



Board Report

File #: 2015-1589, **File Type:** Informational Report

Agenda Number: 5.

AD-HOC TRANIST POLICING OVERSIGHT COMMITTEE NOVEMBER 19, 2015

SUBJECT: MONTHLY UPDATE ON TRANSIT POLICING PERFORMANCE

ACTION: RECEIVE AND FILE

RECOMMENDATION

RECEIVE AND FILE **monthly update on transit policing performance.**

ISSUE

On September 4, 2014, the board requested that staff provide a monthly update on transit policing performance to Systems Safety and Operations Committee. Specifically, the board requested monthly updates on criminal activity, fare enforcement, response time, deployment and perception of safety.

DISCUSSION

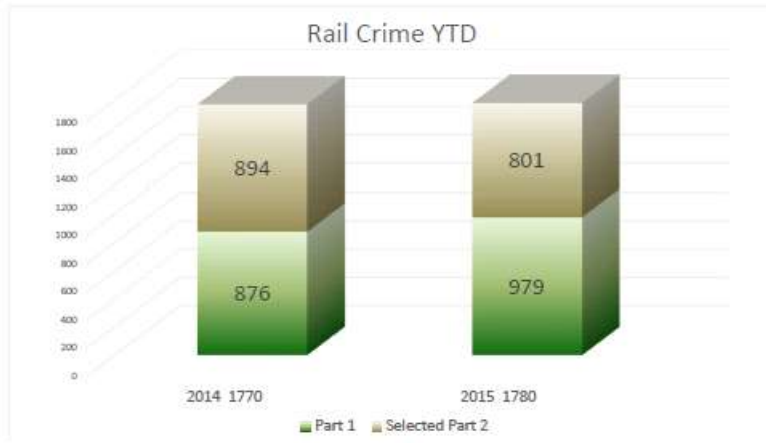
In November 2015, staff continues to be proactive in working with Operations, Los Angeles County Sheriff's Department, and Communications in addressing perception of safety, criminal activity, fare enforcement, response time, and deployment. Below are the key highlights:

Actions to Improve the Ridership Experience

- Staff has begun the deployment of placing Mobile Skywatch Observation Towers on the street level of stations and parking lots with high crime. This allows the Los Angeles County Sheriff's Department (LASD) Deputies and Metro Transit Security Officers to observe behaviors and act as deterrence to crimes. Metro staff are also working with LASD and LAPD to address security concerns at Pershing Square and to ensure ADA compliant boarding/alighting at Westlake Station.
- High Visibility
 - Transit Security Officers (TSO) and Los Angeles County Sheriffs have been engaging and interacting with patrons and operators to increase presence and increase the perception of safety on the Metro system.
 - TSO Bus Boarding Activity: The total number of TSO Bus Boardings for the

- month of September 2015 is 2,801. The total number of fare checks is 24,334.
- LASD Bus Riding Team (BRT): The total number of BRT Bus Rides for the month of September 2015 is 975. The total number of fare checks is 33,917

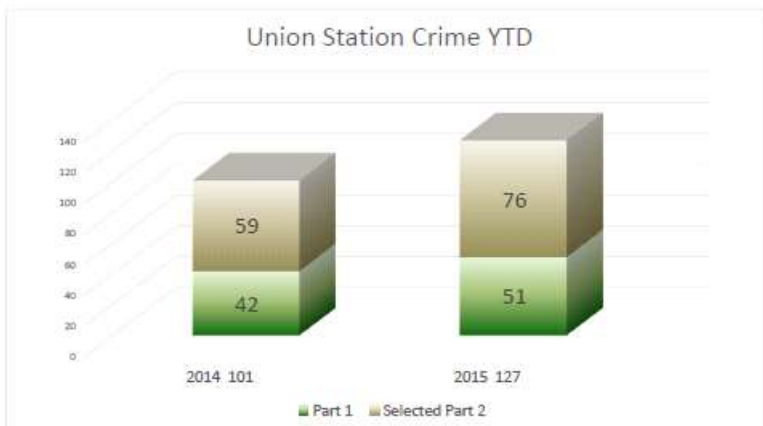
Criminal Activity:



Rail Part 1 Crime	
UP	11.8%
Rail Part 2 Crime	
DOWN	-10.4%
Total Rail Crime	
DOWN	0.6%



Bus Part 1 Crime	
UP	0.2%
Bus Part 2 Crime	
DOWN	-8.3%
Total Bus Crime	
DOWN	-4.8%



Union Station Part 1 Crime	
UP	21.4%
Union Station Part 2 Crime	
UP	28.8%
Total Union Station Crime	
UP	25.7%

Bus Operator Assaults:

- Comparing January-September 2014 to January-September 2015, there has been a 21% increase of operator assaults. Of the 127 total operator assaults for January-September 2015, 70.6% of the Aggravated Assaults, 33.3% of the Non-Aggravated Assaults, 75% of the Robberies, and 50% of the sex crimes have had a suspect taken into custody. The majority of bus operator assaults are fare related followed by disorderly conduct.
- Attachment B contains the matrix for the suspects who have assaulted Bus Operators that LASD has been tracking.
- Of the 127 total operator assaults from January-September 2015, there were 17 Aggravated Assaults, 102 Non-Aggravated Assaults, 4 Robberies, and 4 Sex Crimes. Of the 127 assaults, 56 suspects used their hands/feet for the method of assault, followed by 35 suspects spitting, 12 throwing food or liquid, 12 using a weapon, 6 throwing other objects, 2 pepper spray and 4 sexual harassment incidents.
- From January-September 2015, there have been 397,575,139 bus boardings and 127 total operator assaults, equating to 1 bus operator assault per 3.4 million boardings.

Operator Safety:

- Metro has completed 38% of the installation of the live on-board video display monitors, and 22% of the installation of the operator barriers.

LASD Success Stories

- **09/15/2015** - On August 7th, 2015, several males brutally assaulted and robbed a Metro Blue Line patron. Detective Veatch, Sergeant Walker, and the Crime Impact Team #1 (CIT) followed up with an investigation. The investigation led to a suspect of interest. Surveillance of the suspect took place, which in turn led to a peaceful detention and arrest. During the interview, the suspect admitted to the crime as well as several other crimes he and his accomplices committed on the Metro system. Over the following week, Walker and his CIT team positively identified 2 additional suspects and 3 companions involved in criminal activity on the Metro system and in the City of LA. Once all suspects were in custody, each admitted to committing over 15 separate crimes on Metro property and within the city. All suspects received either county jail or state prison time.
- **09/20/2015** - Chief Ronene Anda represented Transit Policing Division at the 9th Annual Civilian Advisory Committee Professional Staff Day, recognizing outstanding achievements by the department's professional staff, also known as civilian personnel. Law Enforcement Technician/Photo Enforcement Officer James Weeden was recognized for his work with Metro's rail crossing photo enforcement program. This was the first time Transit Policing

Division was represented as a division within the LASD.

- 09/26/2015** - Whittier Narrows-Legg Lake Park in South El Monte was the site of the American Cancer Society’s, “Relay For Life,” event hosted by LASD Transit Policing Division. Chief Anda, a cancer survivor herself, was joined by TPD employees, Metro and Metrolink personnel, and members of the community to raise funds to further research a cure for the dreaded disease. TPD had set a goal of \$15,000 in donations. Over \$16,000 in donations were actually pledged.

Fare Enforcement:

- In September 2015, law enforcement performed 578,371 fare checks on the rails and Orange Line. In comparison, law enforcement performed 514,679 fare checks on the rails and Orange Line in August 2015, resulting in an increase of 63,692 fare checks from August 2015 to September 2015.

	AUG				SEP			
	FARES CHECKED	MONTHLY TARGET	TARGET %	RIDERSHIP	FARES CHECKED	MONTHLY TARGET	TARGET %	RIDERSHIP
Red/Purple	151,020	220,000	69%	3,902,386	185,279	220,000	84%	3,788,434
Blue	80,165	212,000	38%	2,067,519	103,548	212,000	49%	1,951,543
Green	106,777	136,000	79%	1,014,748	116,214	136,000	85%	992,357
Gold	78,875	116,000	68%	1,198,787	74,919	116,000	65%	1,190,886
Expo	36,063	90,000	40%	814,438	31,477	90,000	35%	786,148
Orange	57,084	92,000	62%	656,298	62,179	92,000	68%	736,350
Bus	4,695	-		27,796,274	4,755	-		27,988,209
Total	514,679				578,371			

Response Time:

- In September 2015, the average response time for “Calls for Service” (Emergency, Priority and Routine) for all rail lines and buses was 18.2 minutes. LASD currently complies with Metro’s Performance Metrics requirement of average of 30 minutes for calls for service. The response time for emergency calls was 4.9 minutes.

ATTACHMENTS


Attachment A - Transit Policing Division Report September 2015

Attachment B - Matrix of Bus Operator Assault Suspects

Prepared by: Alex Wiggins, EO System Security and Law Enforcement, (213) 922-4433

Reviewed by:

Stephanie Wiggins, Deputy Chief Executive Officer, (213) 922-1023



Phillip A. Washington
Chief Executive Officer

*LOS ANGELES COUNTY SHERIFF'S DEPARTMENT
TRANSIT POLICING DIVISION
RONENE M. ANDA, CHIEF*



**MTA
MONTHLY REPORT
September 2015**

Prepared by the Crime Analysis Unit



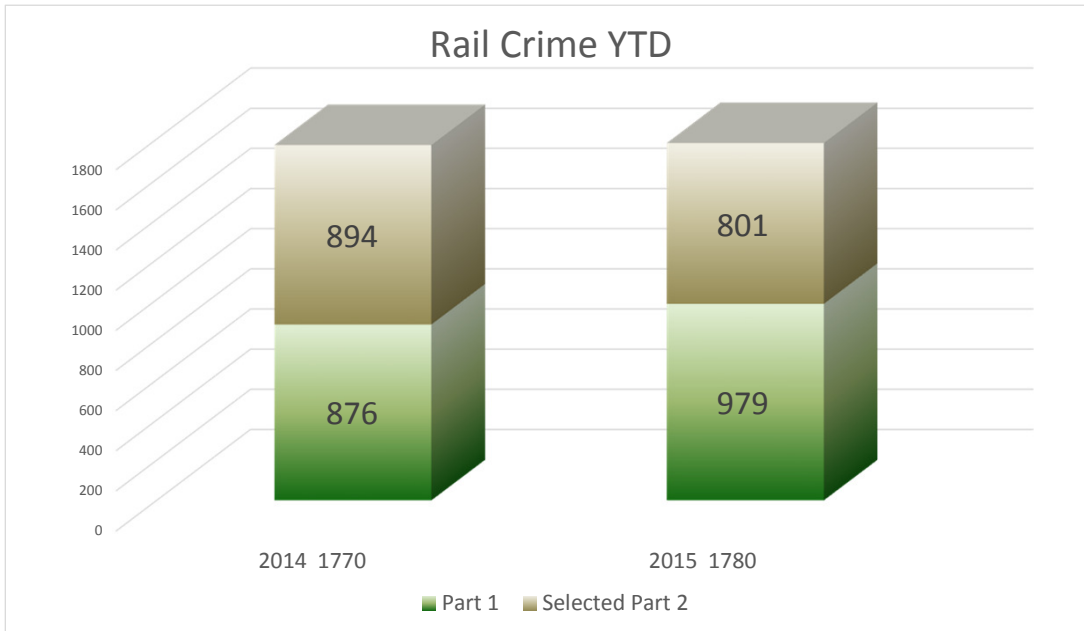
*LOS ANGELES COUNTY SHERIFF'S DEPARTMENT
TRANSIT POLICING DIVISION
RONENE M. ANDA, CHIEF*

TABLE OF CONTENTS

Monthly Statistics

Summary	3
Summary	4
Part 1 Crimes by Month - Rail	5
Part 1 Crimes by Month - Bus	6
Blue Line	7
Green Line	8
Expo Line	9
Red Line	10
Gold Line	11
Orange Line	12
Silver Line	13
South Bus	14
North Bus	15
Union Station	16
Reserve Company Services	17

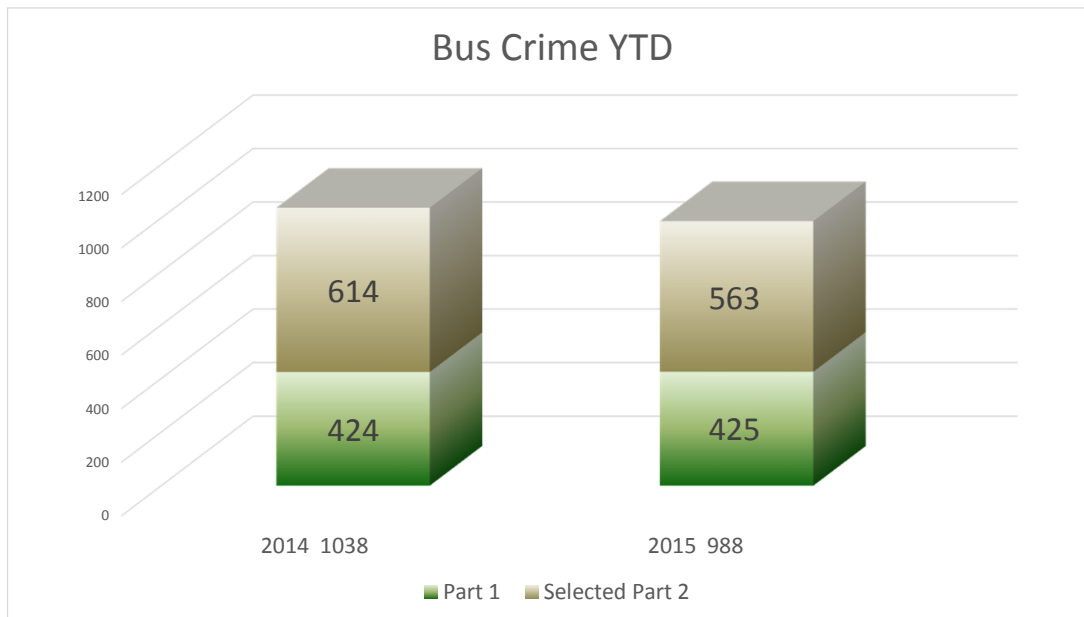
TRANSIT POLICING DIVISION - 2015



Rail Part 1 Crime
UP 11.8%

Rail Part 2 Crime
DOWN -10.4%

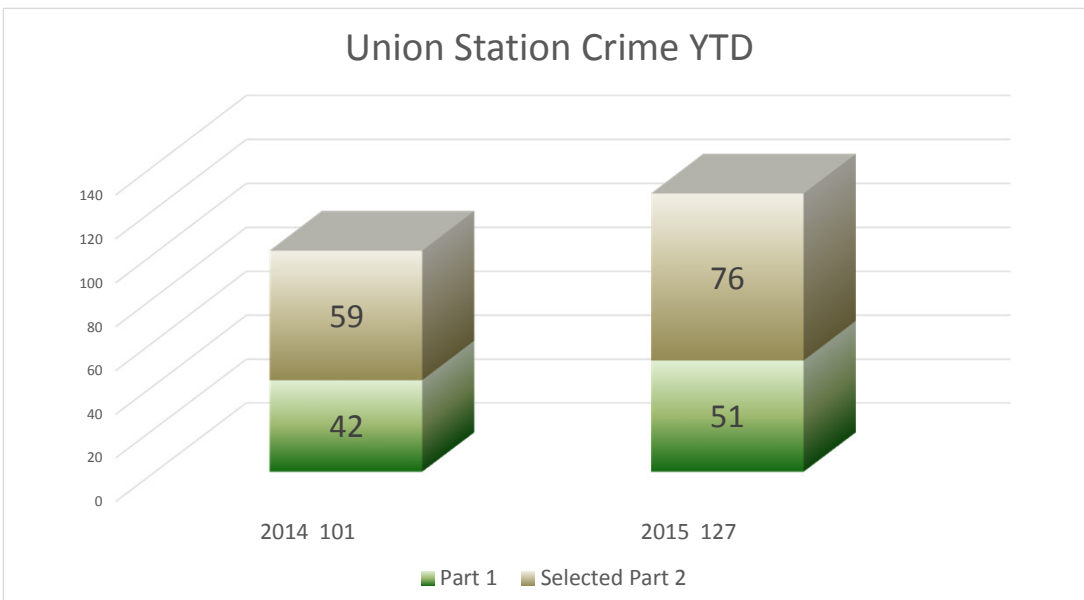
Total Rail Crime
DOWN 0.6%



Bus Part 1 Crime
UP 0.2%

Bus Part 2 Crime
DOWN -8.3%

Total Bus Crime
DOWN -4.8%



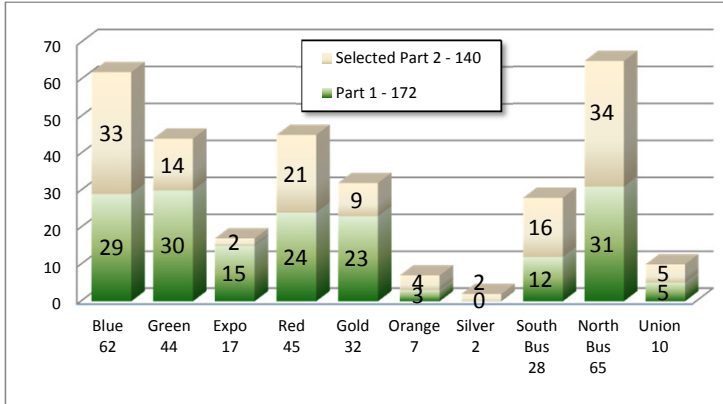
Union Station Part 1 Crime
UP 21.4%

Union Station Part 2 Crime
UP 28.8%

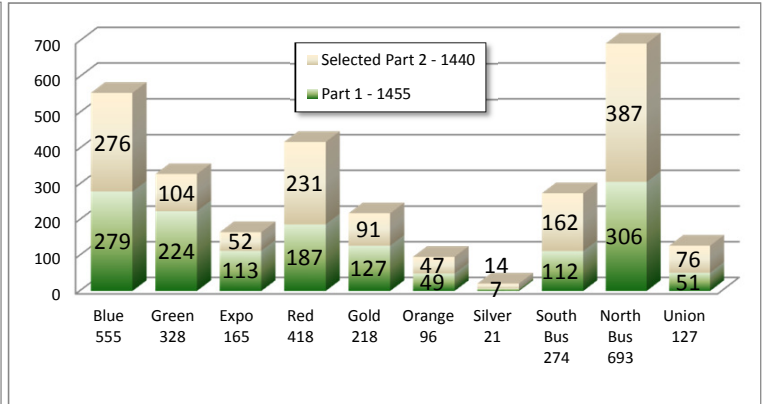
Total Union Station Crime
UP 25.7%

TRANSIT POLICING DIVISION - 2015

Sep Crimes - 312



YTD Crimes - 2895

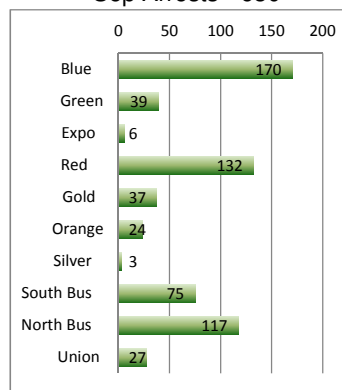


Part 1 Crimes per 1,000,000 Riders

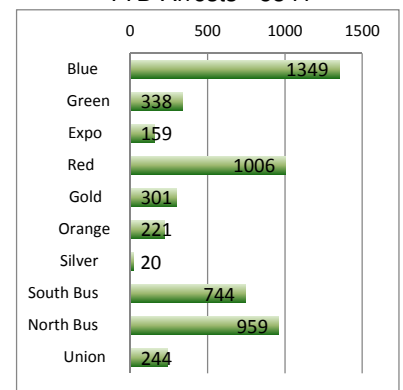
	2015	2014	2013	2012
	Jan - Sep	Jan - Sep	Jan - Sep	Jan - Sep
Blue	14.9 ↑	13.3	14.8	13.0
Green	24.8 ↓	25.2	24.4	20.4
Expo	15.5 ↑	12.2	20.5	20.6
Red	5.4 ↑	4.6	4.7	3.6
Gold	12.1 ↑	5.1	6.9	4.5
Orange	7.7 ↑	7.6	6.4	6.6
Silver	2.2 ↓	3.2	1.1	2.9
Bus	1.7 ↑	1.2	1.1	0.9

Arrow indicates an increase or decrease from last year.

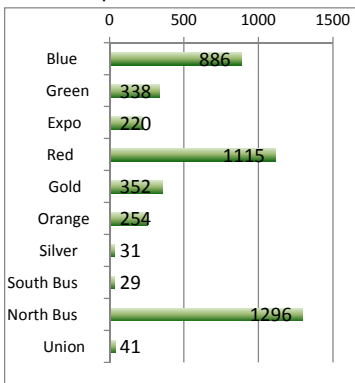
Sep Arrests - 630



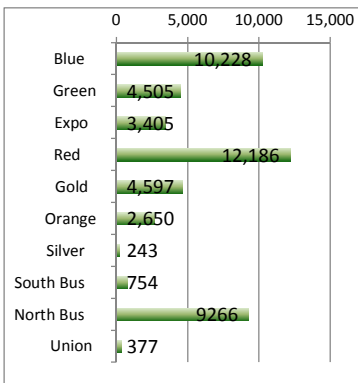
YTD Arrests - 5341



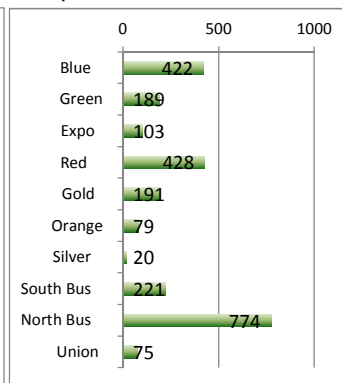
Sep Citations - 4562



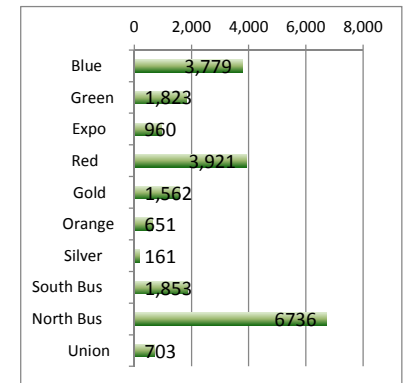
YTD Citations - 48211



Sep Calls For Service - 2502



YTD Calls For Service - 22149



SATURATION RATE

September	BLUE	GREEN	EXPO	RED	GOLD	ORG	TOTAL
Ridership	1,951,543	992,357	786,148	3,788,434	1,190,886	736,350	9,445,718
Contacts	103,548	116,294	31,671	181,977	74,770	62,208	570,468
%Passengers Inspected	5.31%	11.72%	4.03%	4.80%	6.28%	8.45%	6.04%
Boardings	0	0	0	0	0	17	17
Rides	0	0	0	0	0	0	0
Fare Warnings	0	0	0	0	0	0	0

YTD	BLUE	GREEN	EXPO	RED	GOLD	ORG	TOTAL
YTD Ridership	18,699,948	9,016,313	7,293,442	34,774,368	10,522,109	6,354,179	86,660,359
YTD Contacts*	922,207	1,062,330	397,130	1,649,656	817,766	593,894	5,442,983
%Passengers Inspected	4.93%	11.78%	5.45%	4.74%	7.77%	9.35%	6.28%
Boardings	3,130	3,256	1,899	8,999	5,140	9,321	31,745
Rides	0	0	0	0	0	48	48
Fare Warnings	2,022	998	1,590	3,950	2,454	546	11,560

* Contacts are calculated by adding MPV checks and citations.

System-Wide Highlights

Part 1 Crimes have increased by 8% from Jan - Sep 2015 compared to Jan - Sep 2014.

The Green Line had a decrease in part 1 crimes per 1,000,000 riders, while the other rail lines had an increase.

Overall, buses had an increase in part 1 crimes per 1,000,000 riders from the same period last year.

*Part 1 Crimes by Month - Rail

Blue Line	Jan	Feb	Mar	Apr	May	Jun	Jul	Aug	Sep	Oct	Nov	Dec	YTD
Homicide	1	0	0	0	0	0	0	0	0	0	0	0	1
Rape	0	0	0	0	0	0	0	0	0	0	0	0	0
Robbery	10	4	6	2	8	8	8	8	8	0	0	0	62
Agg Assault	12	6	5	5	1	18	11	7	2	0	0	0	67
Agg Assault on Op	0	0	0	0	0	0	0	0	0	0	0	0	0
Burglary	0	0	0	0	0	0	0	0	0	0	0	0	0
Grand Theft	10	8	7	6	4	5	9	7	7	0	0	0	63
Petty Theft	3	4	5	2	3	2	5	12	7	0	0	0	43
GTA	2	2	3	1	4	1	3	6	1	0	0	0	23
BTFV	3	2	1	2	1	0	3	1	2	0	0	0	15
Arson	0	0	1	1	0	0	1	0	2	0	0	0	5
Total	41	26	28	19	21	34	40	41	29	0	0	0	279

Green Line	Jan	Feb	Mar	Apr	May	Jun	Jul	Aug	Sep	Oct	Nov	Dec	YTD
Homicide	0	0	0	0	0	0	0	0	0	0	0	0	0
Rape	0	0	0	0	0	0	0	0	0	0	0	0	0
Robbery	6	1	3	2	6	10	7	12	7	0	0	0	54
Agg Assault	3	1	1	1	2	2	6	4	1	0	0	0	21
Agg Assault on Op	0	0	0	0	0	0	0	0	0	0	0	0	0
Burglary	0	0	0	0	0	0	0	0	0	0	0	0	0
Grand Theft	8	1	3	3	6	7	4	5	2	0	0	0	39
Petty Theft	2	5	1	4	4	4	4	3	4	0	0	0	31
GTA	5	0	8	2	7	4	8	8	5	0	0	0	47
BTFV	3	1	8	2	2	2	0	3	11	0	0	0	32
Arson	0	0	0	0	0	0	0	0	0	0	0	0	0
Total	27	9	24	14	27	29	29	35	30	0	0	0	224

Expo Line	Jan	Feb	Mar	Apr	May	Jun	Jul	Aug	Sep	Oct	Nov	Dec	YTD
Homicide	0	0	0	0	0	0	0	0	0	0	0	0	0
Rape	0	0	0	0	0	0	0	0	0	0	0	0	0
Robbery	1	3	2	2	3	1	0	2	0	0	0	0	14
Agg Assault	1	0	0	0	3	1	2	2	1	0	0	0	10
Agg Assault on Op	0	0	0	0	0	0	0	0	0	0	0	0	0
Burglary	0	0	0	0	0	0	0	0	0	0	0	0	0
Grand Theft	3	6	2	2	9	2	3	3	3	0	0	0	33
Petty Theft	4	4	6	7	6	2	4	4	5	0	0	0	42
GTA	1	0	1	0	0	0	1	0	2	0	0	0	5
BTFV	2	1	0	0	0	0	2	0	4	0	0	0	9
Arson	0	0	0	0	0	0	0	0	0	0	0	0	0
Total	12	14	11	11	21	6	12	11	15	0	0	0	113

Red Line	Jan	Feb	Mar	Apr	May	Jun	Jul	Aug	Sep	Oct	Nov	Dec	YTD
Homicide	0	0	0	0	0	0	0	0	0	0	0	0	0
Rape	0	0	0	0	0	0	0	0	0	0	0	0	0
Robbery	4	3	3	2	4	3	5	7	5	0	0	0	36
Agg Assault	3	2	6	10	9	13	5	2	4	0	0	0	54
Agg Assault on Op	0	0	0	0	0	0	0	0	0	0	0	0	0
Burglary	0	0	0	0	0	0	0	1	0	0	0	0	1
Grand Theft	2	2	1	1	4	1	1	2	5	0	0	0	19
Petty Theft	5	10	9	12	4	6	5	11	9	0	0	0	71
GTA	3	0	0	0	0	0	1	1	1	0	0	0	6
BTFV	0	0	0	0	0	0	0	0	0	0	0	0	0
Arson	0	0	0	0	0	0	0	0	0	0	0	0	0
Total	17	17	19	25	21	23	17	24	24	0	0	0	187

Gold Line	Jan	Feb	Mar	Apr	May	Jun	Jul	Aug	Sep	Oct	Nov	Dec	YTD
Homicide	0	0	0	0	0	0	0	1	0	0	0	0	1
Rape	0	0	0	0	0	0	0	0	0	0	0	0	0
Robbery	2	0	3	2	2	1	1	3	4	0	0	0	18
Agg Assault	4	1	2	1	0	6	0	2	2	0	0	0	18
Agg Assault on Op	0	0	0	0	0	0	0	0	0	0	0	0	0
Burglary	0	1	0	0	1	0	0	0	0	0	0	0	2
Grand Theft	2	2	0	2	0	1	3	0	1	0	0	0	11
Petty Theft	2	5	1	4	4	2	6	6	3	0	0	0	33
GTA	2	0	1	0	1	0	1	1	4	0	0	0	10
BTFV	7	2	2	1	3	2	2	6	9	0	0	0	34
Arson	0	0	0	0	0	0	0	0	0	0	0	0	0
Total	19	11	9	10	11	12	13	19	23	0	0	0	127

* Part 1 Crimes are calculated in accordance with the FBI Uniform Crime Report standards. Homicides, Rapes, and Aggravated Assaults are counted by the number of victims.

Part 1 Crimes by Month - Bus

Orange Line	Jan	Feb	Mar	Apr	May	Jun	Jul	Aug	Sep	Oct	Nov	Dec	YTD
Homicide	0	0	0	0	0	0	0	0	0	0	0	0	0
Rape	0	0	0	0	0	0	0	0	0	0	0	0	0
Robbery	1	0	1	0	1	0	0	0	0	0	0	0	3
Agg Assault	0	0	4	0	0	1	1	3	1	0	0	0	10
Agg Assault on Op	0	0	0	0	0	0	0	0	0	0	0	0	0
Burglary	0	0	0	0	0	0	0	0	0	0	0	0	0
Grand Theft	0	0	1	3	0	0	1	0	0	0	0	0	5
Petty Theft	2	0	2	7	2	4	3	3	2	0	0	0	25
GTA	1	1	1	0	0	2	0	0	0	0	0	0	5
BTFV	0	0	1	0	0	0	0	0	0	0	0	0	1
Arson	0	0	0	0	0	0	0	0	0	0	0	0	0
Total	4	1	10	10	3	7	5	6	3	0	0	0	49

Silver Line	Jan	Feb	Mar	Apr	May	Jun	Jul	Aug	Sep	Oct	Nov	Dec	YTD
Homicide	0	0	0	0	0	0	0	0	0	0	0	0	0
Rape	0	0	0	0	1	0	0	0	0	0	0	0	1
Robbery	0	0	0	0	0	0	0	0	0	0	0	0	0
Agg Assault	0	0	0	0	1	0	0	0	0	0	0	0	1
Agg Assault on Op	0	0	0	0	0	0	0	0	0	0	0	0	0
Burglary	0	0	1	0	0	0	0	0	0	0	0	0	1
Grand Theft	0	0	0	0	0	0	0	0	0	0	0	0	0
Petty Theft	0	0	1	0	1	0	0	1	0	0	0	0	3
GTA	0	0	0	0	0	0	0	0	0	0	0	0	0
BTFV	0	0	0	0	0	0	1	0	0	0	0	0	1
Arson	0	0	0	0	0	0	0	0	0	0	0	0	0
Total	0	0	2	0	3	0	1	1	0	0	0	0	7

South Bus	Jan	Feb	Mar	Apr	May	Jun	Jul	Aug	Sep	Oct	Nov	Dec	YTD
Homicide	0	0	0	0	0	0	0	0	0	0	0	0	0
Rape	0	0	0	0	0	0	0	0	0	0	0	0	0
Robbery	8	3	2	1	1	2	0	3	2	0	0	0	22
Agg Assault	3	3	1	3	3	0	4	2	1	0	0	0	20
Agg Assault on Op	2	2	0	0	1	2	1	2	2	0	0	0	12
Burglary	1	0	0	0	0	0	0	0	0	0	0	0	1
Grand Theft	4	3	2	1	2	7	4	1	0	0	0	0	24
Petty Theft	1	2	3	2	1	5	1	5	5	0	0	0	25
GTA	0	0	0	0	0	2	0	0	2	0	0	0	4
BTFV	0	0	0	0	0	0	1	3	0	0	0	0	4
Arson	0	0	0	0	0	0	0	0	0	0	0	0	0
Total	19	13	8	7	8	18	11	16	12	0	0	0	112

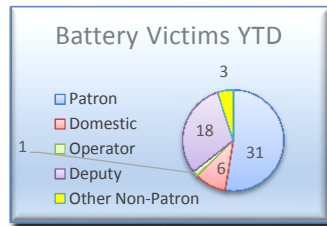
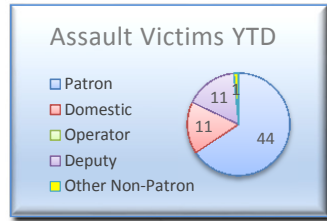
North Bus	Jan	Feb	Mar	Apr	May	Jun	Jul	Aug	Sep	Oct	Nov	Dec	YTD
Homicide	0	0	0	0	0	0	0	0	0	0	0	0	0
Rape	0	0	0	0	0	0	1	0	0	0	0	0	1
Robbery	6	9	7	6	2	12	11	5	7	0	0	0	65
Agg Assault	9	12	6	8	5	5	17	16	10	0	0	0	88
Agg Assault on Op	0	0	1	2	2	3	1	2	2	0	0	0	13
Burglary	0	0	0	1	0	0	0	1	0	0	0	0	2
Grand Theft	4	8	11	7	4	7	2	12	3	0	0	0	58
Petty Theft	5	8	6	7	8	4	13	14	7	0	0	0	72
GTA	1	0	0	2	0	0	0	0	0	0	0	0	3
BTFV	0	1	0	0	0	0	0	1	2	0	0	0	4
Arson	0	0	0	0	0	0	0	0	0	0	0	0	0
Total	25	38	31	33	21	31	45	51	31	0	0	0	306

Union Station	Jan	Feb	Mar	Apr	May	Jun	Jul	Aug	Sep	Oct	Nov	Dec	YTD
Homicide	0	0	0	0	0	0	0	0	0	0	0	0	0
Rape	0	0	0	0	0	0	0	0	0	0	0	0	0
Robbery	0	0	0	0	0	0	0	1	1	0	0	0	2
Agg Assault	3	1	1	4	2	1	1	0	1	0	0	0	14
Agg Assault on Op	0	0	0	0	0	0	0	0	0	0	0	0	0
Burglary	0	0	0	1	0	0	1	0	0	0	0	0	2
Grand Theft	1	0	1	1	0	0	0	1	0	0	0	0	4
Petty Theft	3	2	3	3	2	1	5	0	2	0	0	0	21
GTA	0	0	0	1	0	1	1	0	0	0	0	0	3
BTFV	1	0	0	1	0	0	2	0	1	0	0	0	5
Arson	0	0	0	0	0	0	0	0	0	0	0	0	0
Total	8	3	5	11	4	3	10	2	5	0	0	0	51

Total	Jan	Feb	Mar	Apr	May	Jun	Jul	Aug	Sep	Oct	Nov	Dec	YTD
Homicide	1	0	0	0	0	0	0	1	0	0	0	0	2
Rape	0	0	0	0	1	0	1	0	0	0	0	0	2
Robbery	38	23	27	17	27	37	32	41	34	0	0	0	276
Agg Assault	38	26	26	32	26	47	47	38	23	0	0	0	303
Agg Assault on Op	2	2	1	2	3	5	2	4	4	0	0	0	25
Burglary	1	1	1	2	1	0	1	2	0	0	0	0	9
Grand Theft	34	30	28	26	29	30	27	31	21	0	0	0	256
Petty Theft	27	40	37	48	35	30	46	59	44	0	0	0	366
GTA	15	3	14	6	12	10	15	16	15	0	0	0	106
BTFV	16	7	12	6	6	4	11	14	29	0	0	0	105
Arson	0	0	1	1	0	0	1	0	2	0	0	0	5
Total	172	132	147	140	140	163	183	206	172	0	0	0	1455

BLUE LINE

REPORTED CRIME		
PART 1 CRIMES	Sep	YTD
Homicide	0	1
Rape	0	0
Robbery	8	62
Agg Assault	2	67
Agg Assault on Op	0	0
Burglary	0	0
Grand Theft	7	63
Petty Theft	7	43
Motor Vehicle Theft	1	23
Burg/Theft From Vehicle	2	15
Arson	2	5
SUB-TOTAL	29	279
Selected Part 2 Crimes		
Battery	8	59
Battery Rail Operator	0	0
Sex Offenses	0	14
Weapons	2	22
Narcotics	13	81
Trespassing	5	54
Vandalism	5	46
SUB-TOTAL	33	276
TOTAL	62	555



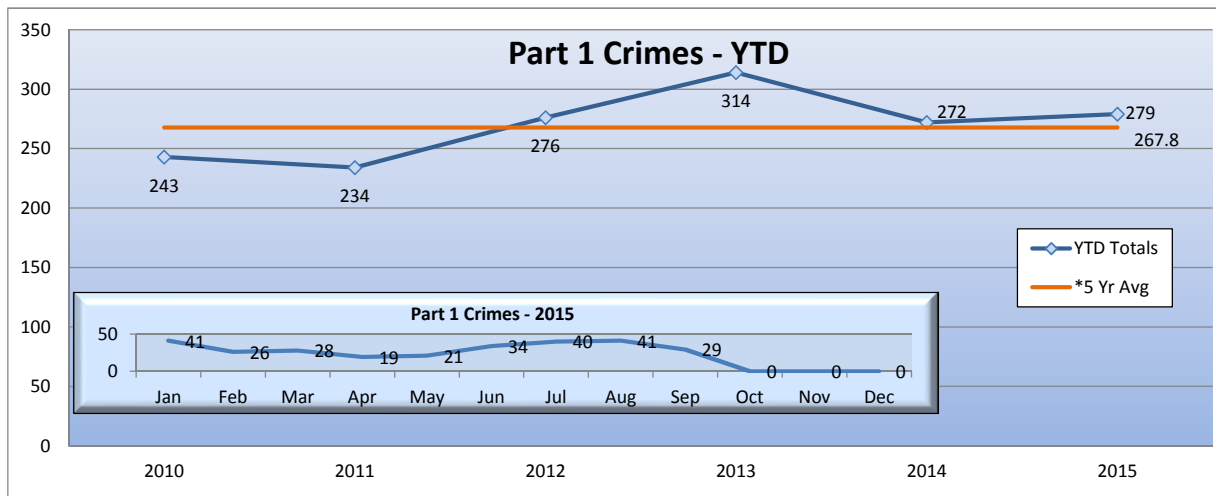
Part 1 Crimes per Station		
Station	Sep	YTD
7th/Metro	1	9
Pico	1	5
Grand	0	11
San Pedro	2	7
Washington	0	4
Vernon	1	5
Slauson	1	12
Florence	2	21
Firestone	2	14
103rd St	6	21
Willowbrook	1	38
Compton	3	20
Artesia	2	23
Del Amo	1	27
Wardlow	0	5
Willow	2	28
PCH	2	4
Anaheim	1	7
5th St	0	3
1st St	0	1
Transit Mall	1	9
Pacific	0	4
Rail Yard	0	1
Total	29	279

ARRESTS		
Type	Sep	YTD
Felony	34	268
Misdemeanor	136	1081
TOTAL	170	1349

CITATIONS		
Type	Sep	YTD
Fare Evasion Citations	555	7,248
Other Citations	86	798
Vehicle Code Citations	245	2,182
TOTAL	886	10,228

CALLS FOR SERVICE				
TYPE	Sep		YTD	
	Total	Avg	Total	Avg
Emergency	31	5.1	260	4.8
Priority	211	11.7	1728	12.0
Routine	180	18.3	1791	21.7
Total	422	14.1	3779	16.1

FARE ENFORCEMENT		
	Sep	YTD
Ridership	1,951,543	18,699,948
Contacts	103,548	922,207
% of Patrons Inspected	5.31	4.93
Boardings	0	3,130
Ride	0	0
Fare Warning	0	2,022



Blue Line Highlights

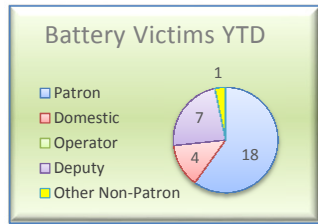
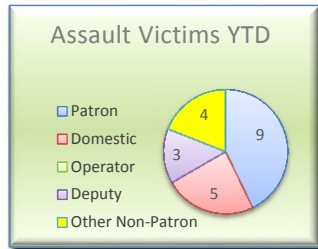
The Blue Line had 7 more part 1 crimes, which is a 3% increase from the same period last year.

Part 1 crimes per 1,000,000 riders were up from the same period last year.

*5 yr average is based on the average of part 1 crimes from 2010 - 2014.

GREEN LINE

REPORTED CRIME		
PART 1 CRIMES	Sep	YTD
Homicide	0	0
Rape	0	0
Robbery	7	54
Agg Assault	1	21
Agg Assault on Op	0	0
Burglary	0	0
Grand Theft	2	39
Petty Theft	4	31
Motor Vehicle Theft	5	47
Burg/Theft From Vehicle	11	32
Arson	0	0
SUB-TOTAL	30	224
Selected Part 2 Crimes		
Battery	4	30
Battery Rail Operator	0	0
Sex Offenses	1	6
Weapons	1	6
Narcotics	4	28
Trespassing	2	9
Vandalism	2	25
SUB-TOTAL	14	104
TOTAL	44	328



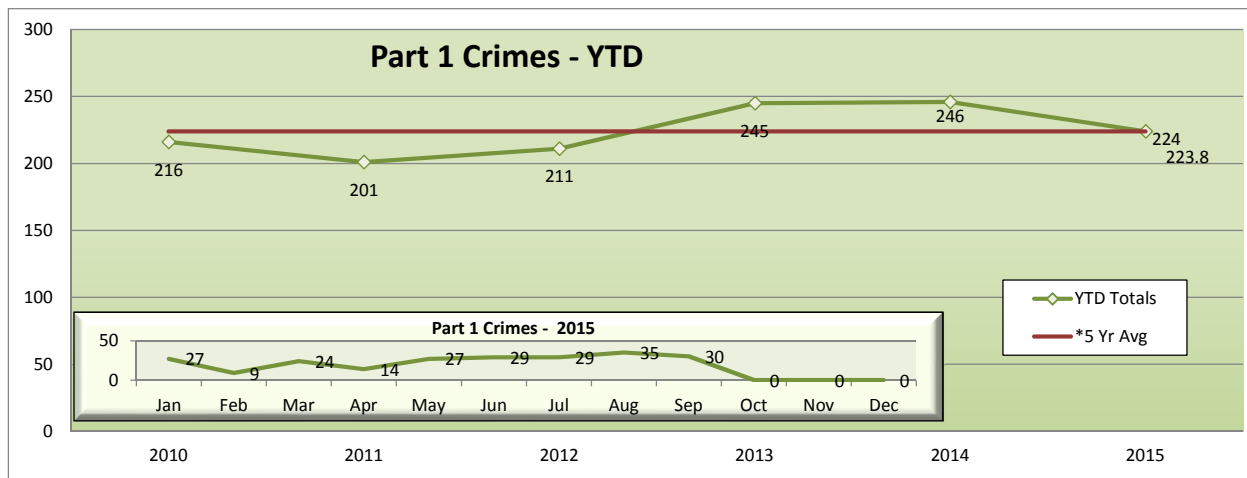
Part 1 Crimes per Station		
Station	Sep	YTD
Redondo Beach	0	3
Douglas	0	2
El Segundo	0	1
Mariposa	1	2
Aviation	1	25
Hawthorne	1	16
Crenshaw	2	18
Vermont	1	13
Harbor	3	23
Avalon	3	20
Willowbrook	1	31
Long Beach	2	25
Lakewood	11	27
Norwalk	4	18
Total	30	224

ARRESTS		
Type	Sep	YTD
Felony	12	97
Misdemeanor	27	241
TOTAL	39	338

CITATIONS		
Type	Sep	YTD
Fare Evasion Citations	219	3,420
Other Citations	37	434
Vehicle Code Citations	82	651
TOTAL	338	4,505

CALLS FOR SERVICE				
TYPE	Sep		YTD	
	Total	Avg	Total	Avg
Emergency	12	4.0	97	5.1
Priority	60	12.9	658	13.2
Routine	117	18.7	1068	20.2
Total	189	15.9	1823	16.9

FARE ENFORCEMENT		
	Sep	YTD
Ridership	992,357	9,016,313
Contacts	116,294	1,062,330
% of Patrons Inspected	11.72	11.78
Boardings	0	3,256
Ride	0	0
Fare Warning	0	998



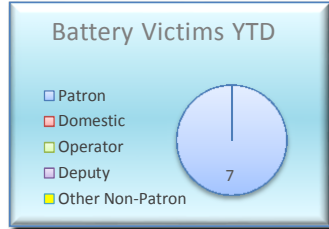
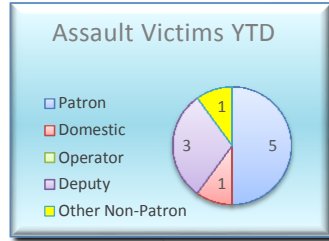
Green Line Highlights
The Green Line had 22 less part 1 crimes, which is a 9% decrease from the same period last year.
Part 1 crimes per 1,000,000 riders were down from the same period last year.

*5 yr average is based on the average of part 1 crimes from 2010 - 2014.

EXPO LINE

REPORTED CRIME

PART 1 CRIMES	Sep	YTD
Homicide	0	0
Rape	0	0
Robbery	0	14
Agg Assault	1	10
Agg Assault on Op	0	0
Burglary	0	0
Grand Theft	3	33
Petty Theft	5	42
Motor Vehicle Theft	2	5
Burg/Theft From Vehicle	4	9
Arson	0	0
SUB-TOTAL	15	113
Selected Part 2 Crimes		
Battery	0	7
Battery Rail Operator	0	0
Sex Offenses	0	2
Weapons	0	5
Narcotics	0	4
Trespassing	0	7
Vandalism	2	27
SUB-TOTAL	2	52
TOTAL	17	165



Part 1 Crimes per Station

Station	Sep	YTD
7th/Metro	0	0
Pico	0	0
23rd St	0	4
Jefferson/USC	0	4
Expo/USC	0	3
Expo/Vermont	0	4
Expo/Western	0	8
Expo/Crenshaw	2	10
Farmdale	1	5
La Brea	1	5
La Cienega	5	21
Culver City	6	49
Total	15	113

ARRESTS

Type	Sep	YTD
Felony	1	41
Misdemeanor	5	118
TOTAL	6	159

CITATIONS

Type	Sep	YTD
Fare Evasion Citations	96	1,725
Other Citations	15	156
Vehicle Code Citations	109	1,524
TOTAL	220	3,405

CALLS FOR SERVICE

TYPE	Sep		YTD	
	Total	Avg	Total	Avg
Emergency	3	6.7	42	5.7
Priority	37	13.2	367	13.0
Routine	63	28.6	551	23.3
Total	103	22.4	960	18.6

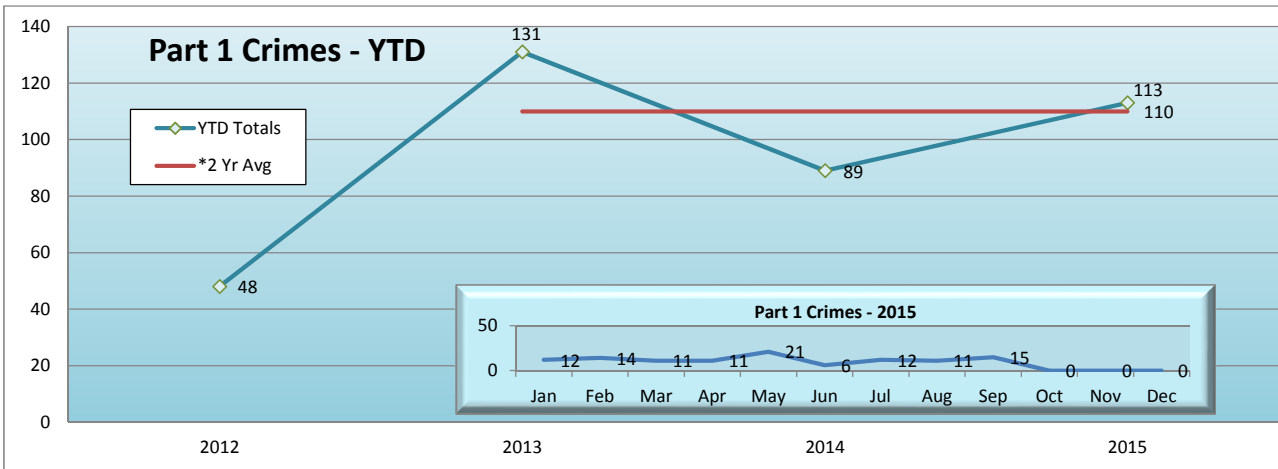
FARE ENFORCEMENT

	Sep	YTD
Ridership	786,148	7,293,442
Contacts	31,671	397,130
% of Patrons Inspected	4.03	5.45
Boardings	0	1,899
Ride	0	0
Fare Warning	0	1,590

Expo Line Highlights

The Expo Line had 24 more part 1 crime, which is a 27% increase from the same period last year.

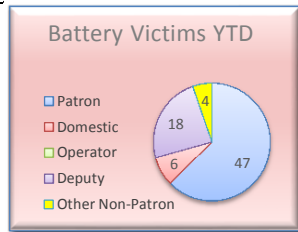
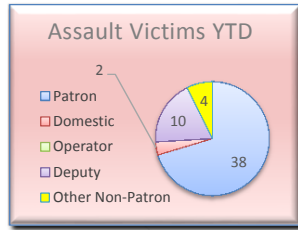
Part 1 crimes per 1,000,000 riders were up from the same period last year.



*Expo line opened in April 2012, so a 2 yr average from 2013 - 2014 is calculated.

RED LINE

REPORTED CRIME		
PART 1 CRIMES	Sep	YTD
Homicide	0	0
Rape	0	0
Robbery	5	36
Agg Assault	4	54
Agg Assault on Op	0	0
Burglary	0	1
Grand Theft	5	19
Petty Theft	9	71
Motor Vehicle Theft	1	6
Burg/Theft From Vehicle	0	0
Arson	0	0
SUB-TOTAL	24	187
Selected Part 2 Crimes		
Battery	6	75
Battery Rail Operator	0	0
Sex Offenses	2	23
Weapons	0	11
Narcotics	6	71
Trespassing	4	25
Vandalism	3	26
SUB-TOTAL	21	231
TOTAL	45	418



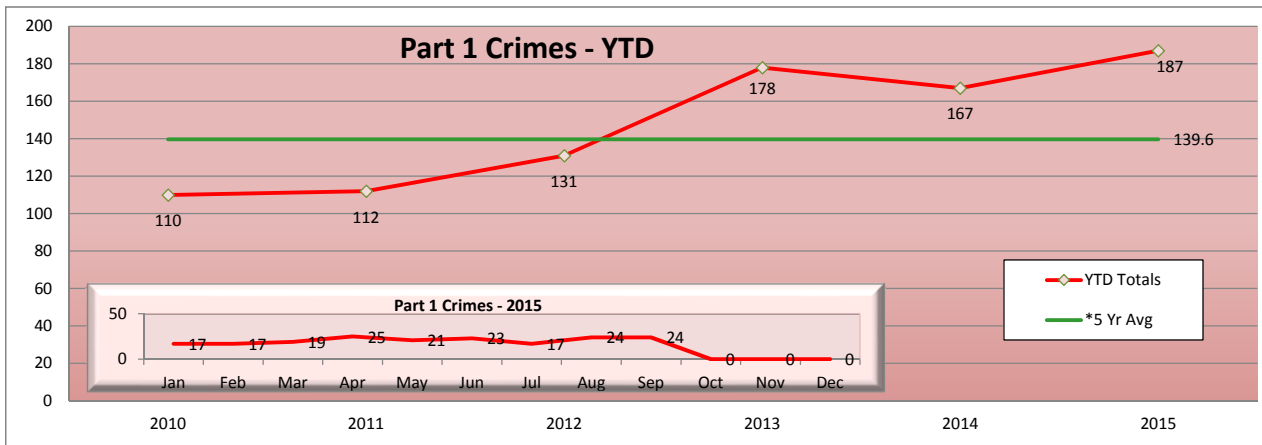
Part 1 Crimes per Station		
Station	Sep	YTD
Union Station	1	13
Civic Center	0	2
Pershing Square	1	13
7th/Metro	2	10
Westlake	3	22
Wilshire/Vermont	2	19
Wilshire/Normandie	0	2
Vermont/Beverly	1	1
Wilshire/Western	1	5
Vermont/Santa Monica	1	8
Vermont/Sunset	1	9
Hollywood/Western	0	7
Hollywood/Vine	2	8
Hollywood/Highland	6	20
Universal	1	12
North Hollywood	2	33
Red Line Rail Yard	0	3
Total	24	187

ARRESTS		
Type	Sep	YTD
Felony	23	195
Misdemeanor	109	811
TOTAL	132	1006

CITATIONS		
Type	Sep	YTD
Fare Evasion Citations	851	9,160
Other Citations	120	1,063
Vehicle Code Citations	144	1,963
TOTAL	1,115	12,186

CALLS FOR SERVICE				
TYPE	Sep		YTD	
	Total	Avg	Total	Avg
Emergency	17	4.5	151	5.9
Priority	192	15.1	1719	14.0
Routine	219	23.5	2051	23.8
Total	428	19.0	3921	18.8

FARE ENFORCEMENT		
	Sep	YTD
Ridership	3,788,434	34,774,368
Contacts	181,977	1,649,656
% of Patrons Inspected	4.80	4.74
Boardings	0	8,999
Ride	0	0
Fare Warning	0	3,950

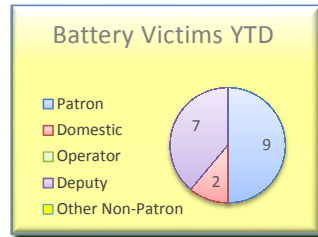
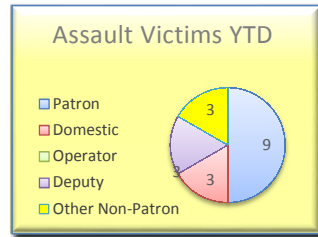


RED Line Highlights
The Red Line had 20 more part 1 crimes which is a 12% increase from the same period last year.
Part 1 crimes per 1,000,000 riders were up from the same period last year.

*5 yr average is based on the average of part 1 crimes from 2010 - 2014.

GOLD LINE

REPORTED CRIME		
PART 1 CRIMES	Sep	YTD
Homicide	0	1
Rape	0	0
Robbery	4	18
Agg Assault	2	18
Agg Assault on Op	0	0
Burglary	0	2
Grand Theft	1	11
Petty Theft	3	33
Motor Vehicle Theft	4	10
Burg/Theft From Vehicle	9	34
Arson	0	0
SUB-TOTAL	23	127
Selected Part 2 Crimes		
Battery	2	18
Battery Rail Operator	0	0
Sex Offenses	1	4
Weapons	0	6
Narcotics	1	24
Trespassing	0	4
Vandalism	5	35
SUB-TOTAL	9	91
TOTAL	32	218



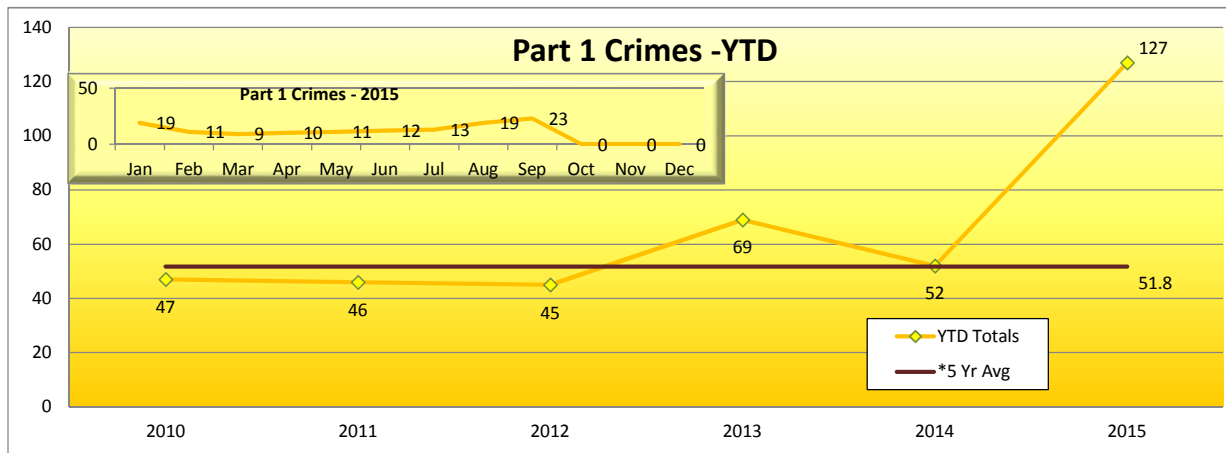
Part 1 Crimes per Station		
Station	Sep	YTD
Sierra Madre	4	27
Allen	1	5
Lake	0	2
Memorial Park	0	2
Del Mar	1	4
Fillmore	2	2
South Pasadena	2	5
Highland Park	0	11
SW Museum	0	1
Heritage Square	0	9
Lincoln Heights	3	8
Chinatown	0	1
Union Station	1	11
Little Tokyo	0	4
Pico	1	1
Mariachi	0	1
Soto	0	7
Indiana	2	15
Maravilla	0	0
East La	0	0
Atlantic	6	11
Total	23	127

ARRESTS		
Type	Sep	YTD
Felony	5	48
Misdemeanor	32	253
TOTAL	37	301

CITATIONS		
Type	Sep	YTD
Fare Evasion Citations	188	3,225
Other Citations	17	371
Vehicle Code Citations	147	1,001
TOTAL	352	4,597

CALLS FOR SERVICE				
TYPE	Sep		YTD	
	Total	Avg	Total	Avg
Emergency	3	3.0	51	7.6
Priority	106	15.4	747	16.3
Routine	82	25.2	764	25.9
Total	191	19.4	1562	20.7

FARE ENFORCEMENT		
	Sep	YTD
Ridership	1,190,886	10,522,109
Contacts	74,770	817,766
% of Patrons Inspected	6.28	7.77
Boardings	0	5,140
Ride	0	0
Fare Warning	0	2,454



Gold Line Highlights

The Gold Line had 75 more part 1 crimes, which is an 144% increase of from the same period last year.

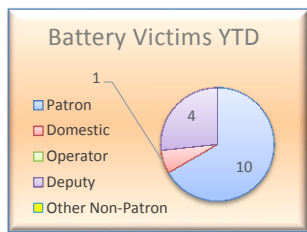
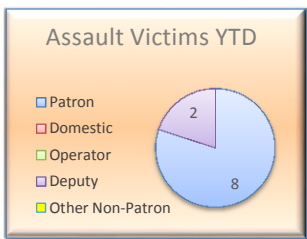
Part 1 crimes per 1,000,000 riders were up from the same period last year.

*5 yr average is based on the average of part 1 crimes from 2010 - 2014.

ORANGE LINE

REPORTED CRIME

PART 1 CRIMES	Sep	YTD
Homicide	0	0
Rape	0	0
Robbery	0	3
Agg Assault	1	10
Agg Assault on Op	0	0
Burglary	0	0
Grand Theft	0	5
Petty Theft	2	25
Motor Vehicle Theft	0	5
Burg/Theft From Vehicle	0	1
Arson	0	0
SUB-TOTAL	3	49
Selected Part 2 Crimes		
Battery	1	15
Battery Bus Operator	0	0
Sex Offenses	0	1
Weapons	0	3
Narcotics	2	9
Trespassing	1	4
Vandalism	0	15
SUB-TOTAL	4	47
TOTAL	7	96



Part 1 Crimes per Station

Station	Sep	YTD
North Hollywood	0	5
Laurel Canyon	0	1
Valley College	0	1
Woodman	0	2
Van Nuys	2	7
Sepulveda	0	4
Woodley	0	2
Balboa	0	7
Reseda	0	7
Tampa	0	1
Pierce College	0	2
De Soto	0	1
Canoga	1	3
Warner Center	0	0
Sherman Way	0	2
Roscoe	0	1
Nordhoff	0	1
Chatsworth	0	2
Total	3	49

ARRESTS

Type	Sep	YTD
Felony	1	30
Misdemeanor	23	191
TOTAL	24	221

CITATIONS

Type	Sep	YTD
Fare Evasion Citations	119	1,870
Other Citations	4	37
Vehicle Code Citations	131	743
TOTAL	254	2,650

CALLS FOR SERVICE

TYPE	Sep		YTD	
	Total	Avg	Total	Avg
Emergency	1	13.0	23	8.3
Priority	48	15.3	341	16.3
Routine	30	24.9	287	26.3
Total	79	18.9	651	20.4

FARE ENFORCEMENT

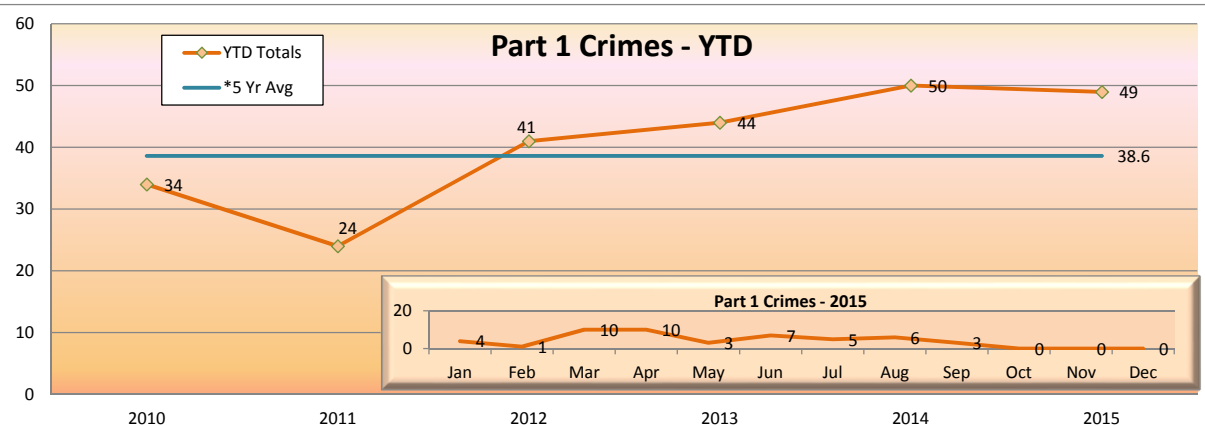
	Sep	YTD
Ridership	736,350	6,354,179
Contacts	62,208	593,894
% of Patrons Inspected	8.45	9.35
Boardings	17	9,321
Ride	0	48
Fare Warning	0	546

Orange Line Highlights

The Orange Line had 1 less part 1 crime, which is a 2% decrease from the same period last year.

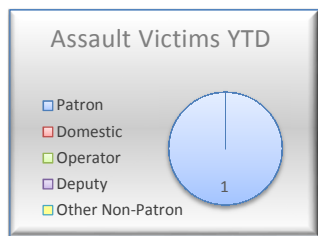
Part 1 crimes per 1,000,000 riders were down from the same period last year.

Part 1 Crimes - YTD

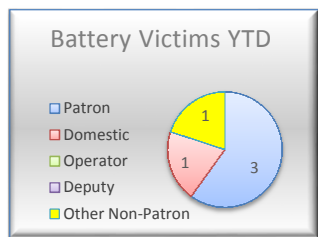


SILVER LINE

REPORTED CRIME		
PART 1 CRIMES	Sep	YTD
Homicide	0	0
Rape	0	1
Robbery	0	0
Agg Assault	0	1
Agg Assault on Op	0	0
Burglary	0	1
Grand Theft	0	0
Petty Theft	0	3
Motor Vehicle Theft	0	0
Burg/Theft From Vehicle	0	1
Arson	0	0
SUB-TOTAL	0	7
Selected Part 2 Crimes		
Battery	1	5
Battery Bus Operator	0	0
Sex Offenses	1	1
Weapons	0	0
Narcotics	0	1
Trespassing	0	0
Vandalism	0	7
SUB-TOTAL	2	14
TOTAL	2	21



Part 1 Crimes per Station		
Station	Sep	YTD
El Monte	0	2
Cal State LA	0	0
LAC/USC	0	0
Alameda	0	0
Downtown	0	1
37th St/USC	0	0
Slauson	0	0
Manchester	0	0
Harbor Fwy	0	1
Rosecrans	0	0
Harbor/Gateway	0	3
Total	0	7

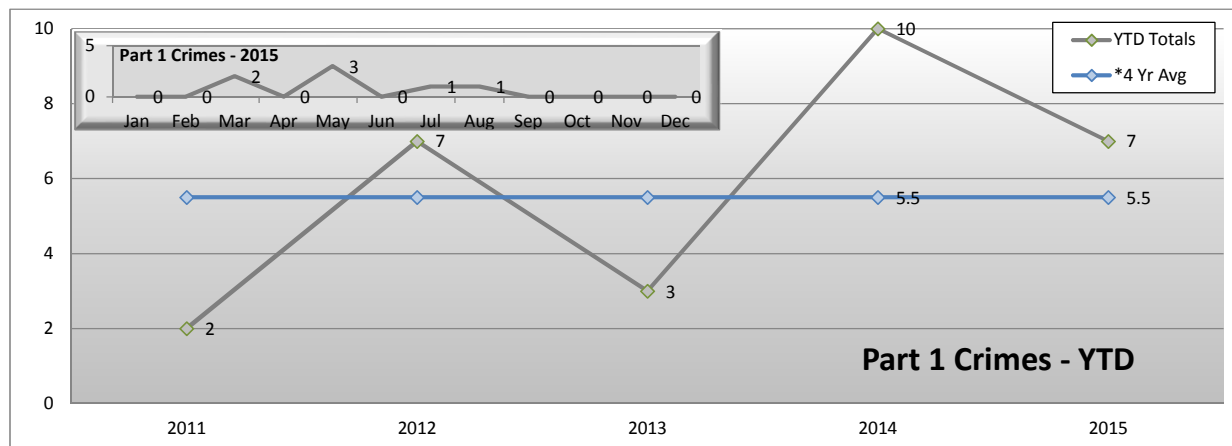


ARRESTS		
Type	Sep	YTD
Felony	0	6
Misdemeanor	2	14
TOTAL	2	20

CITATIONS		
Type	Sep	YTD
Fare Evasion Citations	2	8
Other Citations	11	108
Vehicle Code Citations	18	127
TOTAL	31	243

CALLS FOR SERVICE				
TYPE	Sep		YTD	
	Total	Avg	Total	Avg
Emergency	1	0.0	7	5.1
Priority	6	20.2	87	13.0
Routine	13	27.7	67	20.4
Total	20	24.3	161	15.7

FARE ENFORCEMENT		
	Sep	YTD
Ridership	355,329	3,236,264
Contacts	63	2,485
% of Patrons Inspected	0.02	0.08
Boardings	6	673
Ride	0	13
Fare Warning	1	75



Silver Line Highlights

The Silver Line had 3 less part 1 crimes, which is a 30% decrease from the same period last year.

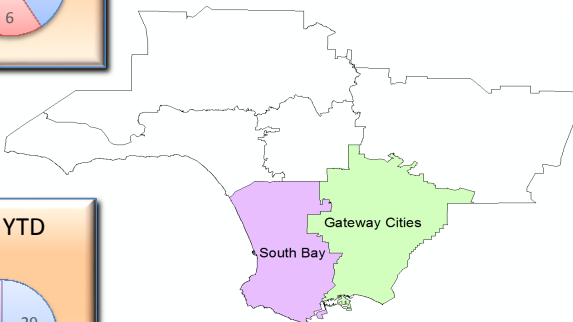
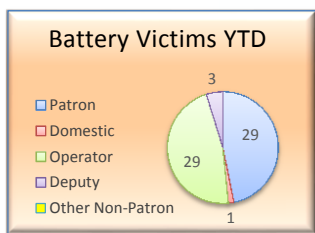
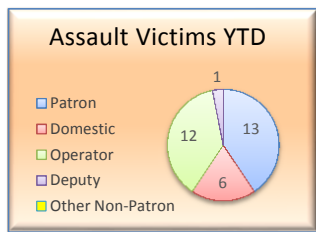
Part 1 crimes per 1,000,000 riders were down from the same period last year.

*4 yr average is based on the average of part 1 crimes from 2011 - 2014.

South Bus Patrol

REPORTED CRIME		
PART 1 CRIMES	Sep	YTD
Homicide	0	0
Rape	0	0
Robbery	2	22
Agg Assault	1	20
Agg Assault on Op	2	12
Burglary	0	1
Grand Theft	0	24
Petty Theft	5	25
Motor Vehicle Theft	2	4
Burg/Theft From Vehicle	0	4
Arson	0	0
SUB-TOTAL	12	112
Selected Part 2 Crimes		
Battery	3	33
Battery Bus Operator	1	29
Sex Offenses	0	8
Weapons	3	15
Narcotics	3	38
Trespassing	0	3
Vandalism	6	36
SUB-TOTAL	16	162
TOTAL	28	274

Part 1 Crimes per Sector		
Sector	Sep	YTD
Gateway Cities	3	23
South Bay	9	89
Total	12	112



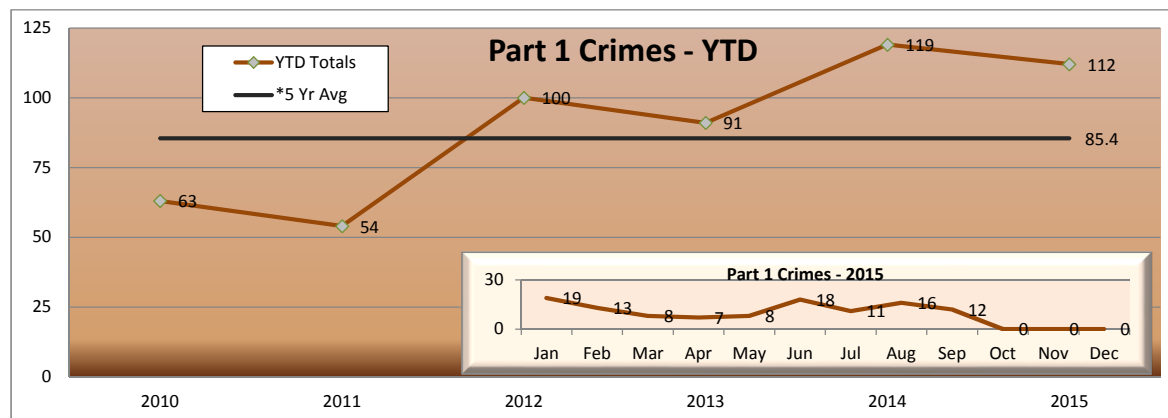
ARRESTS		
Type	Sep	YTD
Felony	7	123
Misdemeanor	68	621
TOTAL	75	744

CITATIONS		
Type	Sep	YTD
Fare Evasion Citations	16	110
Other Citations	4	22
Vehicle Code Citations	9	622
TOTAL	29	754

CALLS FOR SERVICE				
TYPE	Sep		YTD	
	Total	Avg	Total	Avg
Emergency	12	5.3	78	8.0
Priority	117	14.5	916	14.9
Routine	92	26.8	859	26.1
Total	221	19.1	1,853	19.8

FARE ENFORCEMENT*

*South Bus Fare Enforcement data is combined with North Bus.



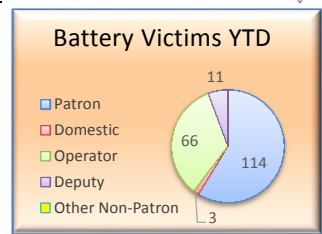
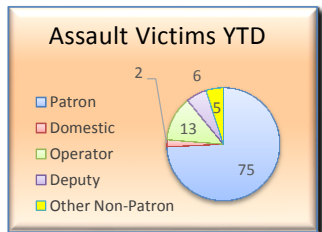
*5 yr average is based on the average of part 1 crimes from 2010 - 2014.

South Bus Highlights

The South bus Lines had 7 less part 1 crimes, which is a 6% decrease from the same period last year.

North Bus Patrol

REPORTED CRIME		
PART 1 CRIMES	Sep	YTD
Homicide	0	0
Rape	0	1
Robbery	7	65
Agg Assault	10	88
Agg Assault on Op	2	13
Burglary	0	2
Grand Theft	3	58
Petty Theft	7	72
Motor Vehicle Theft	0	3
Burg/Theft From Vehicle	2	4
Arson	0	0
SUB-TOTAL	31	306
Selected Part 2 Crimes	Sep	YTD
Battery	11	128
Battery Bus Operator	7	66
Sex Offenses	3	28
Weapons	0	10
Narcotics	5	47
Trespassing	0	19
Vandalism	8	89
SUB-TOTAL	34	387
TOTAL	65	693



Part 1 Crimes per Sector		
Sector	Sep	YTD
San Gabriel	1	21
Westside	1	35
San Fernando	3	29
Central	26	221
Total	31	306

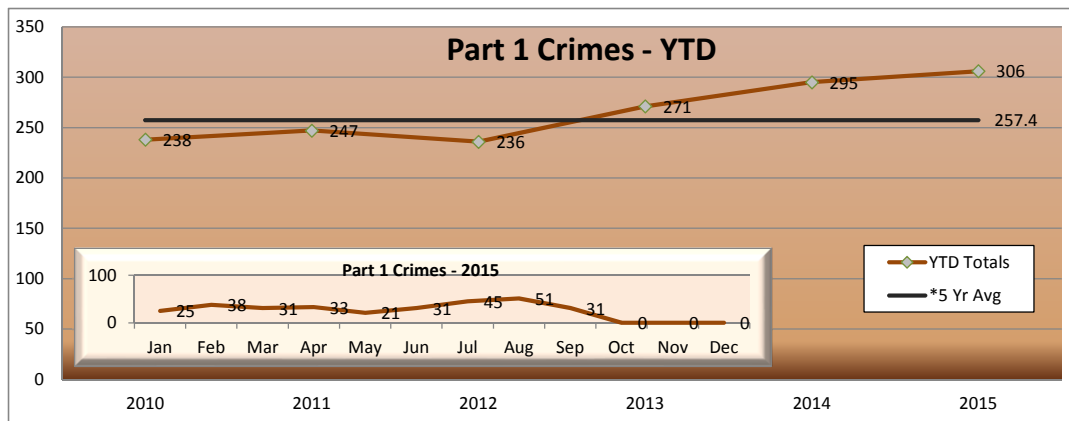


ARRESTS		
Type	Sep	YTD
Felony	15	204
Misdemeanor	102	755
TOTAL	117	959

CITATIONS		
Type	Sep	YTD
Fare Evasion Citations	50	500
Other Citations	20	311
Vehicle Code Citations	1,226	8,455
TOTAL	1,296	9,266

CALLS FOR SERVICE				
TYPE	Sep		YTD	
	Total	Avg	Total	Avg
Emergency	35	6.0	265	7.4
Priority	374	18.5	3,343	16.2
Routine	365	28.8	3,128	26.8
Total	774	22.8	6,736	20.8

FARE ENFORCEMENT		
	Sep	YTD
Ridership*	25,566,790	239,460,799
Contacts	4,753	56,482
% of Patrons Inspected	0.02	0.02
Boardings	3,279	39,220
Rides	1,823	14,812
Fare Warning	418	3,646

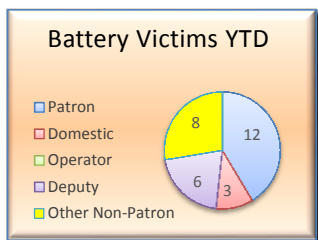
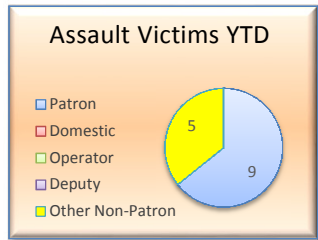


North Bus Highlights
The North Bus Lines had 11 more part 1 crimes, which is a 4% increase from the same period last year.

*5 yr average is based on the average of part 1 crimes from 2010 - 2014.

Union Station

REPORTED CRIME		
PART 1 CRIMES	Sep	YTD
Homicide	0	0
Rape	0	0
Robbery	1	2
Agg Assault	1	14
Agg Assault on Op	0	0
Burglary	0	2
Grand Theft	0	4
Petty Theft	2	21
Motor Vehicle Theft	0	3
Burg/Theft From Vehicle	1	5
Arson	0	0
SUB-TOTAL	5	51
Selected Part 2 Crimes		
Battery	1	29
Battery Bus Operator	0	0
Sex Offenses	1	4
Weapons	0	6
Narcotics	1	26
Trespassing	1	8
Vandalism	1	3
SUB-TOTAL	5	76
TOTAL	10	127



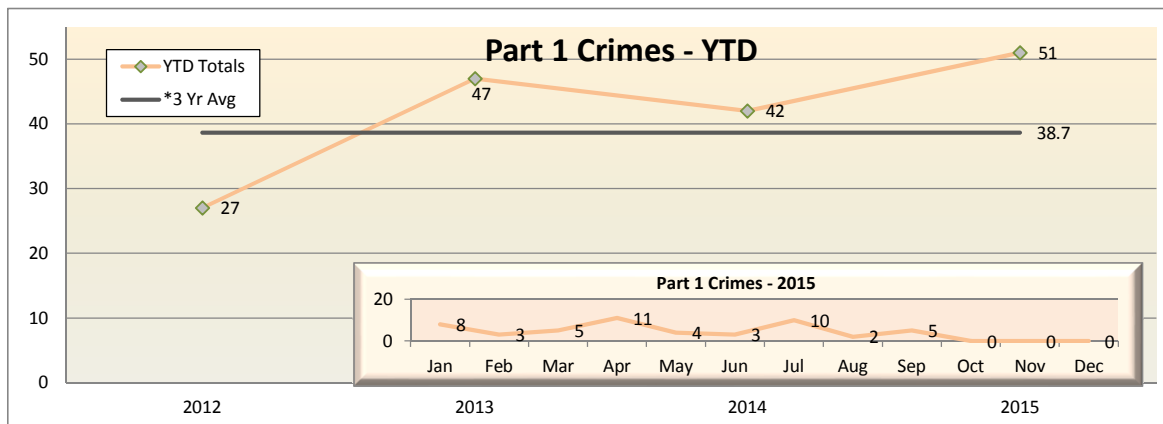
Part 1 Crimes at Union Station		
Side	Sep	YTD
Westside	5	34
Eastside	0	17
Total	5	51



ARRESTS		
Type	Sep	YTD
Felony	3	68
Misdemeanor	24	176
TOTAL	27	244

CITATIONS		
Type	Sep	YTD
Fare Evasion Citations	5	88
Other Citations	28	151
Vehicle Code Citations	8	138
TOTAL	41	377

CALLS FOR SERVICE				
TYPE	Sep		YTD	
	Total	Avg	Total	Avg
Emergency	2	1.5	19	8.2
Priority	35	4.2	317	6.6
Routine	38	9.3	367	15.1
Total	75	6.7	703	11.1



Union Station Highlights

Union Station had 9 more part 1 crimes, which is a 21% increase from the same period last year.

*3 yr average is based on the average of part 1 crimes from 2012 - 2014.



LOS ANGELES COUNTY SHERIFF'S DEPARTMENT
 TRANSIT POLICING DIVISION
 RONENE M. ANDA, CHIEF

ALLOCATION OF LAW ENFORCEMENT SERVICES RESERVE COMPANY SERVICES September 2015

	JAN	FEB	MAR	APR	MAY	JUN	JUL	AUG	SEP	OCT	NOV	DEC	YTD
TSB San Fernando Valley	121	82	149	114	58	142	37	91	88				882
Westside/Central Motors	156	193	362	318	316	251	306	287	200				2389
SGV Volunteer Company	437	385	397	286	294	271	300	283	220				2873
Blue/Green Line Sector	32	22	22	93	64	84	87	44	20				468
TOTAL	746	682	930	811	732	748	730	705	528	0	0	0	6612

*Each month, Reserve totals will display totals from the previous month because totals are not submitted until the end of each month.

The LASD reserve units are attached to regular LASD units of assignments. The reserves are there to perform the same function as any deputy. In that way, the reserves augment the force at no increase in cost. Contract agencies benefit significantly by the presence of reserves since they are directly paying for the LASD contract and do not have to pay for the additional reserve force.

*N/C = Not Complete

www.lasdreserve.org

Bus Operator Assault Matrix

ATTACHMENT B

Line	Type	Date	Day	Time	Narrative	Arrest Made	Charges Requested	Charges Filed	Sentence (Probation/Time/Jail or Prison)
L111	NAA	1/1/2015	Thu	15:00	Assault sus arrested for grabbing vic's crotch and spitting on him	Yes	243.3PC		Case Reject - No filing by the city
L704	NAA	1/5/2015	Mon	8:00	Sus MH/40-50/508/175 spit on bus op over fare				
L71	NAA	1/7/2015	Wed	13:50	Sus FB/40/507/130/Blk/Bro threw water on bus op for previous problems				
L710	NAA	1/7/2015	Wed	19:55	Sus MB/25-35/506/140 spit on bus op over smoking policy				
L165	Sex Crime	1/7/2015	Wed	6:00	Sus MB/30/600/160 took off shirt and pants on bus				
L240	NAA	1/10/2015	Sat	1:30	Sus MH/25-35/509/190/Blk/Brn spit on bus op over fare				
L117	AA	1/11/2015	Sun	12:20	Assault suspects arrested for punching bus op over fare	Yes	243.3PC	243.3PC	Referred to C.A. for misdemeanor - Case rejected
L770	NAA	1/12/2015	Mon	16:45	Sus Castillo, Christopher punched vic in chest over bus fare	Yes	647(F)PC; 853.7PC	647(F)PC; 853.7PC	Alhambra (Call)
L108	AA	1/14/2015	Wed	11:30	Assault suspect arrested for stabbing bus op w/ screwdriver for cutting him off	Yes	422(A)PC & 14601.1(A)PC	422(A)PC & 14601.1(A)PC	Case still in court
L780	NAA	1/15/2015	Thu	19:20	Sus MB/20s/601/150/red punched bus op in face over demanding to stop				
L18	NAA	1/20/2015	Tue	14:30	Sus MB/509/200/30s punched bus op in face on bus				
L780	NAA	1/23/2015	Fri	15:45	Battery suspect arrested for hitting bus op over fare	Yes	243.3PC	243.3PC	Convicted - 24 months probation
L48	AA	2/2/2015	Mon	10:32	Battery sus arrested for hitting bus op with cane	Yes	243.3PC	243.3PC	No filing - Reject, interest of justice
L117	NAA	2/2/2015	Mon	17:57	Sus MB/16/507-508/170-180 threw ice cubes at bus op over fare				
L60	NAA	2/4/2015	Wed	11:04	Battery sus arrested for rubbing bus op leg	Yes	243.3PC	243.3PC	Case Rejected by the DA - Insufficient Evidence
L53	NAA	2/7/2015	Sat	14:15	Sus MH/18-25/506/150 spit on bus op for quoting fare				
L754	NAA	2/7/2015	Sat	17:45	Sus FB/49-50/507/160/Blk/Bro punched and kicked the bus op regarding policy				
L754	NAA	2/7/2015	Sat	17:21	Sus MH/40/511/190/Blk/Bro swung his fits three times at bus op and spit on him regarding quoted fare				
L757	NAA	2/10/2015	Tue	20:47	Sus bf Taylor, Donta punched bus op in face three times over domestic argument				
L611	NAA	2/12/2015	Thu	14:15	Sus FB/40s/Blk/Bro threw hot soup at the bus op				
L760	NAA	2/13/2015	Fri	10:52	Mutual combat of bus op/passenger				
L204	NAA	2/13/2015	Fri	0:42	Attempt Carjacking Sus arrested	Yes	10851(a)CVC & 243.3PC	10851(a)CVC & 243.3PC	Convicted - 30 Days Jail & 1 year Summary Probation
L460	AA	2/25/2015	Wed	10:15	Assault sus arrested for assaulting bus op	Yes	245(A)(1)PC; 211PC	245(A)(1)PC; 211PC	Case still in court
L33	NAA	2/27/2015	Fri	3:30	Assault sus arrested for hitting bus op	Yes	242PC	242PC	No filing
L83	NAA	3/1/2015	Sun	17:45	Sus MB/34-36/507-509/160-180 punched bus op in face over wanting a different bus line information	No	243.3PC		Suspect deceased
L2	NAA	3/4/2015	Wed	16:10	Sus MB/40-50/506-509/150-170 punched the bus op in the face over stating the fare and punched a bus patron				
L45	NAA	3/10/2015	Tue	16:45	Sus MB/18/511/150 spit on bus op when he asked to see Tap Card	Yes	243.3PC	243.3PC	Summary Probation
L910	NAA	3/14/2015	Sat	13:45	Sus FB/30-35*507-508/150-160/Blk/Bro w/ Tiger paw tattoos on thighs spit on bus op				
L4	NAA	3/16/2015	Mon	21:54	Battery sus arrested for spitting on bus op	Yes	242/243.3PC; 640(D)(1)PC	242/243.3PC; 640(D)(1)PC	Convicted - 1 year Summary Probation & 8 days jail
L761	NAA	3/17/2015	Tue	8:30	Sus MW/50-55/508/160 spit on bus op				
L2	NAA	3/18/2015	Wed	9:30	Sus FW/25/Bro/Grn threw cold coffee at bus op over bus detour				
L-Silver	NAA	3/19/2015	Thu	21:05	Sus MW/600/180 threw food at bus op for missing stop				
L150	NAA	3/20/2015	Fri	17:30	Sus MW/600/200/Blk/Brn punched bus op in face over fare				
L210	NAA	3/21/2015	Sat	20:05	Battery sus arrested for throwing cold liquid at bus op	Yes	243.3PC	243.3PC	Warrant issued for arrest - \$26,000
L18	AA	3/23/2015	Mon	17:45	Sus MH/600/200 threatened bus op with knife demanded stop				
L260	NAA	3/25/2015	Wed	13:15	Battery sus arrested for shoving bus op	Yes	242/243.3PC	242/243.3PC	Reject - Insufficient evidence
L20	NAA	3/27/2015	Fri	7:00	Sus MB/509/160/30yrs punched bus op after he woke him up				
L204	Robbery	3/27/2015	Fri	12:00	Sus MB/25-30/510-600/175-200/Blk/Brn stole change from fare box, pinned bus op arm when she tried to stop him and exited bus				
L10	NAA	3/27/2015	Fri	16:00	Sus MB/50-55/508/160/Blk/Brn pushed the bus op for telling him it was illegal to drink alcohol on bus				
L720	NAA	3/31/2015	Tue	15:20	Sus MB/28-35/509/190 threw cold liquid at bus op when asked about fare				
L70	AA	4/1/2015	Wed	23:33	Sus MH/18 hit bus op in face for quoting fare	Yes	245(A)(1)PC	245(A)(1)PC	Convicted - 3 years state prison
L757	NAA	4/1/2015	Wed	14:50	Sus FA/50-60/500-502/100-120/Bro/Bro hit bus op on forearm with palm over bus route				
L120	NAA	4/3/2015	Fri	13:15	Sus FB/20/507/125/Blk/Blk threw cold liquid on bus op after he demanded stop				
L603	AA	4/5/2015	Sun	14:46	Assault suspect arrested for shooting at a bus, bus op hit with glass	Yes	246.3PC	246.3PC	Case still in court
L207	NAA	4/5/2015	Sun	19:25	Sus MB/511/200/50-55yrs spat on bus op b/c air conditioner was on	Yes	243.3PC		No Filing
L108	Robbery	4/8/2015	Wed	14:45	Attempt Robbery sus arrested	Yes	211PC	211PC	Case adjudicate - Juvenile camp - 3 months
L720	Robbery	4/9/2015	Thu	16:50	Robbery sus arrested	Yes	211PC	211PC	Convicted - 180 days jail & 3 year summary probation - Vic uncoop
L20	NAA	4/12/2015	Fri	11:50	Sus FB/50-55/503-505/120-130/Blk/Bro struck bus op in face for almost running her over walking in front of bus				
L206	NAA	4/15/2015	Wed	17:55	Vic (bus op) non-desirous of prosecution	No	243.3PC		Victim non-desirous
L233	NAA	4/16/2015	Thu	12:46	Battery sus arrested for spitting on bus op	Yes	415.3PC & 243.3PC	415.3PC & 243.3PC	Warrant

*Highlighted in yellow: have court dates pending or have been referred to the LA County Attorney's Office with no disposition yet.

Bus Operator Assault Matrix

ATTACHMENT B

Line	Type	Date	Day	Time	Narrative	Arrest Made	Charges Requested	Charges Filed	Sentence (Probation/Time/Jail or Prison)
L704	NAA	4/17/2015	Fri	7:00	Sus MH/45/507/170 spit on the bus op for quoting fare after TAP cards had no funds				
L233	NAA	4/17/2015	Fri	8:00	Sus FB/40-41/509/110/Blk/Brn threw food at bus op for almost hitting her				
L207	NAA	4/18/2015	Sat	14:30	Sus FB/25-30/507/medium/Blk/Blk threw liquid and liquor bottle at bus op for unknown reason				
L33	NAA	4/22/2015	Wed	14:15	MW/507-509/130/30-40hrs spat on bus op over fare				
L754	NAA	4/23/2015	Thu	12:52	Sus MH spat on bus op over fare				
L233	NAA	4/24/2015	Fri	21:05	Sus MH/508/170/30 threw dirt on bus op for calling depts on him				
L2	Sex Crime	4/30/2015	Thu	11:40	Sus MB/509/250/Blk/Bro masturbated by bus op				
L152	NAA	4/26/2015	Sun	11:42	Sus MH/30-35/508/150/Blk/Bro spit in bus op face over fare				
L788	NAA	4/27/2015	Mon	9:13	Battery sus arrested arrested for hitting bus op in head for no reason	Yes	243.3PC	243.3PC	Convicted - 36 Months Probation
L150	NAA	4/28/2015	Tue	14:50	Sus MH/18-21/506/170 spit on bus op for quoting fare				
L16	NAA	4/29/2015	Wed	18:33	Assault sus arrested for hitting bus op when bus op closed doors on him	Yes	243.3PC & 242PC	243.3PC & 242PC	
L204	NAA	4/29/2015	Wed	0:05	Sus MB/55-60/504-508/160 threw cold liquid at bus op when she told him to leave for being disorderly	Yes	243.3PC	243.3PC	
L200	NAA	5/3/2015	Sun	11:25	Sus MB/600/205/Blk/Bro slapped phone from bus op's hands, hitting his hand				
L204	Sex Crime	5/4/2015	Mon	5:30	MB suspect arrested for indecent exposure on bus	Yes	290.018(b)PC, 314.1PC & 647(a)PC	290.018(b)PC, 314.1PC & 647(a)PC	Not our case - but appears probation
L710	NAA	5/5/2015	Tue	15:43	FB suspect arrested for hitting bus op after demanding a stop	Yes	243.3PC	243.3PC	Not Filed - Unable To Locate
L81	NAA	5/10/2015	Sun	9:05	Sus FB/43-45/504-505/160/Blk/Brn punched the bus op in the face after the bus op moved out of the way of her cart	Yes	243.3PC	243.3PC	
L744	NAA	5/11/2015	Mon	20:08	Battery sus arrested for spitting on bus op over policy	Yes	243.3PC	243.3PC	Nothing found - No File
L40	AA	5/11/2015	Mon	10:39	Assault sus arrested for pulling a knife on the bus op	Yes	245(a)(1)PC & 422PC	245(a)(1)PC & 422PC	Case still in court - Pending
L218	NAA	5/17/2015	Sun	15:38	Battery sus arrested for hitting bus op on arm for shoes policy	Yes	594(b)(1)PC & 243.3PC	594(b)(1)PC & 243.3PC	Convicted - 30 days jail & 1 year summary probation
L207	NAA	5/18/2015	Mon	5:30	Sus MB/20s/500-510/140-170 threw can at bus op				
L115	NAA	5/21/2015	Thu	18:00	Sus MB/25/507 spit on bus op over asking for fare				
L16	NAA	5/28/2015	Thu	8:05	Sus MH/506/30 threw coffee on bus op over eating food on bus				
L-Unk	NAA	5/30/2015	Sat	15:40	MB suspect arrested for hitting bus op	Yes	243.3PC	243.3PC	Case # 5CA114050 - Convicted: 180 days in county jail
L18	NAA	6/1/2015	Mon	4:50	Sus FB/505/130/30yrs hit bus op in face for not knowing the 70 Line				
L62	NAA	6/2/2015	Tue	11:15	Sus1 MH/40-5/600/160/Brn/Brn & Sus2 FH/40-45/502/130/Brn/Brn spit on bus driver over fare				
L111	NAA	6/5/2015	Fri	20:40	Sus MB/35-40 kissed his hand and rubbed it on bus op's face				
L55	NAA	6/12/2015	Fri	11:00	Battery sus arrested for spitting on bus op (no barrier)	Yes	243.3PC	243.3PC	Case Rejected by LA City Atty's Office
L550	NAA	6/17/2015	Wed	11:35	Sus FH spit on bus op after she stood in front of bus. 72hr hold on sus	Yes	243.3PC, 243(b)PC & 594(b)(2)(a)PC	243.3PC, 243(b)PC & 594(b)(2)(a)PC	Probation Violated - \$80,000 warrant filed
L150	AA	6/17/2015	Wed	11:45	Sus MW/25 punched bus op in face for unknown reason	Yes	245(a)(1)PC	245(a)(1)PC	Case still in court - Jury Trial
L237	AA	6/17/2015	Wed	14:39	MB suspect arrested for threatening bus op w/knife	Yes	245.2PC & 422(a)PC	245.2PC & 422(a)PC	Case still in court
L53	NAA	6/22/2015	Mon	22:29	Sus MB/17-22/509-600/170/Brn/Brn punched the bus op in the face after being disorderly				
L31	NAA	6/22/2015	Mon	20:30	Sus MW/40/507/180 spit on bus op after he told him to exit for being disorderly				
L207	NAA	6/23/2015	Tue	0:15	Sus arrested for spitting on bus op over unpaid fare	Yes	243.3PC	243.3PC	Convicted - 1 year summary probation
L127	NAA	6/24/2015	Wed	7:40	Sus MW/600/175 punched bus op in face for unpaid fare				
L81	NAA	6/26/2015	Fri	23:00	Sus MB/40-45/6000/170 punched bus op and pushed him after being disorderly				
L460	NAA	6/27/2015	Sat	22:10	Battery sus arrested punched the bus op in the head for quoting fare	Yes	243.3PC	243.3PC	No Dispo yet
L92	AA	6/29/2015	Mon	6:32	Sus MH/502-506/160/20-25yrs punch bus op over no fare				

*Highlighted in yellow: have court dates pending or have been referred to the LA County Attorney's Office with no disposition yet.

Bus Operator Assault Matrix

ATTACHMENT B

Line	Type	Date	Day	Time	Narrative	Arrest Made	Charges Requested	Charges Filed	Sentence (Probation/Time/Jail or Prison)
L40	NAA	7/6/2015	Mon	18:55	Sus MB/35-45/600/160-180 peppered spray bus op for being late				
L125	NAA	7/9/2015	Thu	12:18	Sus MB/52-55 spit on bus op for not allowing him to enter with open alcohol container				
L206	NAA	7/9/2015	Thu	15:00	Battery sus arrested for hitting bus op in the shoulder over fare	Yes	243.3PC	243.3PC	Too early - no filing as of yet
L66	NAA	7/17/2015	Fri	13:40	Battery sus arrested for grabbing bus ops arm and trying to punch her in the face for no reason	Yes	243.3PC	243.3PC	Case still in court
L150	NAA	7/24/2015	Fri	10:00	Battery sus arrested for punching bus op	Yes	594(b)(2)(a)PC & 243.3PC	594(b)(2)(a)PC & 243.3PC	Convicted - 120 days in jail, 36 months probation
L720	NAA	7/24/2015	Fri	5:15	Battery sus arrested for spitting on bus op when vic asked about the fare	Yes	243.3PC	243.3PC	Convicted - 12 months probation
L40	AA	7/26/2015	Sun	13:05	Sus MB/40s/506-508 sus grabbed a screwdriver and threatened bus op				
L233	NAA	7/27/2015	Mon	11:58	Sus MH/25/506/230 threw paint tube at bus op for vandalizing				
L45	NAA	8/3/2015	Mon	8:35	Sus MB/507-508/185/Blk/Bro pepper sprayed bus op for exiting at end of line				
L720	AA	8/4/2015	Tue	0:30	Assault sus arrested for trying to burn bus op with lighter	Yes	245(a)(1)PC & 422PC	245(a)(1)PC & 422PC	Case still in court - Jury Trial
L162	NAA	8/6/2015	Thu	14:37	Sus MB/509/180/Blk/Bro pushed bus op to the back of the bus when it was crowded				
L265	NAA	8/6/2015	Thu	7:00	Sus MH/25-30/506/150/Blk/Brn spit on bus op for not giving a courtesy ride, no barrier				
L108	NAA	8/8/2015	Sat	16:45	Sus MB/16-19/504/140/Blk/Bro spit on bus op after TAP card declined and she called BOC				
L754	NAA	8/11/2015	Tue	12:40	Sus FB/501/100-105/Lt Brn/Brn threw grap juice on bus op when vic did not stop bus in the middle of the street, no barrier/monitor				
L744	NAA	8/12/2015	Wed	21:37	Sus MH/507/150/Blk/Brn punched bus op after he told vic it was a rapid bus				
L125	NAA	8/13/2015	Thu	0:29	Sus MB/18-20/511-600/165-185/Blk/Bro spit in bus op face after he told sus to turn down music, barrier installed - not being used properly				
L105	NAA	8/15/2015	Sat	18:45	Battery sus arrested for grabbed bus op shoulder and threatened him for telling sus to exit for harassing patrons	Yes	422(a)PC & 243.3PC		
L68	AA	8/17/2015	Mon	15:20	Battery sus arrested for punching and slapping bus op in the face and neck, no barrier	Yes	243.3PC		
L212	NAA	8/17/2015	Mon	18:00	Mutual combat b/w bus op and patron over previous altercation	Yes	242PC		
L33	AA	8/18/2015	Tue	7:45	Sus arrested for hitting bus op in the face after mumbling incoherently	Yes	243.3PC, 245(a)(4)PC & 422PC		
L202	NAA	8/18/2015	Tue	22:15	Sus MH/20-25/507/180 spit and punched bus op for quoting the fare				
L4	NAA	8/20/2015	Thu	13:40	Battery sus arrested for pushing bus op, appeared to be drunk	Yes	243.3PC		

*Highlighted in yellow: have court dates pending or have been referred to the LA County Attorney's Office with no disposition yet.

Bus Operator Assault Matrix

ATTACHMENT B

Line	Type	Date	Day	Time	Narrative	Arrest Made	Charges Requested	Charges Filed	Sentence (Probation/Time/Jail or Prison)
L733	NAA	8/24/2015	Mon	17:27	FW suspect arrested for spitting on bus op, last stop	Yes	243.3PC		
L152	NAA	8/26/2015	Wed	15:35	Sus MW/510/25-29 punched bus op in face over no fare				
L60	NAA	8/28/2015	Fri	17:50	FH suspect arrested for grabbing bus op's neck	Yes	243.3PC & 422(a)PC		
L245	AA	9/3/2015	Thu	5:30	Sus MW/30-40/502-604/Bln punched the bus op in the face several times for messing around with sus gf, no barrier				
L-Unk	NAA	9/4/2015	Fri	7:20	Sus arrested for spitting on bus op as he was taking a break outside his bus	Yes			
L76	NAA	9/7/2015	Mon	16:35	Sus FA/55/501/150/Blk/Bro threw soda bus op when she told sus to put a lid on it				
L105	NAA	9/7/2015	Mon	19:00	Sus FB/35-40/505-509/150-165 hit bus op multiple times when he accidentally closed door on sus nephew, bus barrier installed, only lower portion closed				
L204	NAA	9/11/2015	Fri	3:50	Sus MH punched the bus op in the face once and spit on the vic after sus stepped in front of bus				
L111	AA	9/12/2015	Sat	14:19	Sus FB/23/504/180 threw bleach in bus op 's face after he told her to put out her cigarette, no barrier installed				
L180	NAA	9/14/2015	Mon	14:25	Sus MB/20/506-508/200 spit on bus op after missing his stop				
L45	NAA	9/20/2015	Sun	14:45	Sus MB/19/509/178/Blk/Bro slapped the bus op in the face w/ his phone for telling sus to pay the fare, no barrier (happened outside bus)				
L2	Sex Crime	9/21/2015	Mon	7:15	Indecent exp sus arrested	Yes			
L45	NAA	9/22/2015	Tue	14:20	Sus MB/18-20/506-510 spit on bus op for mentioning the fare, no barrier				
L30	NAA	9/24/2015	Thu	9:22	Sus FH/55/505/150 yelled at the bus op and punched him once in the shoulder, no barrier				

Legend:
 NAA: Non-Aggravated Assault
 AA: Aggravated Assault

*Highlighted in yellow: have court dates pending or have been referred to the LA County Attorney's Office with no disposition yet.