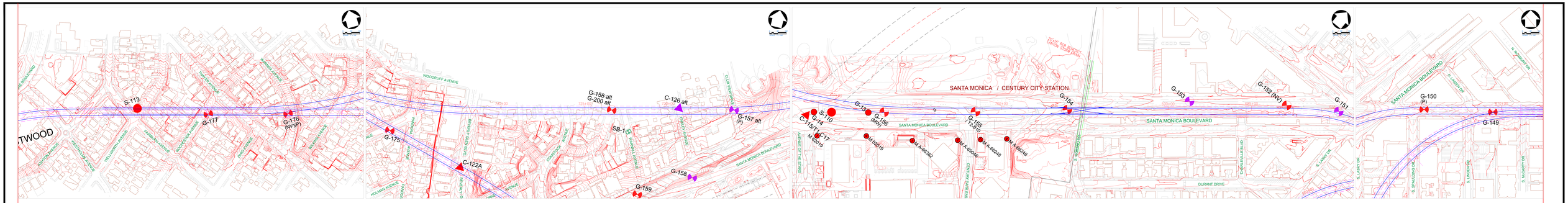

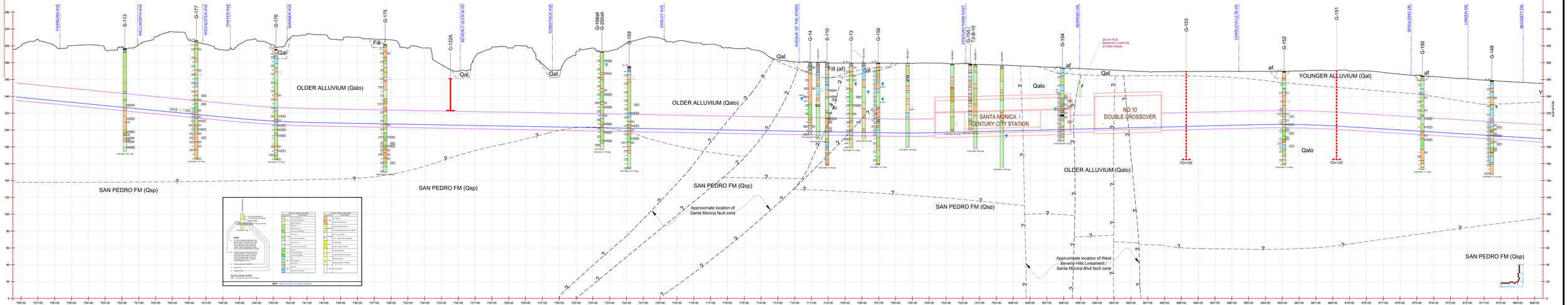

PROFILE: H=100', V=20' VERTICAL EXAGGERATION = 5:1

REV	DATE	BY	APP	REG NO	EXPIRES	SEAL HOLDER	DESCRIPTION

DESIGNED BY
DRAWN BY L. MORLEY
CHECKED BY JAG / HP
IN CHARGE MBH / PM
DATE 12/02/2011

Metro
LOS ANGELES COUNTY
METROPOLITAN TRANSPORTATION AUTHORITY

PB
PROJECT MANAGER

WESTSIDE SUBWAY EXTENSION
PRELIMINARY ENGINEERING
SOIL PROFILE

STATION 668+00 to 758+00
SANTA MONICA BOULEVARD OPTION

CONTRACT NO
DRAWING NO PLATE 2-7
REV
SCALE AS NOTED
SHEET NO

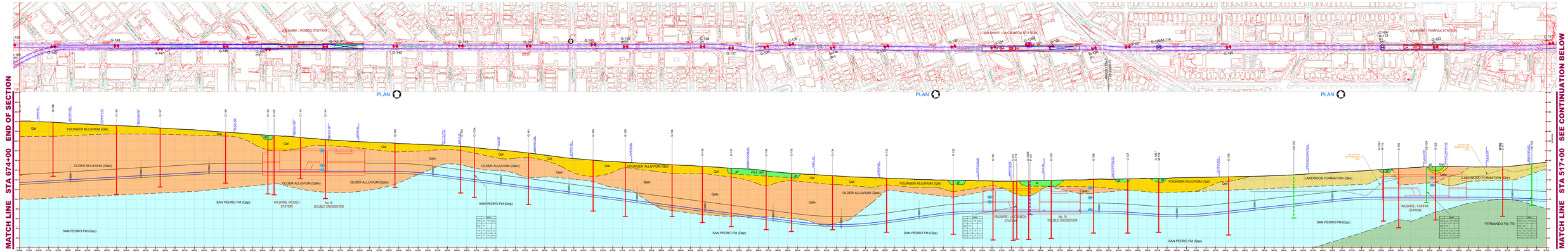

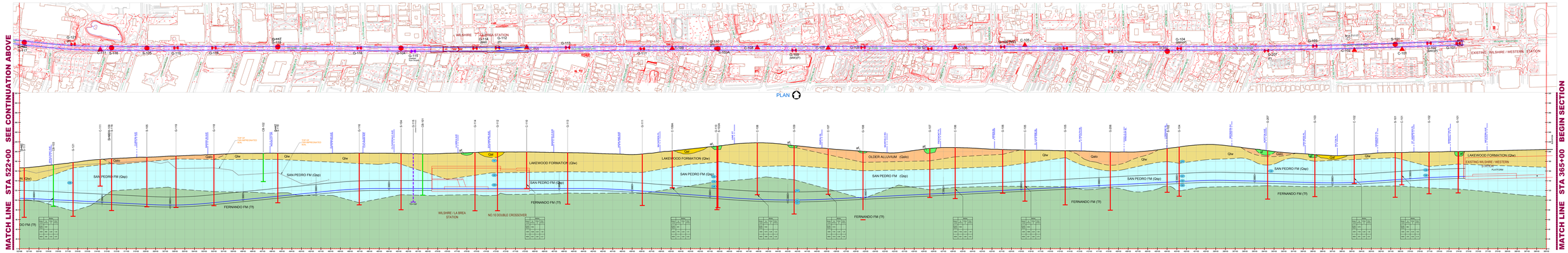

PROFILE: H=200', V=40' VERTICAL EXAGGERATION = 5:1

REV	DATE	BY	APP	REG NO	EXPIRES	SEAL HOLDER	DESCRIPTION

DESIGNED BY ELLIOTT / MUNRO
DRAWN BY L. MORLEY
CHECKED BY JAG / HP
IN CHARGE MBH / PM
DATE 12/02/2011

KEY SYMBOLS
Test Results:
- 0.Hex Lateral Earth Pressure Coefficient, (Ko) using Pressuremeter Test
- Vs Shear wave velocity based on CPT measurements
- PGA Peak Ground Acceleration
- PGV Peak Ground Velocity
- DBE Operational Design Earthquake
- MDE Maximum Design Earthquake

Metro
LOS ANGELES COUNTY
METROPOLITAN TRANSPORTATION AUTHORITY

PB
PROJECT MANAGER

WESTSIDE SUBWAY EXTENSION
PRELIMINARY ENGINEERING
AT-REST EARTH PRESSURE COEFFICIENTS AND SEISMIC DESIGN PARAMETERS FOR TUNNEL DESIGN
STATION 365+00 to 674+00

CONTRACT NO
DRAWING NO PLATE 3-1
REV
SCALE AS NOTED
SHEET NO

UserName: LMorley Dec 02, 2011 @ 1:56pm Filename=> G:\465_Design\2011\1421_Westsideexpansion\424455-111421_AtrPrHt(111).dwg [Plate3-1]