

APPENDIX A-1

PLAN AND PROFILE DRAWINGS

SEGMENT 5

LIST OF DRAWINGS

SEGMENT 1

ALTERNATIVE A

- C-110A
- C-111A
- C-112A
- C-113A
- C-114A
- C-115A
- C-116A
- C-117A
- C-118A
- C-119A
- C-120A
- C-121A

ALTERNATIVE B

- C-108B
- C-109B
- C-110B
- C-111B
- C-112B
- C-113B
- C-114B
- C-115B
- C-116B
- C-117B
- C-118B

SEGMENT 2

- C-122
- C-123
- C-124
- C-125
- C-126

ALTERNATIVE A

- C-127A
- C-128A
- C-129A
- C-130A

ALTERNATIVE B

- C-127B
- C-128B
- C-129B
- C-130B

SEGMENT 3

ALTERNATIVE A

- C-130A
- C-131A
- C-132A
- C-133A
- C-134A
- C-135A
- C-136A
- C-137A
- C-138A
- C-139A
- C-140A
- C-141A
- C-142A
- C-143A
- C-144A
- C-145A
- C-146A
- C-147A

ALTERNATIVE B

- C-148A
- C-149A
- C-150A
- C-151A
- C-152A
- C-153A
- C-154A
- C-155A
- C-156A
- C-157A
- C-158A
- C-159A
- C-160A
- C-161A
- C-162A
- C-163A
- C-164A
- C-165A

SEGMENT 4

ALTERNATIVE A

- C-165A
- C-166A
- C-167A
- C-168A
- C-169A
- C-170A

ALTERNATIVE B

- C-165B
- C-166B
- C-167B
- C-168B
- C-169B
- C-170B

SEGMENT 5

ALTERNATIVE A

- C-171A
- C-172A
- C-173A
- C-174A
- C-175A
- C-176A
- C-177A
- C-178A
- C-179A
- C-180A

ALTERNATIVE B

- C-171B
- C-172B
- C-173B
- C-174B
- C-175B
- C-176B
- C-177B
- C-178B
- C-179B
- C-180B

SEGMENT 6

ALTERNATIVE A

- C-181A
- C-182A
- C-183A
- C-184A
- C-185A
- C-186A

ALTERNATIVE B

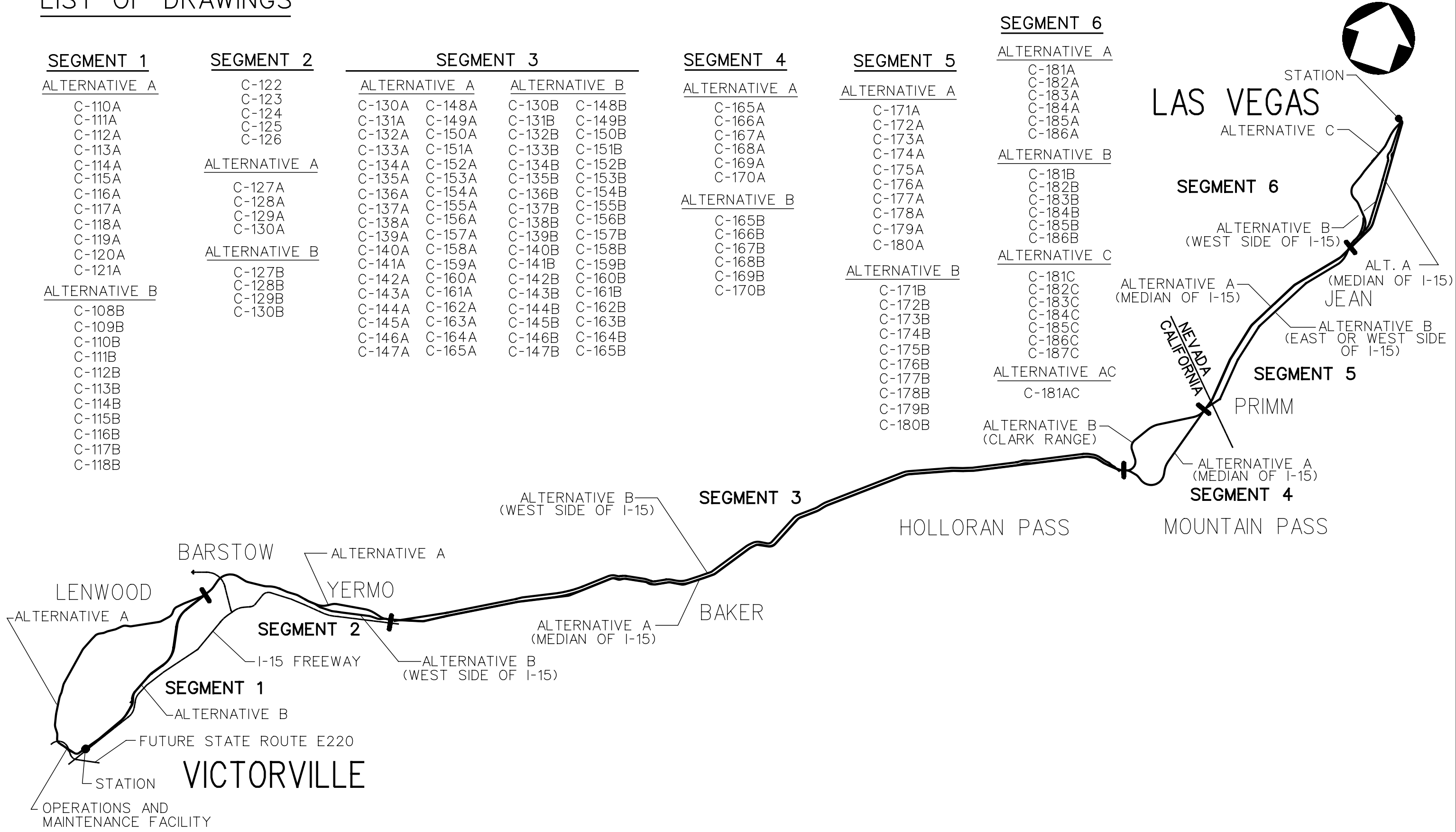
- C-181B
- C-182B
- C-183B
- C-184B
- C-185B
- C-186B

ALTERNATIVE C

- C-181C
- C-182C
- C-183C
- C-184C
- C-185C
- C-186C
- C-187C

ALTERNATIVE AC

- C-181AC

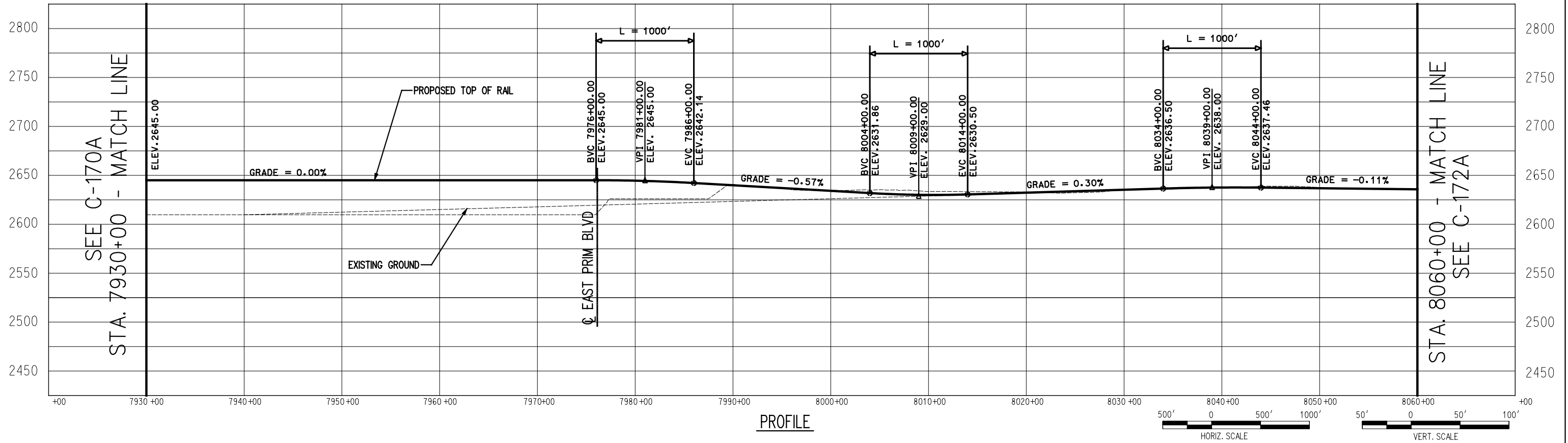


SEE C-170A
STA. 7930+00 - MATCH LINE

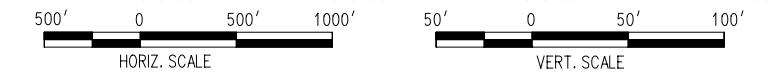


SEE C-172A
STA. 8060+00 - MATCH LINE

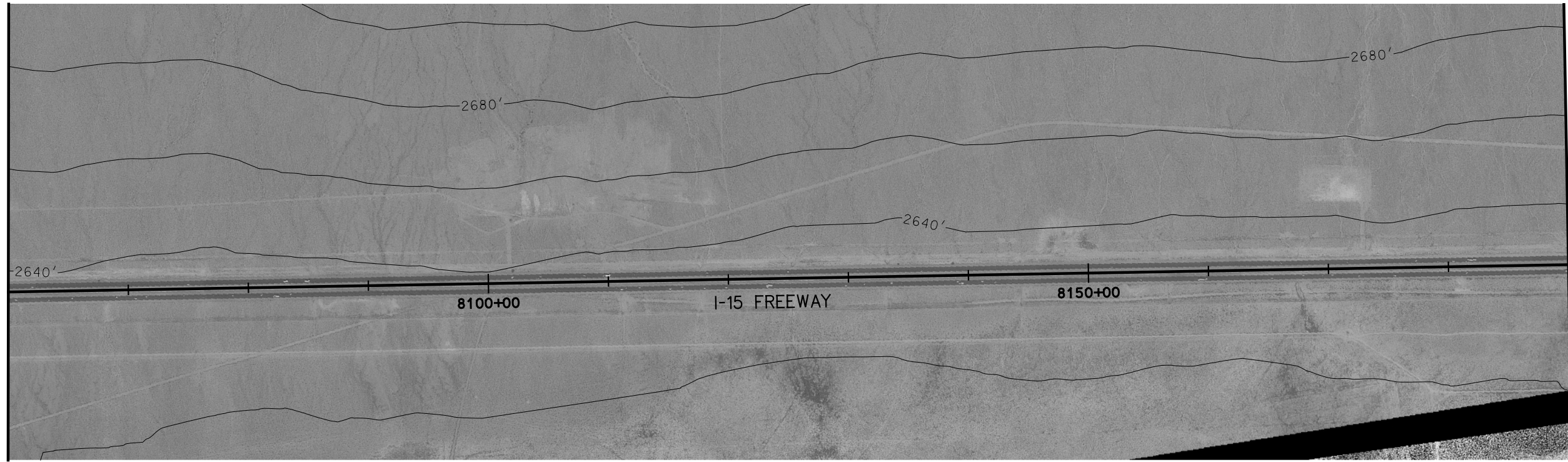
PLAN




PROFILE



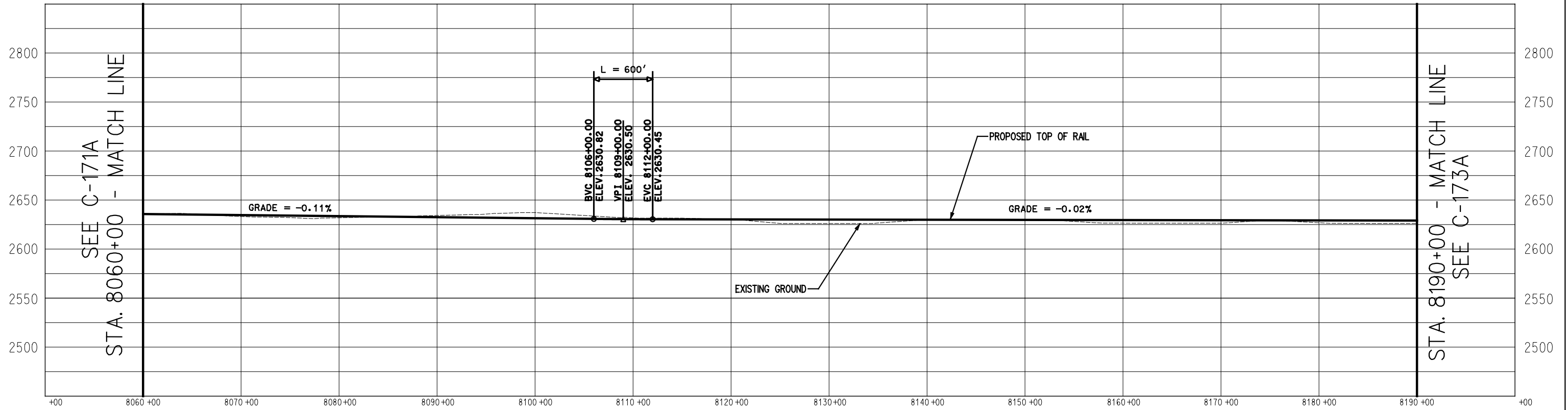
SEE C-171A
STA. 8060+00 - MATCH LINE



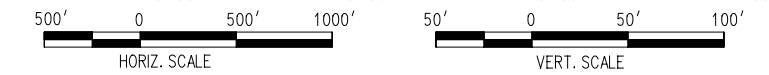
STA. 8190+00 - MATCH LINE
SEE C-173A




PLAN




PROFILE



STA. 8190+00 - MATCH LINE
SEE C-173A

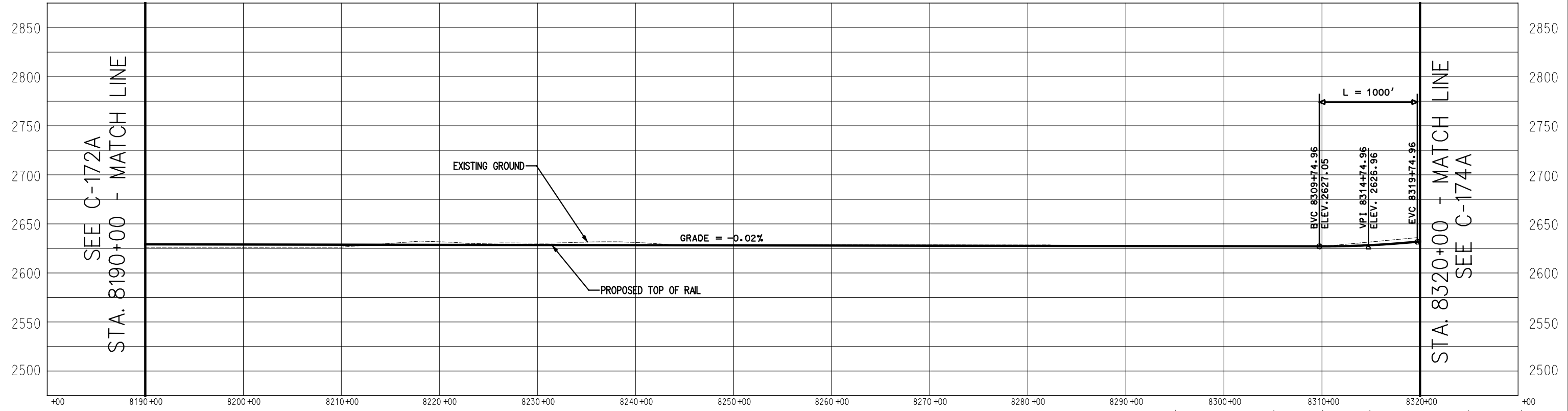


SEE C-172A
STA. 8190+00 - MATCH LINE




STA. 8320+00 - MATCH LINE
SEE C-174A

PLAN



PROFILE



K Kolve Engineering
725 SOUTH FIGUEROA STREET, SUITE 2350
LOS ANGELES, CA 90017


CONFIDENTIAL

DESERTXPRESS


PRELIMINARY CONCEPTUAL ALIGNMENT
PLAN AND PROFILE
VICTORVILLE TO LAS VEGAS
STA 8190+00 TO STA 8320+00
SEGMENT 5, ALTERNATIVE A

205062G0
DRAWING NO. C-173A
DATE 11-17-06

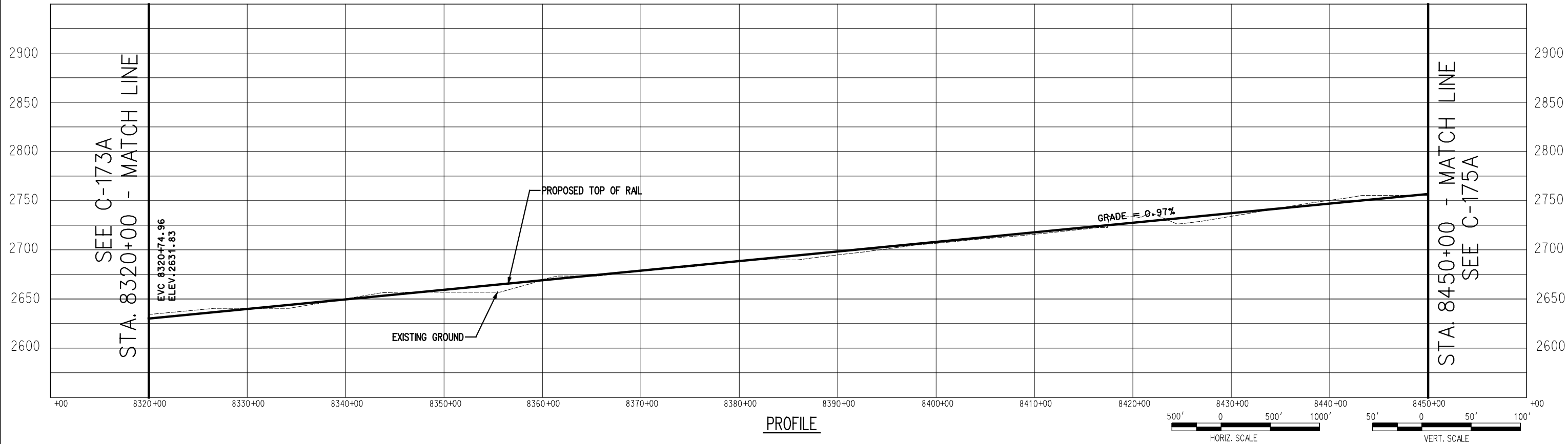
SEE C-173A
STA. 8320+00 - MATCH LINE



STA. 8450+00 - MATCH LINE
SEE C-175A




PLAN




PROFILE

SEE C-173A
STA. 8320+00 - MATCH LINE

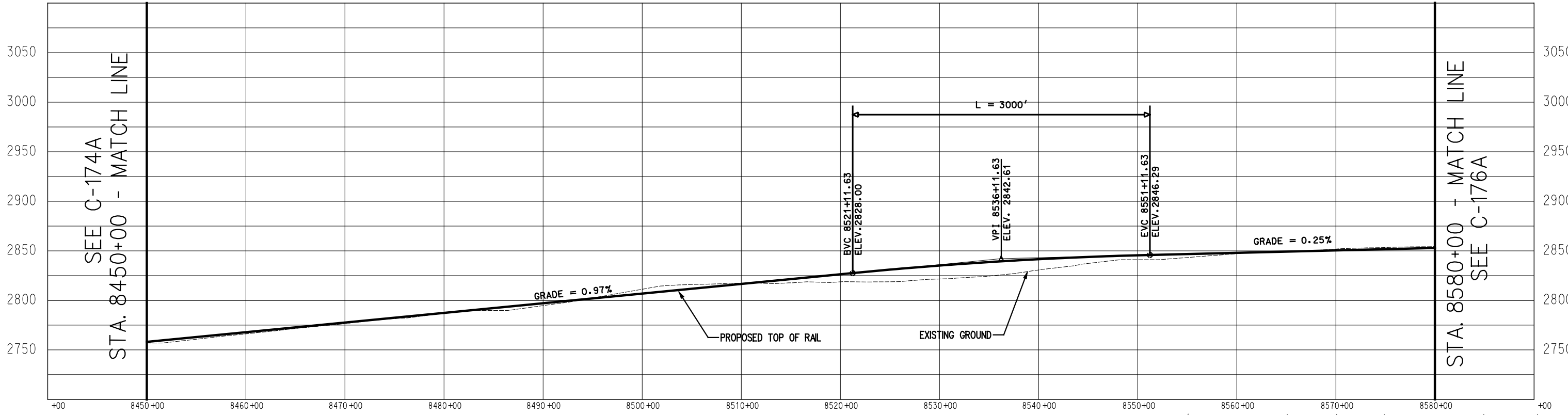
STA. 8450+00 - MATCH LINE
SEE C-175A




STA. 8580+00 - MATCH LINE
SEE C-176A



PLAN




PROFILE




STA. 8580+00 - MATCH LINE
SEE C-176A

SEE C-174A
STA. 8450+00 - MATCH LINE

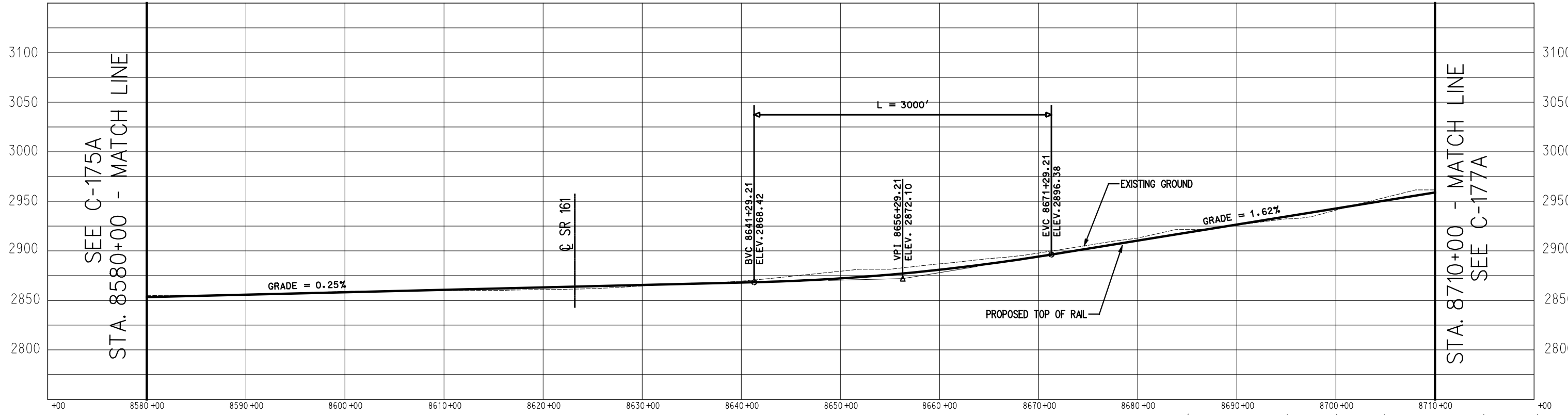


SEE C-175A
STA. 8580+00 - MATCH LINE




STA. 8710+00 - MATCH LINE
SEE C-177A

PLAN



PROFILE




SEE C-175A
STA. 8580+00 - MATCH LINE

STA. 8710+00 - MATCH LINE
SEE C-177A

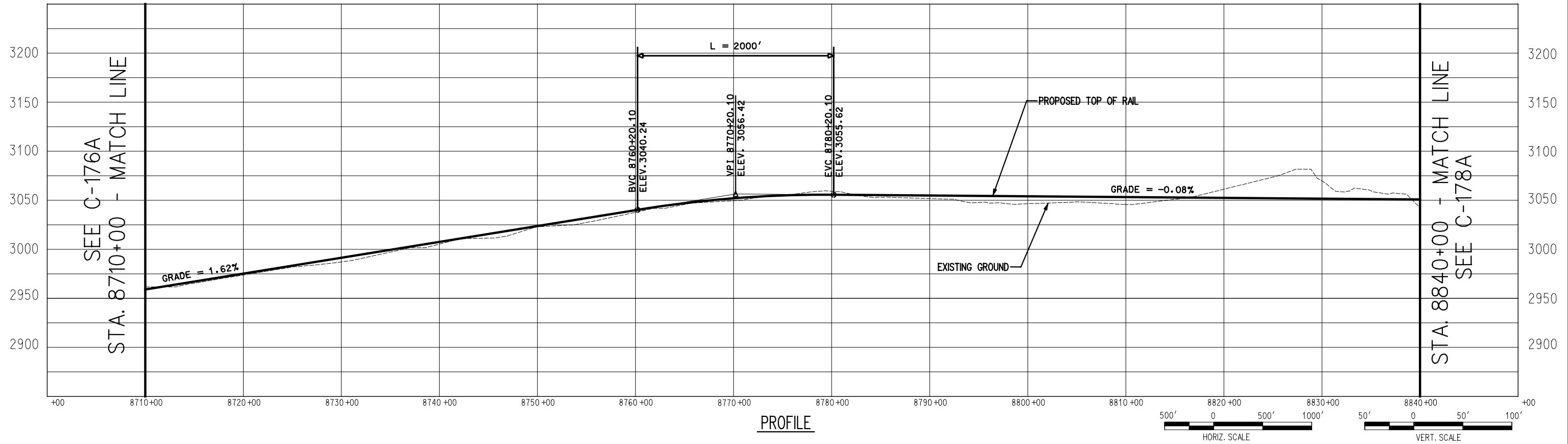
SEE C-176A
STA. 8710+00 - MATCH LINE



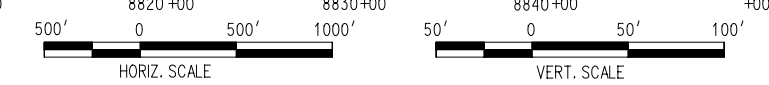
STA. 8840+00 - MATCH LINE
SEE C-178A



PLAN




PROFILE






SEE C-177A
STA. 8840+00 - MATCH LINE

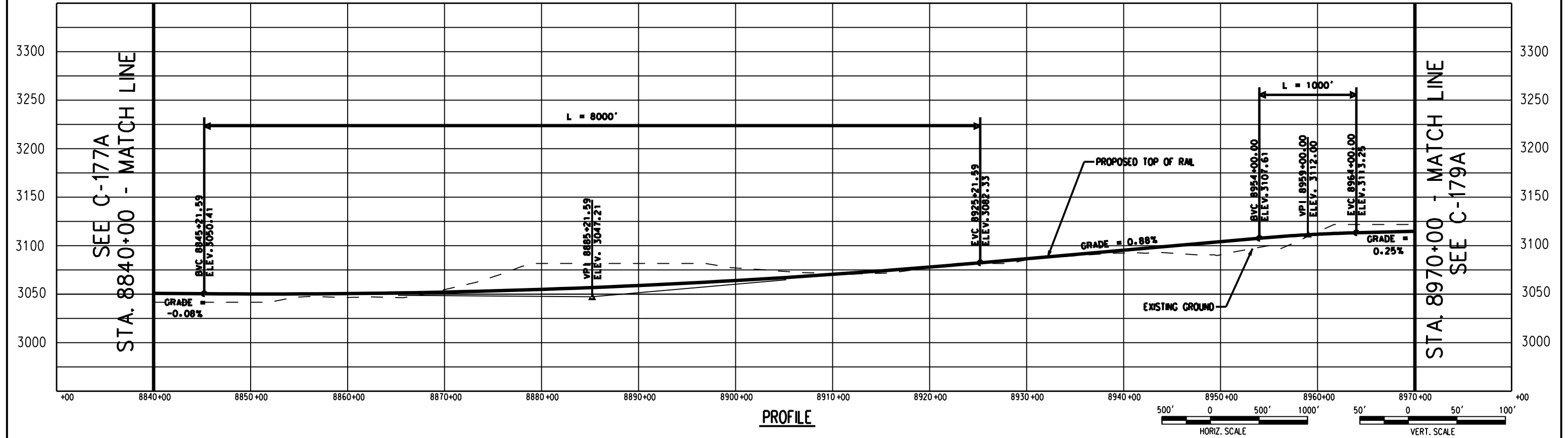


STA. 8970+00 - MATCH LINE

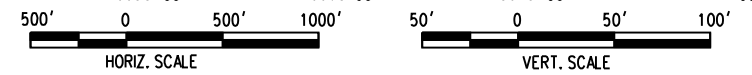


SEE C-179A

PLAN



PROFILE




725 SOUTH FIGUEROA STREET, SUITE 2350
LOS ANGELES, CA 90017

CONFIDENTIAL


DESERTXPRESS

PRELIMINARY CONCEPTUAL ALIGNMENT
PLAN AND PROFILE
VICTORVILLE TO LAS VEGAS
STA 8840+00 TO STA 8970+00
SEGMENT 5, ALTERNATIVE A

205062G0	
DRAWING NO	REV
C-178A	
DATE	
03-05-08	

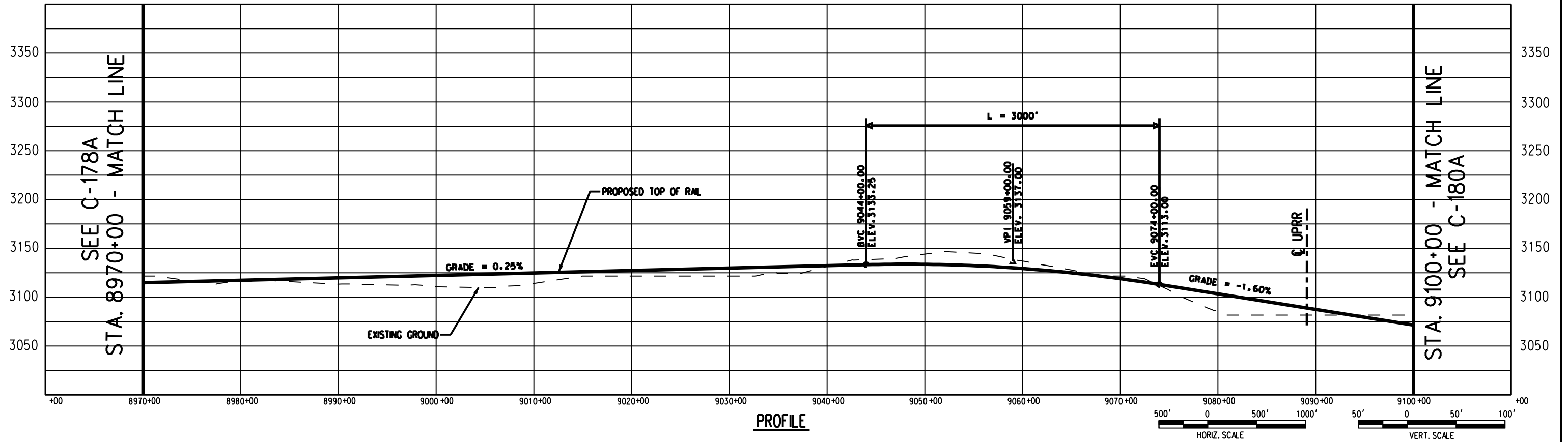


SEE C-178A
STA. 8970+00 - MATCH LINE



STA. 9100+00 - MATCH LINE
SEE C-180A

PLAN



PROFILE



726 SOUTH FIGUEROA STREET, SUITE 2350
LOS ANGELES, CA 90017

CONFIDENTIAL

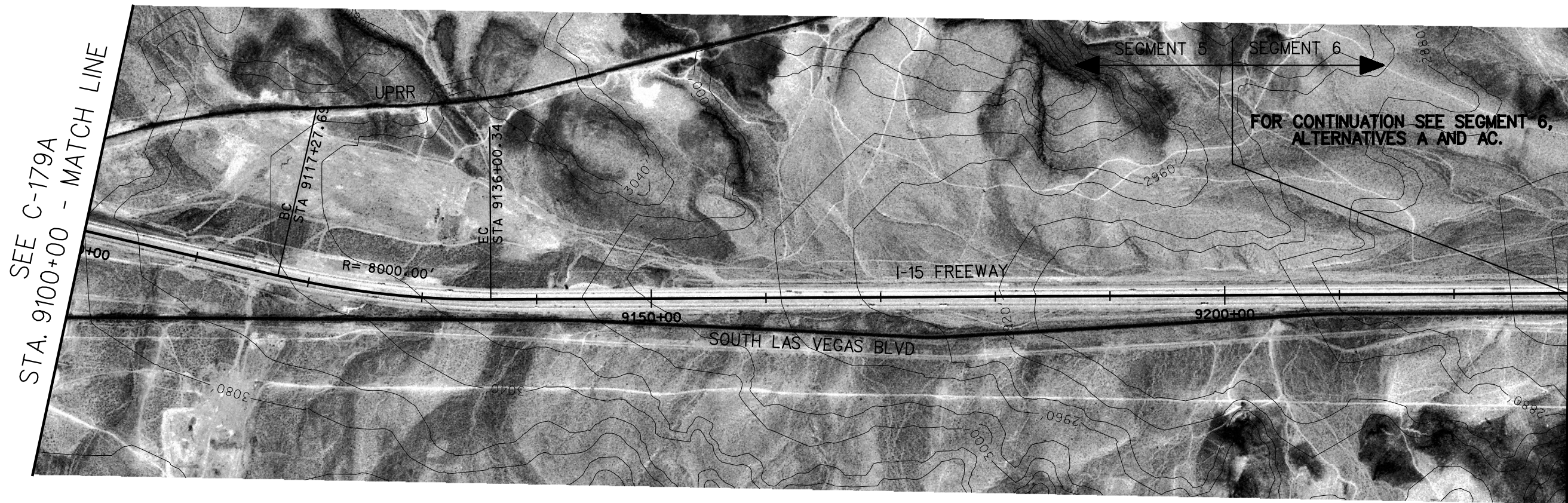
DESERTXPRESS

PRELIMINARY CONCEPTUAL ALIGNMENT
PLAN AND PROFILE
VICTORVILLE TO LAS VEGAS
STA 8970+00 TO STA 9100+00
SEGMENT 5, ALTERNATIVE A

205062G0

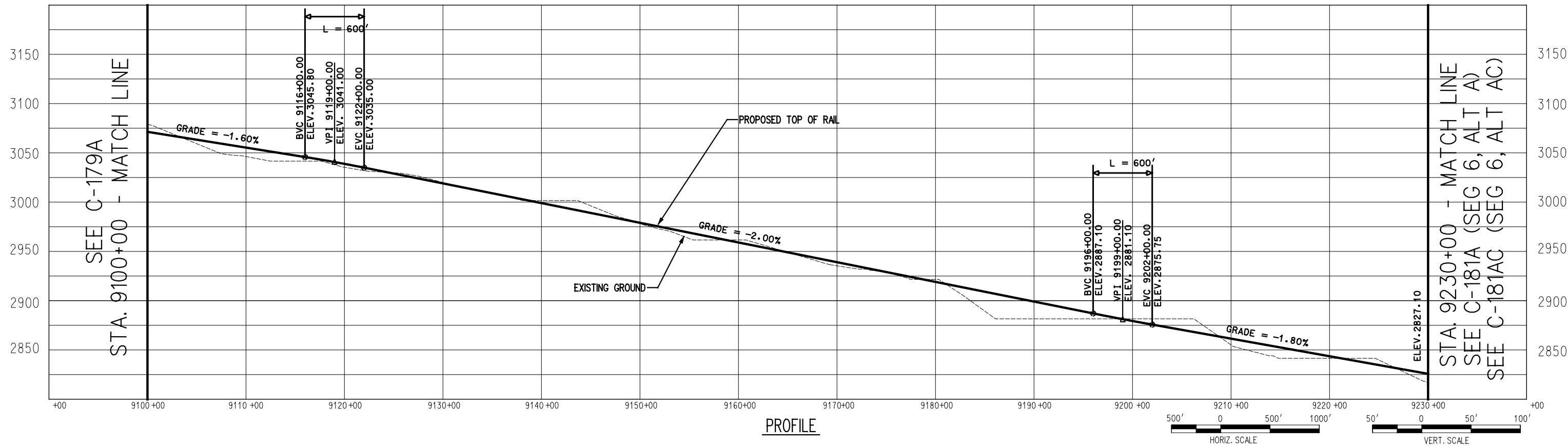
DRAWING NO. C-179A

DATE 03-05-08



STA. 9230+00 - MATCH LINE
 SEE C-181A (SEG 6, ALT A)
 SEE C-181AC (SEG 6, ALT AC)

PLAN



PROFILE

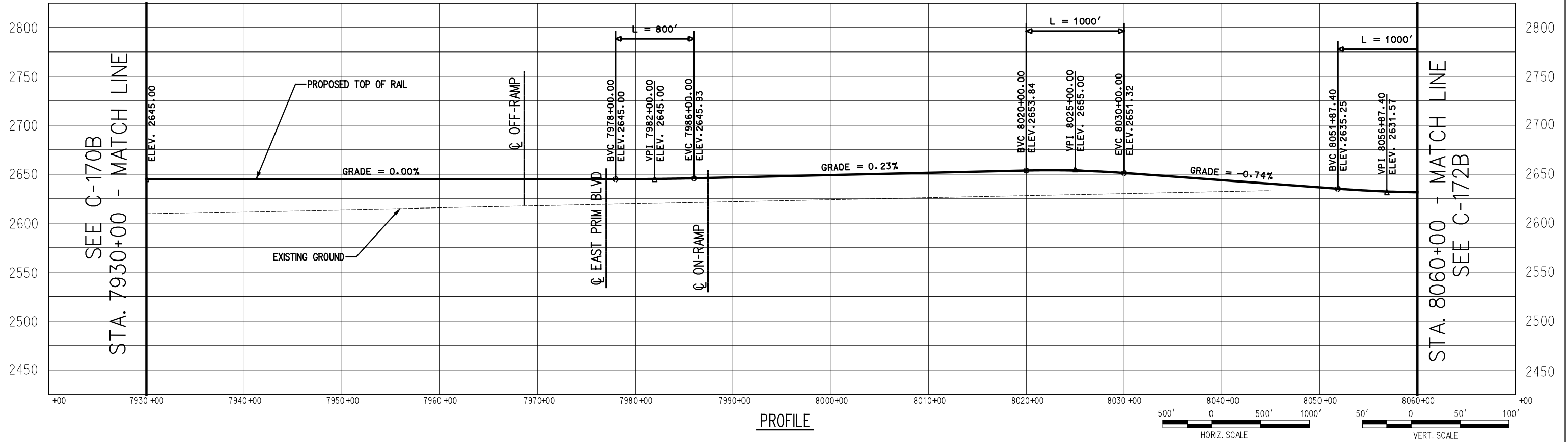
STA. 9230+00 - MATCH LINE
 SEE C-181A (SEG 6, ALT A)
 SEE C-181AC (SEG 6, ALT AC)

SEE C-170B
STA. 7930+00 - MATCH LINE



SEE C-172B
STA. 8060+00 - MATCH LINE

PLAN



PROFILE



725 SOUTH FIGUEROA STREET, SUITE 2350
LOS ANGELES, CA 90017

CONFIDENTIAL


DESERTXPRESS

PRELIMINARY CONCEPTUAL ALIGNMENT
PLAN AND PROFILE
VICTORVILLE TO LAS VEGAS
STA 7930+00 TO STA 8060+00
SEGMENT 5, ALTERNATIVE B


205062G0

DRAWING NO
C-171B

DATE
11-17-06

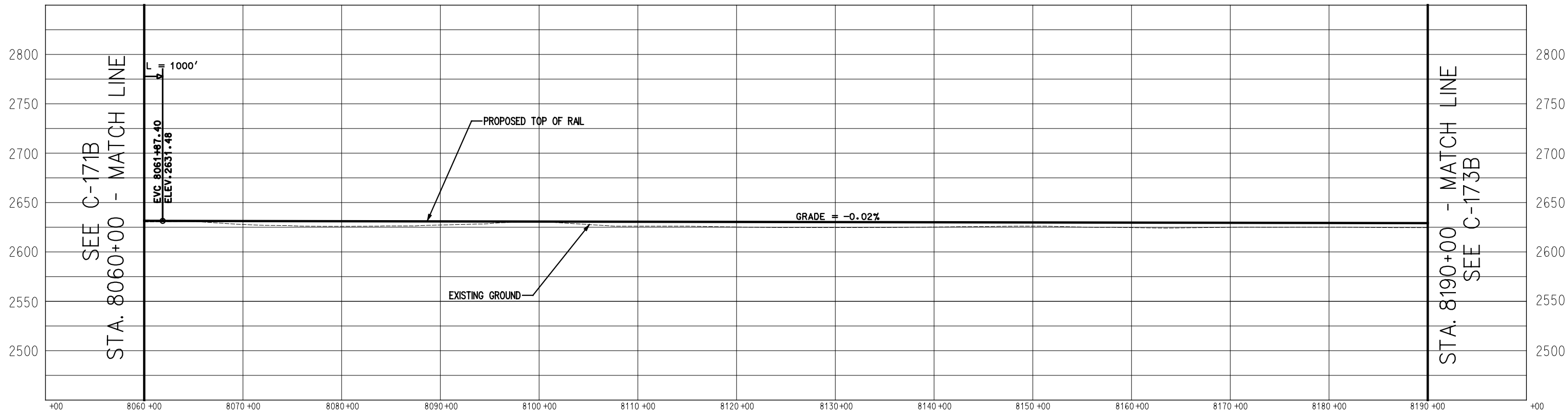


SEE C-171B
STA. 8060+00 - MATCH LINE




STA. 8190+00 - MATCH LINE
SEE C-173B

PLAN



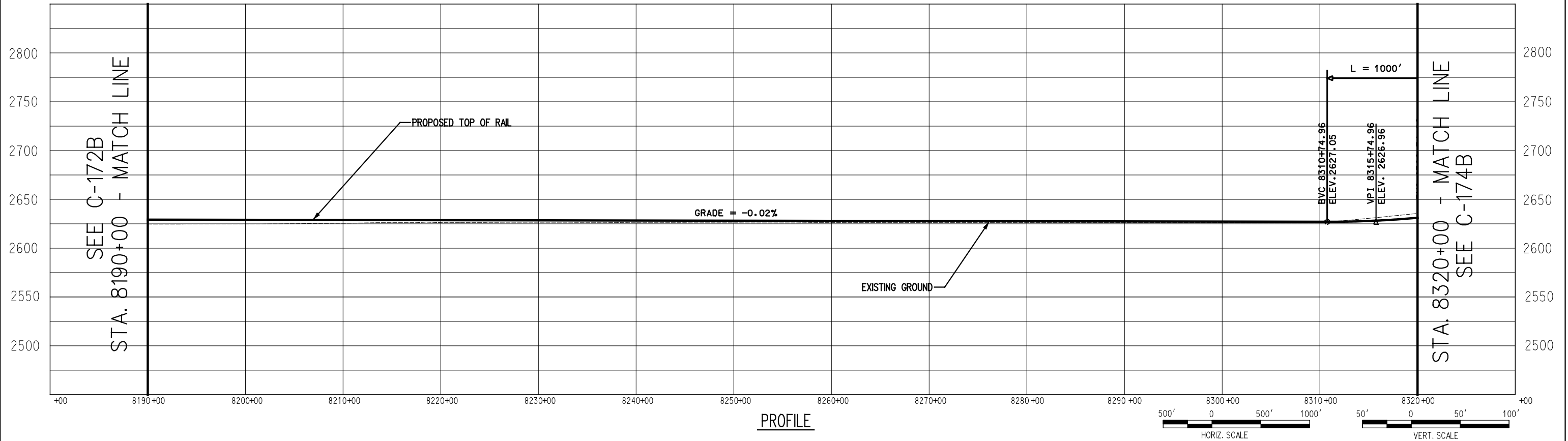
PROFILE

SEE C-172B
STA. 8190+00 - MATCH LINE




STA. 8320+00 - MATCH LINE
SEE C-174B

PLAN




PROFILE

STA. 8320+00 - MATCH LINE
SEE C-174B

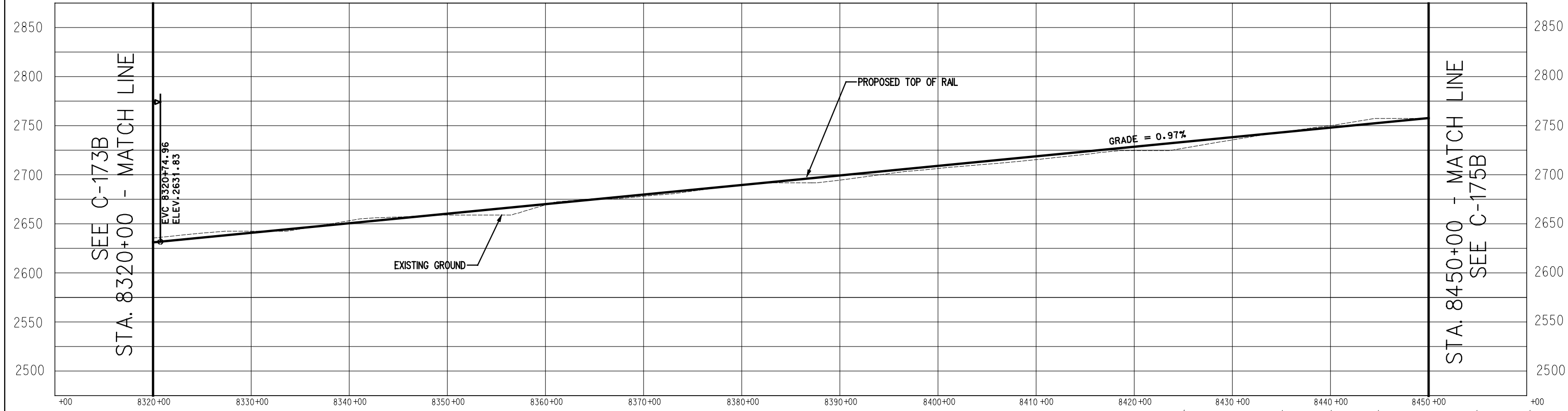


STA. 8450+00 - MATCH LINE
SEE C-175B



SEE C-173B
STA. 8320+00 - MATCH LINE

PLAN



SEE C-173B
STA. 8320+00 - MATCH LINE

STA. 8450+00 - MATCH LINE
SEE C-175B

PROFILE


K Kolve Engineering
725 SOUTH FIGUEROA STREET, SUITE 2350
LOS ANGELES, CA 90017

CONFIDENTIAL

DESERTXPRESS


PRELIMINARY CONCEPTUAL ALIGNMENT
PLAN AND PROFILE
VICTORVILLE TO LAS VEGAS
STA 8320+00 TO STA 8450+00
SEGMENT 5, ALTERNATIVE B

205062G0
DRAWING NO. C-174B
DATE 11-17-06

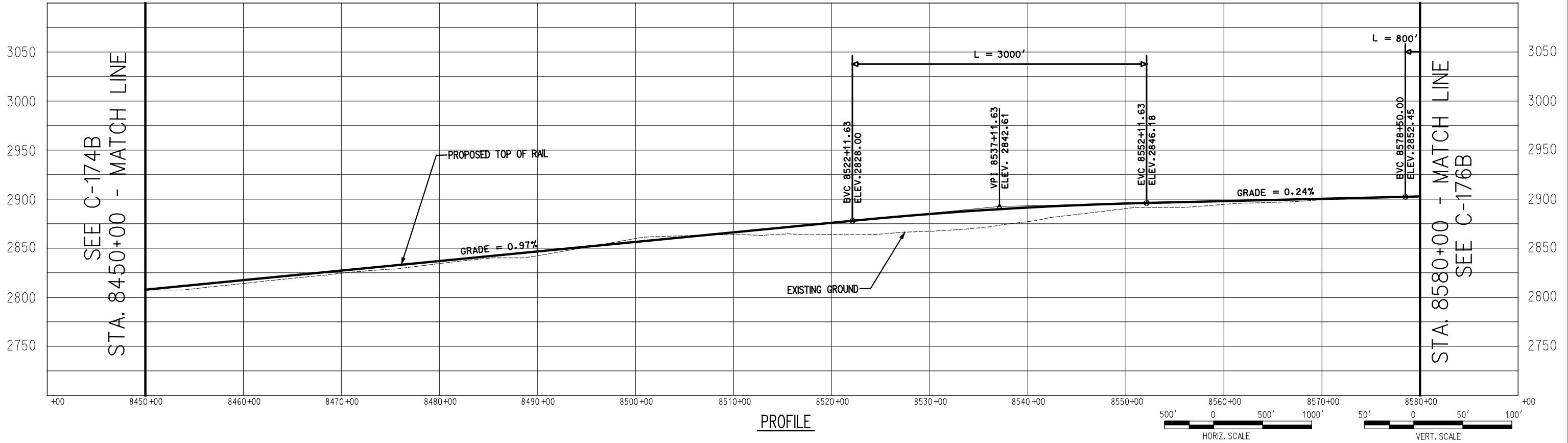


SEE C-174B
STA. 8545+00 - MATCH LINE

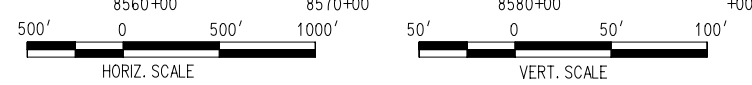
STA. 8580+00 - MATCH LINE
SEE C-176B



PLAN



PROFILE





Korve Engineering
725 SOUTH FIGUEROA STREET, SUITE 2350
LOS ANGELES, CA 90017

CONFIDENTIAL

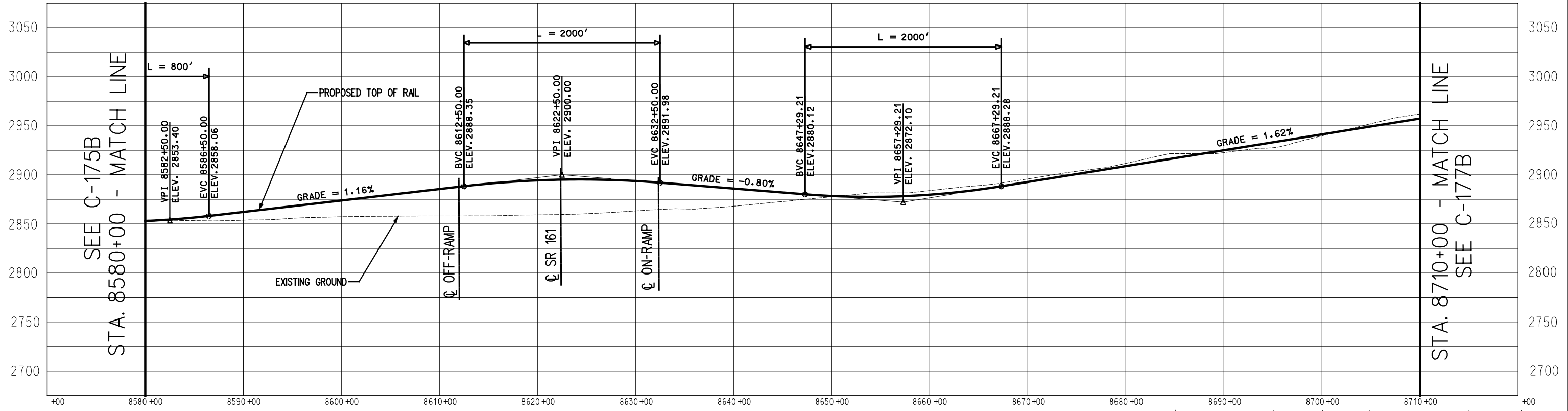
DESERTXPRESS

PRELIMINARY CONCEPTUAL ALIGNMENT
PLAN AND PROFILE
VICTORVILLE TO LAS VEGAS
STA 8450+00 TO STA 8580+00
SEGMENT 5, ALTERNATIVE B


205062G0	
DRAWING NO	REV
C-175B	
DATE	
11-17-06	





PLAN



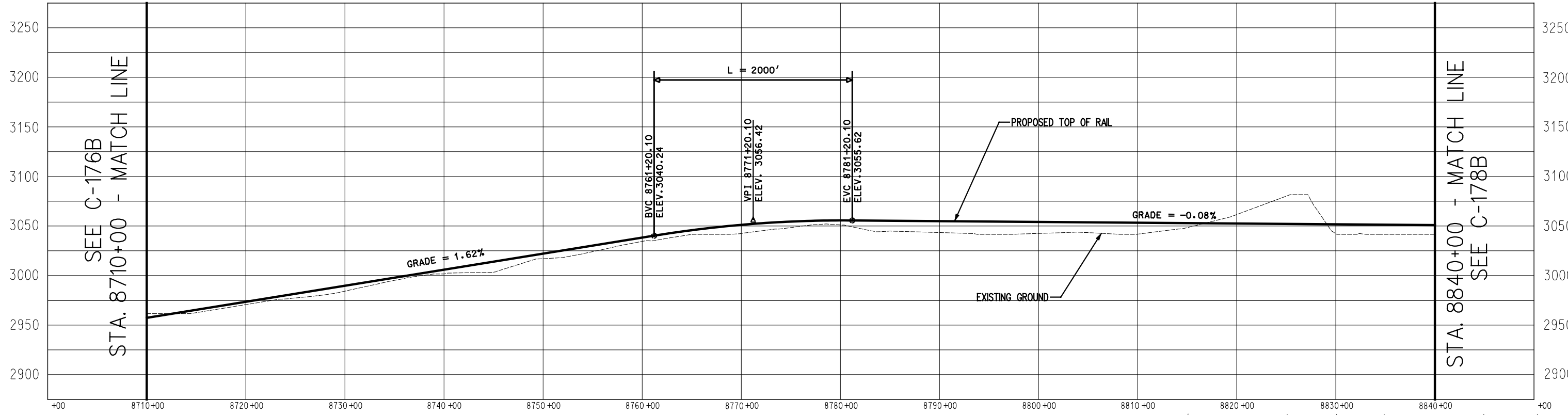
PROFILE




SEE C-176B
STA. 8710+00 - MATCH LINE



PLAN




PROFILE



SEE C-176B
STA. 8710+00 - MATCH LINE

STA. 8840+00 - MATCH LINE
SEE C-178B

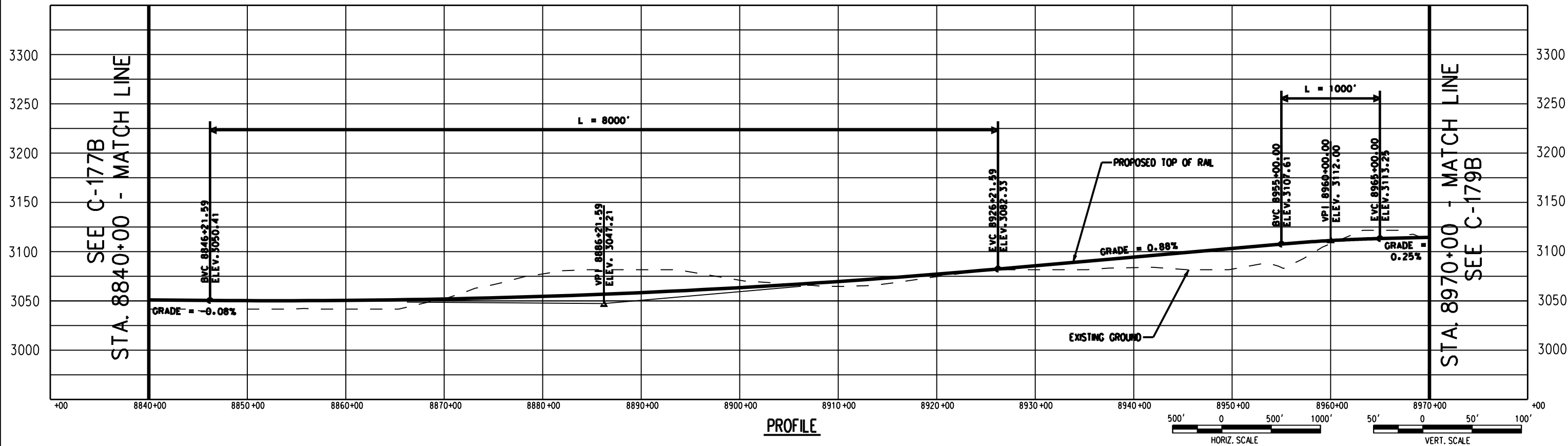


SEE C-177B
STA. 8840+00 - MATCH LINE



STA. 8970+00 - MATCH LINE
SEE C-179B

PLAN



PROFILE



726 SOUTH FIGUEROA STREET, SUITE 2350
LOS ANGELES, CA 90017

CONFIDENTIAL


DESERTXPRESS

PRELIMINARY CONCEPTUAL ALIGNMENT
PLAN AND PROFILE
VICTORVILLE TO LAS VEGAS
STA 8840+00 TO STA 8970+00
SEGMENT 5, ALTERNATIVE B


205062G0

DRAWING NO. C-178B

DATE 03-05-08

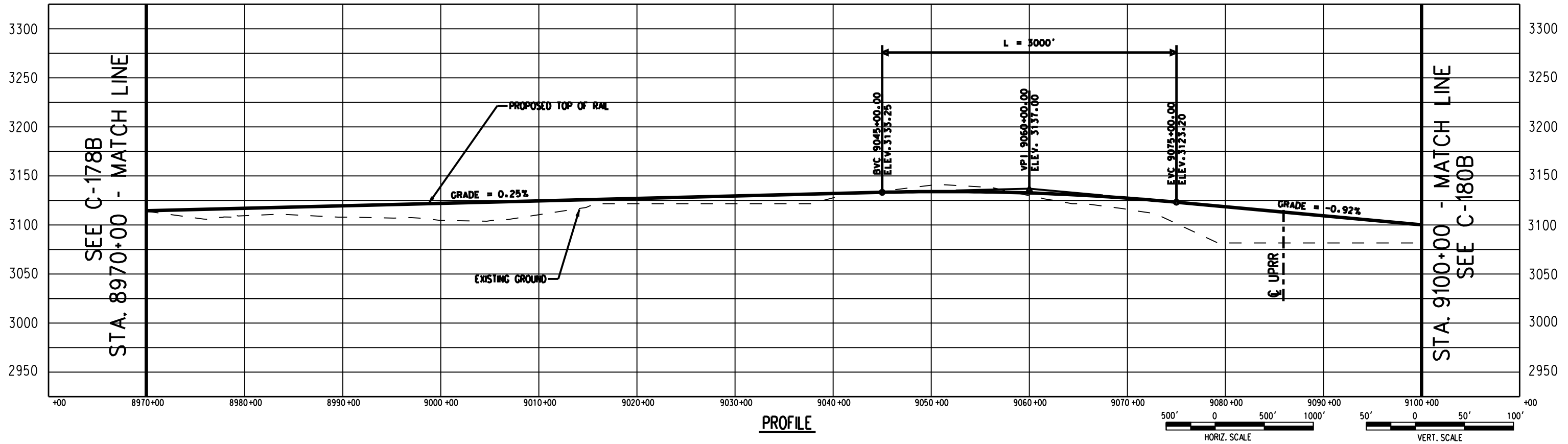


SEE C-178B
STA. 8970+00 - MATCH LINE

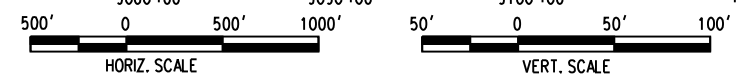


STA. 9100+00 - MATCH LINE
SEE C-180B

PLAN



PROFILE



726 SOUTH FIGUEROA STREET, SUITE 2350
LOS ANGELES, CA 90017

CONFIDENTIAL

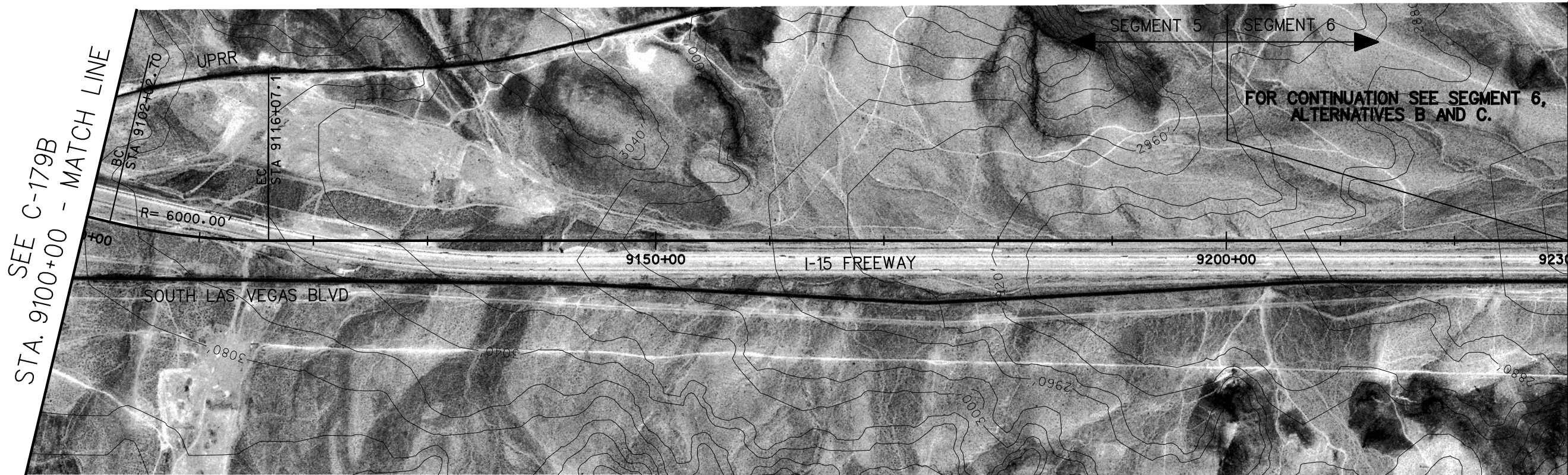
DESERTXPRESS

PRELIMINARY CONCEPTUAL ALIGNMENT
PLAN AND PROFILE
VICTORVILLE TO LAS VEGAS
STA 8970+00 TO STA 9100+00
SEGMENT 5, ALTERNATIVE B

205062G0

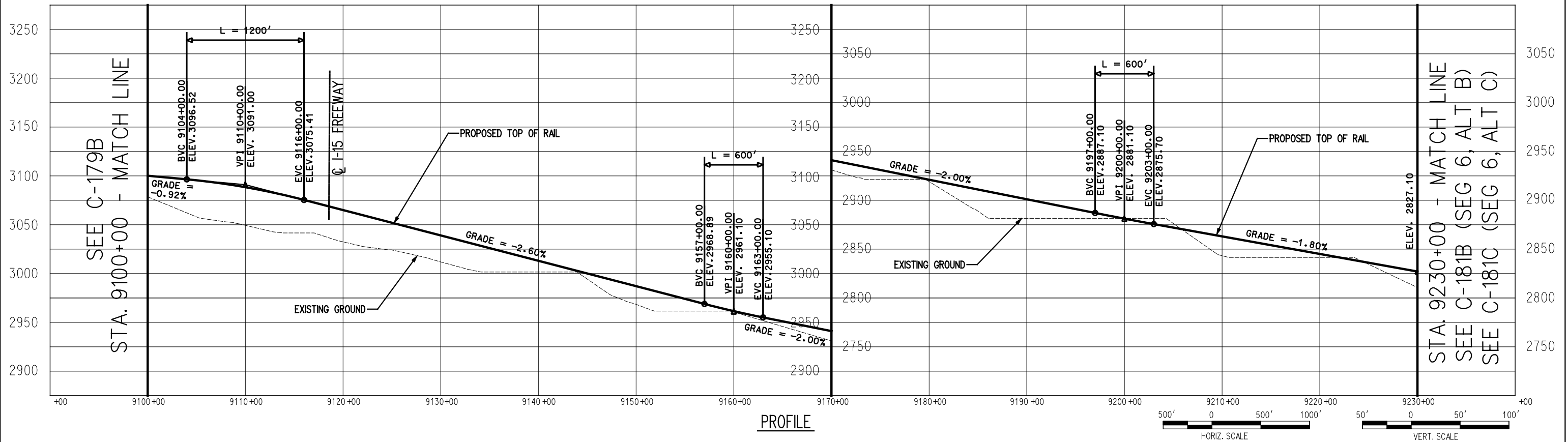
DRAWING NO
C-179B

DATE
03-05-08



STA. 9230+00 - MATCH LINE
 SEE C-181B (SEG 6, ALT B)
 SEE C-181C (SEG 6, ALT C)

PLAN



PROFILE



725 SOUTH FIGUEROA STREET, SUITE 2350
LOS ANGELES, CA 90017

CONFIDENTIAL

DESERTXPRESS

PRELIMINARY CONCEPTUAL ALIGNMENT
 PLAN AND PROFILE
 VICTORVILLE TO LAS VEGAS
 STA 9100+00 TO STA 9230+00
 SEGMENT 5, ALTERNATIVE B

205062G0

DRAWING NO C-180B REV

DATE 11-17-06