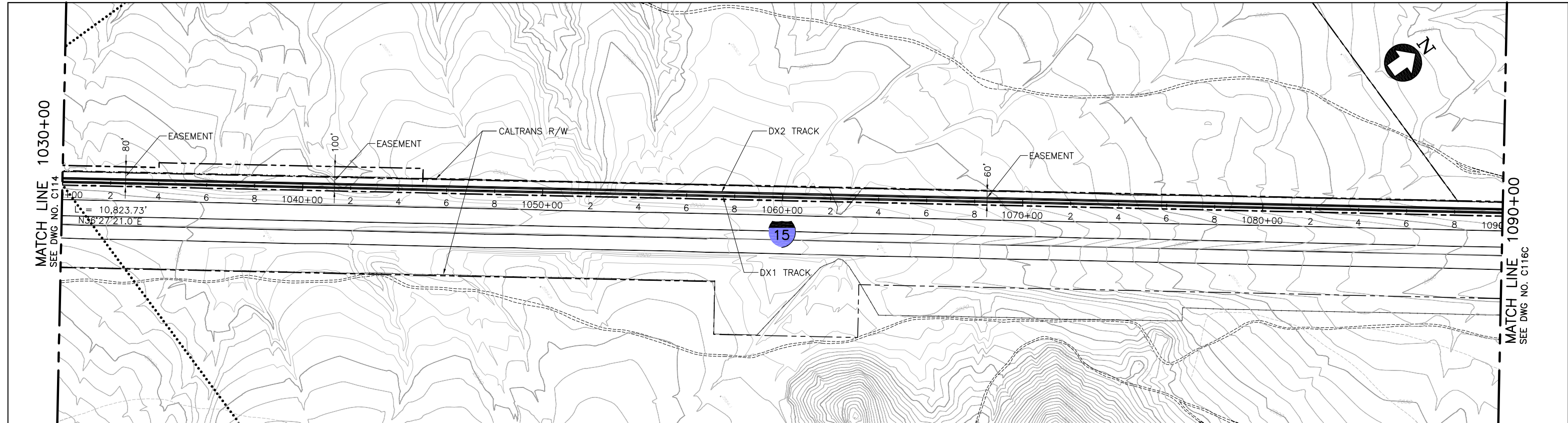


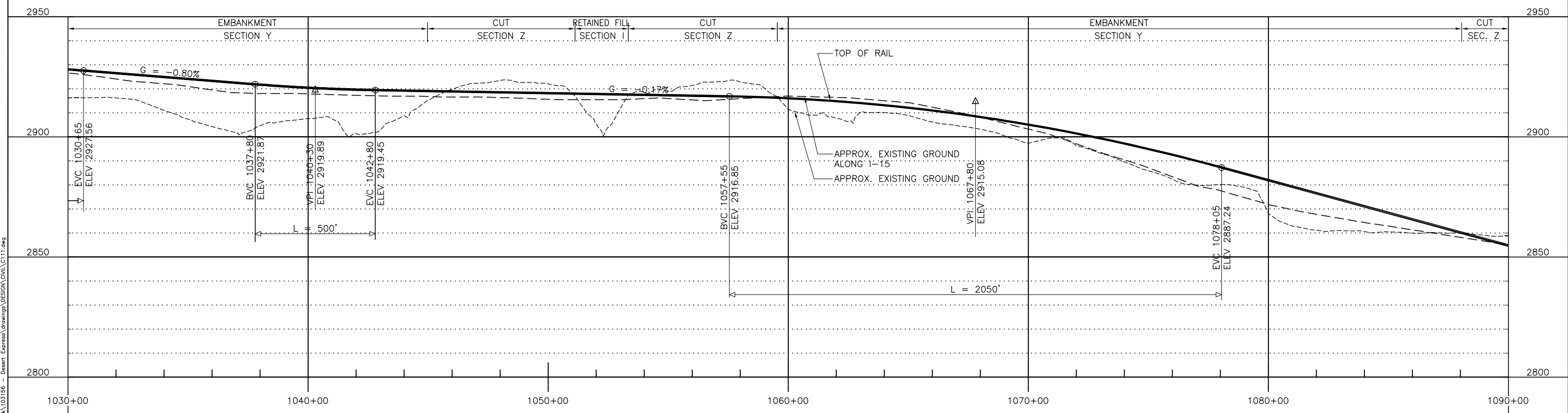
## **APPENDIX S-A-1**

### **SEGMENT 2C - SIDE RUNNING AND MEDIAN OPTIONS**





PLAN



PROFILE

REV	DATE	BY	SUB	APP	DESCRIPTION

DESIGNED BY  
T. LUNA  
DRAWN BY  
L. DIFUNTORUM  
CHECKED BY  
J. MAHER  
IN CHARGE  
J. MAHER  
DATE  
04JUN08

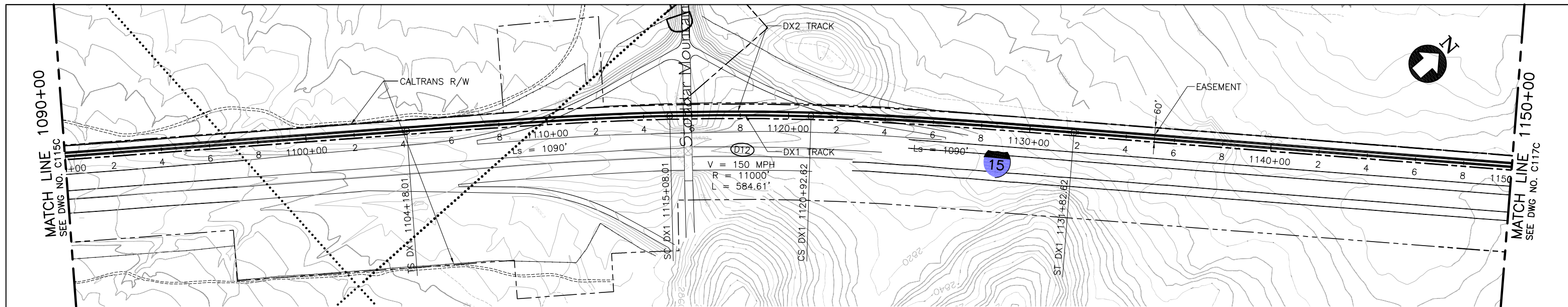
**EARTH TECH | AECOM**

2101 Webster St., Suite 1000  
Oakland, CA 94612  
Phone: (510) 419-6000  
Fax: (510) 419-5355  
S-A-1-1

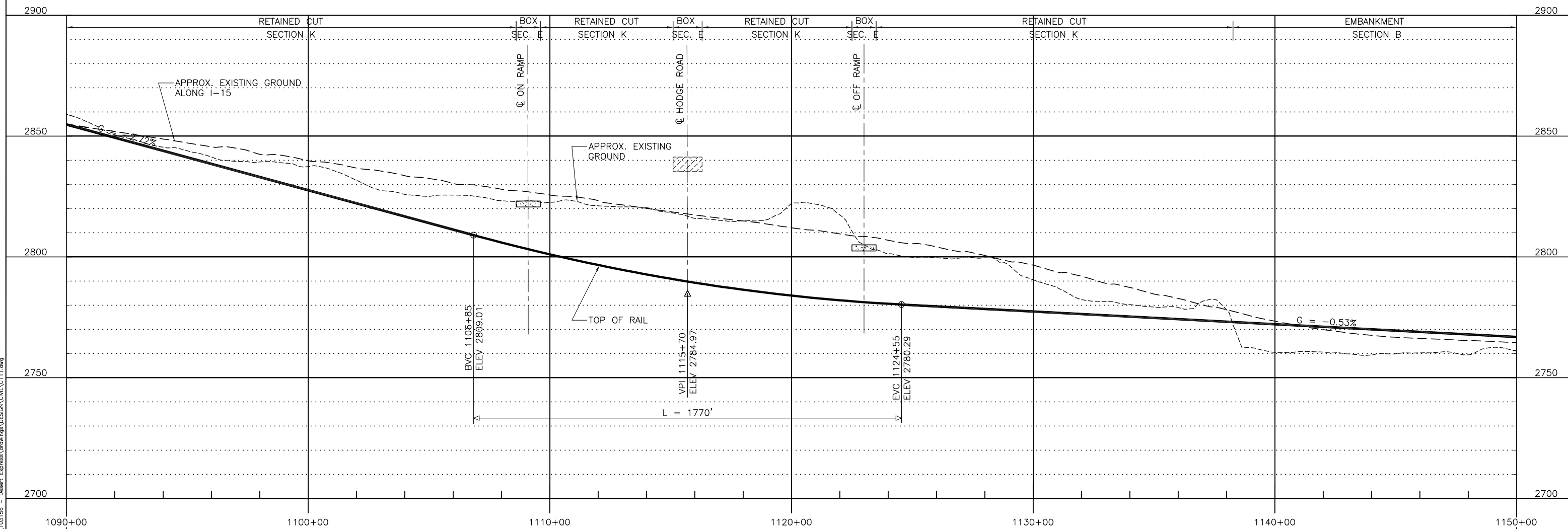
**DESERTXPRESS**  
VICTORVILLE TO LAS VEGAS  
PLAN AND PROFILE  
SEGMENT 1, ALTERNATIVE C  
STA. DX1 1030+00 TO DX1 1090+00  
SHEET 15C

CADD FILENAME C111.dwg		
SIZE D	SCALE 1"=200'H; 1"=20'V	CONTRACT NO.
REV. B	SHEET NO. C115C	PAGE NO.


Jun17 11:56am L:\work\103156 - Desert Express\Drawings\DESIGN\Civil\C111.dwg



**PLAN**



**PROFILE**



Jun17 Feb 17, 2010 10:45pm L:\work\103156 - Desert Express\Drawings\DESIGN\Civil\C111.dwg

REV	DATE	BY	SUB	APP	DESCRIPTION

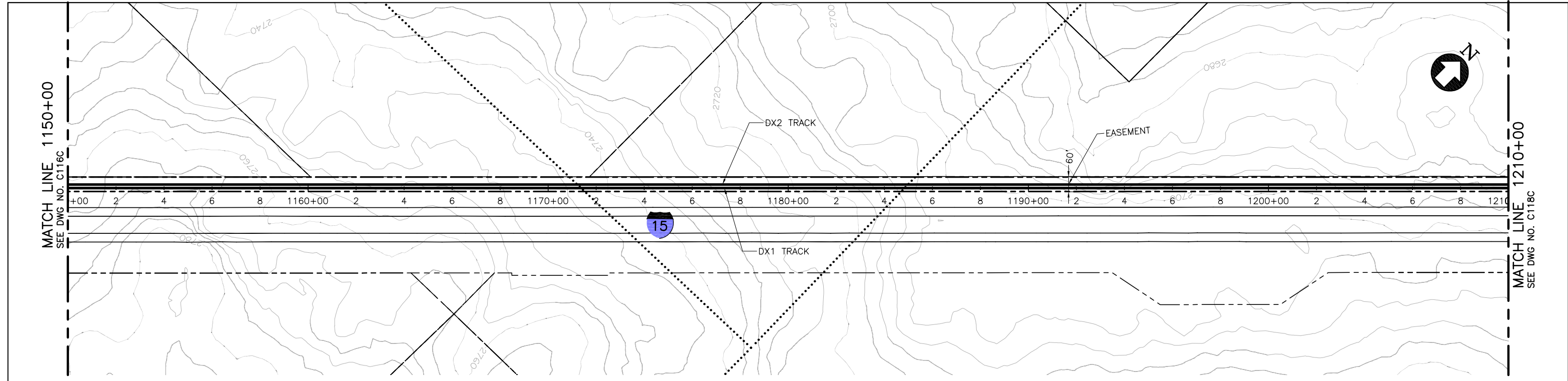
DESIGNED BY  
T. LUNA  
 DRAWN BY  
L. DIFUNTORUM  
 CHECKED BY  
J. MAHER  
 IN CHARGE  
J. MAHER  
 DATE  
04JUN08

**EARTH TECH | AECOM**

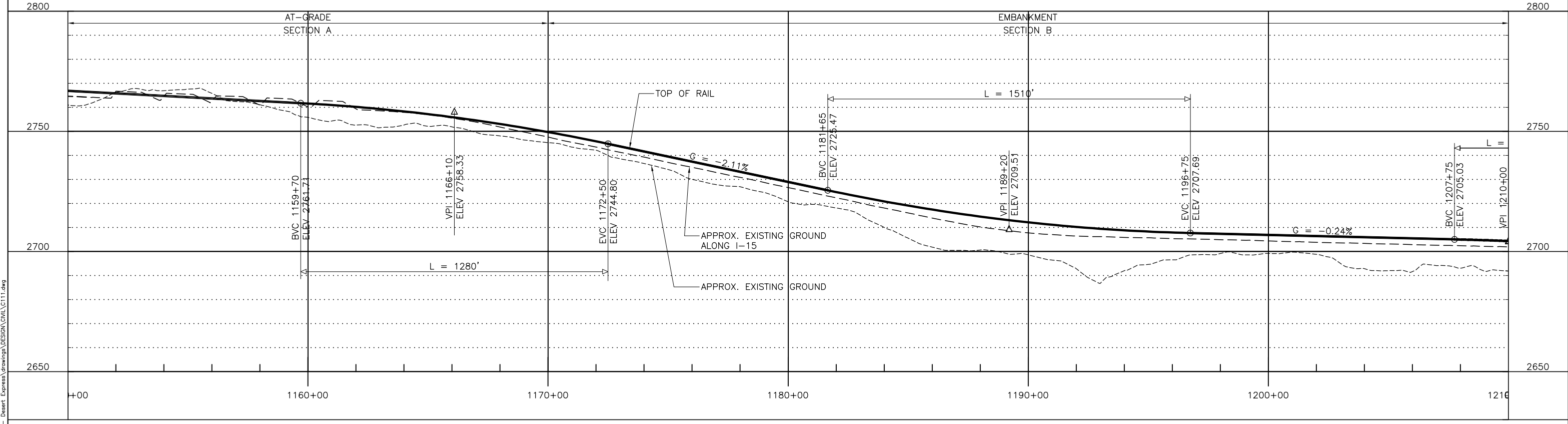
2101 Webster St., Suite 1000  
 Oakland, CA 94612  
 Phone: (510) 419-6000  
 Fax: (510) 419-5355  
 S-A-1-2

**DESERT Xpress**  
 VICTORVILLE TO LAS VEGAS  
 PLAN AND PROFILE  
 SEGMENT 1, ALTERNATIVE C  
 STA. DX1 1090+00 TO DX1 1150+00  
 SHEET 16C

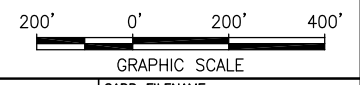
CADD FILENAME C111.dwg		
SIZE D	SCALE 1"=200'H; 1"=20'V	
CONTRACT NO.		
REV. B	SHEET NO. C116C	PAGE NO.



PLAN



PROFILE



REV	DATE	BY	SUB	APP	DESCRIPTION

DESIGNED BY  
T. LUNA  
DRAWN BY  
L. DIFUNTORUM  
CHECKED BY  
J. MAHER  
IN CHARGE  
C. BARBER  
DATE  
04JUN08

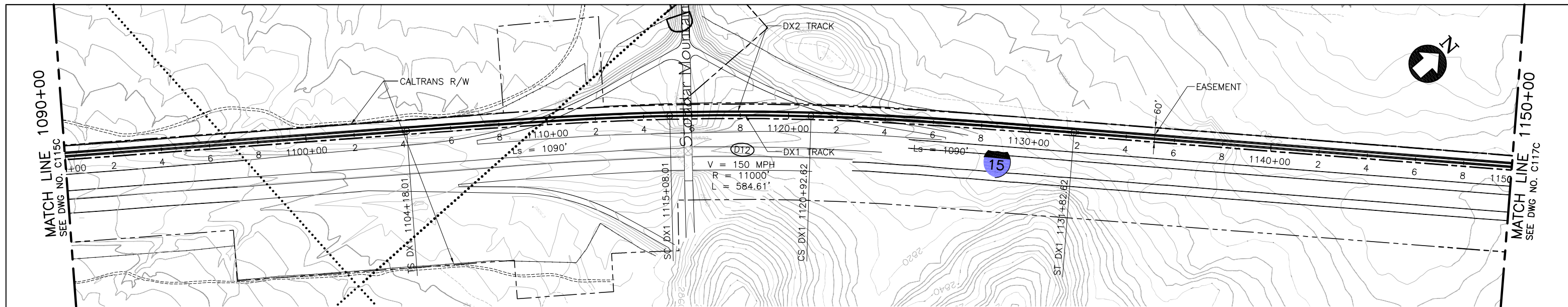
**EARTH TECH | AECOM**

2101 Webster St., Suite 1000  
Oakland, CA 94612  
Phone: (510) 419-6000  
Fax: (510) 419-5355  
S-A-1-3

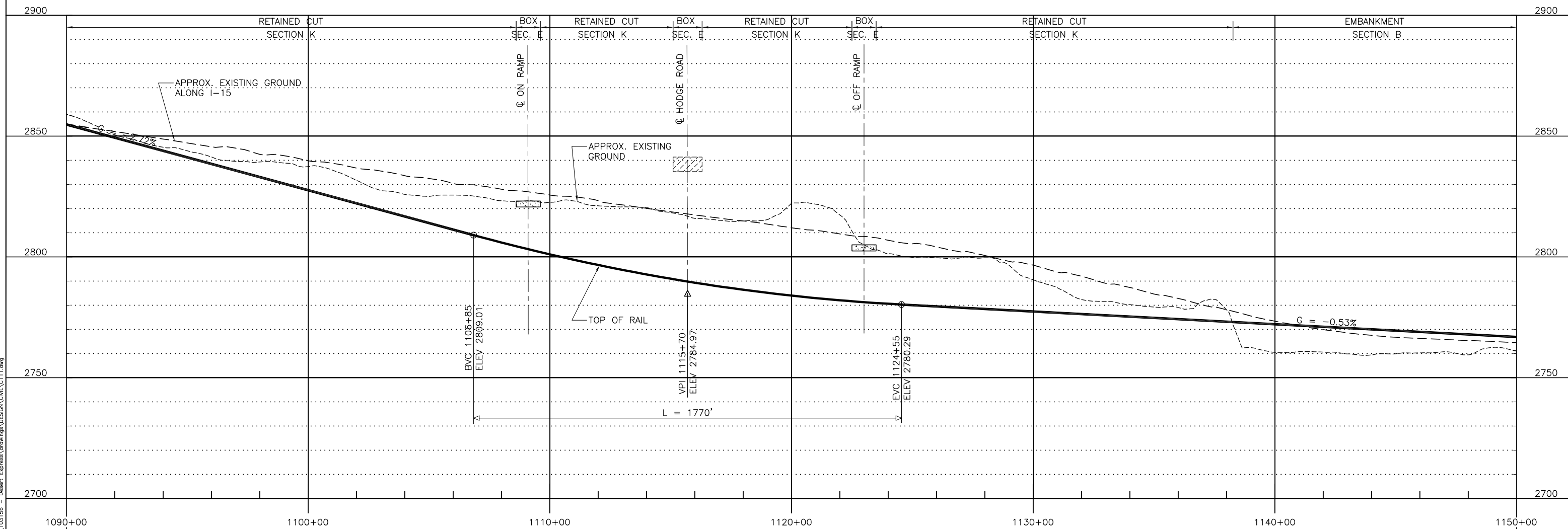
**DESERTXPRESS**  
VICTORVILLE TO LAS VEGAS  
PLAN AND PROFILE  
SEGMENT 1, ALTERNATIVE C  
STA. DX1 1150+00 TO DX1 1210+00  
SHEET 17C

CADD FILENAME C111.dwg		
SIZE D	SCALE 1"=200'H; 1"=20'V	CONTRACT NO.
REV. B	SHEET NO. C117C	PAGE NO.


Jun17 10:47am L:\work\103156 - Desert Express\Drawings\DESIGN\Civil\C111.dwg  
 Feb 17, 2010 - 10:47am L:\work\103156 - Desert Express\Drawings\DESIGN\Civil\C111.dwg



PLAN



PROFILE



Jun17 Feb 17, 2010 10:45pm L:\work\103156 - Desert Express\Drawings\DESIGN\Civil\C111.dwg

REV	DATE	BY	SUB	APP	DESCRIPTION

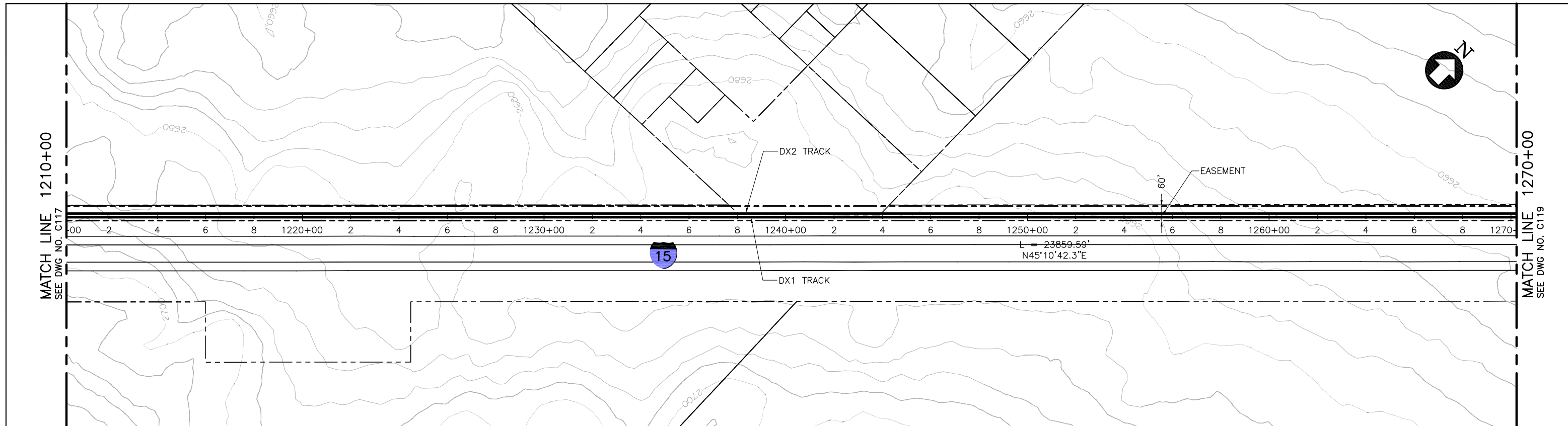
DESIGNED BY  
T. LUNA  
 DRAWN BY  
L. DIFUNTORUM  
 CHECKED BY  
J. MAHER  
 IN CHARGE  
J. MAHER  
 DATE  
04JUN08

**EARTH TECH | AECOM**

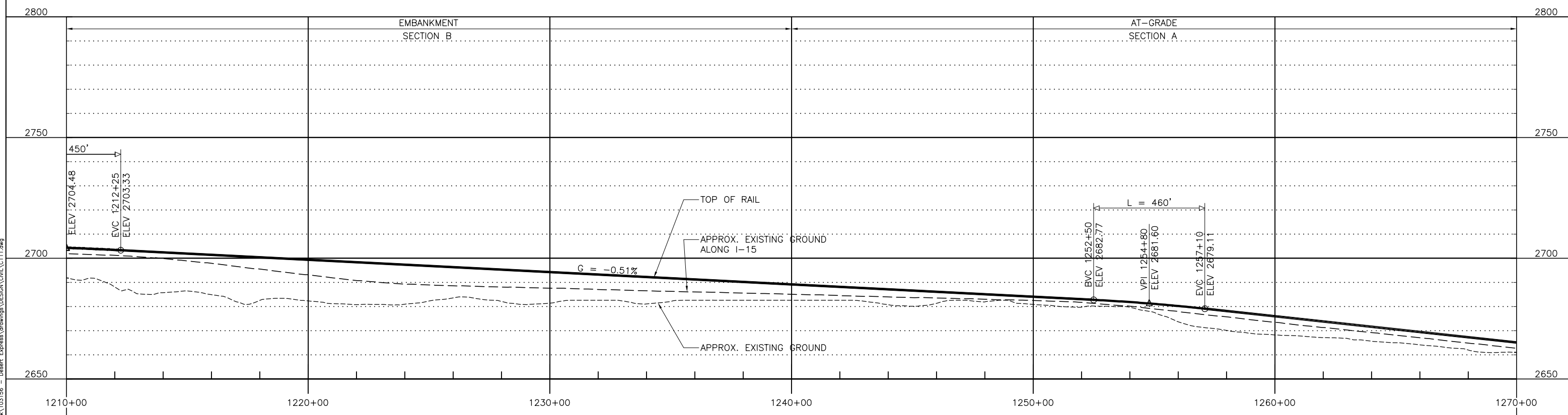
2101 Webster St., Suite 1000  
 Oakland, CA 94612  
 Phone: (510) 419-6000  
 Fax: (510) 419-5355  
**S-A-14**

**DESERT Xpress**  
**VICTORVILLE TO LAS VEGAS**  
 PLAN AND PROFILE  
 SEGMENT 1, ALTERNATIVE C  
 STA. DX1 1090+00 TO DX1 1150+00  
**SHEET 16C**


CADD FILENAME C111.dwg		
SIZE D	SCALE 1"=200'H; 1"=20'V	
CONTRACT NO.		
REV. <b>B</b>	SHEET NO. <b>C116C</b>	PAGE NO.



PLAN



PROFILE



REV	DATE	BY	SUB	APP	DESCRIPTION

DESIGNED BY  
T. LUNA  
DRAWN BY  
L. DIFUNTORUM  
CHECKED BY  
J. MAHER  
IN CHARGE  
J. MAHER  
DATE  
04JUN08

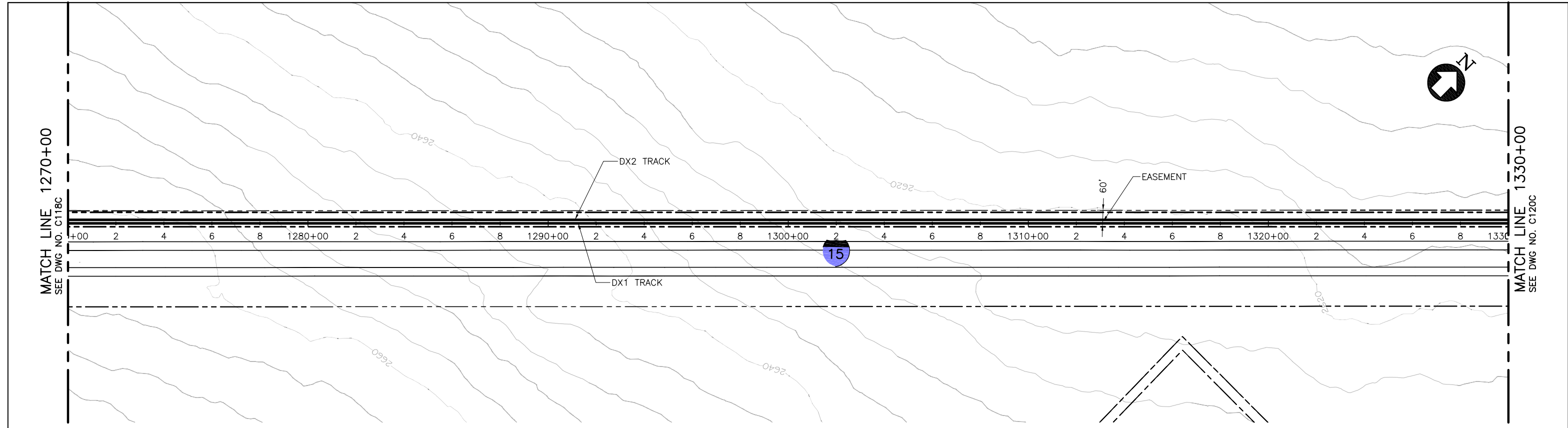
**EARTH TECH | AECOM**

2101 Webster St., Suite 1000  
Oakland, CA 94612  
Phone: (510) 419-6000  
Fax: (510) 419-5355  
S-A-1-5

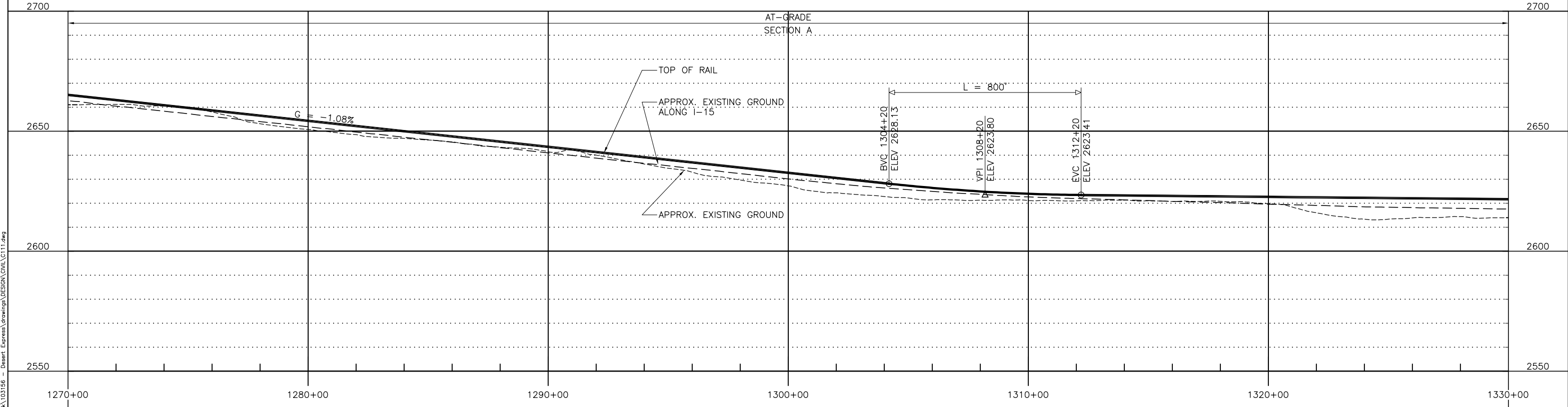
**DESERTXPRESS**  
VICTORVILLE TO LAS VEGAS  
PLAN AND PROFILE  
SEGMENT 1, ALTERNATIVE C  
STA. DX1 1210+00 TO DX1 1270+00  
SHEET 18C

CADD FILENAME C111.dwg		
SIZE D	SCALE 1"=200'H; 1"=20'V	CONTRACT NO.
REV. B	SHEET NO. C118C	PAGE NO.

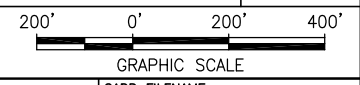
Jun17, 2010 10:48pm L:\work\103156 - Desert Express\Drawings\DESIGN\Civil\C111.dwg



PLAN



PROFILE



REV	DATE	BY	SUB	APP	DESCRIPTION

DESIGNED BY  
T. LUNA  
DRAWN BY  
L. DIFUNTORUM  
CHECKED BY  
J. MAHER  
IN CHARGE  
J. MAHER  
DATE  
04JUN08

**EARTH TECH | AECOM**

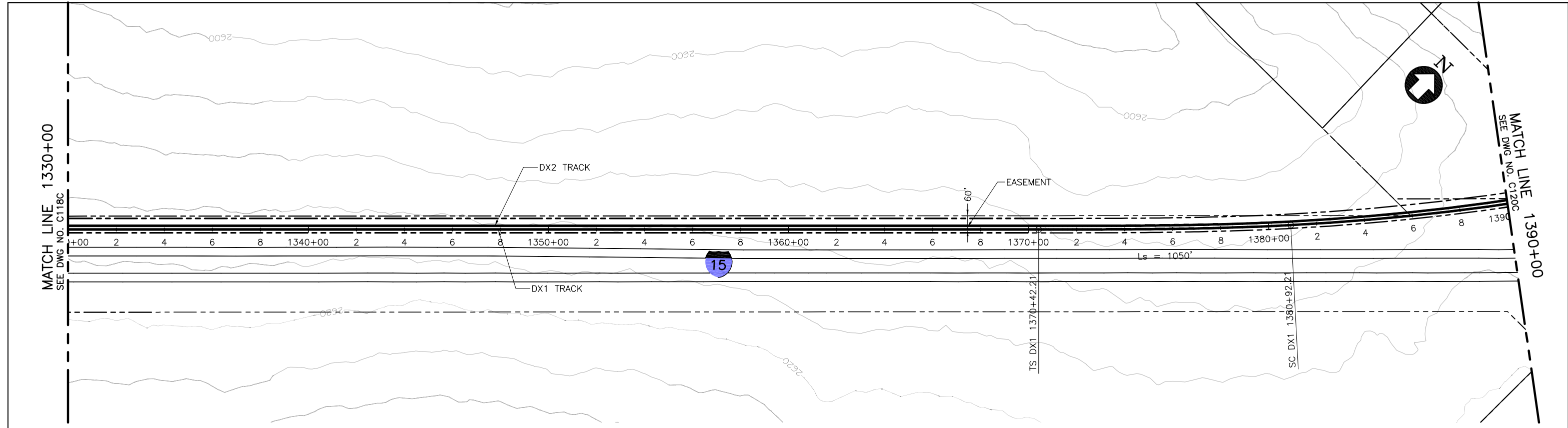
2101 Webster St., Suite 1000  
Oakland, CA 94612  
Phone: (510) 419-6000  
Fax: (510) 419-5355  
S-A-1-6

**DESERTXPRESS**  
VICTORVILLE TO LAS VEGAS  
PLAN AND PROFILE  
SEGMENT 1, ALTERNATIVE C  
STA. DX1 1270+00 TO DX1 1330+00  
SHEET 19C

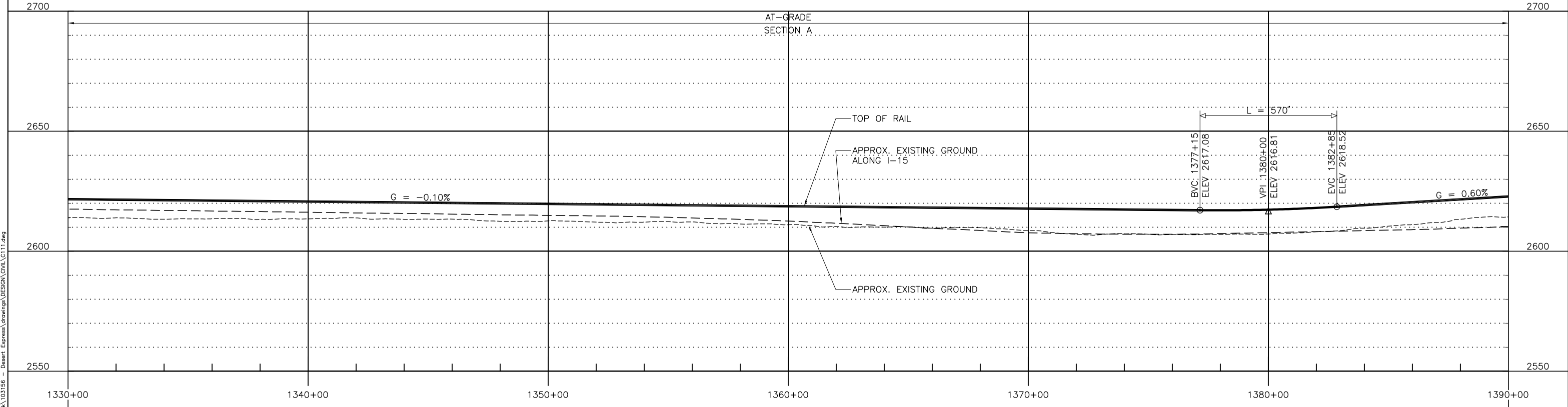
CADD FILENAME C111.dwg		
SIZE D	SCALE 1"=200'H; 1"=20'V	
CONTRACT NO.		
REV. B	SHEET NO. C119C	PAGE NO.

Jun17 11:03pm L:\work\103156 - Desert Express\Drawings\DESIGN\CIVIL\C111.dwg

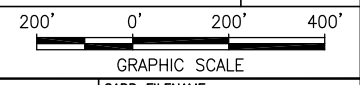




PLAN



PROFILE



REV	DATE	BY	SUB	APP	DESCRIPTION

DESIGNED BY  
T. LUNA  
DRAWN BY  
L. DIFUNTORUM  
CHECKED BY  
J. MAHER  
IN CHARGE  
J. MAHER  
DATE  
04JUN08

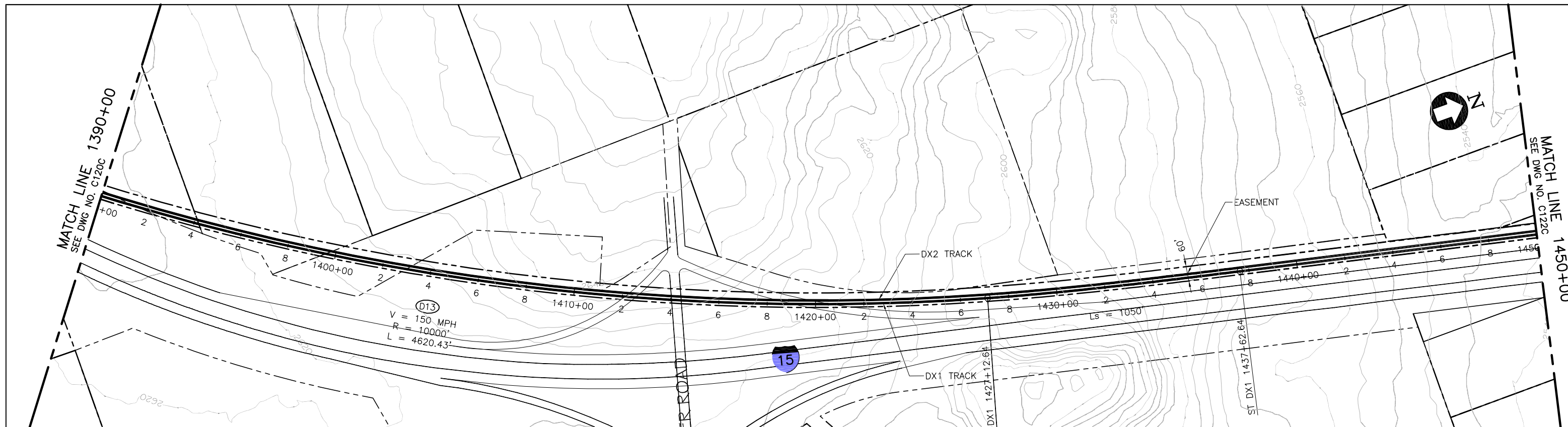
**EARTH TECH | AECOM**

2101 Webster St., Suite 1000  
Oakland, CA 94612  
Phone: (510) 419-6000  
Fax: (510) 419-5355  
S-A-1-7

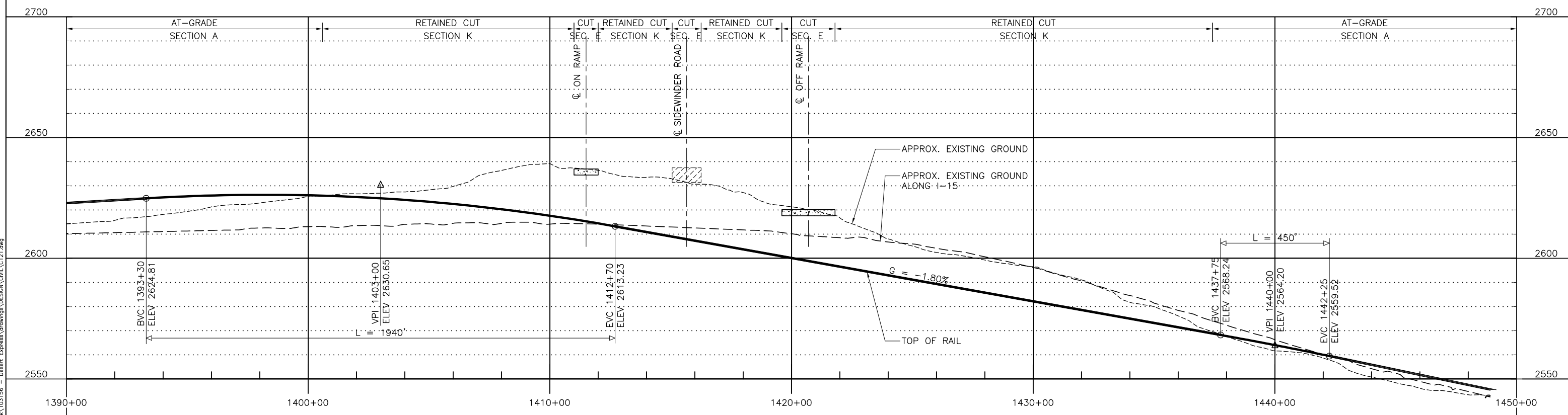
**DESERTXPRESS**  
VICTORVILLE TO LAS VEGAS  
PLAN AND PROFILE  
SEGMENT 1, ALTERNATIVE C  
STA. DX1 1330+00 TO DX1 1390+00  
SHEET 20C

CADD FILENAME C111.dwg		
SIZE D	SCALE 1"=200'H; 1"=20'V	CONTRACT NO.
REV. B	SHEET NO. C120C	PAGE NO.


Jun17, 2010 11:04am L:\work\103156 - Desert Express\Drawings\DESIGN\Civil\C111.dwg



PLAN



PROFILE



Jun17 10:51 pm L:\work\103156 - Desert Express\Drawings\DESIGN\Civil\C121.dwg  
 Feb 17, 2010 - 10:51 pm L:\work\103156 - Desert Express\Drawings\DESIGN\Civil\C121.dwg

REV	DATE	BY	SUB	APP	DESCRIPTION

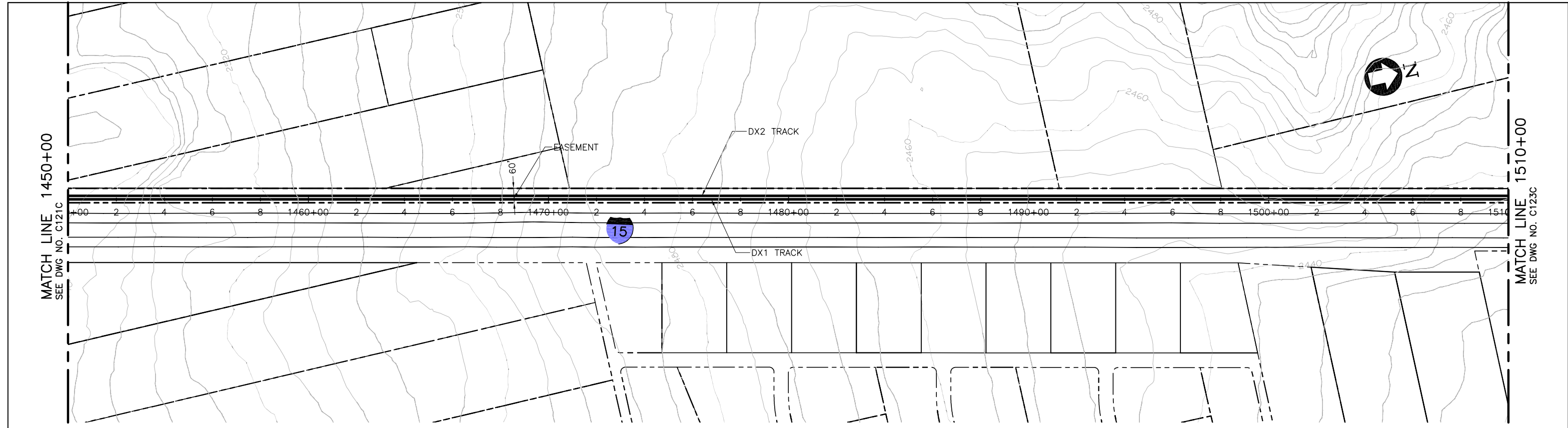
DESIGNED BY  
T. LUNA  
 DRAWN BY  
L. DIFUNTORUM  
 CHECKED BY  
J. MAHER  
 IN CHARGE  
J. MAHER  
 DATE  
04JUN08

**EARTH TECH | AECOM**

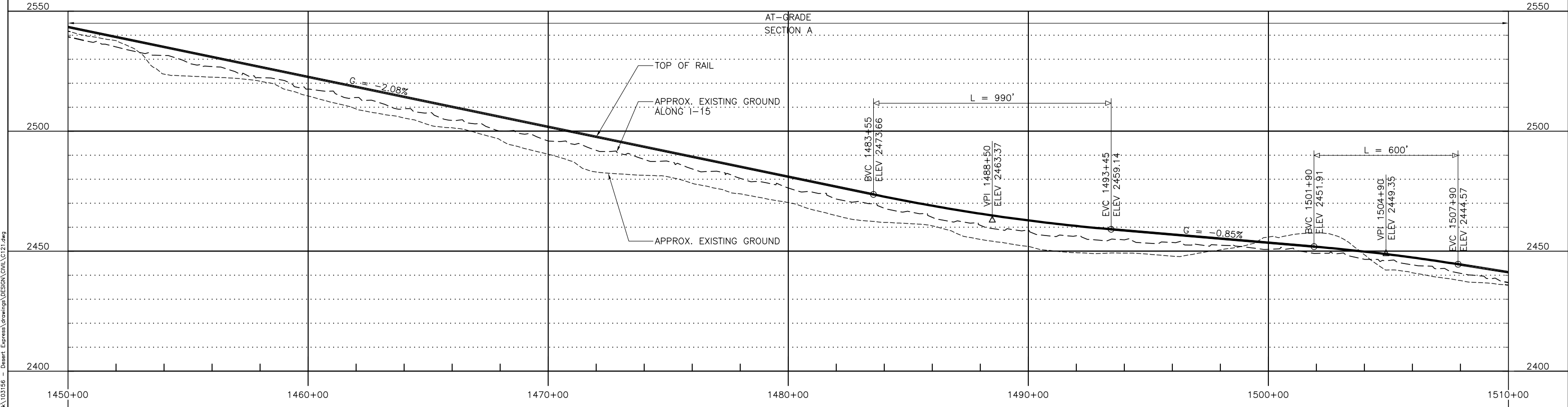
2101 Webster St., Suite 1000  
 Oakland, CA 94612  
 Phone: (510) 419-6000  
 Fax: (510) 419-5355  
 S-A-1-8

**DESERTXPRESS**  
**VICTORVILLE TO LAS VEGAS**  
 PLAN AND PROFILE  
 SEGMENT 1, ALTERNATIVE C  
 STA. DX1 1390+00 TO DX1 1450+00  
 SHEET 21C

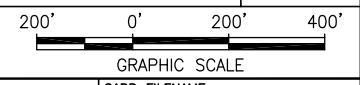
CADD FILENAME C121.dwg		
SIZE D	SCALE 1"=200'H; 1"=20'V	
CONTRACT NO.		
REV. B	SHEET NO. C121C	PAGE NO.



**PLAN**



**PROFILE**



REV	DATE	BY	SUB	APP	DESCRIPTION

DESIGNED BY  
T. LUNA  
DRAWN BY  
L. DIFUNTORUM  
CHECKED BY  
J. MAHER  
IN CHARGE  
J. MAHER  
DATE  
04JUN08

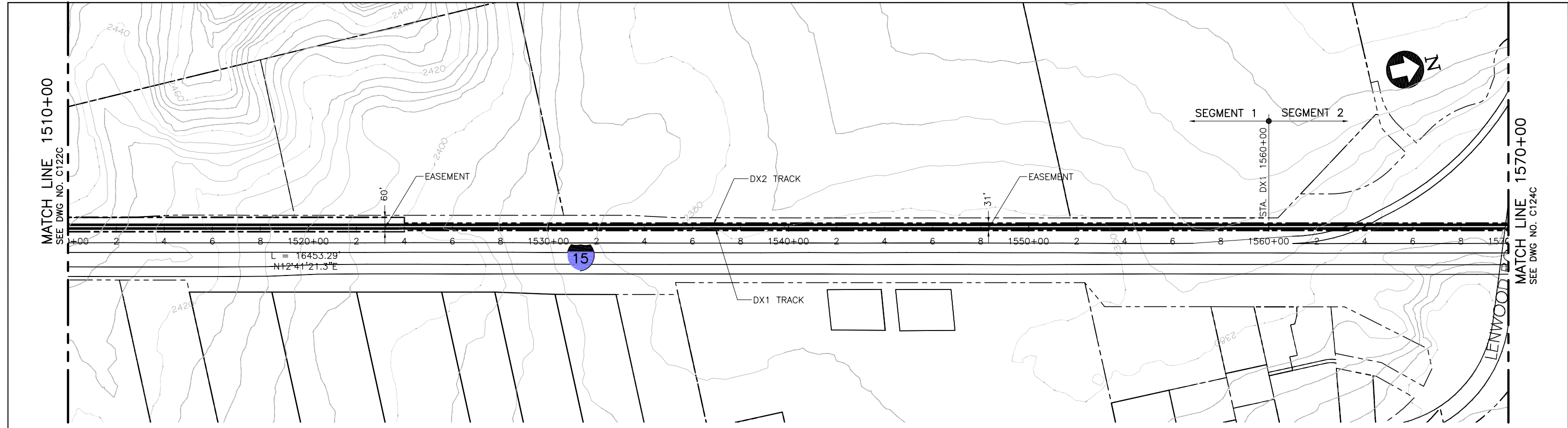
**EARTH TECH | AECOM**

2101 Webster St., Suite 1000  
Oakland, CA 94612  
Phone: (510) 419-6000  
Fax: (510) 419-5355  
S-A-1-9

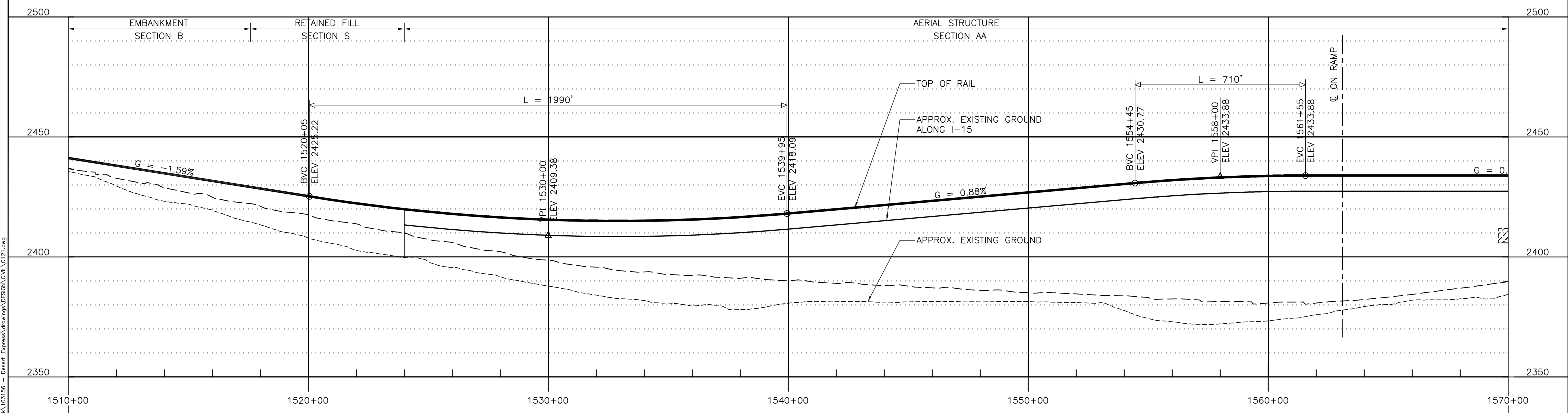
**DESERTXPRESS**  
VICTORVILLE TO LAS VEGAS  
PLAN AND PROFILE  
SEGMENT 1, ALTERNATIVE C  
STA. DX1 1450+00 TO DX1 1510+00  
SHEET 22C

CADD FILENAME  
C121.dwg  
SIZE SCALE  
D 1"=200'H; 1"=20'V  
CONTRACT NO.  
REV. SHEET NO. PAGE NO.  
B C122C

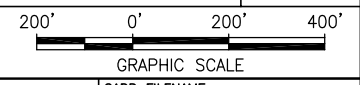
Jun17 10:58pm L:\work\103156 - Desert Express\Drawings\DESIGN\CIVIL\C121.dwg



PLAN



PROFILE



REV	DATE	BY	SUB	APP	DESCRIPTION

DESIGNED BY  
T. LUNA  
DRAWN BY  
L. DIFUNTORUM  
CHECKED BY  
J. MAHER  
IN CHARGE  
J. MAHER  
DATE  
04JUN08

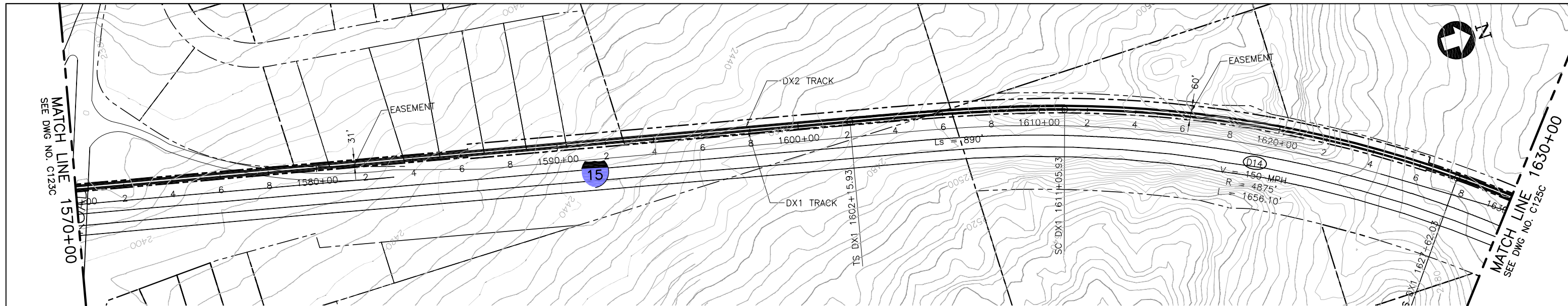
**EARTH TECH | AECOM**

2101 Webster St., Suite 1000  
Oakland, CA 94612  
Phone: (510) 419-6000  
Fax: (510) 419-5355  
S-A-1-10

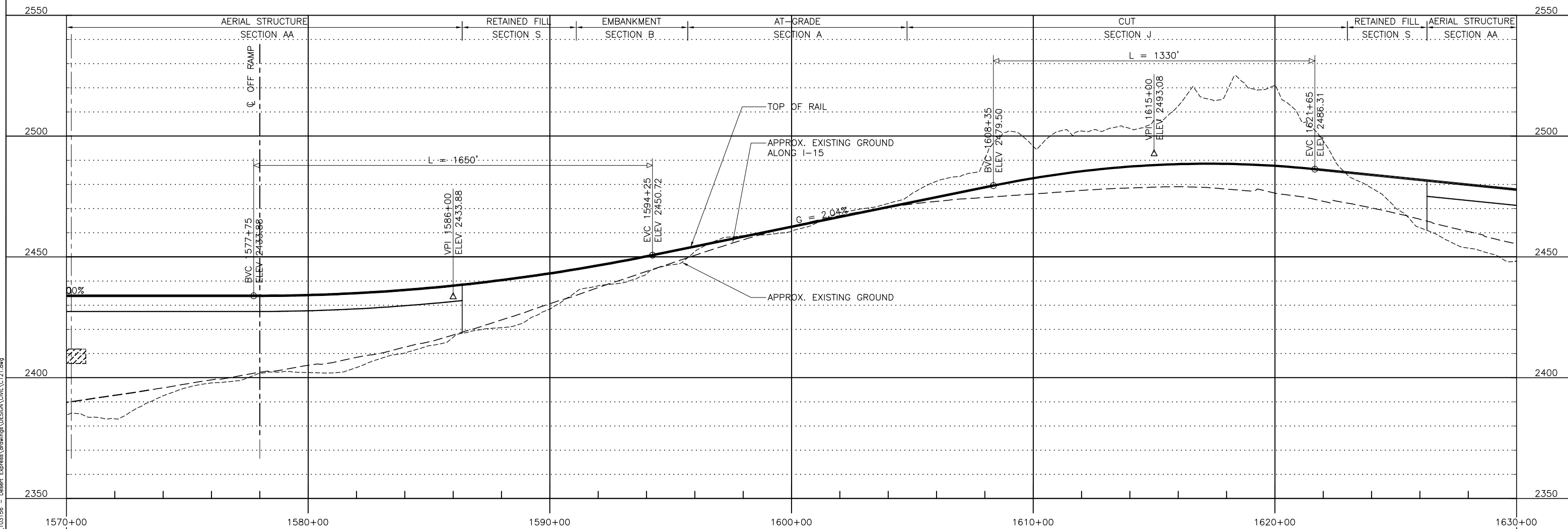
**DESERTXPRESS**  
VICTORVILLE TO LAS VEGAS  
PLAN AND PROFILE  
SEGMENT 2 – ALTERNATIVE C  
STA. DX1 1560+00 TO DX1 1570+00  
SHEET 23C

CADD FILENAME C121.dwg		
SIZE D	SCALE 1"=200'H; 1"=20'V	CONTRACT NO.
REV. B	SHEET NO. C123C	PAGE NO.

Jun17 Feb 17, 2010 10:52pm L:\work\103156 - Desert Express\Drawings\DESIGN\Civil\C121.dwg



**PLAN**



**PROFILE**

REV	DATE	BY	SUB	APP	DESCRIPTION

DESIGNED BY  
T. LUNA  
DRAWN BY  
L. DIFUNTORUM  
CHECKED BY  
J. MAHER  
IN CHARGE  
J. MAHER  
DATE  
04JUN08

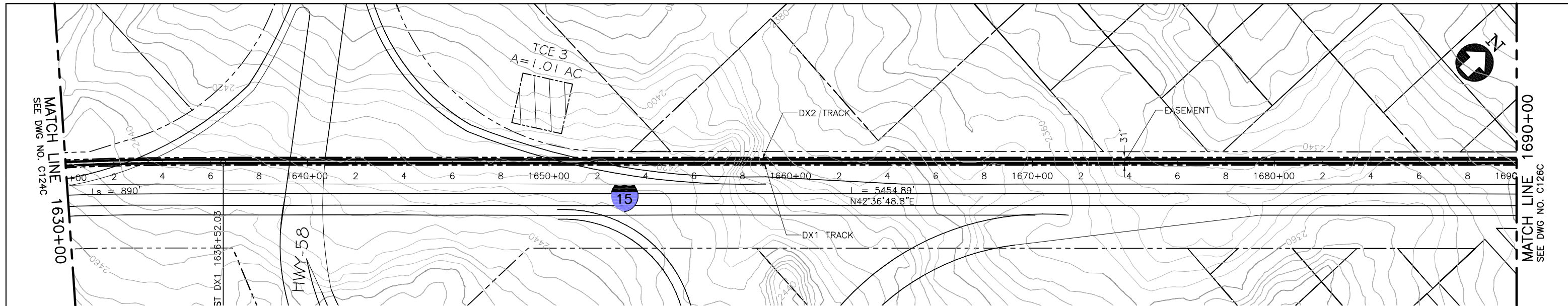
**EARTH TECH | AECOM**

2101 Webster St., Suite 1000  
Oakland, CA 94612  
Phone: (510) 419-6000  
Fax: (510) 419-5355  
S-A-1-11

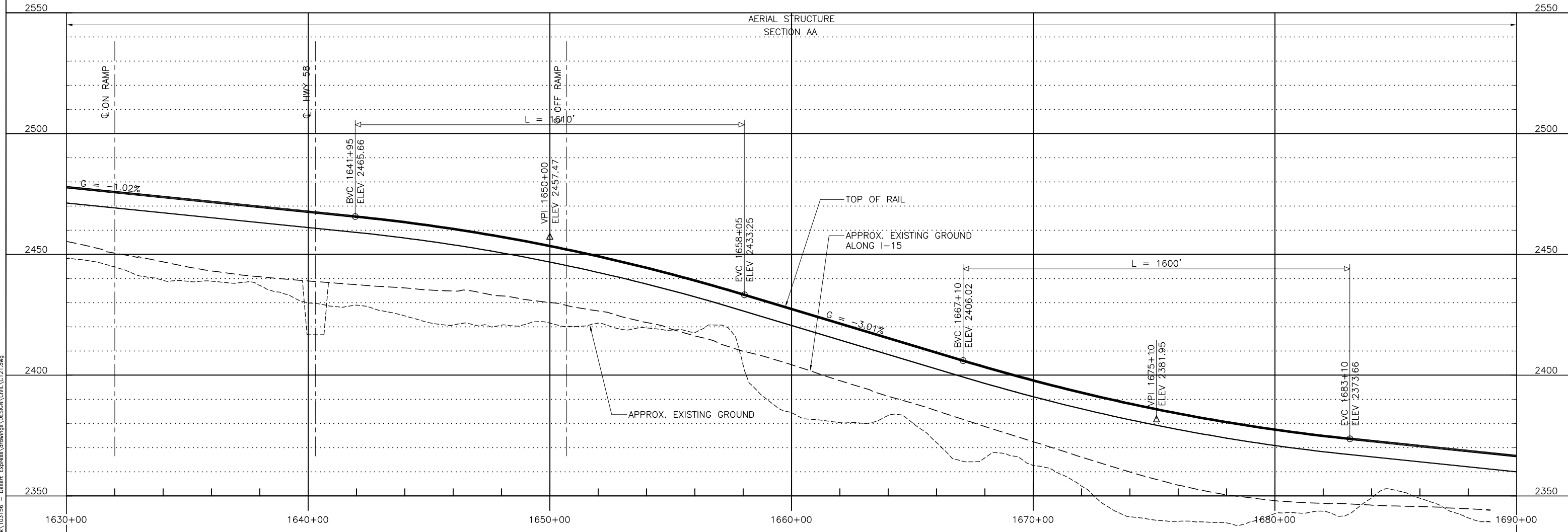
**DESERTXPRESS**  
VICTORVILLE TO LAS VEGAS  
PLAN AND PROFILE  
SEGMENT 2, ALTERNATIVE C  
STA. DX1 1570+00 TO DX1 1630+00  
SHEET 24C

CADD FILENAME C121.dwg		
SIZE D	SCALE 1"=200'H; 1"=20'V	
CONTRACT NO.		
REV. B	SHEET NO. C124C	PAGE NO.

Jun17 10:25pm L:\work\103156 - Desert Express\Drawings\DESIGN\CIVIL\C121.dwg  
 Feb 17, 2010 - 10:25pm L:\work\103156 - Desert Express\Drawings\DESIGN\CIVIL\C121.dwg



**PLAN**



**PROFILE**

REV	DATE	BY	SUB	APP	DESCRIPTION

DESIGNED BY  
T. LUNA  
DRAWN BY  
L. DIFUNTORUM  
CHECKED BY  
J. MAHER  
IN CHARGE  
J. MAHER  
DATE  
04JUN08

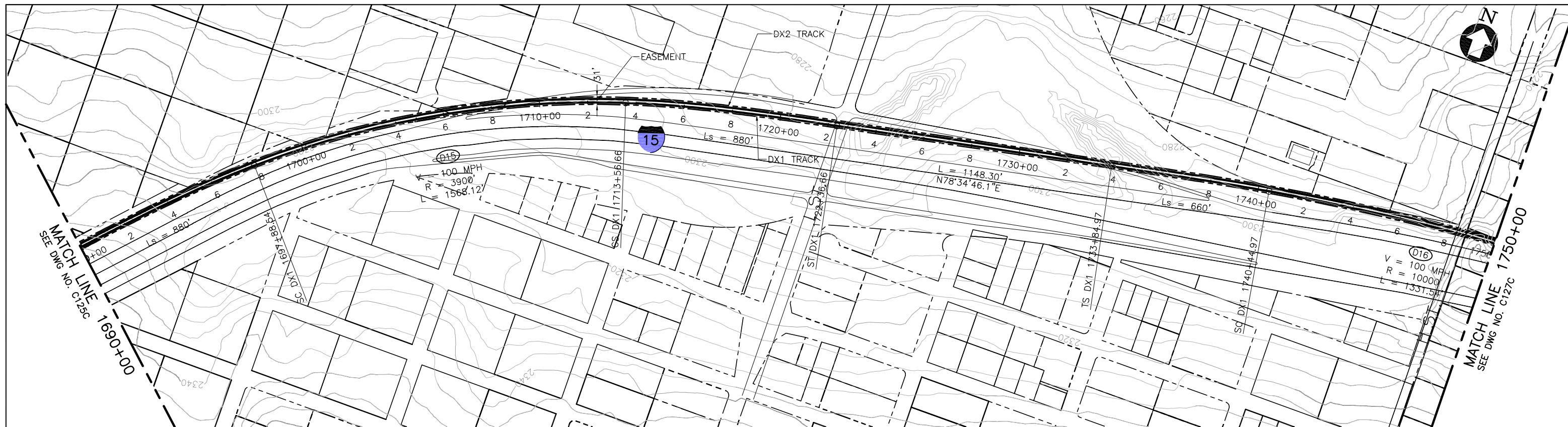
**EARTH TECH | AECOM**

2101 Webster St., Suite 1000  
Oakland, CA 94612  
Phone: (510) 419-6000  
Fax: (510) 419-5355  
S-A-1-12

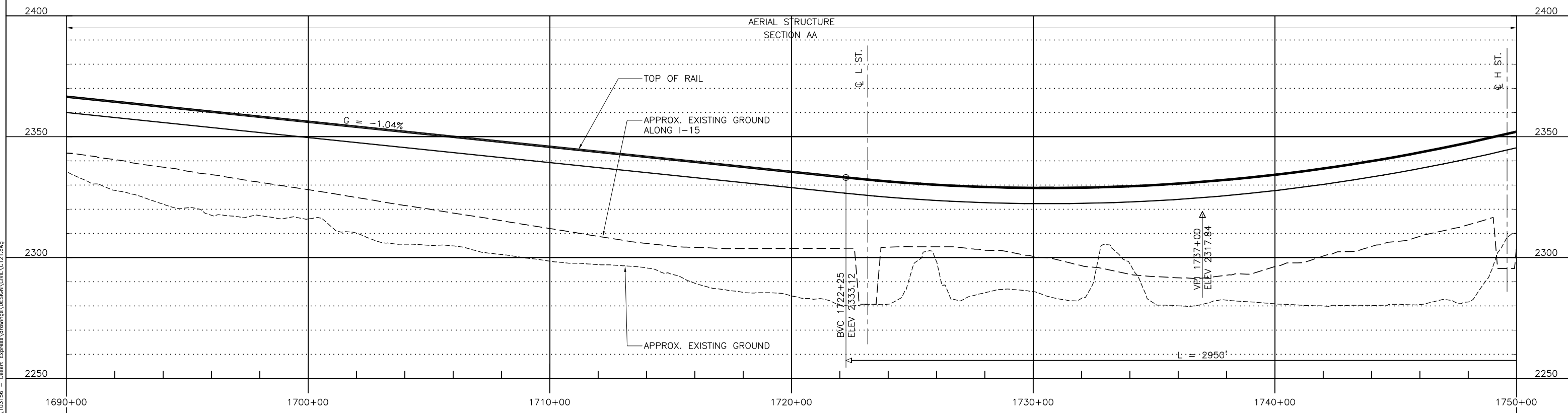
**DESERTXPRESS**  
VICTORVILLE TO LAS VEGAS  
PLAN AND PROFILE  
SEGMENT 2, ALTERNATIVE C  
STA. DX1 1630+00 TO DX1 1690+00  
SHEET 25C

CADD FILENAME C121.dwg		
SIZE D	SCALE 1"=200'H; 1"=20'V	CONTRACT NO.
REV. B	SHEET NO. C125C	PAGE NO.

Jun17, 2010 10:56pm L:\work\103156 - Desert Express\Drawings\DESIGN\CIVIL\C121.dwg



PLAN



PROFILE

Jun23 Feb 23, 2010 3:17pm L:\work\103156 - Desert Express Drawings\DESIGN\DWG\C121.dwg  
 L:\work\103156 - Desert Express Drawings\DESIGN\DWG\C121.dwg

REV	DATE	BY	SUB	APP	DESCRIPTION

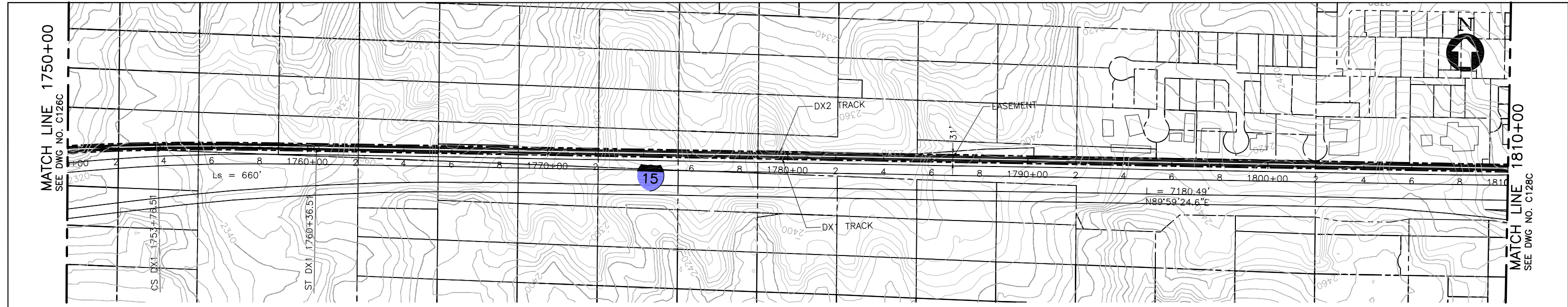
DESIGNED BY  
T. LUNA  
 DRAWN BY  
L. DIFUNTORUM  
 CHECKED BY  
J. MAHER  
 IN CHARGE  
J. MAHER  
 DATE  
04JUN08

**EARTH TECH | AECOM**

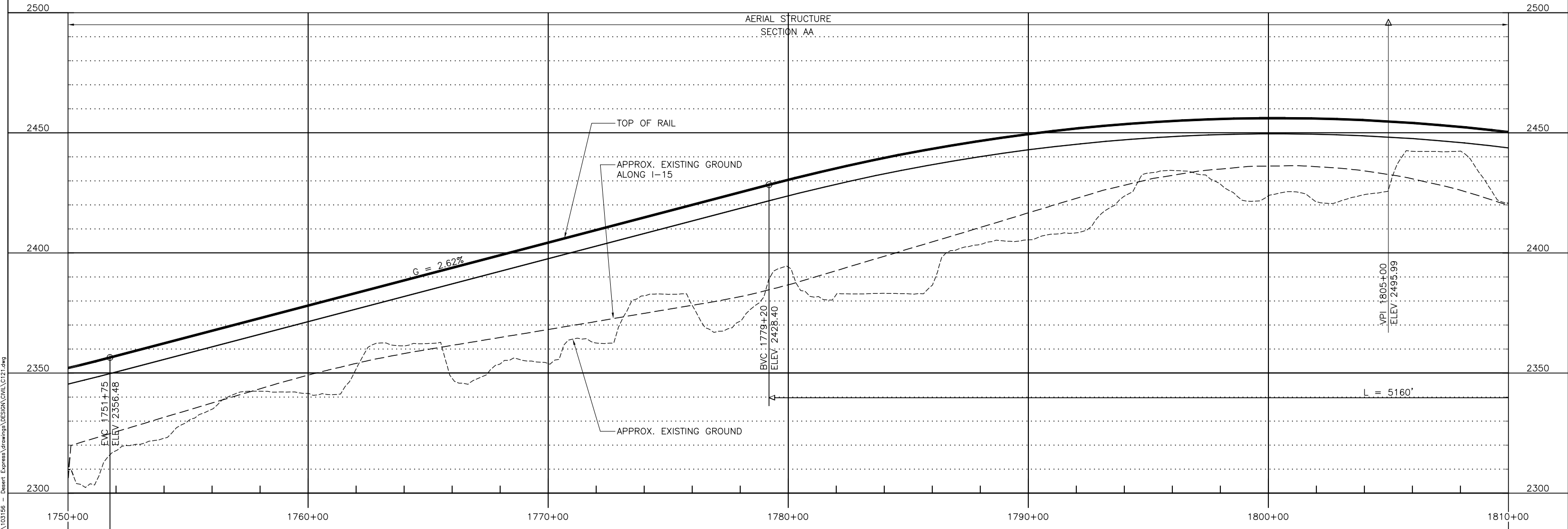
2101 Webster St., Suite 1000  
 Oakland, CA 94612  
 Phone: (510) 419-6000  
 Fax: (510) 419-5355  
 S-A-1-13

**DESERTXPRESS**  
 VICTORVILLE TO LAS VEGAS  
 PLAN AND PROFILE  
 SEGMENT 2, ALTERNATIVE C  
 STA. DX1 1690+00 TO DX1 1750+00  
 SHEET 26C

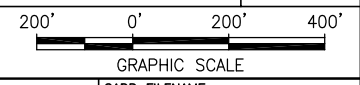
CADD FILENAME C121.dwg		
SIZE D	SCALE 1"=200'H; 1"=20'V	CONTRACT NO.
REV. B	SHEET NO. C126C	PAGE NO.



**PLAN**



**PROFILE**



Jun13 2:22pm L:\work\103156 - Desert Express Drawings\DESIGN\C121.dwg  
 Feb 23, 2010 - 3:21pm L:\work\103156 - Desert Express Drawings\DESIGN\C121.dwg

REV	DATE	BY	SUB	APP	DESCRIPTION

DESIGNED BY  
T. LUNA  
 DRAWN BY  
L. DIFUNTORUM  
 CHECKED BY  
J. MAHER  
 IN CHARGE  
J. MAHER  
 DATE  
04JUN08

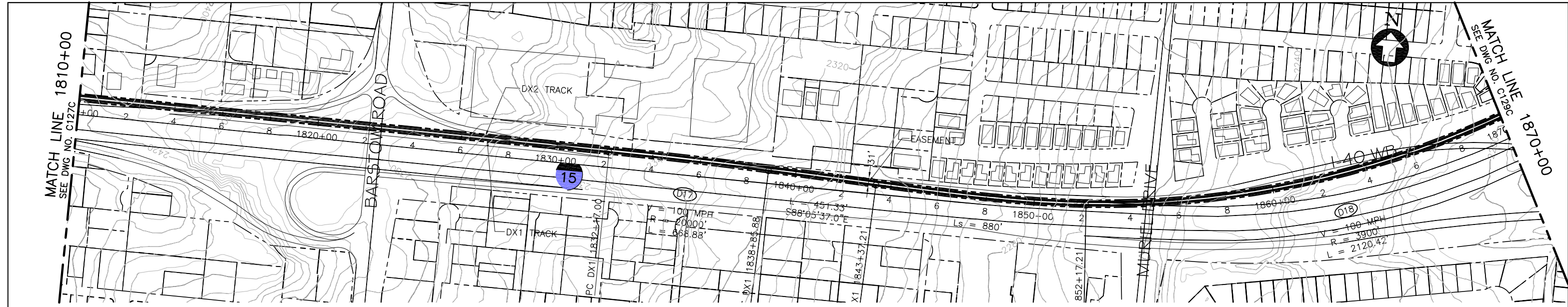
**EARTH TECH | AECOM**

2101 Webster St., Suite 1000  
 Oakland, CA 94612  
 Phone: (510) 419-6000  
 Fax: (510) 419-5355  
 S-A-1-14

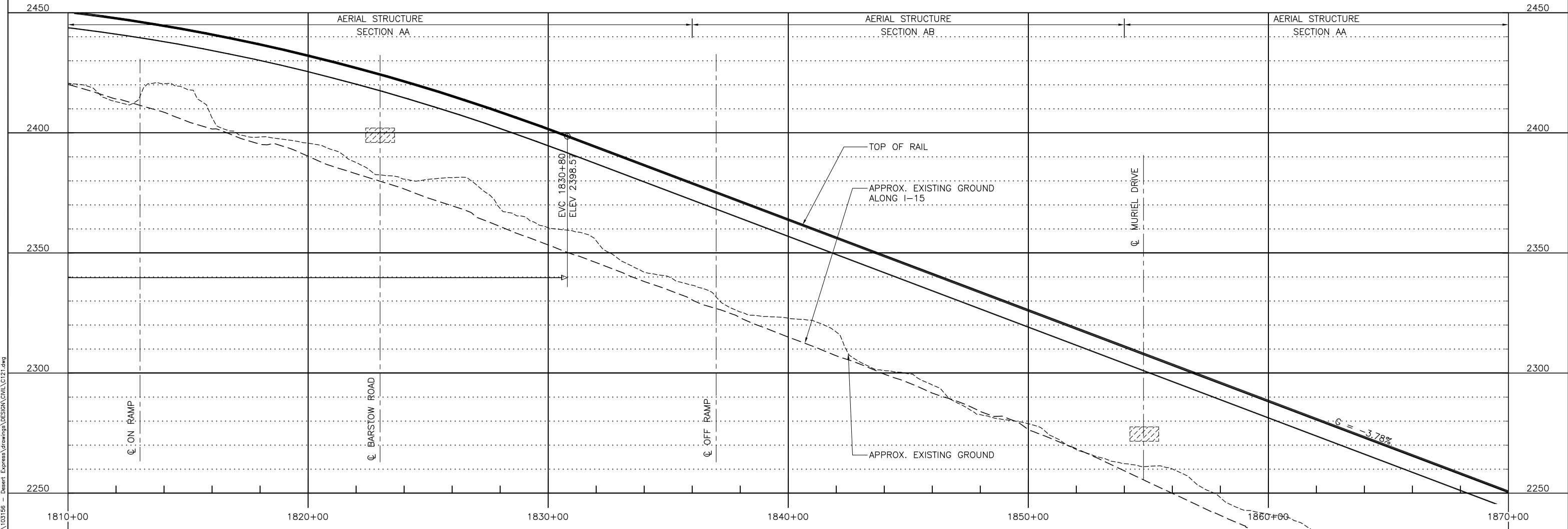
**DESERTXPRESS**  
 VICTORVILLE TO LAS VEGAS  
 PLAN AND PROFILE  
 SEGMENT 2, ALTERNATIVE C  
 STA. DX1 1750+00 TO DX1 1810+00  
 SHEET 27C

CADD FILENAME  
C121.dwg  
 SIZE SCALE  
D 1"=200'H; 1"=20'V  
 CONTRACT NO.  
 REV. SHEET NO. PAGE NO.  
 B C127C

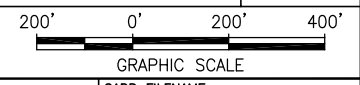




**PLAN**



**PROFILE**



Jun13 2:24pm L:\work\103156 - Desert Express Drawings\DESIGN\DWG\C121.dwg  
 Feb 23, 2010 - 3:24pm L:\work\103156 - Desert Express Drawings\DESIGN\DWG\C121.dwg

REV	DATE	BY	SUB	APP	DESCRIPTION

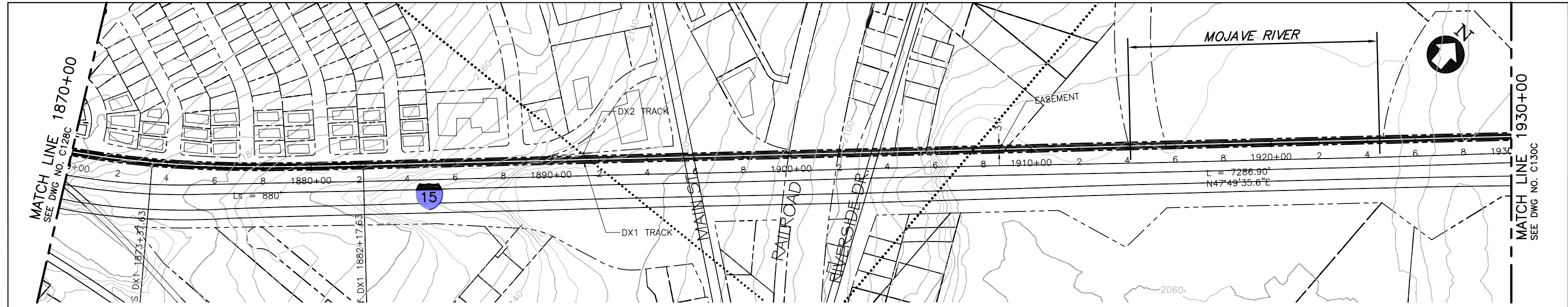
DESIGNED BY  
T. LUNA  
 DRAWN BY  
L. DIFUNTORUM  
 CHECKED BY  
J. MAHER  
 IN CHARGE  
J. MAHER  
 DATE  
04JUN08

**EARTH TECH | AECOM**

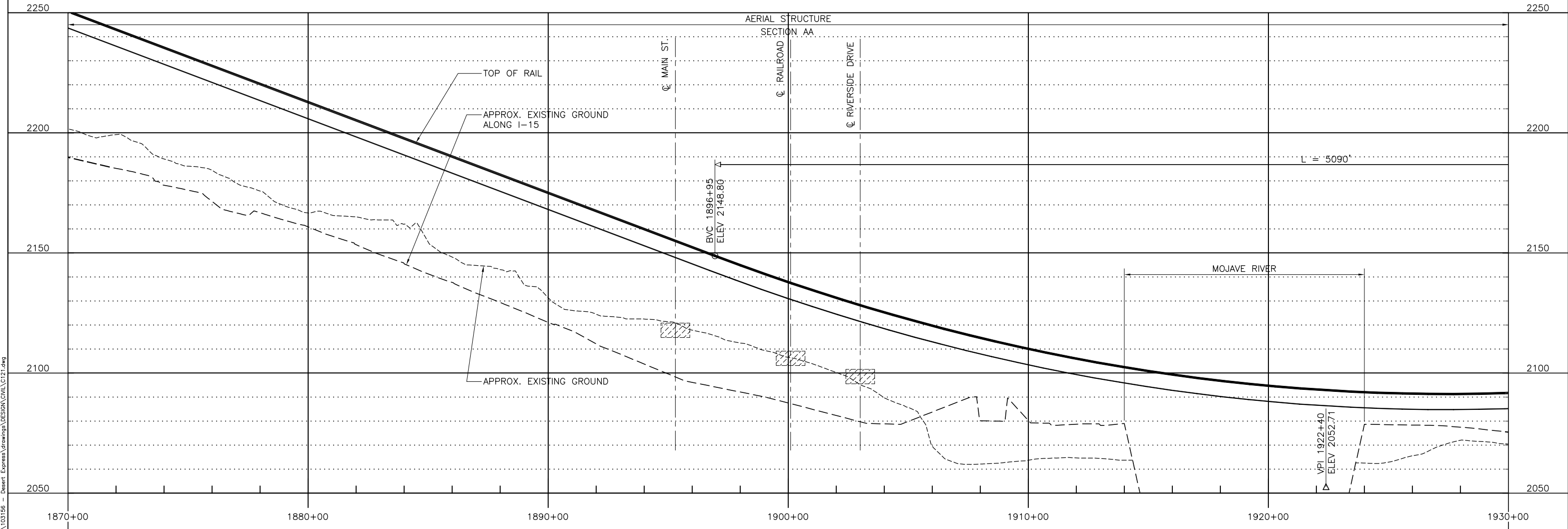
2101 Webster St., Suite 1000  
 Oakland, CA 94612  
 Phone: (510) 419-6000  
 Fax: (510) 419-5355  
 S-A-1-15

**DESERT EXPRESS**  
**VICTORVILLE TO LAS VEGAS**  
 PLAN AND PROFILE  
 SEGMENT 2, ALTERNATIVE C  
 STA. DX1 1810+00 TO DX1 1870+00  
 SHEET 28C

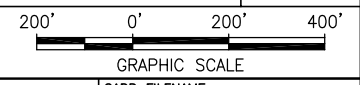
CADD FILENAME C121.dwg		
SIZE D	SCALE 1"=200'H; 1"=20'V	
CONTRACT NO.		
REV. B	SHEET NO. C128C	PAGE NO.



**PLAN**



**PROFILE**



Jun13 Feb 23, 2010 3:25pm L:\work\103156 - Desert Express Drawings\DESIGN\DWG\C121.dwg

REV	DATE	BY	SUB	APP	DESCRIPTION

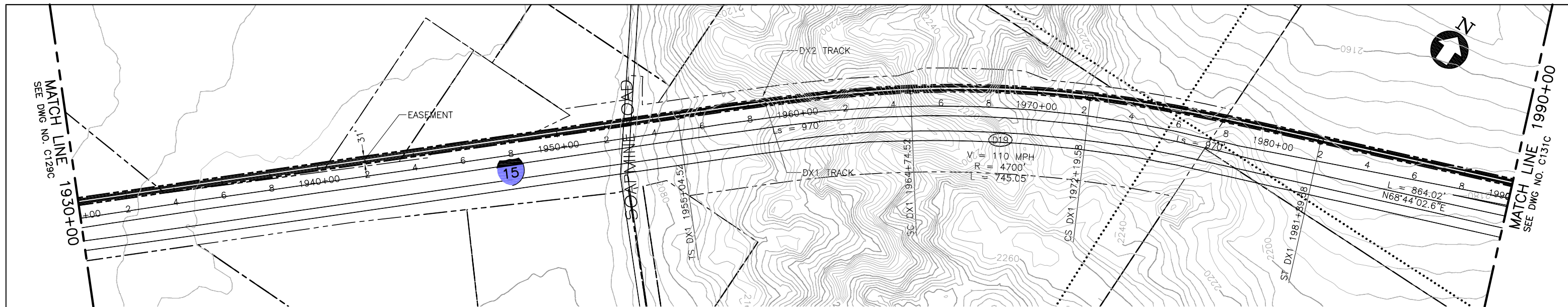
DESIGNED BY  
T. LUNA  
 DRAWN BY  
L. DIFUNTORUM  
 CHECKED BY  
J. MAHER  
 IN CHARGE  
J. MAHER  
 DATE  
04JUN08

**EARTH TECH | AECOM**

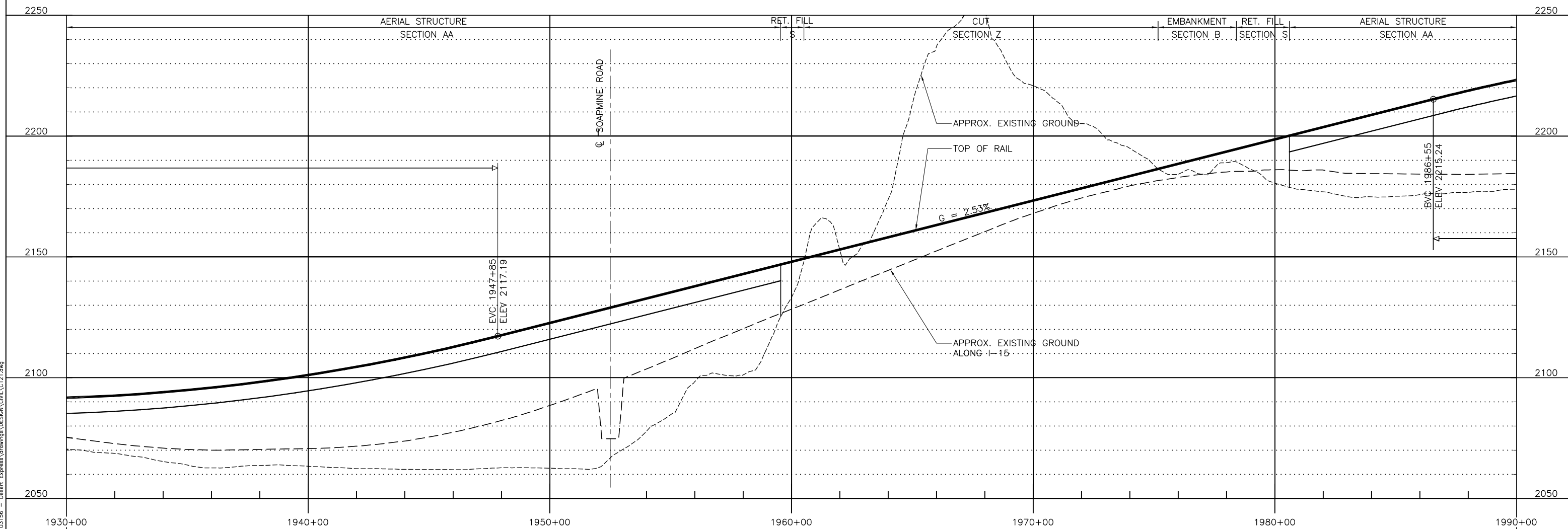
2101 Webster St., Suite 1000  
 Oakland, CA 94612  
 Phone: (510) 419-6000  
 Fax: (510) 419-5355  
 S-A-1-16

**DESERT EXPRESS**  
 VICTORVILLE TO LAS VEGAS  
 PLAN AND PROFILE  
 SEGMENT 2, ALTERNATIVE C  
 STA. DX1 1870+00 TO DX1 1930+00  
 SHEET 29C

CADD FILENAME C121.dwg		
SIZE D	SCALE 1"=200'H; 1"=20'V	CONTRACT NO.
REV. B	SHEET NO. C129C	PAGE NO.



PLAN



PROFILE

Jun14 Feb 23, 2010 3:25pm L:\work\103156 - Desert Express Drawings\DESIGN\DWG\C121.dwg

REV	DATE	BY	SUB	APP	DESCRIPTION

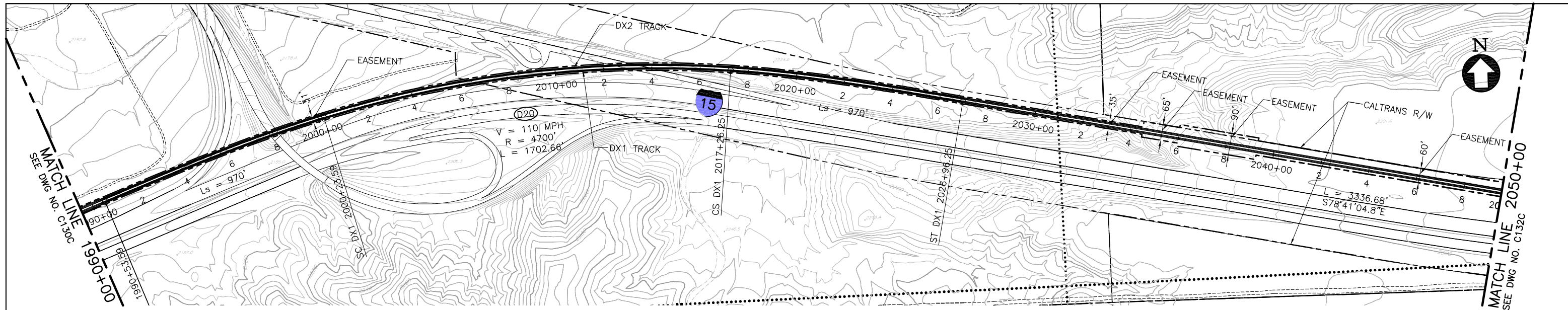
DESIGNED BY  
T. LUNA  
 DRAWN BY  
L. DIFUNTORUM  
 CHECKED BY  
J. MAHER  
 IN CHARGE  
J. MAHER  
 DATE  
04JUN08

**EARTH TECH | AECOM**

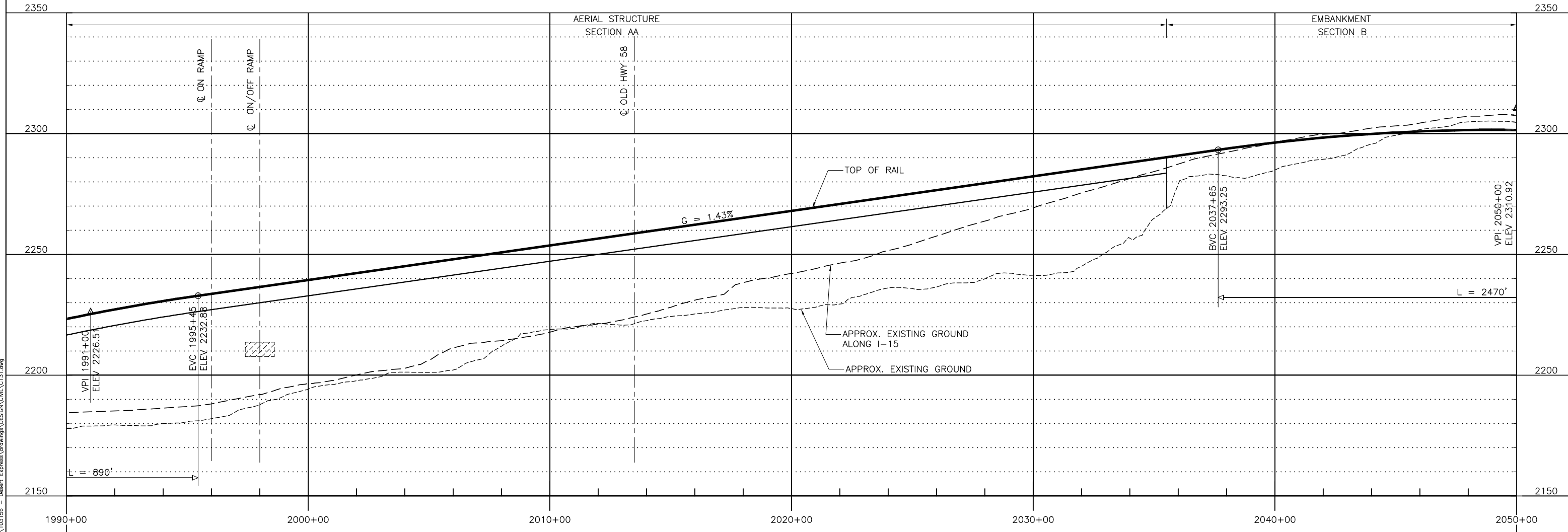
2101 Webster St., Suite 1000  
 Oakland, CA 94612  
 Phone: (510) 419-6000  
 Fax: (510) 419-5355  
 S-A-1-17

**DESERTXPRESS**  
 VICTORVILLE TO LAS VEGAS  
 PLAN AND PROFILE  
 SEGMENT 2, ALTERNATIVE C  
 STA. DX1 1930+00 TO DX1 1990+00  
 SHEET 30C

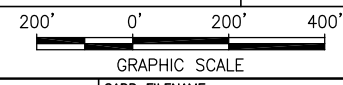
CADD FILENAME C121.dwg		
SIZE D	SCALE 1"=200'H; 1"=20'V	CONTRACT NO.
REV. B	SHEET NO. C130C	PAGE NO.



PLAN



PROFILE



REV	DATE	BY	SUB	APP	DESCRIPTION

DESIGNED BY  
T. LUNA  
DRAWN BY  
L. DIFUNTORUM  
CHECKED BY  
J. MAHER  
IN CHARGE  
J. MAHER  
DATE  
04JUN08

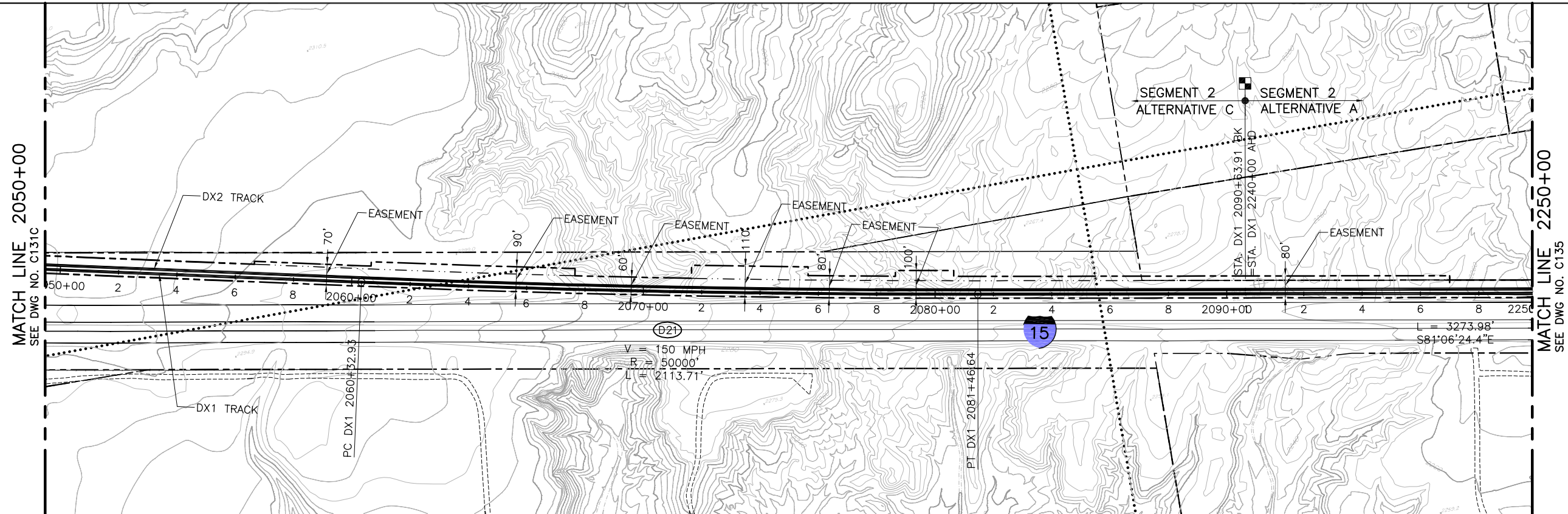
**EARTH TECH | AECOM**

2101 Webster St., Suite 1000  
Oakland, CA 94612  
Phone: (510) 419-6000  
Fax: (510) 419-5355  
S-A-1-18

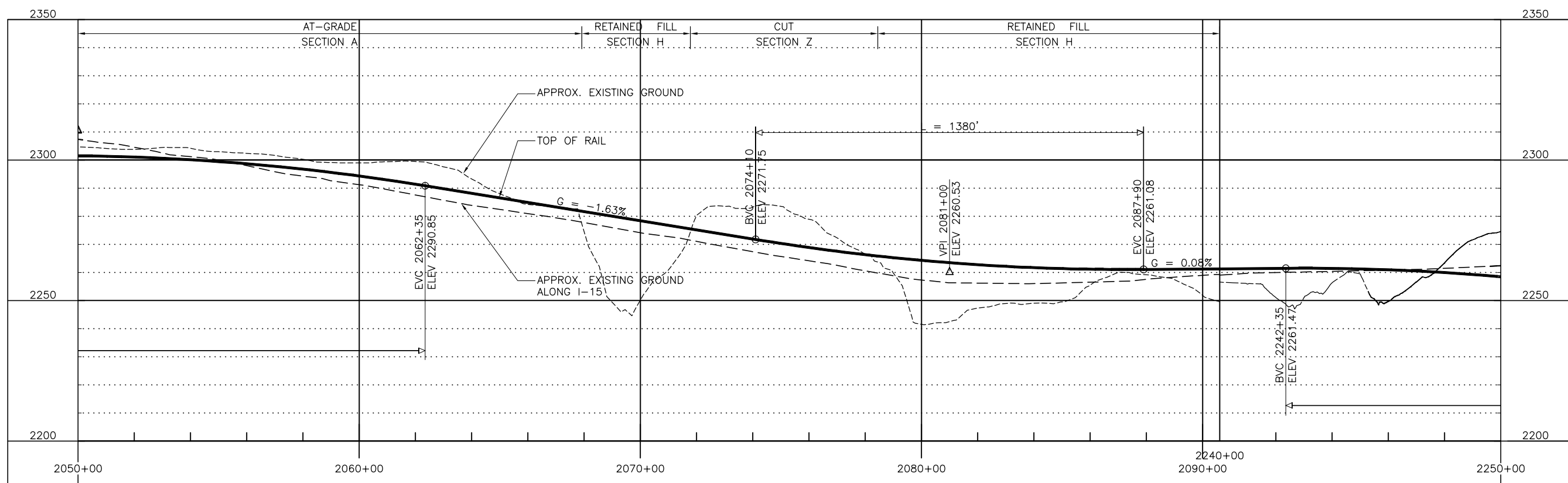
**DESERTXPRESS**  
VICTORVILLE TO LAS VEGAS  
PLAN AND PROFILE  
SEGMENT 2, ALTERNATIVE C  
STA. DX1 1990+00 TO DX1 2050+00  
SHEET 31C

CADD FILENAME C131.dwg		
SIZE D	SCALE 1"=200'H; 1"=20'V	CONTRACT NO.
REV. B	SHEET NO. C131C	PAGE NO.

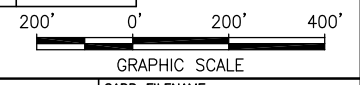
Jun18 Feb 23, 2010 3:35pm L:\work\103156 - Desert Express Drawings\DESIGN\DWG\C131.dwg



PLAN



PROFILE



Jun13 2:33:10 PM L:\work\103156 - Desert Express Drawings\DESIGN\CWL\C131.dwg  
 Feb 23, 2010 - 3:31pm L:\work\103156 - Desert Express Drawings\DESIGN\CWL\C131.dwg

REV	DATE	BY	SUB	APP	DESCRIPTION

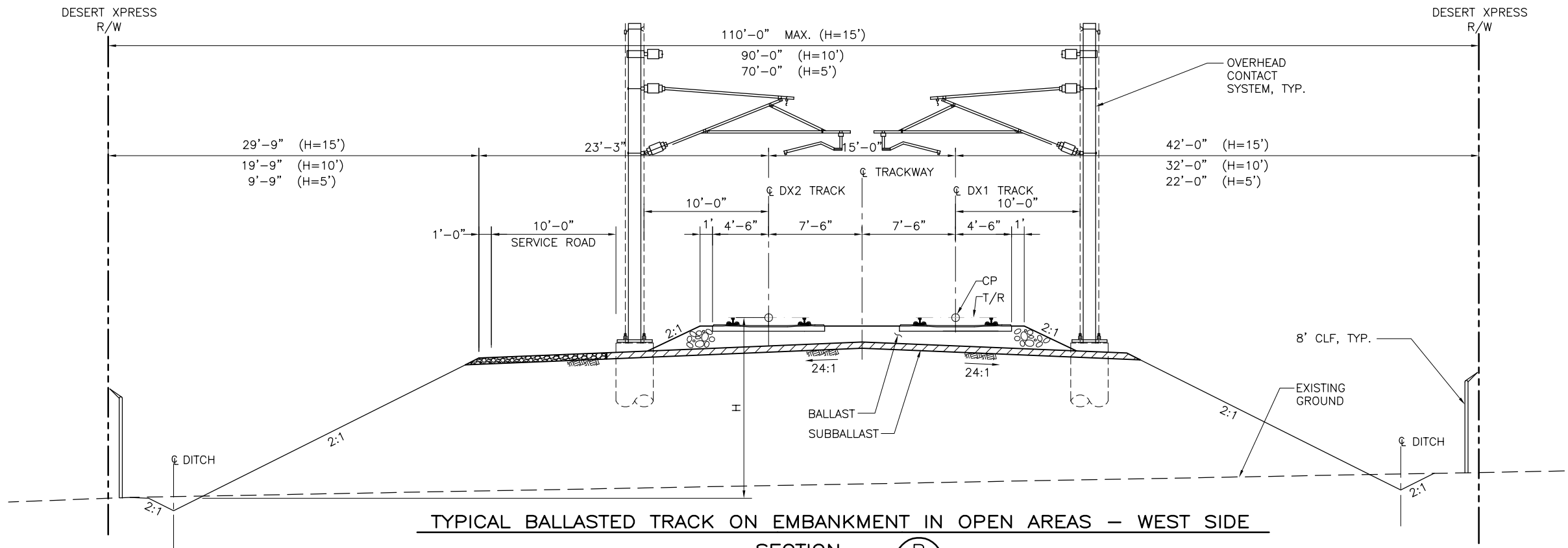
DESIGNED BY T. LUNA
DRAWN BY L. DIFUNTORUM
CHECKED BY J. MAHER
IN CHARGE J. MAHER
DATE 04JUN08

**EARTH TECH | AECOM**

2101 Webster St., Suite 1000  
 Oakland, CA 94612  
 Phone: (510) 419-6000  
 Fax: (510) 419-5355  
 S-A-1-19

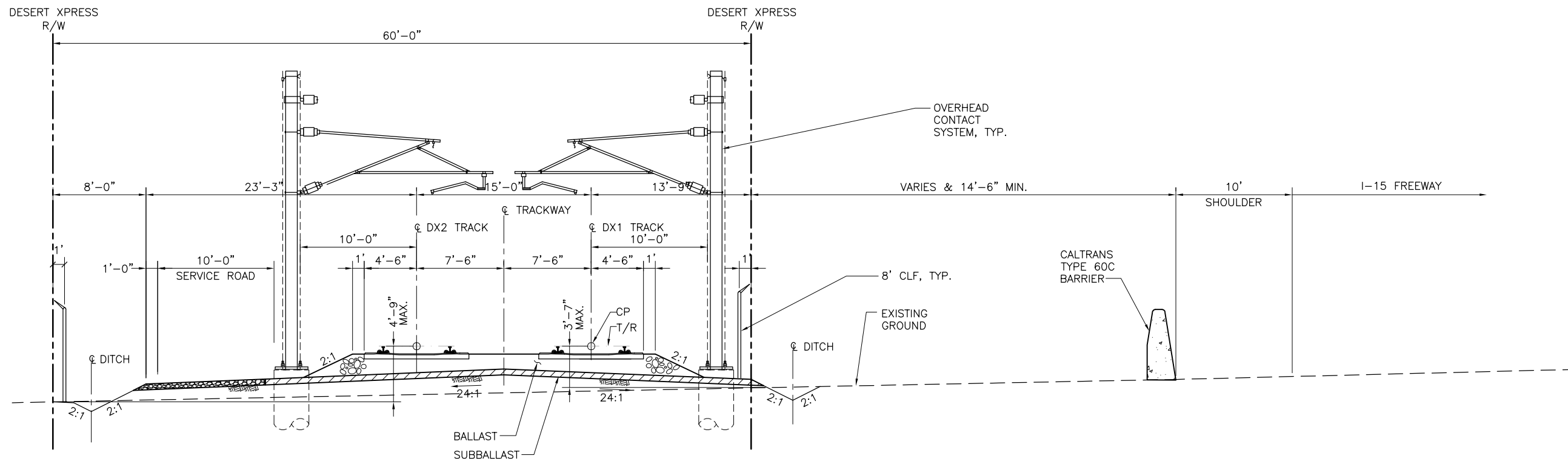
**DESERTXPRESS**  
 VICTORVILLE TO LAS VEGAS  
 PLAN AND PROFILE  
 SEGMENT 2, ALTERNATIVE C  
 STA. DX1 2050+00 TO DX1 2250+00  
 SHEET 32C

CADD FILENAME C131.dwg		
SIZE D	SCALE 1"=200'H; 1"=20'V	
CONTRACT NO.		
REV. B	SHEET NO. C132C	PAGE NO.



TYPICAL BALLASTED TRACK ON EMBANKMENT IN OPEN AREAS – WEST SIDE

SECTION B  
SCALE: 1"=5'



TYPICAL BALLASTED TRACK AT-GRADE ALONG WEST SIDE OF I-15

SECTION A  
SCALE: 1"=5'

Jun14 Feb 05, 2010 11:28am L:\work\103156 - Desert Express\Drawings\DESIGN\CIVIL\C501.dwg

REV	DATE	BY	SUB	APP	DESCRIPTION

DESIGNED BY  
T. LUNA  
 DRAWN BY  
T. LUNA  
 CHECKED BY  
J. MAHER  
 IN CHARGE  
C. BARBER  
 DATE  
11AUG08

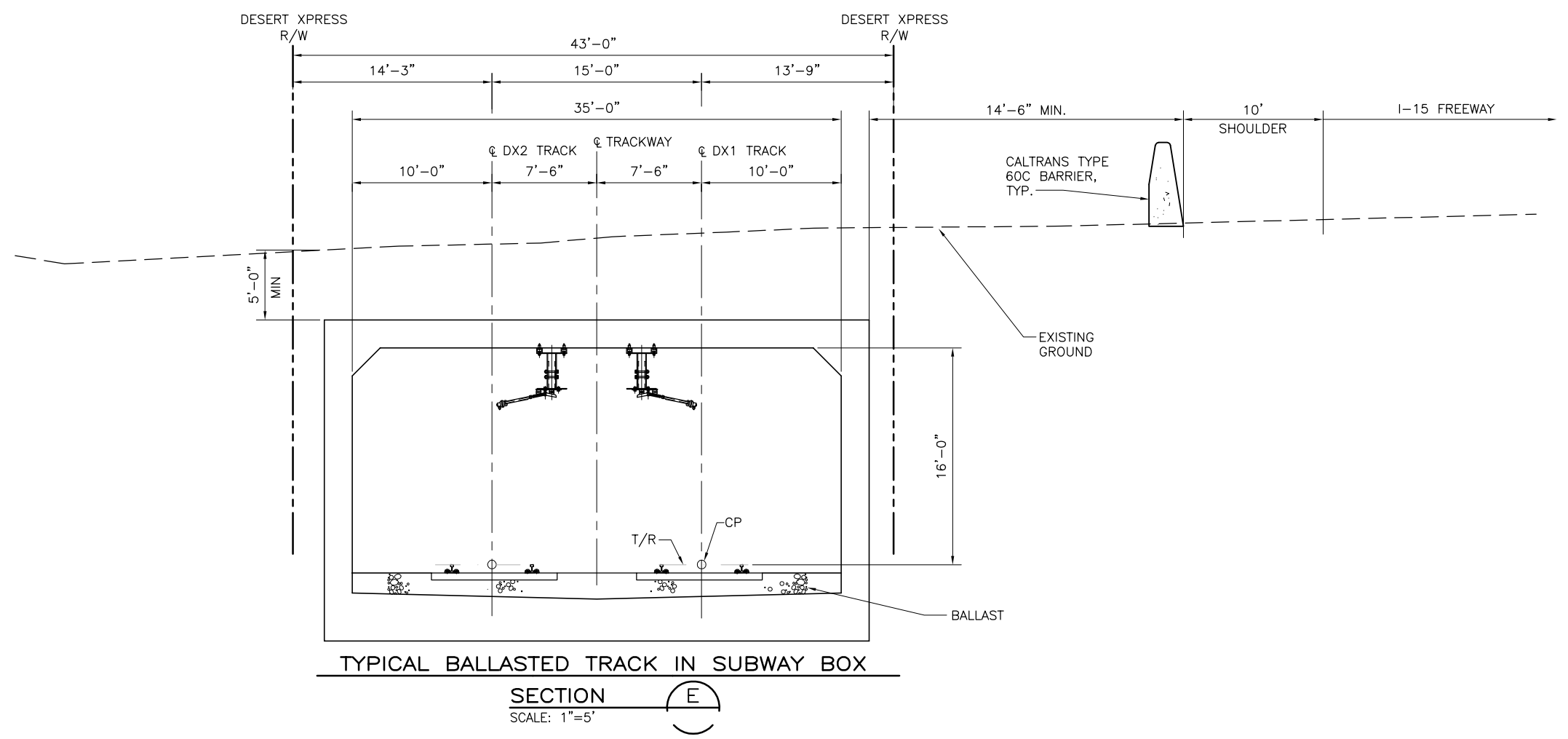
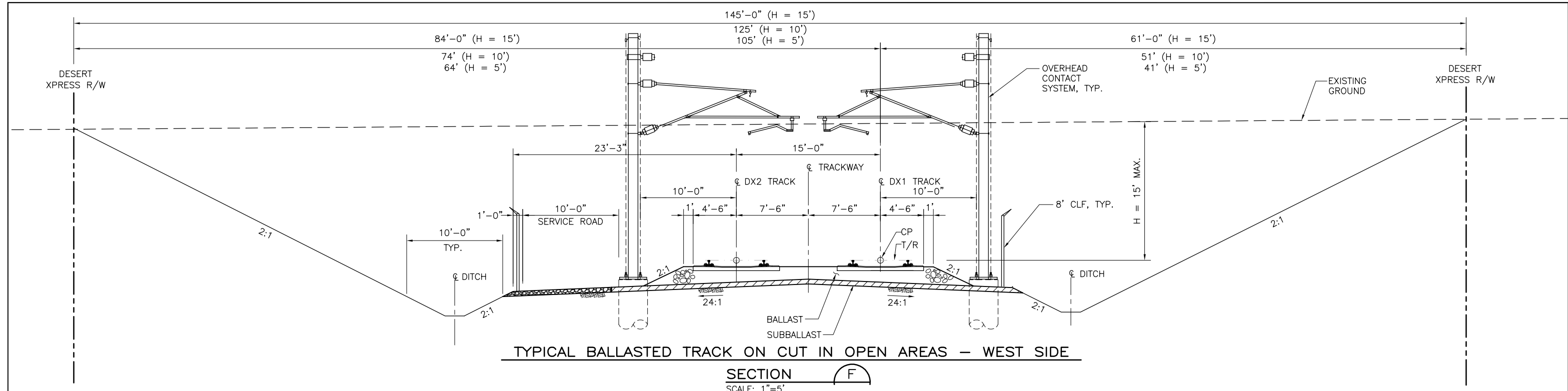
**EARTH TECH | AECOM**

2101 Webster St., Suite 1000  
 Oakland, CA 94612  
 Phone: (510) 419-6000  
 Fax: (510) 419-5355  
 S-A-1-20

**DESERTXPRESS**  
 VICTORVILLE TO LAS VEGAS  
 TYPICAL SECTIONS

SHEET 1

CADD FILENAME C501.dwg		
SIZE D	SCALE 1"=5'-0"	
CONTRACT NO.		
REV. B	SHEET NO. C501	PAGE NO.



REV	DATE	BY	SUB	APP	DESCRIPTION

DESIGNED BY  
T. LUNA  
DRAWN BY  
T. LUNA  
CHECKED BY  
J. MAHER  
IN CHARGE  
C. BARBER  
DATE  
11AUG08

**EARTH TECH | AECOM**

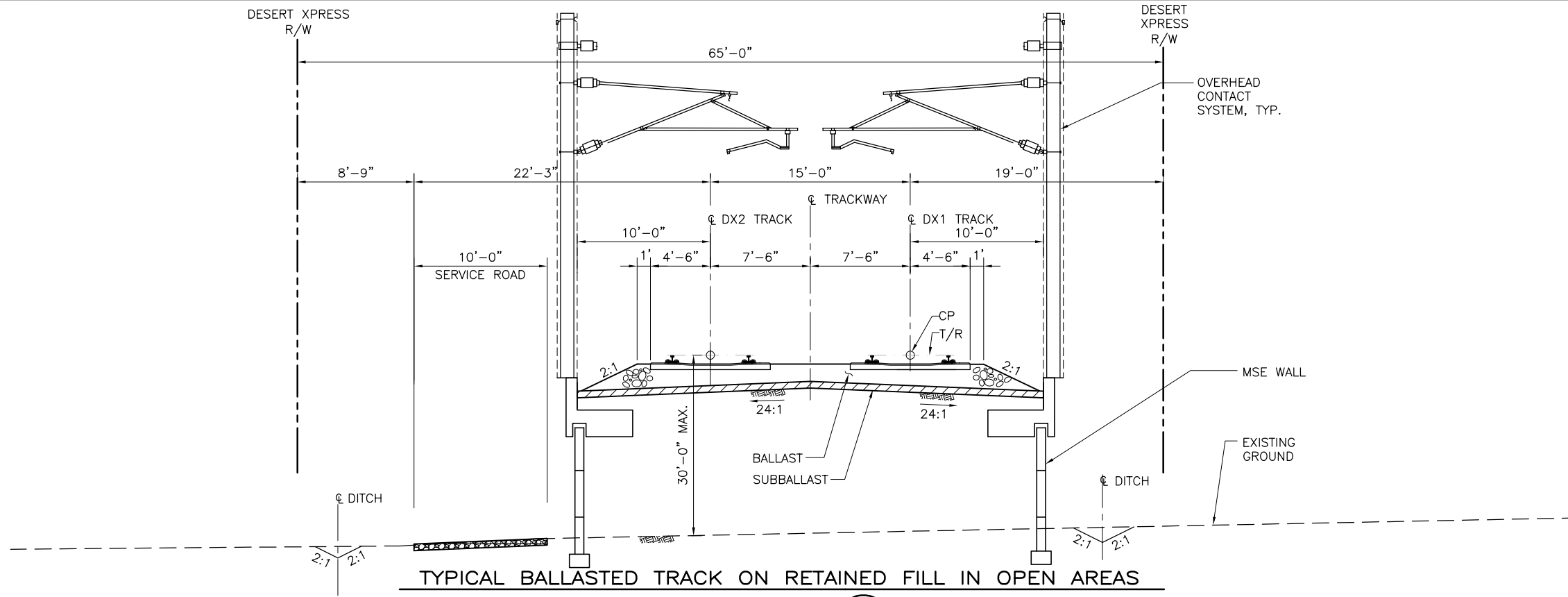
2101 Webster St., Suite 1000  
Oakland, CA 94612  
Phone: (510) 419-6000  
Fax: (510) 419-5355  
S-A-1-21

**DESERT Xpress**  
VICTORVILLE TO LAS VEGAS  
TYPICAL SECTIONS

SHEET 3

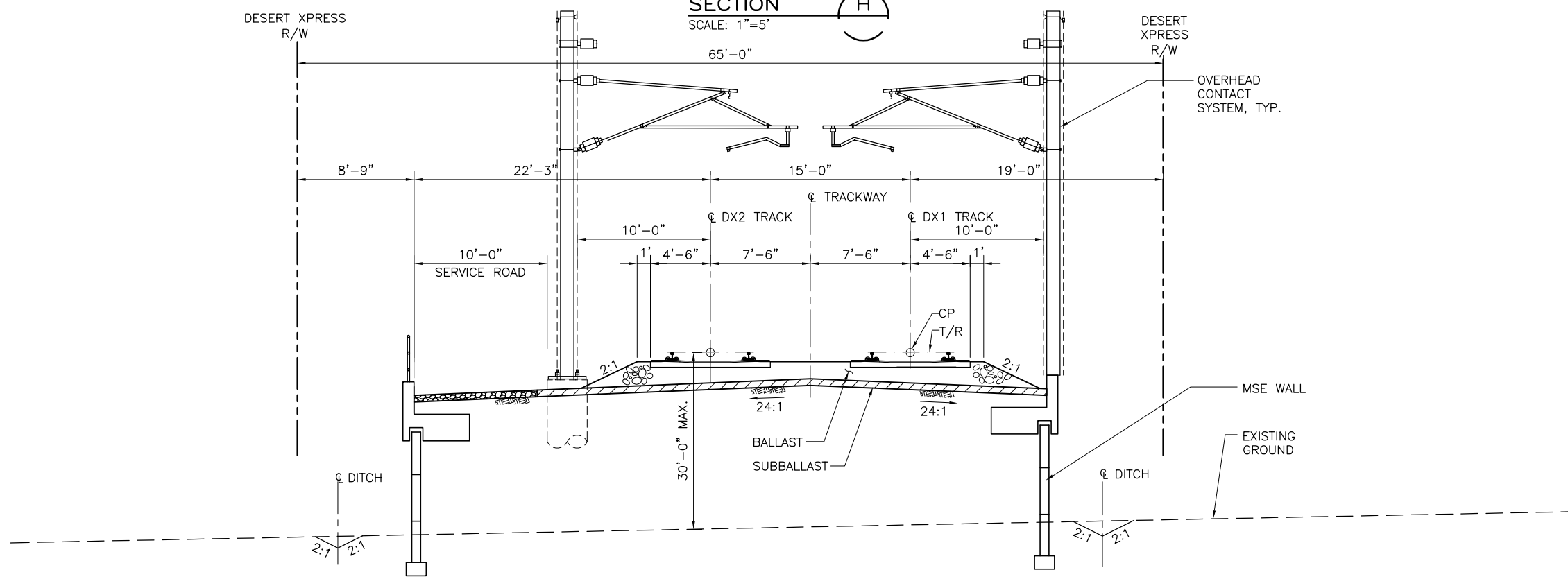
CADD FILENAME C503.dwg		
SIZE D	SCALE 1"=5'-0"	
CONTRACT NO.		
REV. B	SHEET NO. C503	PAGE NO.

Jun14 Feb 05, 2010 11:30am L:\work\103156 - Desert Express\Drawings\DESIGN\CIVIL\C503.dwg



TYPICAL BALLASTED TRACK ON RETAINED FILL IN OPEN AREAS

SECTION H  
SCALE: 1"=5'



TYPICAL BALLASTED TRACK ON RETAINED FILL WITH SERVICE ROAD IN OPEN AREAS - WEST SIDE

SECTION G  
SCALE: 1"=5'

Jun16 Feb 05, 2010 11:31am L:\work\103156 - Desert Express\Drawings\DESIGN\CIVIL\C504.dwg

REV	DATE	BY	SUB	APP	DESCRIPTION

DESIGNED BY  
T. LUNA  
 DRAWN BY  
T. LUNA  
 CHECKED BY  
J. MAHER  
 IN CHARGE  
C. BARBER  
 DATE  
11AUG08

**EARTH TECH | AECOM**

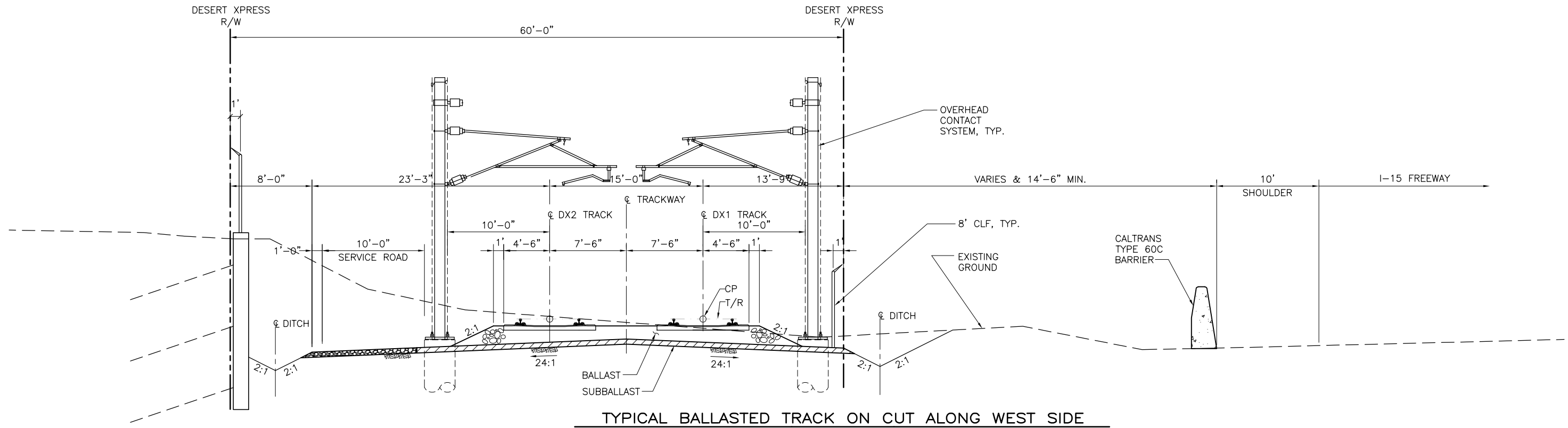
2101 Webster St., Suite 1000  
 Oakland, CA 94612  
 Phone: (510) 419-6000  
 Fax: (510) 419-5355  
 S-A-1-22

**DESERT XPRESS**  
 VICTORVILLE TO LAS VEGAS  
 TYPICAL SECTIONS

SHEET 4

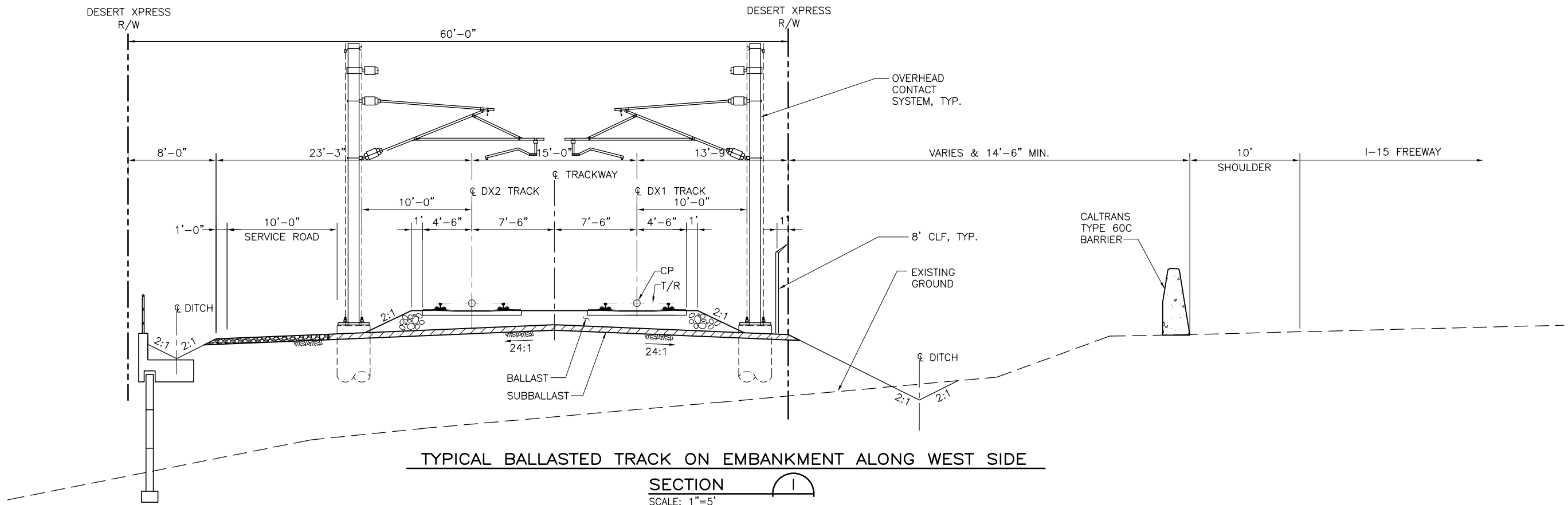
CADD FILENAME C504.dwg		
SIZE D	SCALE 1"=5'-0"	
CONTRACT NO.		
REV. B	SHEET NO. C504	PAGE NO.





TYPICAL BALLASTED TRACK ON CUT ALONG WEST SIDE

SECTION J  
SCALE: 1"=5'



TYPICAL BALLASTED TRACK ON EMBANKMENT ALONG WEST SIDE

SECTION I  
SCALE: 1"=5'

Jun14 Feb 05, 2010 11:31am L:\work\103156 - Desert Express\Drawings\DESIGN\CIVIL\C505.dwg

REV	DATE	BY	SUB	APP	DESCRIPTION

DESIGNED BY  
T. LUNA  
 DRAWN BY  
T. LUNA  
 CHECKED BY  
J. MAHER  
 IN CHARGE  
C. BARBER  
 DATE  
19SEP08

**EARTH TECH | AECOM**

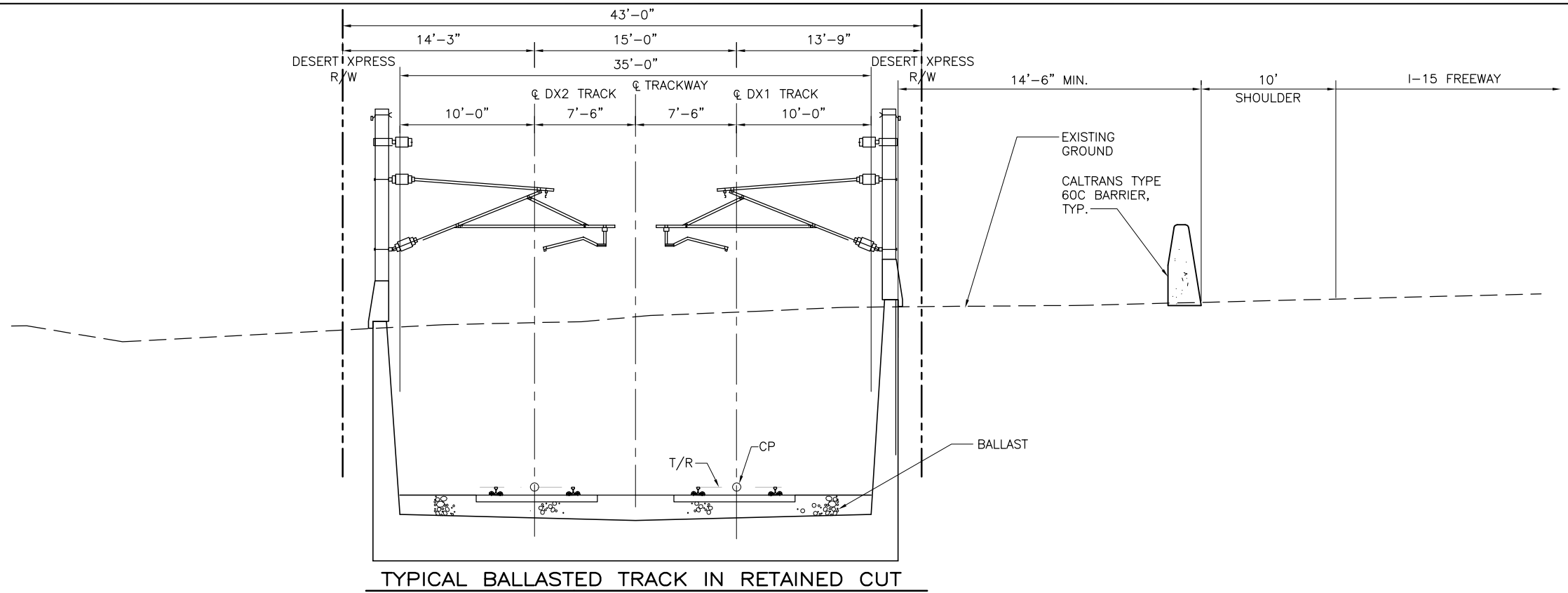
2101 Webster St., Suite 1000  
 Oakland, CA 94612  
 Phone: (510) 419-6000  
 Fax: (510) 419-5355  
 S-A-1-23

**DESERT Xpress**  
 VICTORVILLE TO LAS VEGAS  
 TYPICAL SECTIONS

SHEET 5

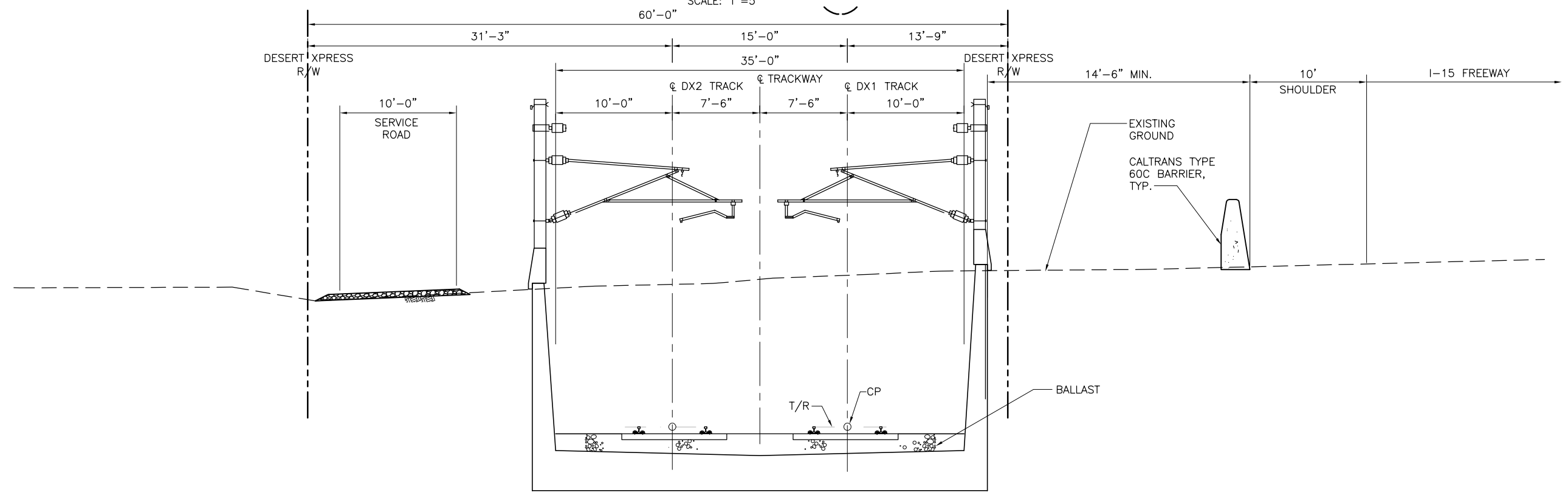
CADD FILENAME C505.dwg		
SIZE D	SCALE 1"=5'-0"	
CONTRACT NO.		
REV. B	SHEET NO. C505	PAGE NO.

Jun 05, 2010 11:32am L:\work\103156 - Desert Express\Drawings\DESIGN\CIVIL\C506.dwg



TYPICAL BALLASTED TRACK IN RETAINED CUT

SECTION **K1**  
SCALE: 1"=5'



TYPICAL BALLASTED TRACK IN RETAINED CUT

SECTION **K**  
SCALE: 1"=5'

REV	DATE	BY	SUB	APP	DESCRIPTION

DESIGNED BY  
T. LUNA  
 DRAWN BY  
T. LUNA  
 CHECKED BY  
J. MAHER  
 IN CHARGE  
C. BARBER  
 DATE  
19SEP08

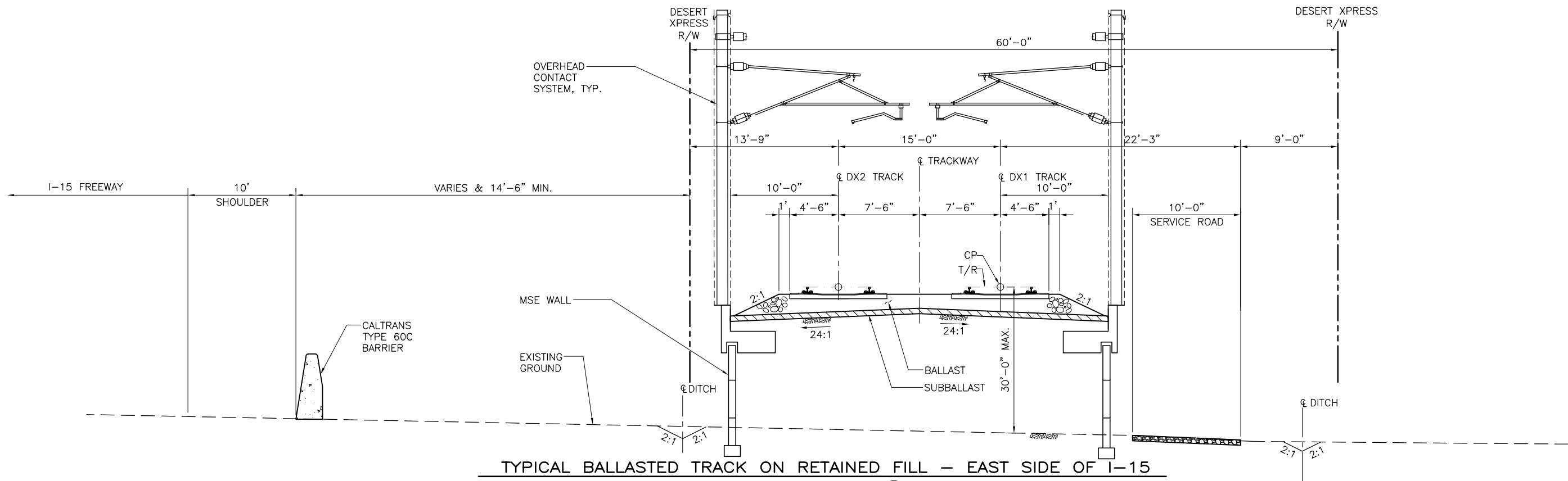
**EARTH TECH | AECOM**

2101 Webster St., Suite 1000  
 Oakland, CA 94612  
 Phone: (510) 419-6000  
 Fax: (510) 419-5355  
 S-A-1-24

**DESERT Xpress**  
 VICTORVILLE TO LAS VEGAS  
 TYPICAL SECTIONS

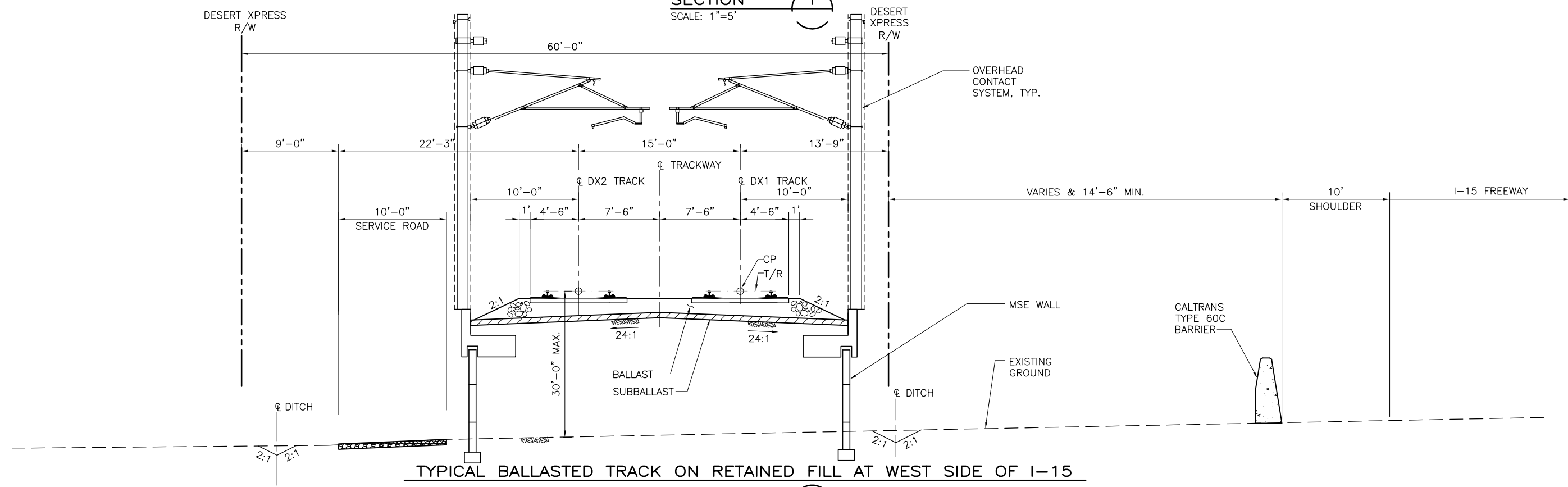
SHEET 6

CADD FILENAME C506.dwg		
SIZE D	SCALE 1"=5'-0"	
CONTRACT NO.		
REV. <b>B</b>	SHEET NO. <b>C506</b>	PAGE NO.



TYPICAL BALLASTED TRACK ON RETAINED FILL – EAST SIDE OF I-15

SECTION T  
SCALE: 1"=5'



TYPICAL BALLASTED TRACK ON RETAINED FILL AT WEST SIDE OF I-15

SECTION S  
SCALE: 1"=5'

Jun14 Feb 05, 2010 11:34am L:\work\103156 - Desert Express\Drawings\DESIGN\Civil\C511.dwg

REV	DATE	BY	SUB	APP	DESCRIPTION

DESIGNED BY T. LUNA
DRAWN BY T. LUNA
CHECKED BY J. MAHER
IN CHARGE C. BARBER
DATE 19SEP08

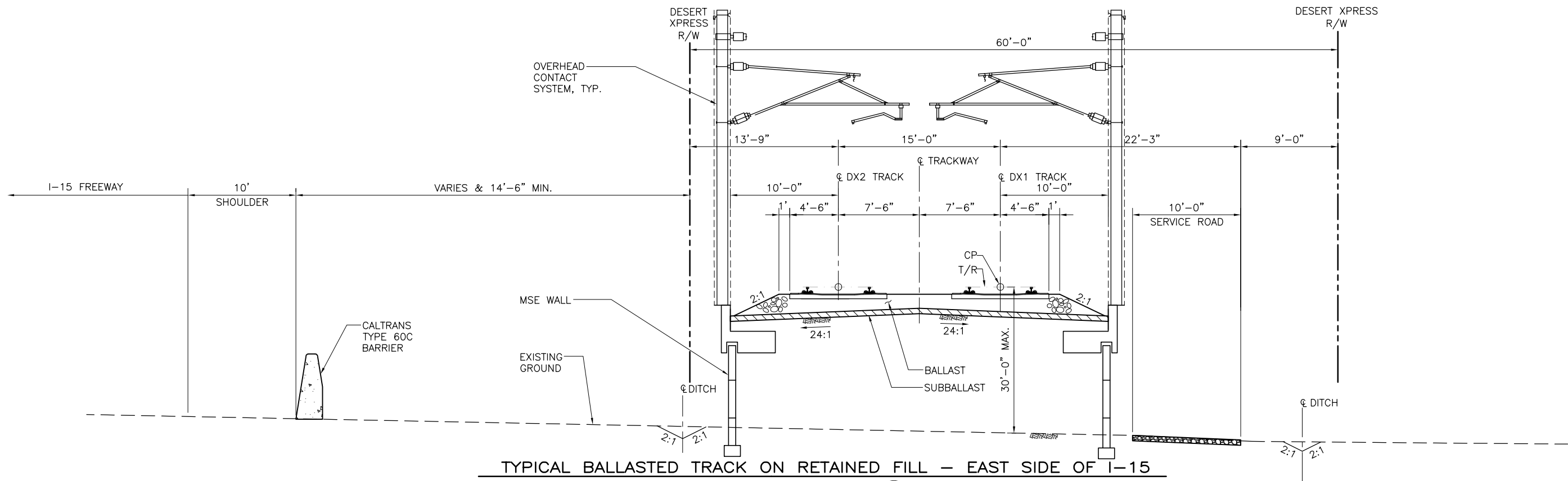
**EARTH TECH | AECOM**

2101 Webster St., Suite 1000  
Oakland, CA 94612  
Phone: (510) 419-6000  
Fax: (510) 419-5355  
S-A-1-25

**DESERT Xpress**  
VICTORVILLE TO LAS VEGAS  
TYPICAL SECTIONS

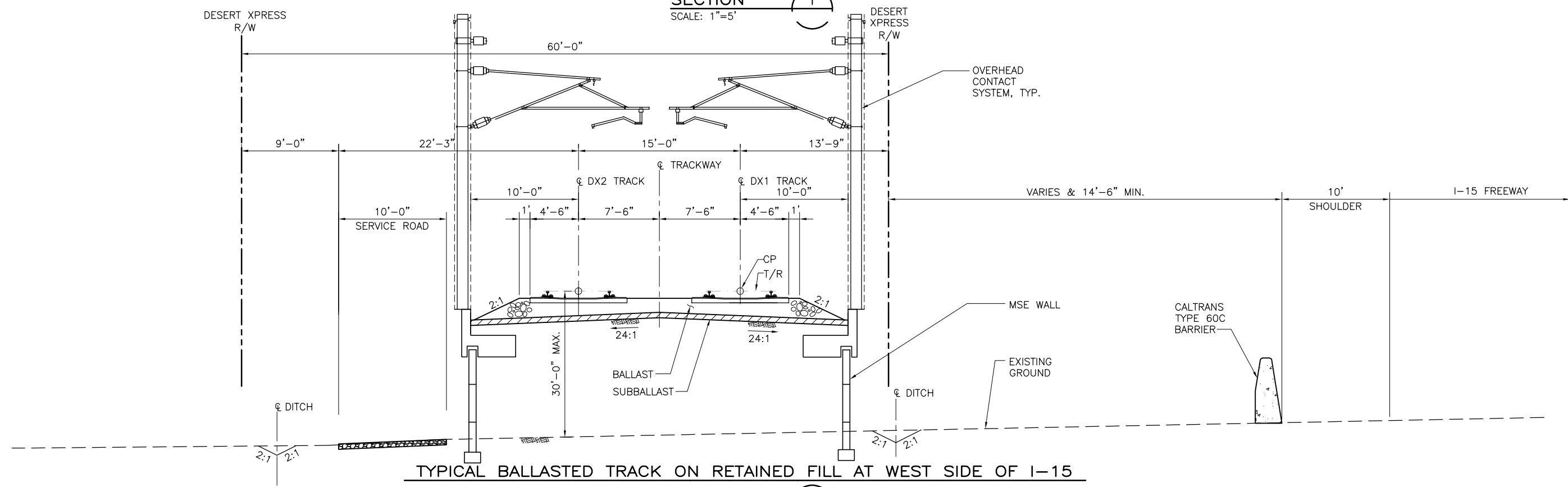
SHEET 11

CADD FILENAME C511.dwg		
SIZE D	SCALE 1"=5'-0"	
CONTRACT NO.		
REV. B	SHEET NO. C511	PAGE NO.



TYPICAL BALLASTED TRACK ON RETAINED FILL – EAST SIDE OF I-15

SECTION T  
SCALE: 1"=5'



TYPICAL BALLASTED TRACK ON RETAINED FILL AT WEST SIDE OF I-15

SECTION S  
SCALE: 1"=5'

Jun 05, 2010 11:34am L:\work\103156 - Desert Express\Drawings\DESIGN\Civil\C511.dwg  
 CADD FILENAME: C511.dwg  
 SIZE: D  
 SCALE: 1"=5'-0"  
 CONTRACT NO.  
 REV. B SHEET NO. C511 PAGE NO.  
 SHEET 11

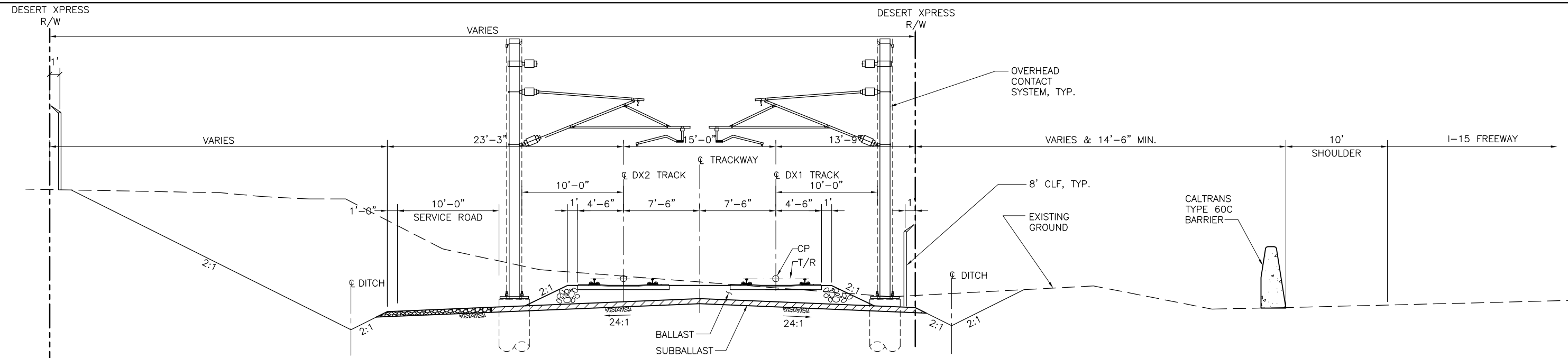
REV	DATE	BY	SUB	APP	DESCRIPTION

DESIGNED BY T. LUNA
DRAWN BY T. LUNA
CHECKED BY J. MAHER
IN CHARGE C. BARBER
DATE 19SEP08

**EARTH TECH | AECOM**

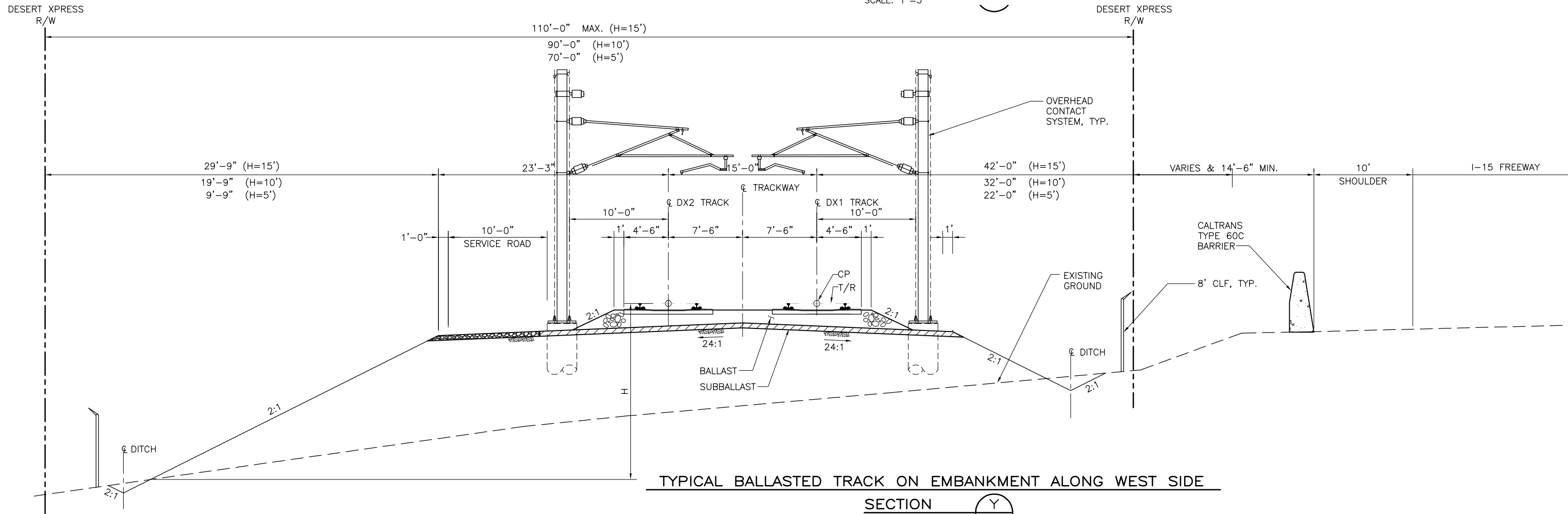
2101 Webster St., Suite 1000  
 Oakland, CA 94612  
 Phone: (510) 419-6000  
 Fax: (510) 419-5355  
 S-A-1-26

**DESERT Xpress**  
 VICTORVILLE TO LAS VEGAS  
 TYPICAL SECTIONS



TYPICAL BALLASTED TRACK ON CUT ALONG WEST SIDE

SECTION Z  
SCALE: 1"=5'



TYPICAL BALLASTED TRACK ON EMBANKMENT ALONG WEST SIDE

SECTION Y  
SCALE: 1"=5'

Jun12 Feb 05, 2010 11:27am L:\work\103156 - Desert Express\Drawings\DESIGN\CIVIL\C517.dwg

REV	DATE	BY	SUB	APP	DESCRIPTION

DESIGNED BY T. LUNA
DRAWN BY T. LUNA
CHECKED BY J. MAHER
IN CHARGE J. MAHER
DATE 11DEC09

**EARTH TECH | AECOM**

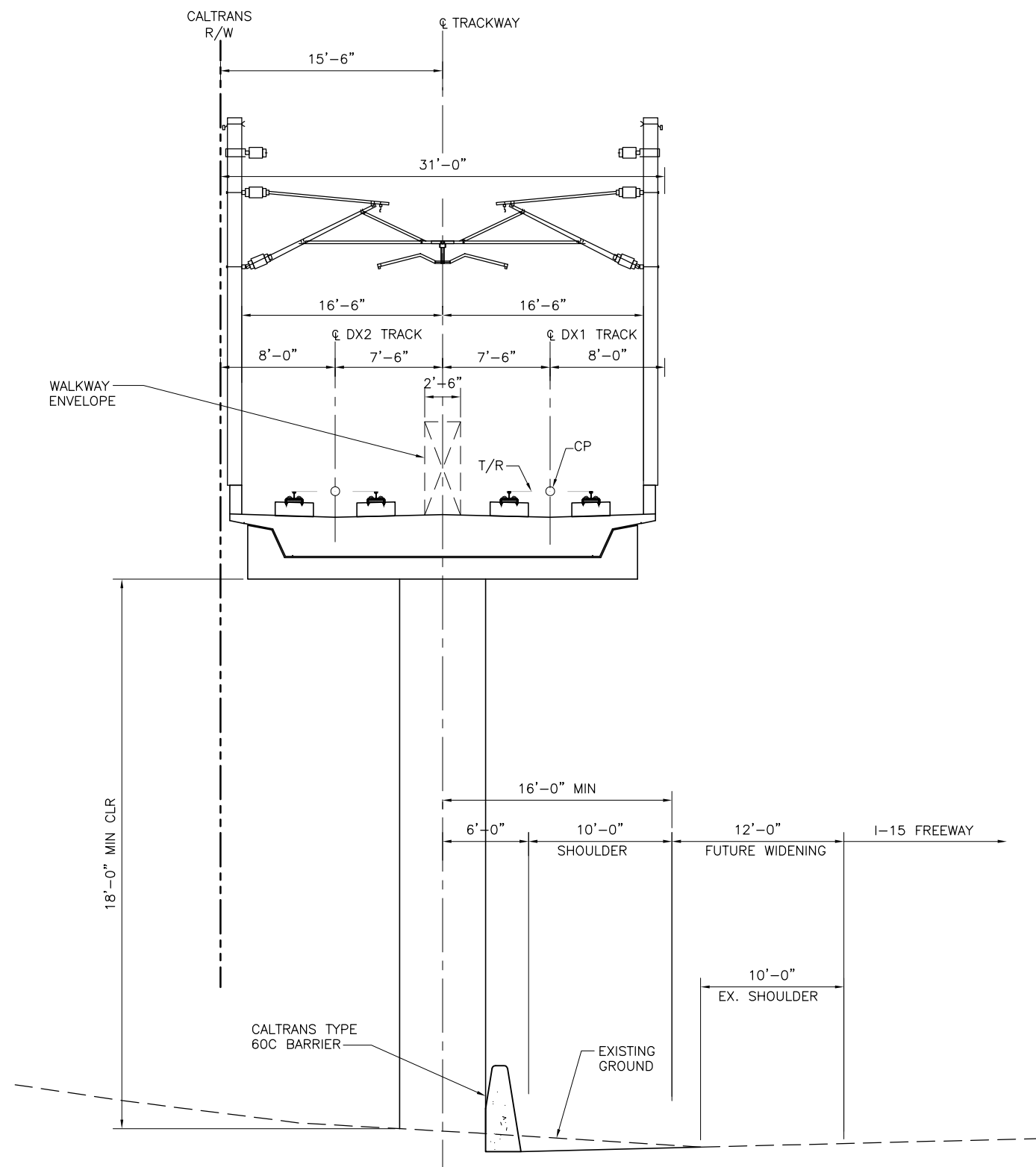
2101 Webster St., Suite 1000  
Oakland, CA 94612  
Phone: (510) 419-6000  
Fax: (510) 419-5355  
S-A-1-27

**DESERT XPRESS**  
VICTORVILLE TO LAS VEGAS  
TYPICAL SECTIONS

SHEET 17

CADD FILENAME C517.dwg		
SIZE D	SCALE 1"=5'-0"	
CONTRACT NO.		
REV. A	SHEET NO. C517	PAGE NO.

Jun10 - Feb 19, 2010 - 3:42pm L:\work\103156 - Desert Express\Drawings\DESIGN\Civil\0518.dwg



TYPICAL DIRECT FIXATION TRACK ON AERIAL STRUCTURE

SECTION AA  
SCALE: 1"=5'

REV	DATE	BY	SUB	APP	DESCRIPTION

DESIGNED BY  
T. LUNA  
 DRAWN BY  
T. LUNA  
 CHECKED BY  
J. MAHER  
 IN CHARGE  
J. MAHER  
 DATE  
17FEB10

**EARTH TECH | AECOM**

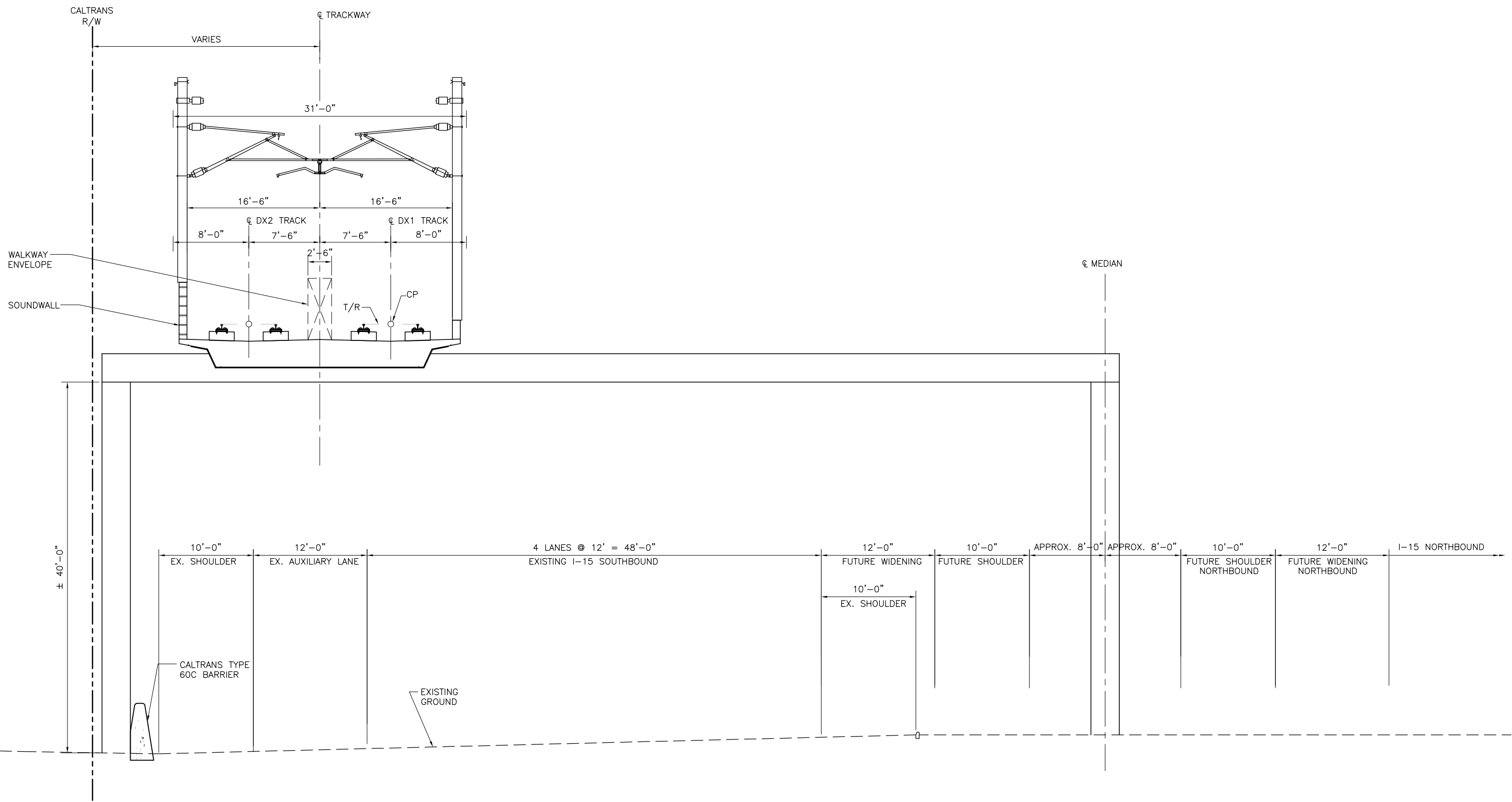
2101 Webster St., Suite 1000  
 Oakland, CA 94612  
 Phone: (510) 419-6000  
 Fax: (510) 419-5355  
 S-A-1-28

**DESERT X PRESS**  
 VICTORVILLE TO LAS VEGAS  
 TYPICAL SECTIONS

SHEET 18

CADD FILENAME C518.dwg		
SIZE D	SCALE 1"=5'-0"	
CONTRACT NO.		
REV. A	SHEET NO. C518	PAGE NO.

Jun18 Feb 19, 2010 2:02pm L:\work\103158 - Desert Express\Drawings\DESIGN\Civil\0519.dwg



**TYPICAL DIRECT FIXATION TRACK ON AERIAL STRUCTURE**

SECTION AB  
SCALE: 1"=5'

REV	DATE	BY	SUB	APP	DESCRIPTION

DESIGNED BY  
T. LUNA  
 DRAWN BY  
T. LUNA  
 CHECKED BY  
J. MAHER  
 IN CHARGE  
J. MAHER  
 DATE  
17FEB10

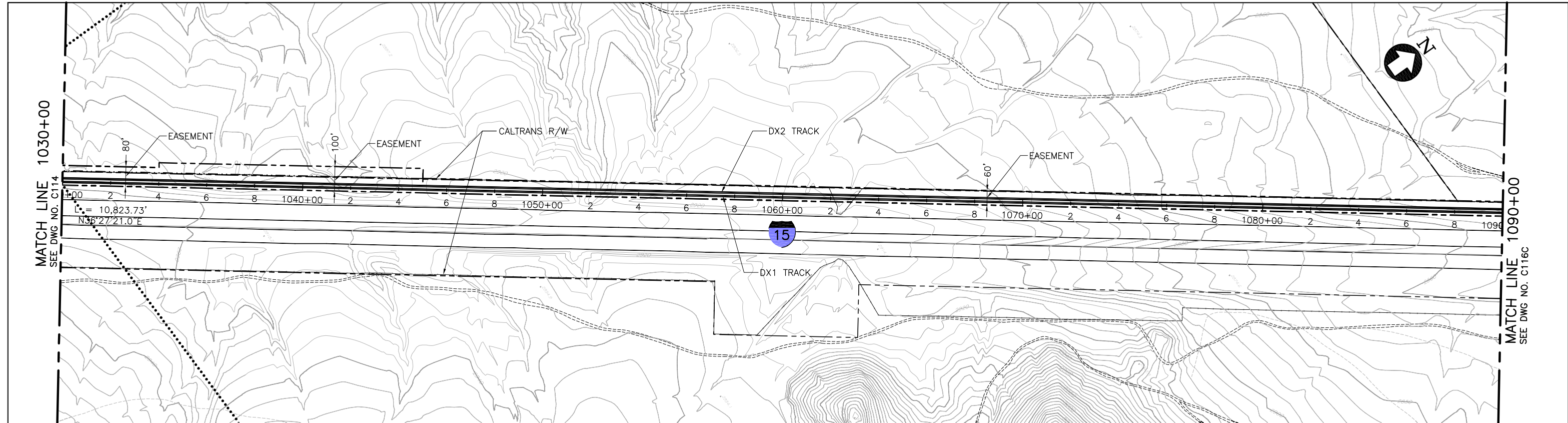
**EARTH TECH | AECOM**

2101 Webster St., Suite 1000  
 Oakland, CA 94612  
 Phone: (510) 419-6000  
 Fax: (510) 419-5355  
 S-A-1-29

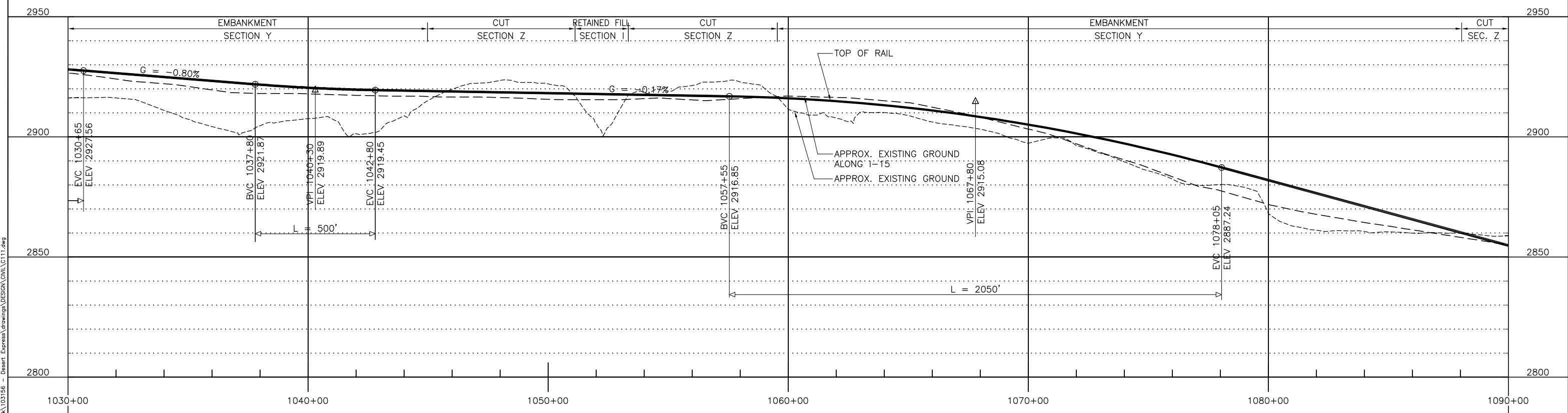
**DESERTXPRESS**  
 VICTORVILLE TO LAS VEGAS  
 TYPICAL SECTIONS

SHEET 19

CADD FILENAME C519.dwg		
SIZE D	SCALE 1"=5'-0"	
CONTRACT NO.		
REV. A	SHEET NO. C519	PAGE NO.



PLAN



PROFILE

REV	DATE	BY	SUB	APP	DESCRIPTION

DESIGNED BY  
T. LUNA  
DRAWN BY  
L. DIFUNTORUM  
CHECKED BY  
J. MAHER  
IN CHARGE  
J. MAHER  
DATE  
04JUN08

**EARTH TECH | AECOM**

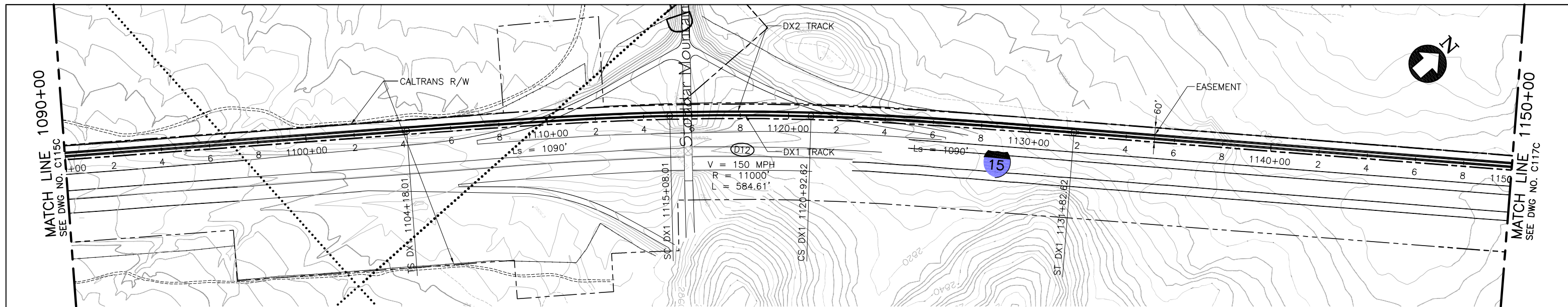
2101 Webster St., Suite 1000  
Oakland, CA 94612  
Phone: (510) 419-6000  
Fax: (510) 419-5355  
S-A-1-30

**DESERTXPRESS**  
VICTORVILLE TO LAS VEGAS  
PLAN AND PROFILE  
SEGMENT 1, ALTERNATIVE C  
STA. DX1 1030+00 TO DX1 1090+00  
SHEET 15C

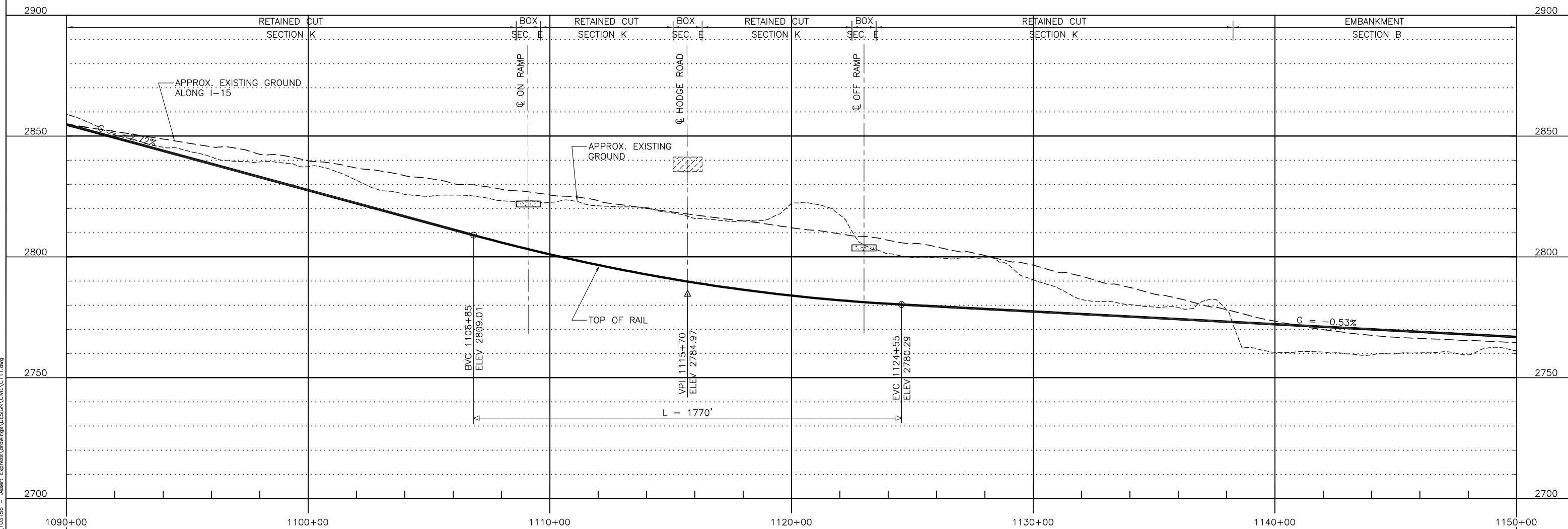
CADD FILENAME C111.dwg		
SIZE D	SCALE 1"=200'H; 1"=20'V	CONTRACT NO.
REV. B	SHEET NO. C115C	PAGE NO.

Jun17, 2010 11:58am L:\work\103156 - Desert Express\Drawings\DESIGN\Civil\C111.dwg





PLAN



PROFILE

Jun17 Feb 17, 2010 10:45pm L:\work\103156 - Desert Express\Drawings\DESIGN\CIVIL\C111.dwg

REV	DATE	BY	SUB	APP	DESCRIPTION

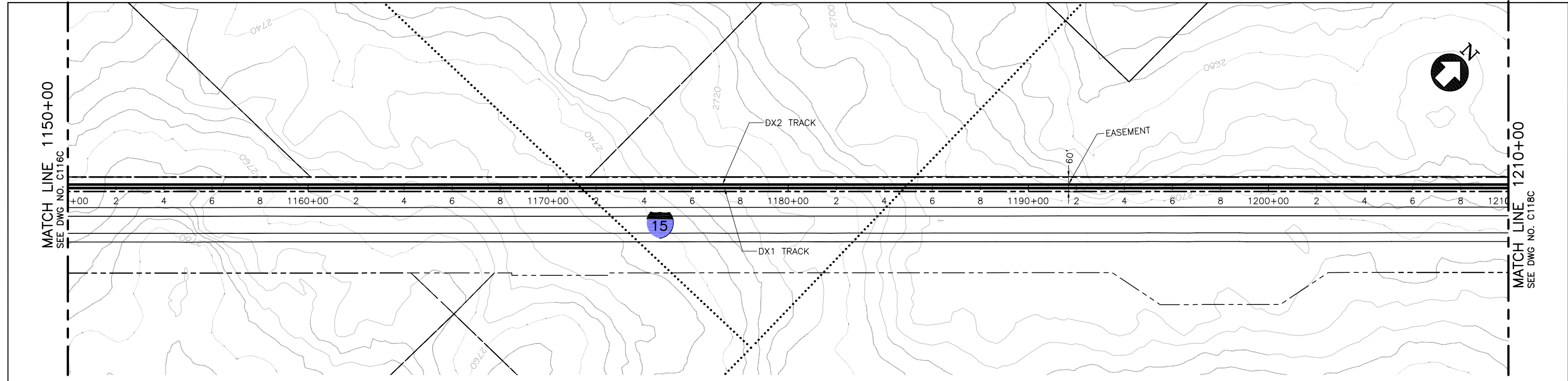
DESIGNED BY  
T. LUNA  
 DRAWN BY  
L. DIFUNTORUM  
 CHECKED BY  
J. MAHER  
 IN CHARGE  
J. MAHER  
 DATE  
04JUN08

**EARTH TECH | AECOM**

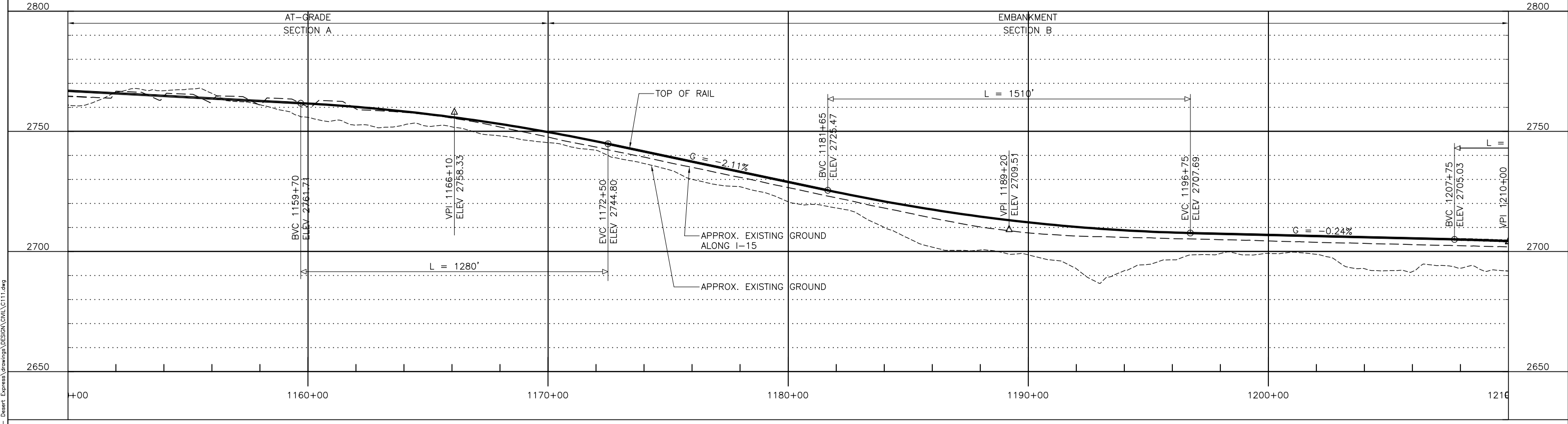
2101 Webster St., Suite 1000  
 Oakland, CA 94612  
 Phone: (510) 419-6000  
 Fax: (510) 419-5355  
 S-A-1-31

**DESERT Xpress**  
 VICTORVILLE TO LAS VEGAS  
 PLAN AND PROFILE  
 SEGMENT 1, ALTERNATIVE C  
 STA. DX1 1090+00 TO DX1 1150+00  
 SHEET 16C

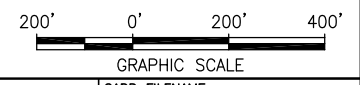
CADD FILENAME C111.dwg		
SIZE D	SCALE 1"=200'H; 1"=20'V	
CONTRACT NO.		
REV. B	SHEET NO. C116C	PAGE NO.



PLAN



PROFILE



REV	DATE	BY	SUB	APP	DESCRIPTION

DESIGNED BY  
T. LUNA  
DRAWN BY  
L. DIFUNTORUM  
CHECKED BY  
J. MAHER  
IN CHARGE  
C. BARBER  
DATE  
04JUN08

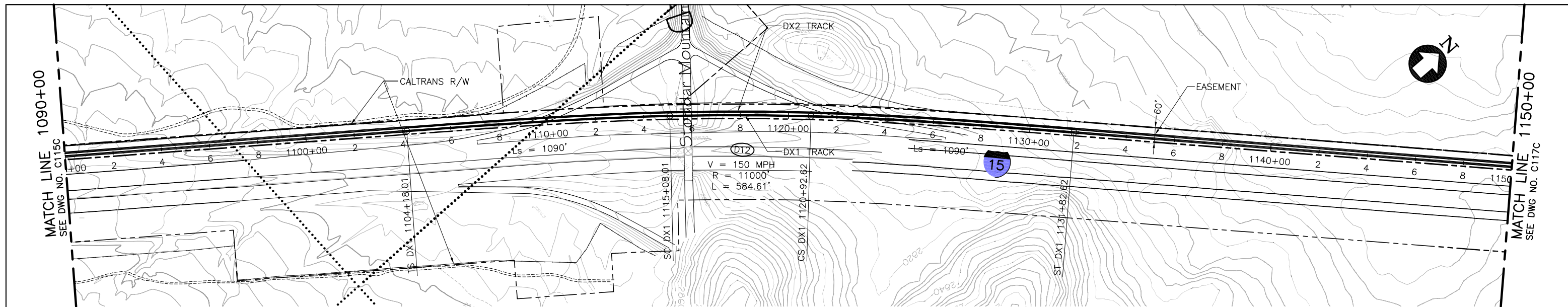
**EARTH TECH | AECOM**

2101 Webster St., Suite 1000  
Oakland, CA 94612  
Phone: (510) 419-6000  
Fax: (510) 419-5355  
S-A-1-32

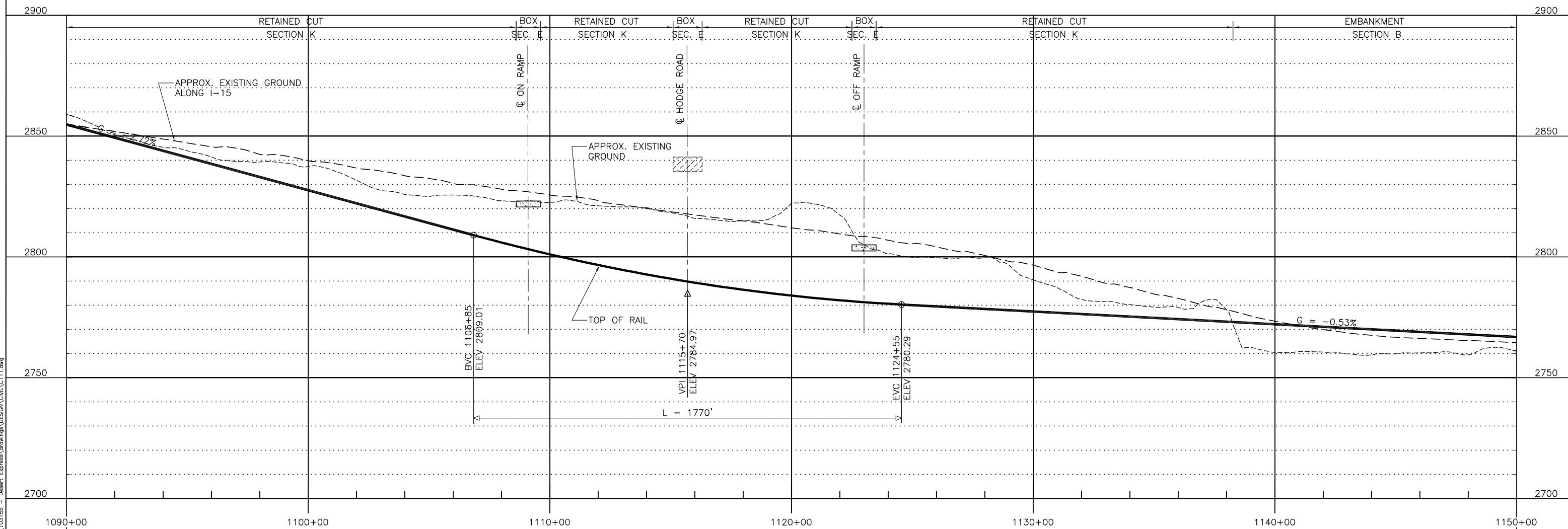
**DESERTXPRESS**  
VICTORVILLE TO LAS VEGAS  
PLAN AND PROFILE  
SEGMENT 1, ALTERNATIVE C  
STA. DX1 1150+00 TO DX1 1210+00  
SHEET 17C

CADD FILENAME C111.dwg		
SIZE D	SCALE 1"=200'H; 1"=20'V	CONTRACT NO.
REV. B	SHEET NO. C117C	PAGE NO.

Jun17 10:47am L:\work\103156 - Desert Express\Drawings\DESIGN\Civil\C111.dwg  
 Feb 17, 2010 10:47am L:\work\103156 - Desert Express\Drawings\DESIGN\Civil\C111.dwg



PLAN



PROFILE



Jun17 Feb 17, 2010 10:45pm L:\work\103156 - Desert Express\Drawings\DESIGN\Civil\C111.dwg

REV	DATE	BY	SUB	APP	DESCRIPTION

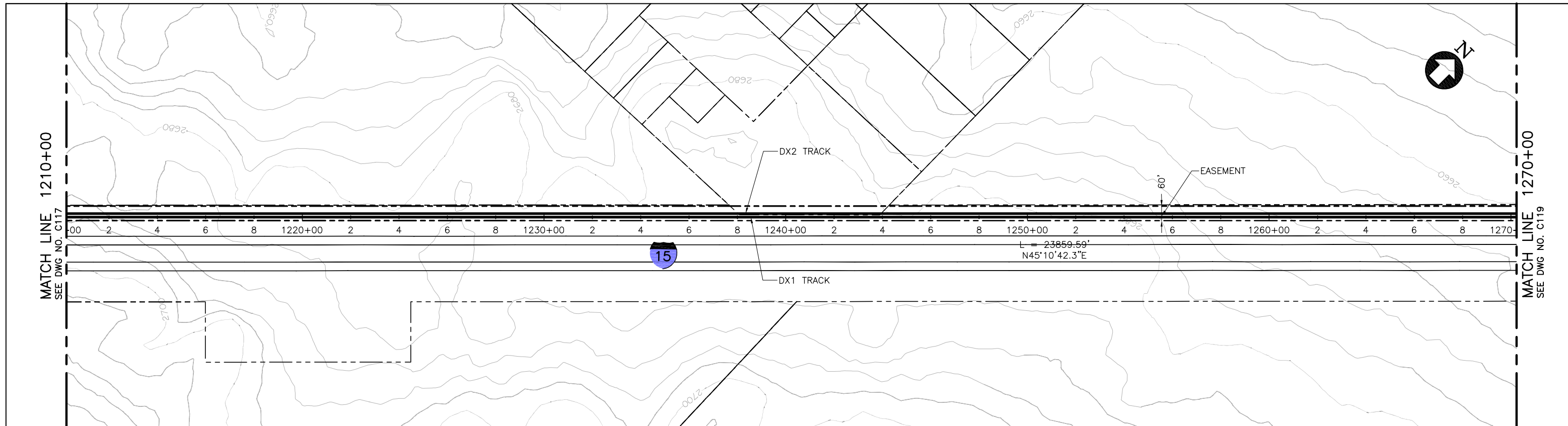
DESIGNED BY  
T. LUNA  
 DRAWN BY  
L. DIFUNTORUM  
 CHECKED BY  
J. MAHER  
 IN CHARGE  
J. MAHER  
 DATE  
04JUN08

**EARTH TECH | AECOM**

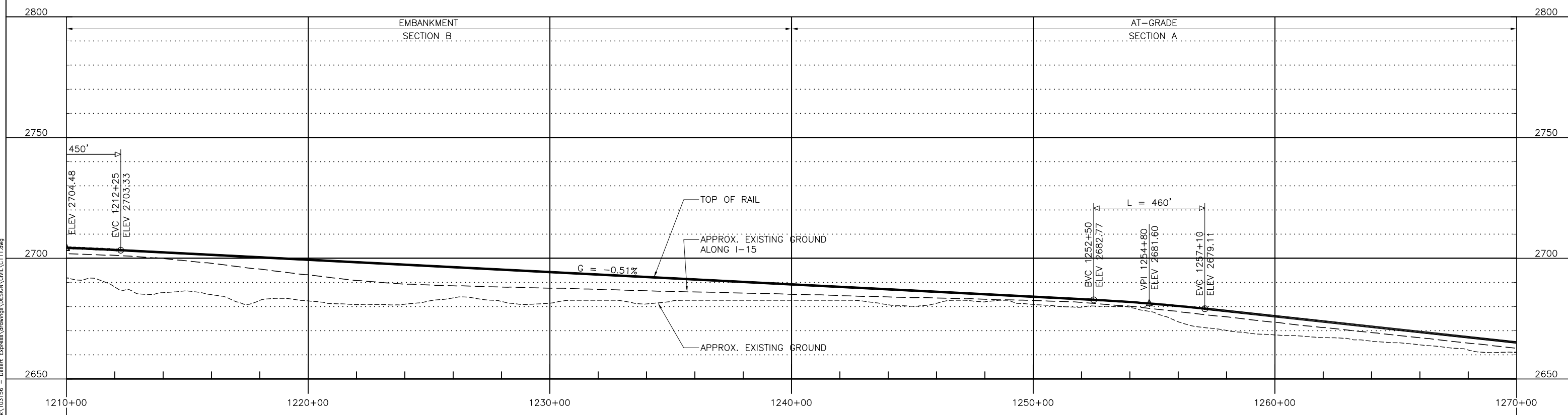
2101 Webster St., Suite 1000  
 Oakland, CA 94612  
 Phone: (510) 419-6000  
 Fax: (510) 419-5355  
 S-A-1-33

**DESERT Xpress**  
 VICTORVILLE TO LAS VEGAS  
 PLAN AND PROFILE  
 SEGMENT 1, ALTERNATIVE C  
 STA. DX1 1090+00 TO DX1 1150+00  
 SHEET 16C

CADD FILENAME C111.dwg		
SIZE D	SCALE 1"=200'H; 1"=20'V	
CONTRACT NO.		
REV. B	SHEET NO. C116C	PAGE NO.



PLAN



PROFILE

REV	DATE	BY	SUB	APP	DESCRIPTION

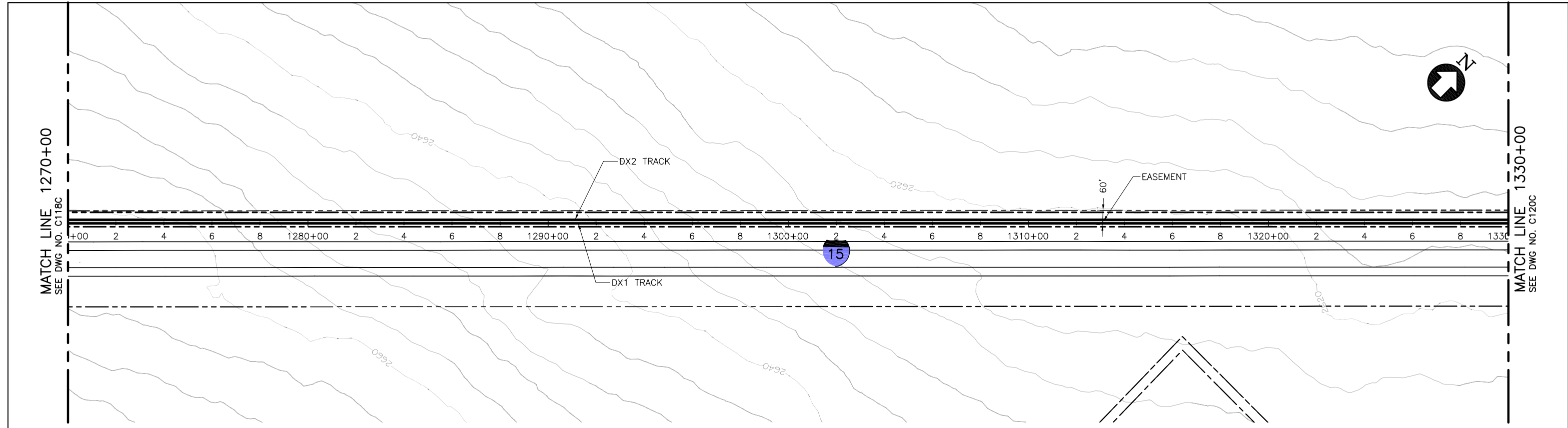
DESIGNED BY  
T. LUNA  
DRAWN BY  
L. DIFUNTORUM  
CHECKED BY  
J. MAHER  
IN CHARGE  
J. MAHER  
DATE  
04JUN08

**EARTH TECH | AECOM**

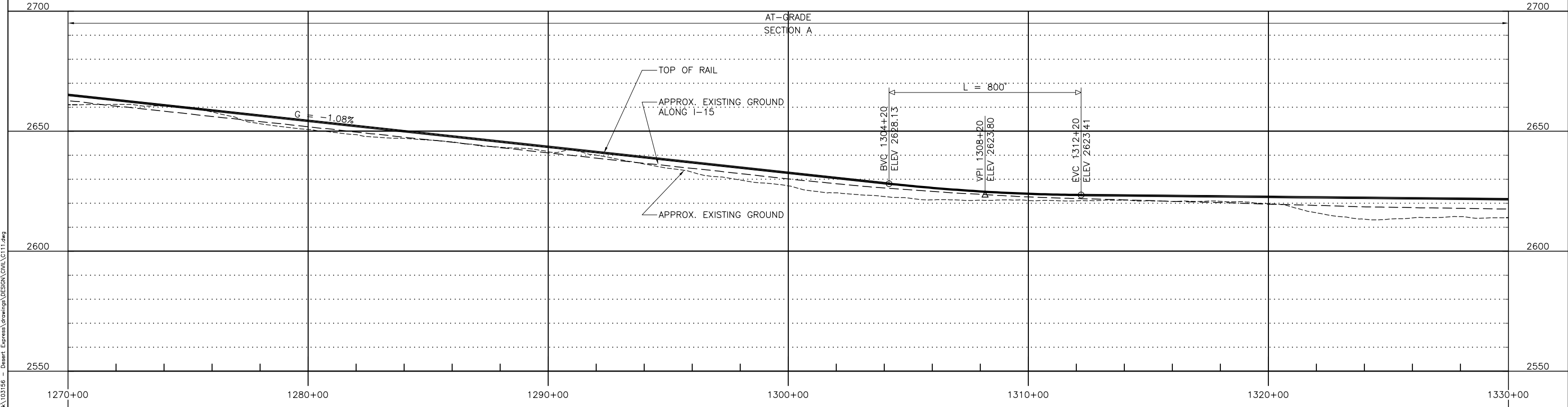
2101 Webster St., Suite 1000  
Oakland, CA 94612  
Phone: (510) 419-6000  
Fax: (510) 419-5355  
S-A-1-34

<b>DESERTXPRESS</b> VICTORVILLE TO LAS VEGAS PLAN AND PROFILE SEGMENT 1, ALTERNATIVE C STA. DX1 1210+00 TO DX1 1270+00 SHEET 18C			CADD FILENAME C111.dwg SIZE SCALE D 1"=200'H; 1"=20'V CONTRACT NO. REV. SHEET NO. PAGE NO. <b>B C118C</b>
---	--	--	---

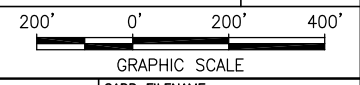
Jun17, 2010 10:48pm L:\work\103156 - Desert Express\Drawings\DESIGN\CIVIL\C111.dwg



PLAN



PROFILE



REV	DATE	BY	SUB	APP	DESCRIPTION

DESIGNED BY  
T. LUNA  
DRAWN BY  
L. DIFUNTORUM  
CHECKED BY  
J. MAHER  
IN CHARGE  
J. MAHER  
DATE  
04JUN08

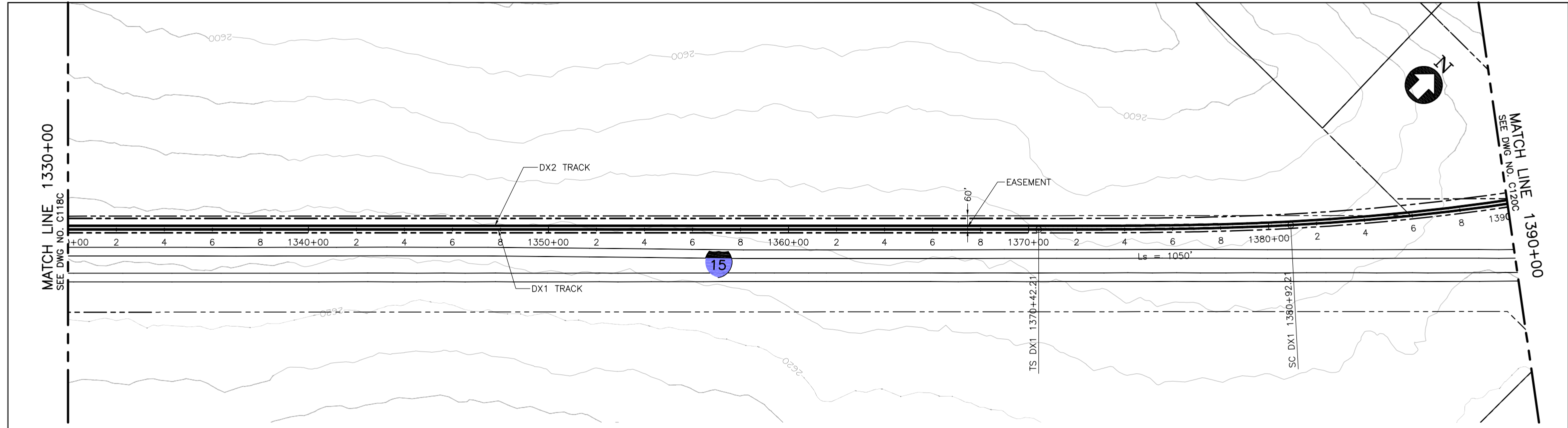
**EARTH TECH | AECOM**

2101 Webster St., Suite 1000  
Oakland, CA 94612  
Phone: (510) 419-6000  
Fax: (510) 419-5355  
S-A-1-35

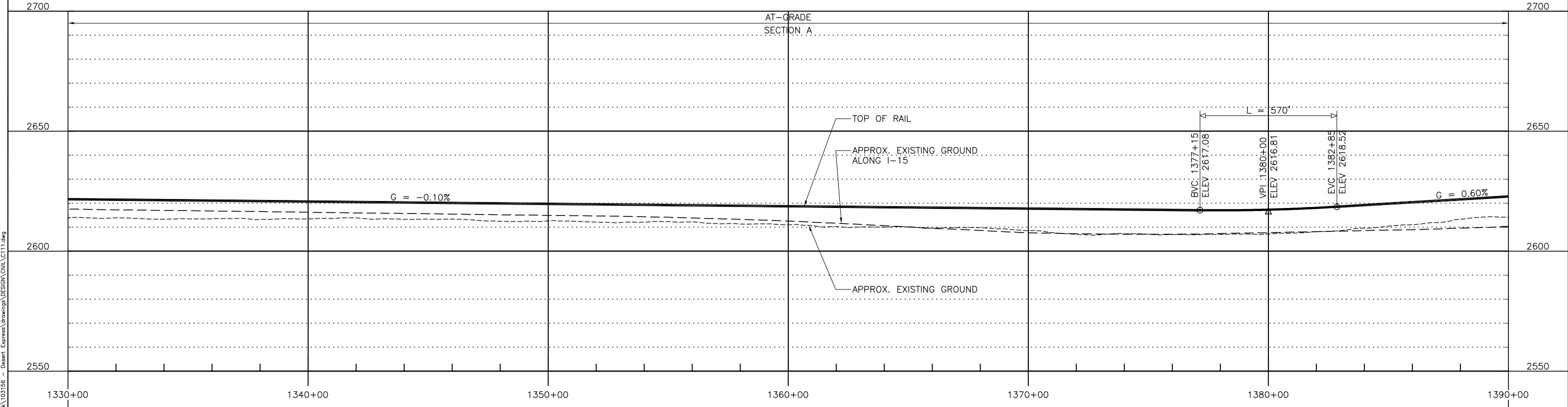
**DESERTXPRESS**  
VICTORVILLE TO LAS VEGAS  
PLAN AND PROFILE  
SEGMENT 1, ALTERNATIVE C  
STA. DX1 1270+00 TO DX1 1330+00  
SHEET 19C

CADD FILENAME C111.dwg		
SIZE D	SCALE 1"=200'H; 1"=20'V	
CONTRACT NO.		
REV. B	SHEET NO. C119C	PAGE NO.

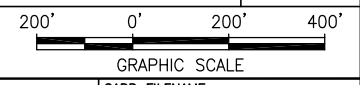
Jun 17, 2010 11:03pm L:\work\103156 - Desert Express\Drawings\DESIGN\CIVIL\C111.dwg



PLAN



PROFILE



REV	DATE	BY	SUB	APP	DESCRIPTION

DESIGNED BY  
T. LUNA  
DRAWN BY  
L. DIFUNTORUM  
CHECKED BY  
J. MAHER  
IN CHARGE  
J. MAHER  
DATE  
04JUN08

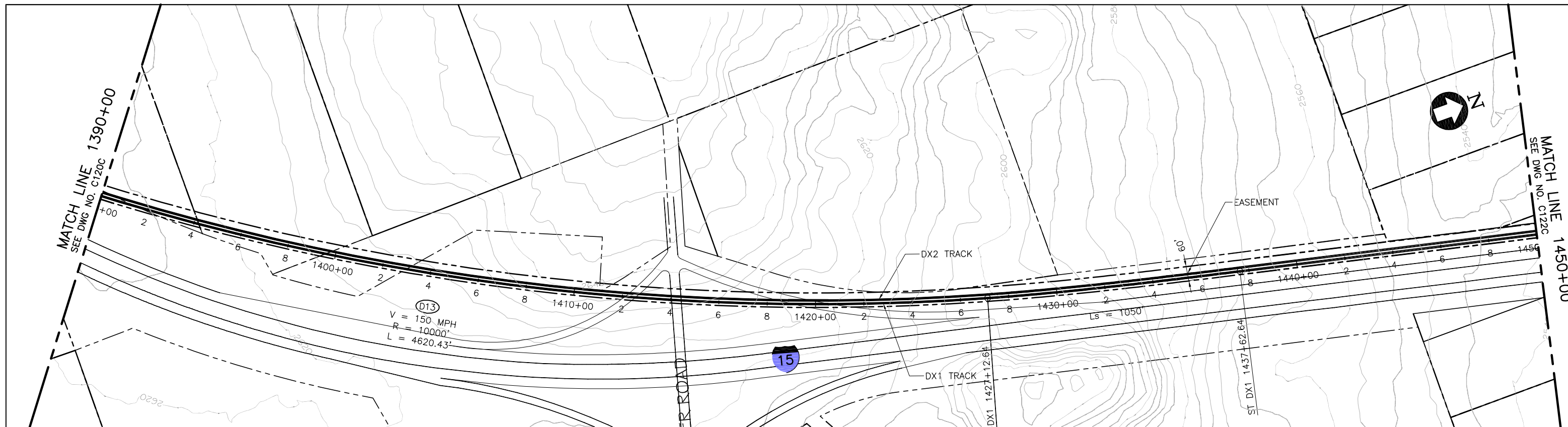
**EARTH TECH | AECOM**

2101 Webster St., Suite 1000  
Oakland, CA 94612  
Phone: (510) 419-6000  
Fax: (510) 419-5355  
S-A-1-36

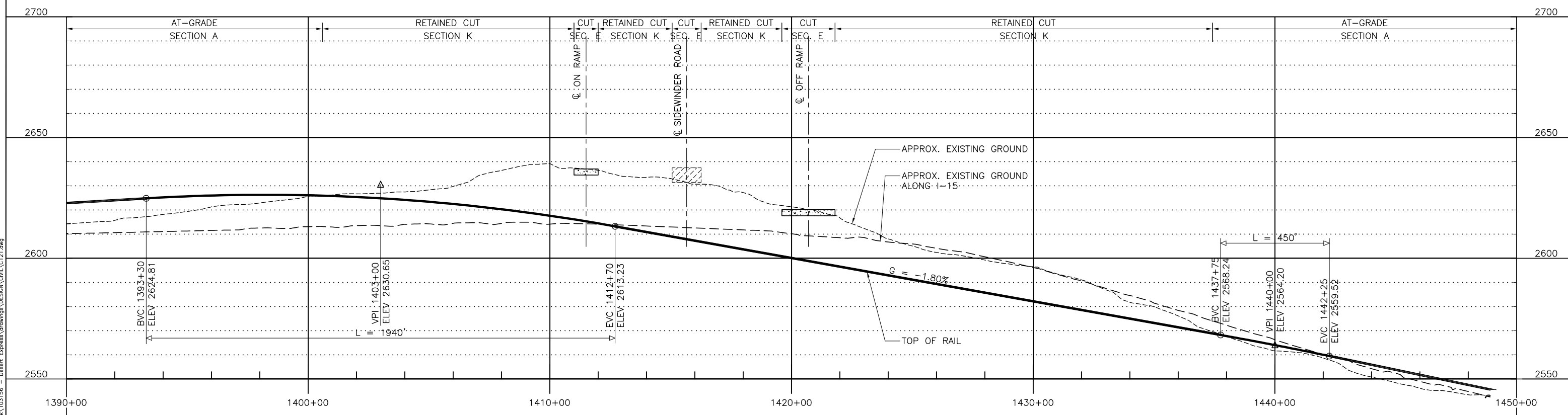
**DESERTXPRESS**  
VICTORVILLE TO LAS VEGAS  
PLAN AND PROFILE  
SEGMENT 1, ALTERNATIVE C  
STA. DX1 1330+00 TO DX1 1390+00  
SHEET 20C

CADD FILENAME C111.dwg		
SIZE D	SCALE 1"=200'H; 1"=20'V	
CONTRACT NO.		
REV. B	SHEET NO. C120C	PAGE NO.

Jun 17, 2010 11:04am L:\work\103156 - Desert Express\Drawings\DESIGN\Civil\C111.dwg



PLAN



PROFILE

REV	DATE	BY	SUB	APP	DESCRIPTION

DESIGNED BY  
T. LUNA  
DRAWN BY  
L. DIFUNTORUM  
CHECKED BY  
J. MAHER  
IN CHARGE  
J. MAHER  
DATE  
04JUN08

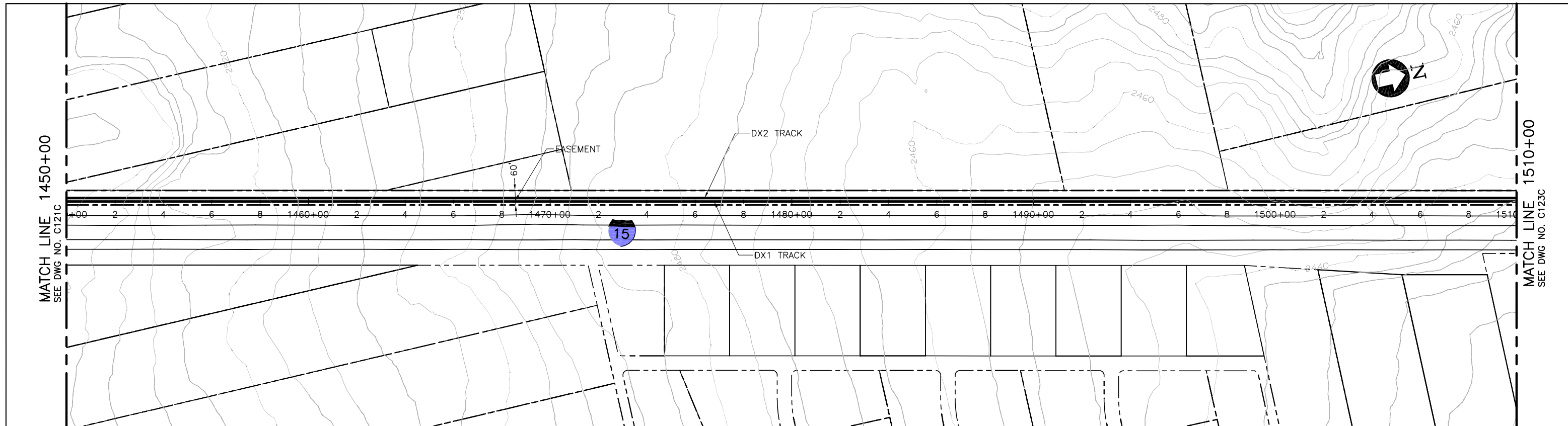
**EARTH TECH | AECOM**

2101 Webster St., Suite 1000  
Oakland, CA 94612  
Phone: (510) 419-6000  
Fax: (510) 419-5355  
S-A-1-37

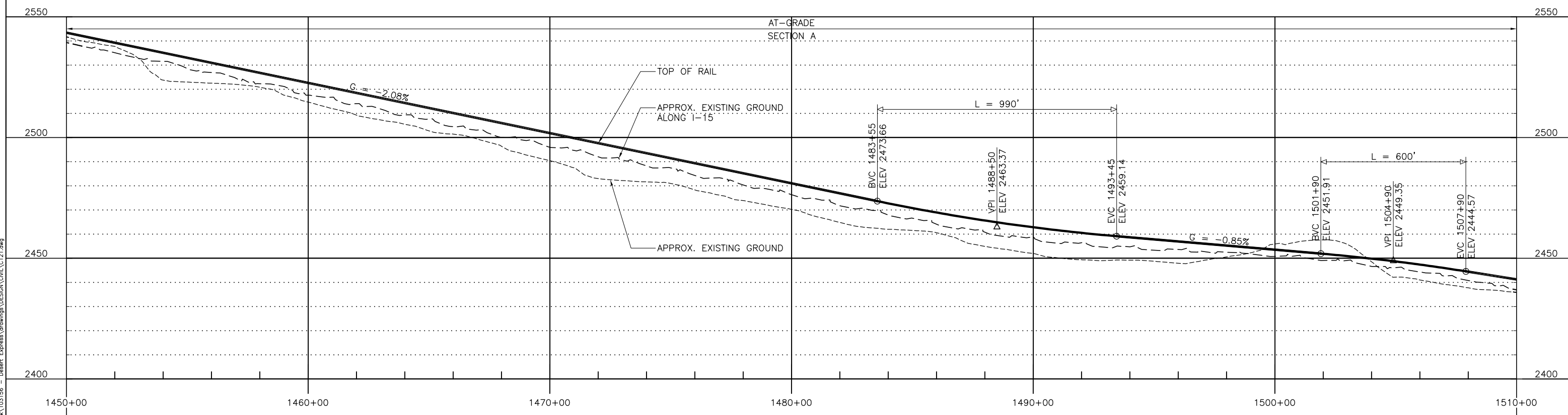
**DESERTXPRESS**  
VICTORVILLE TO LAS VEGAS  
PLAN AND PROFILE  
SEGMENT 1, ALTERNATIVE C  
STA. DX1 1390+00 TO DX1 1450+00  
SHEET 21C

CADD FILENAME C121.dwg		
SIZE D	SCALE 1"=200'H; 1"=20'V	
CONTRACT NO.		
REV. B	SHEET NO. C121C	PAGE NO.

Jun17 10:51 pm L:\work\103156 - Desert Express\Drawings\DESIGN\Civil\C121.dwg  
 Feb 17, 2010 - 10:51 pm L:\work\103156 - Desert Express\Drawings\DESIGN\Civil\C121.dwg



PLAN



PROFILE

REV	DATE	BY	SUB	APP	DESCRIPTION

DESIGNED BY  
T. LUNA  
DRAWN BY  
L. DIFUNTORUM  
CHECKED BY  
J. MAHER  
IN CHARGE  
J. MAHER  
DATE  
04JUN08

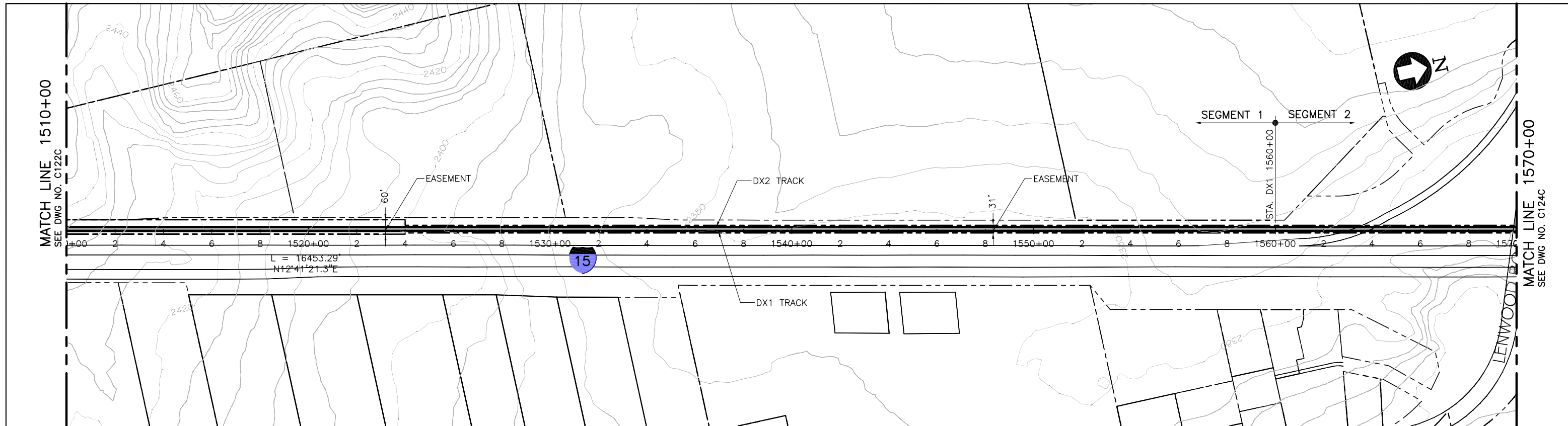
**EARTH TECH | AECOM**

2101 Webster St., Suite 1000  
Oakland, CA 94612  
Phone: (510) 419-6000  
Fax: (510) 419-5355  
S-A-1-38

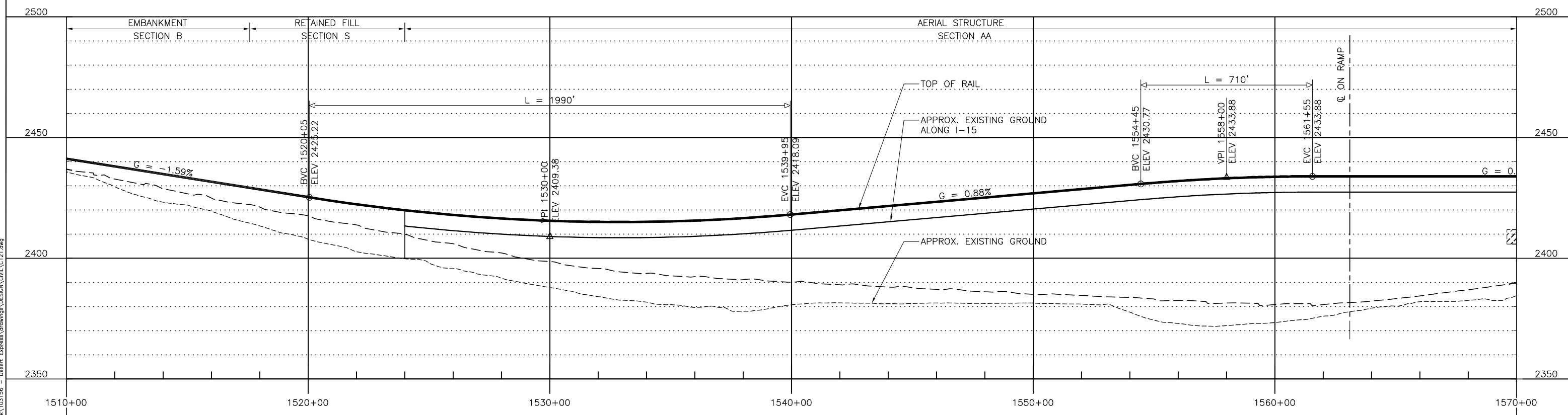
<b>DESERTXPRESS</b> VICTORVILLE TO LAS VEGAS PLAN AND PROFILE SEGMENT 1, ALTERNATIVE C STA. DX1 1450+00 TO DX1 1510+00 SHEET 22C			CADD FILENAME C121.dwg		
			SIZE D	SCALE 1"=200'H; 1"=20'V	
CONTRACT NO.		REV. B	SHEET NO. C122C	PAGE NO.	

Jun17, 2010 10:58pm L:\work\103156 - Desert Express\Drawings\DESIGN\CIVIL\C121.dwg






PLAN



PROFILE



REV	DATE	BY	SUB	APP	DESCRIPTION

DESIGNED BY  
T. LUNA  
DRAWN BY  
L. DIFUNTORUM  
CHECKED BY  
J. MAHER  
IN CHARGE  
J. MAHER  
DATE  
04JUN08

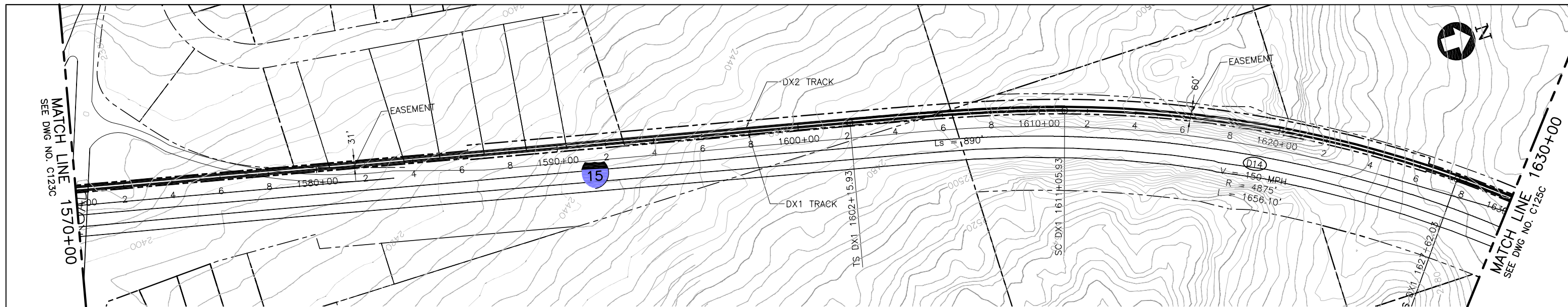
**EARTH TECH | AECOM**

2101 Webster St., Suite 1000  
Oakland, CA 94612  
Phone: (510) 419-6000  
Fax: (510) 419-5355  
S-A-1-39

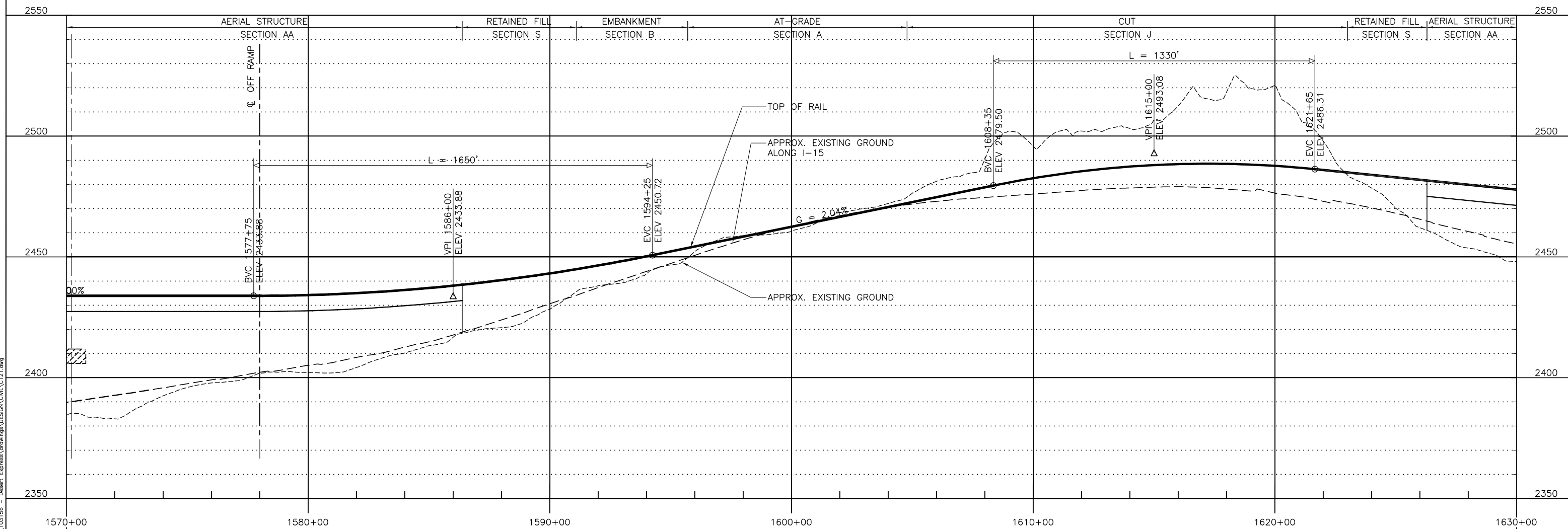
**DESERTXPRESS**  
VICTORVILLE TO LAS VEGAS  
PLAN AND PROFILE  
SEGMENT 2 - ALTERNATIVE C  
STA. DX1 1560+00 TO DX1 1570+00  
SHEET 23C

CADD FILENAME C121.dwg		
SIZE D	SCALE 1"=200'H; 1"=20'V	
CONTRACT NO.		
REV. B	SHEET NO. C123C	PAGE NO.

Jun17 10:52pm L:\work\103156 - Desert Express\Drawings\DESIGN\Civil\C121.dwg  
 Feb 17, 2010 - 10:52pm L:\work\103156 - Desert Express\Drawings\DESIGN\Civil\C121.dwg



**PLAN**



**PROFILE**

Jun17 10:25pm L:\work\103156 - Desert Express\Drawings\DESIGN\CIVIL\C121.dwg  
 Feb 17, 2010 - 10:25pm L:\work\103156 - Desert Express\Drawings\DESIGN\CIVIL\C121.dwg

REV	DATE	BY	SUB	APP	DESCRIPTION

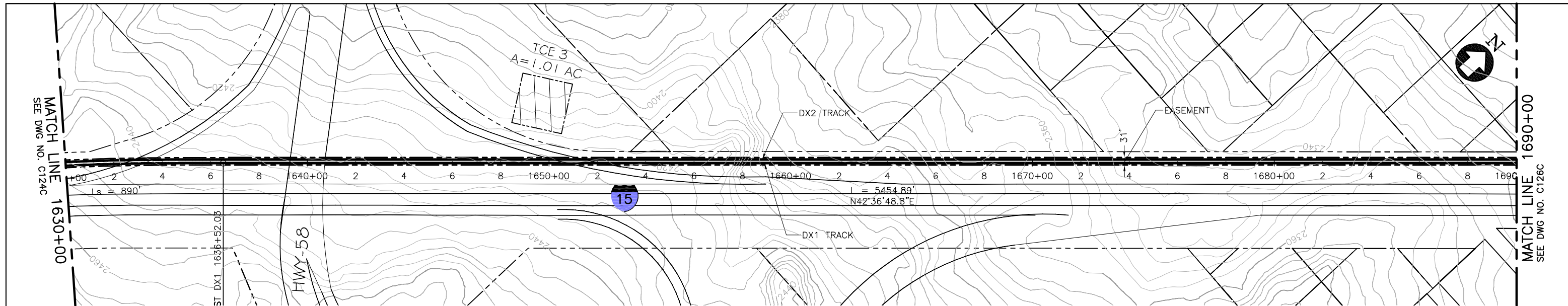
DESIGNED BY  
T. LUNA  
 DRAWN BY  
L. DIFUNTORUM  
 CHECKED BY  
J. MAHER  
 IN CHARGE  
J. MAHER  
 DATE  
04JUN08

**EARTH TECH | AECOM**

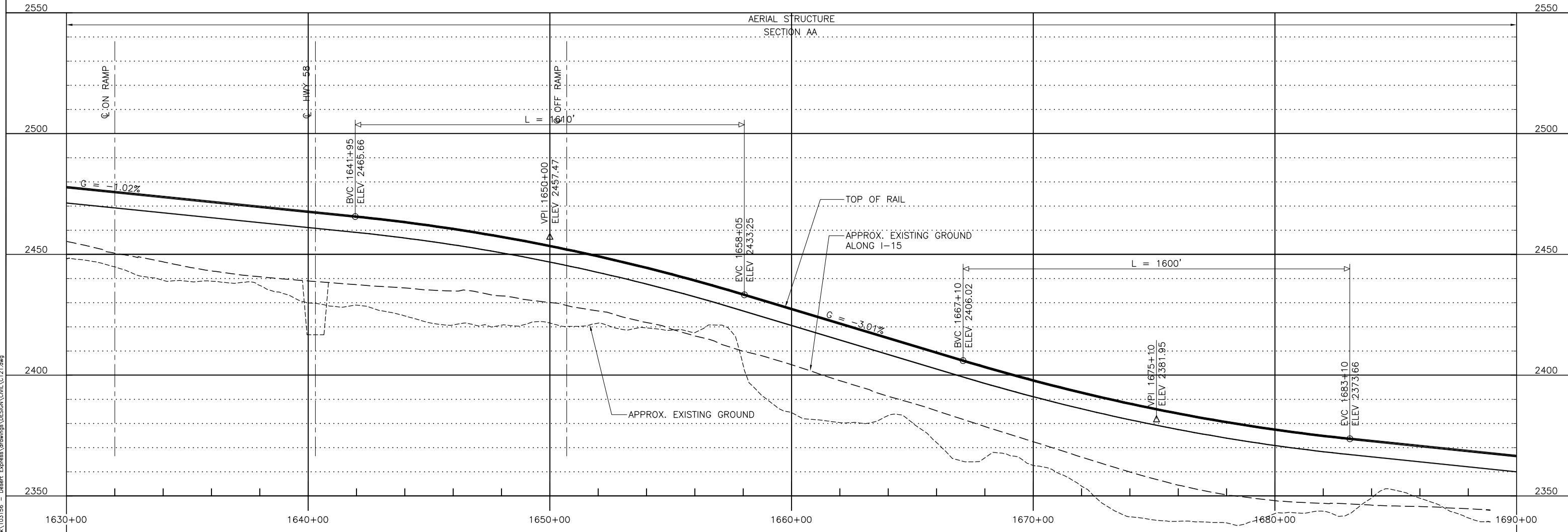
2101 Webster St., Suite 1000  
 Oakland, CA 94612  
 Phone: (510) 419-6000  
 Fax: (510) 419-5355  
 S-A-1-40

**DESERTXPRESS**  
 VICTORVILLE TO LAS VEGAS  
 PLAN AND PROFILE  
 SEGMENT 2, ALTERNATIVE C  
 STA. DX1 1570+00 TO DX1 1630+00  
 SHEET 24C

CADD FILENAME C121.dwg		
SIZE D	SCALE 1"=200'H; 1"=20'V	
CONTRACT NO.		
REV. B	SHEET NO. C124C	PAGE NO.



**PLAN**



**PROFILE**

REV	DATE	BY	SUB	APP	DESCRIPTION

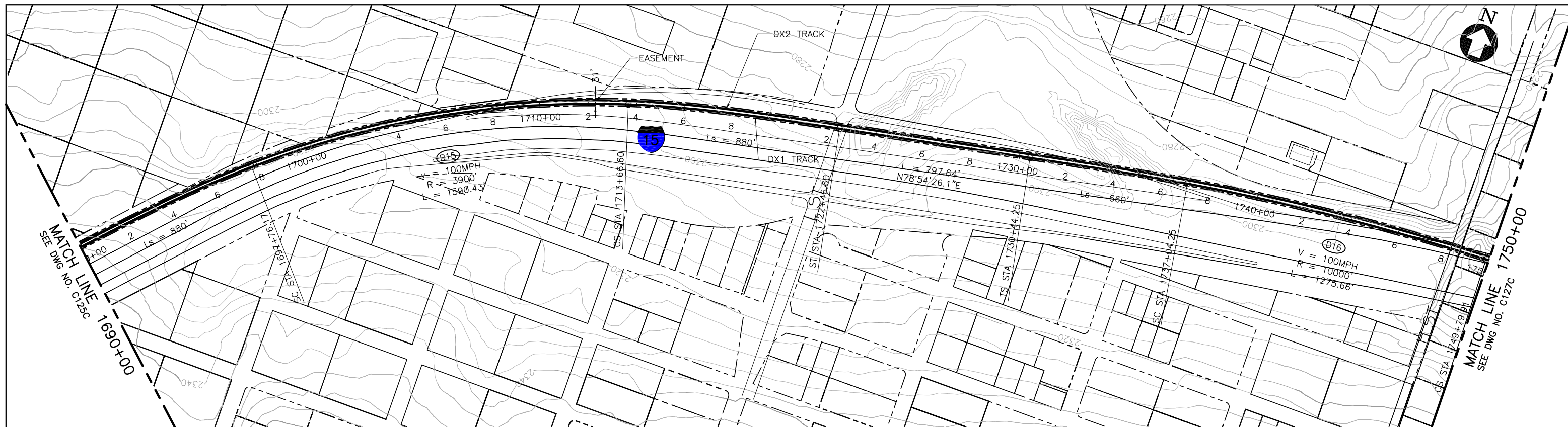
DESIGNED BY  
T. LUNA  
DRAWN BY  
L. DIFUNTORUM  
CHECKED BY  
J. MAHER  
IN CHARGE  
J. MAHER  
DATE  
04JUN08

**EARTH TECH | AECOM**

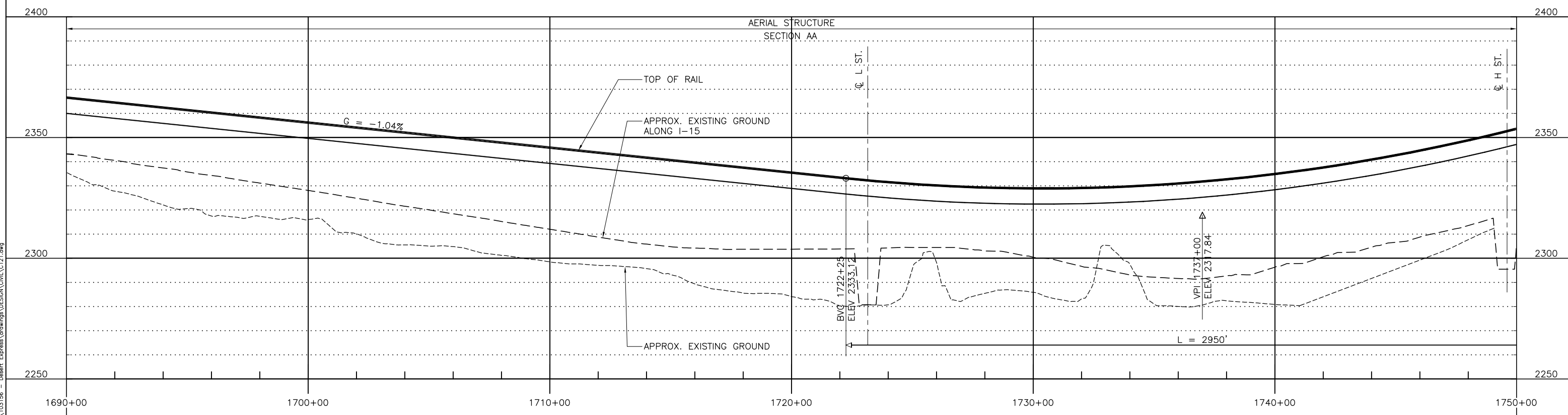
2101 Webster St., Suite 1000  
Oakland, CA 94612  
Phone: (510) 419-6000  
Fax: (510) 419-5355  
S-A-1-41

<b>DESERTXPRESS</b> VICTORVILLE TO LAS VEGAS PLAN AND PROFILE SEGMENT 2, ALTERNATIVE C STA. DX1 1630+00 TO DX1 1690+00 SHEET 25C			CADD FILENAME C121.dwg		
			SIZE D	SCALE 1"=200'H; 1"=20'V	
CONTRACT NO.		REV. B	SHEET NO. C125C	PAGE NO.	


Jun17, 2010 10:56pm L:\work\103156 - Desert Express\Drawings\DESIGN\CIVIL\C121.dwg



PLAN



PROFILE



REV	DATE	BY	SUB	APP	DESCRIPTION
C	09APR10				
B	26FEB10				
A	05JAN09				

DESIGNED BY  
T. LUNA  
DRAWN BY  
L. DIFUNTORUM  
CHECKED BY  
J. MAHER  
IN CHARGE  
J. MAHER  
DATE  
04JUN08

**EARTH TECH | AECOM**

2101 Webster St., Suite 1000  
Oakland, CA 94612  
Phone: (510) 419-6000  
Fax: (510) 419-5355  
S-A-1-42

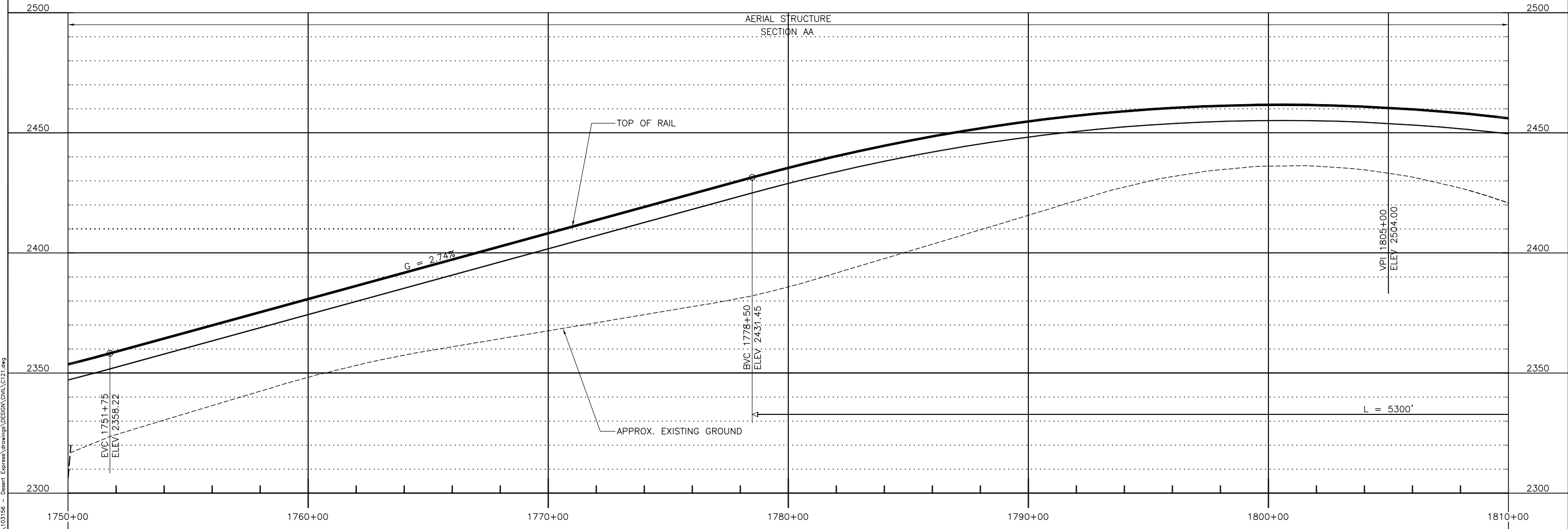
**DESERTXPRESS**  
VICTORVILLE TO LAS VEGAS  
PLAN AND PROFILE  
SEGMENT 2, ALTERNATIVE C  
STA. DX1 1690+00 TO DX1 1750+00  
SHEET 26C

CADD FILENAME C121.dwg		
SIZE D	SCALE 1"=200'H; 1"=20'V	CONTRACT NO.
REV. C	SHEET NO. C126C	PAGE NO.

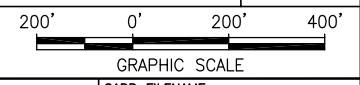
Apr 09, 2010 4:15pm L:\work\103156 - Desert Express Drawings\DESIGN\CADD\C121.dwg  
 Jun10



**PLAN**



**PROFILE**



Apr 09, 2010 10:42:36am L:\work\103156 - Desert Express\Drawings\DESIGN\Civil\C121.dwg  
 Jun14

REV	DATE	BY	SUB	APP	DESCRIPTION
C	09APR10				
B	26FEB10				
A	05JAN09				

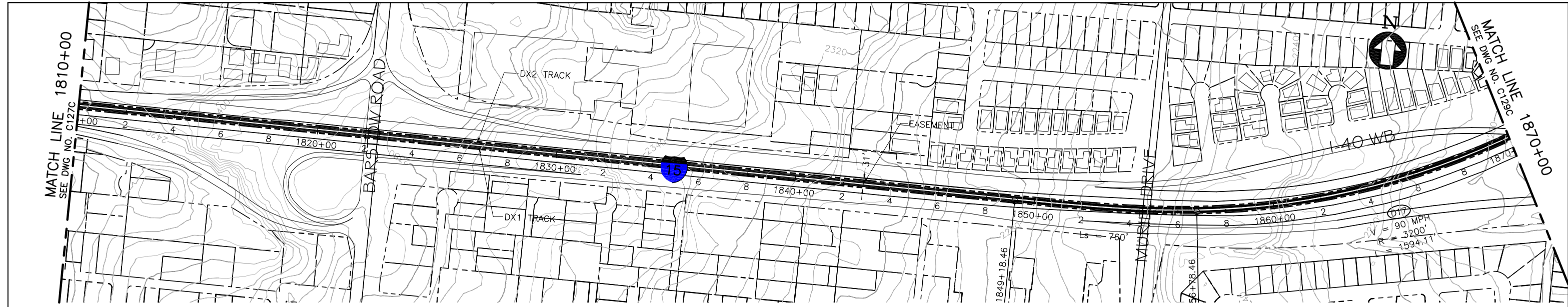
DESIGNED BY T. LUNA
DRAWN BY L. DIFUNTORUM
CHECKED BY J. MAHER
IN CHARGE J. MAHER
DATE 04JUN08

**EARTH TECH | AECOM**

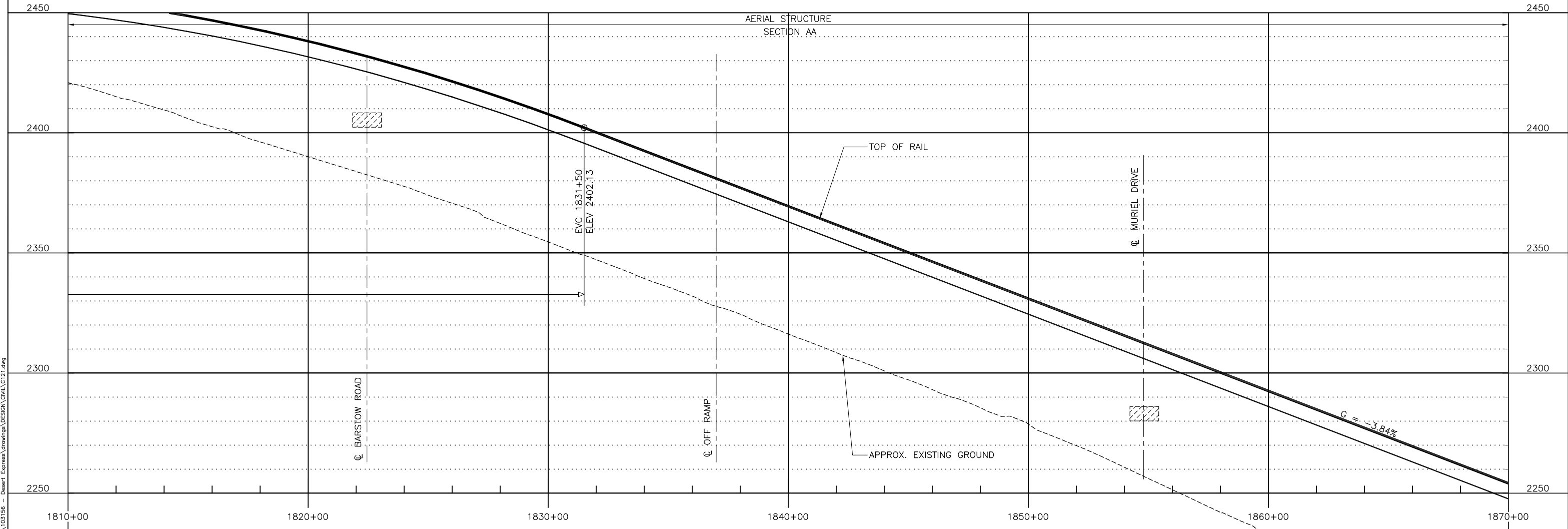
2101 Webster St., Suite 1000  
 Oakland, CA 94612  
 Phone: (510) 419-6000  
 Fax: (510) 419-5355  
**S-A-1-43**

**DESERTXPRESS**  
 VICTORVILLE TO LAS VEGAS  
 PLAN AND PROFILE  
 SEGMENT 2, ALTERNATIVE C  
 STA. DX1 1750+00 TO DX1 1810+00  
 SHEET 27C

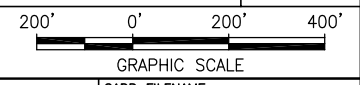
CADD FILENAME C121.dwg		
SIZE D	SCALE 1"=200'H; 1"=20'V	CONTRACT NO.
REV. C	SHEET NO. C127C	PAGE NO.



**PLAN**



**PROFILE**



Apr 09, 2010 4:53pm L:\work\101156 - Desert Express\Drawings\DESIGN\Civil\C121.dwg  
 Jun10

REV	DATE	BY	SUB	APP	DESCRIPTION
C	09APR10				
B	26FEB10				
A	05JAN09				

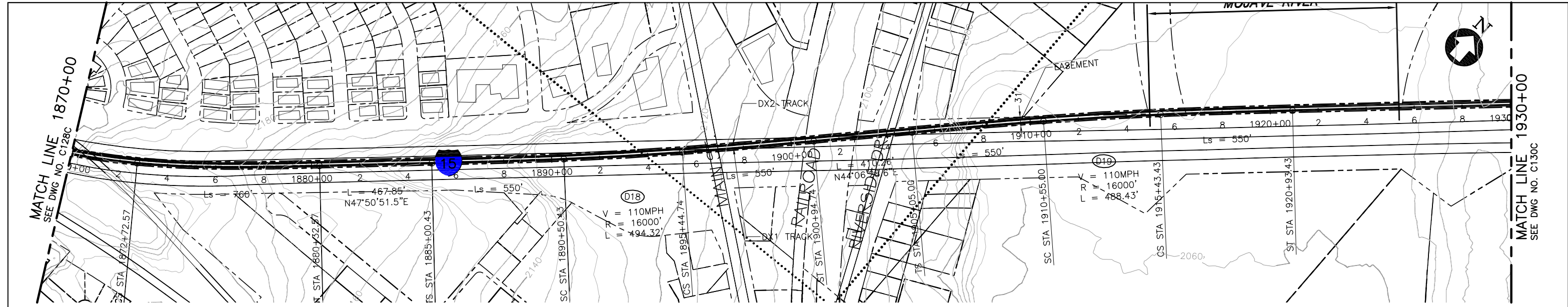
DESIGNED BY  
T. LUNA  
 DRAWN BY  
L. DIFUNTORUM  
 CHECKED BY  
J. MAHER  
 IN CHARGE  
J. MAHER  
 DATE  
04JUN08

**EARTH TECH | AECOM**

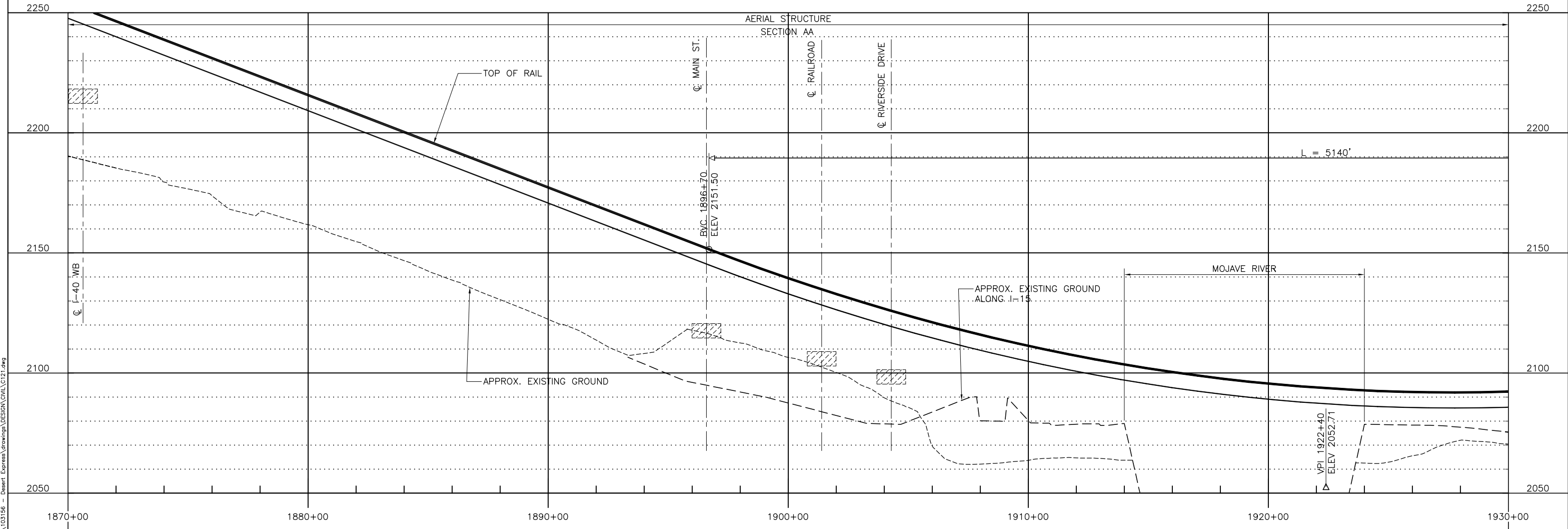
2101 Webster St., Suite 1000  
 Oakland, CA 94612  
 Phone: (510) 419-6000  
 Fax: (510) 419-5355  
 S-A-1-44

**DESERTXPRESS**  
 VICTORVILLE TO LAS VEGAS  
 PLAN AND PROFILE  
 SEGMENT 2, ALTERNATIVE C  
 STA. DX1 1810+00 TO DX1 1870+00  
 SHEET 28C

CADD FILENAME C121.dwg		
SIZE D	SCALE 1"=200'H; 1"=20'V	CONTRACT NO.
REV. C	SHEET NO. C128C	PAGE NO.



**PLAN**



**PROFILE**

Apr 09, 2010 4:35pm L:\work\103156 - Desert Express\Drawings\DESIGN\Civil\C121.dwg  
 L:\work\103156 - Desert Express\Drawings\DESIGN\Civil\C121.dwg

REV	DATE	BY	SUB	APP	DESCRIPTION
C	09APR10				
B	26FEB10				
A	05JAN09				

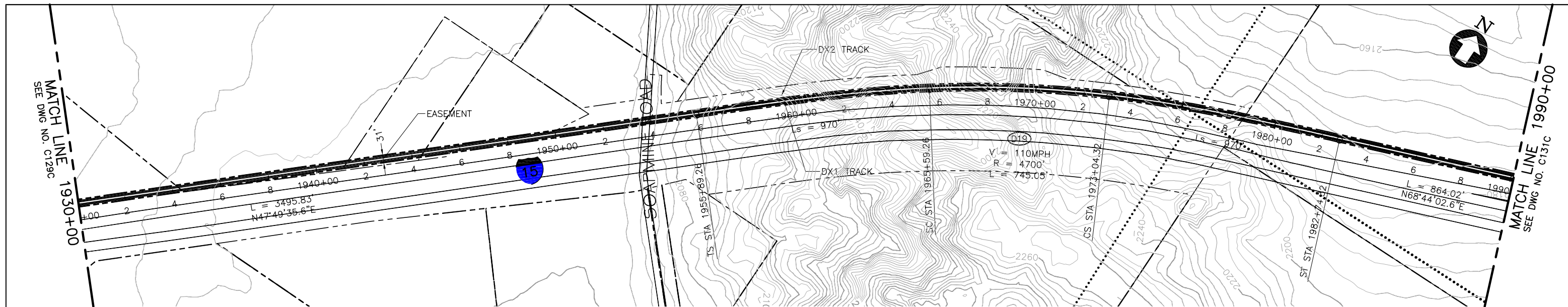
DESIGNED BY  
T. LUNA  
 DRAWN BY  
L. DIFUNTORUM  
 CHECKED BY  
J. MAHER  
 IN CHARGE  
J. MAHER  
 DATE  
04JUN08

**EARTH TECH | AECOM**

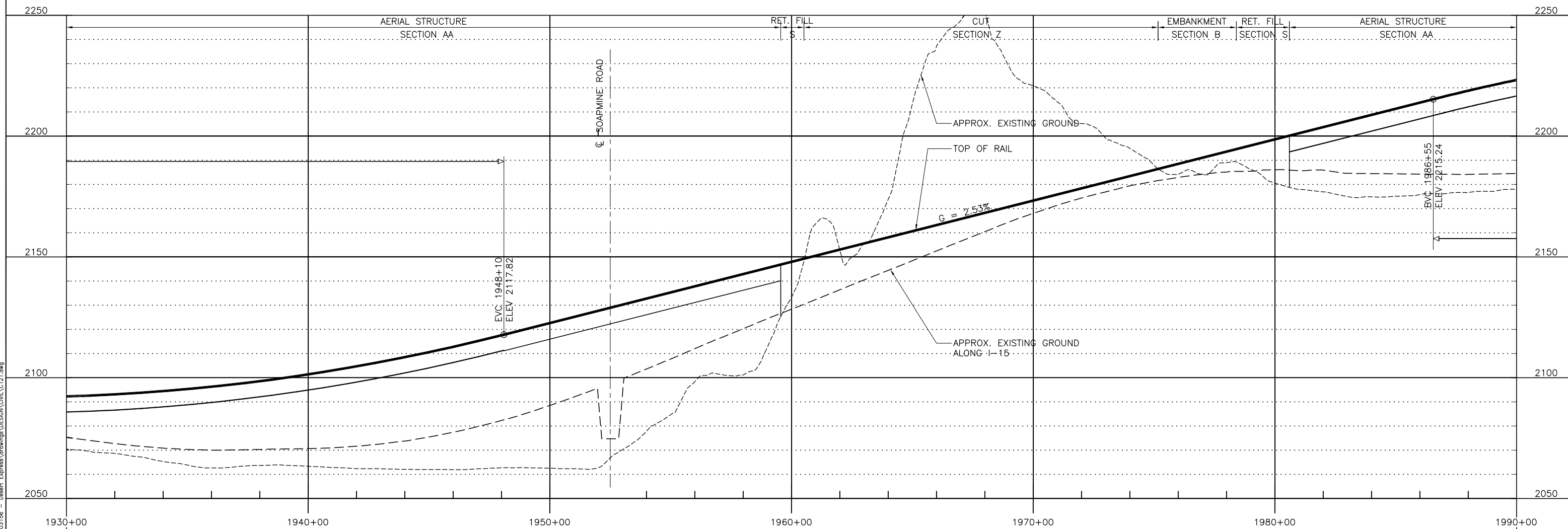
2101 Webster St., Suite 1000  
 Oakland, CA 94612  
 Phone: (510) 419-6000  
 Fax: (510) 419-5355  
 S-A-1-45

**DESERTXPRESS**  
**VICTORVILLE TO LAS VEGAS**  
 PLAN AND PROFILE  
 SEGMENT 2, ALTERNATIVE C  
 STA. DX1 1870+00 TO DX1 1930+00  
 SHEET 29C

CADD FILENAME C121.dwg		
SIZE D	SCALE 1"=200'H; 1"=20'V	CONTRACT NO.
REV. C	SHEET NO. C129C	PAGE NO.



**PLAN**



**PROFILE**

Apr 09, 2010 4:46pm L:\work\101156 - Desert Express Drawings\DESIGN\Civil\C121.dwg  
 Jun 04, 2008 10:11am L:\work\101156 - Desert Express Drawings\DESIGN\Civil\C121.dwg

REV	DATE	BY	SUB	APP	DESCRIPTION
C	09APR10				
B	26FEB10				
A	05JAN09				

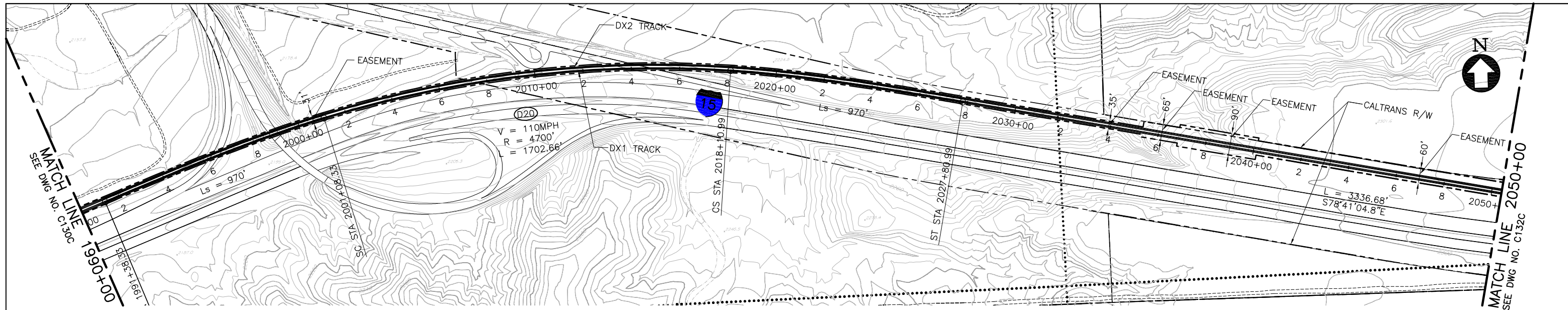
DESIGNED BY  
T. LUNA  
 DRAWN BY  
L. DIFUNTORUM  
 CHECKED BY  
J. MAHER  
 IN CHARGE  
J. MAHER  
 DATE  
04JUN08



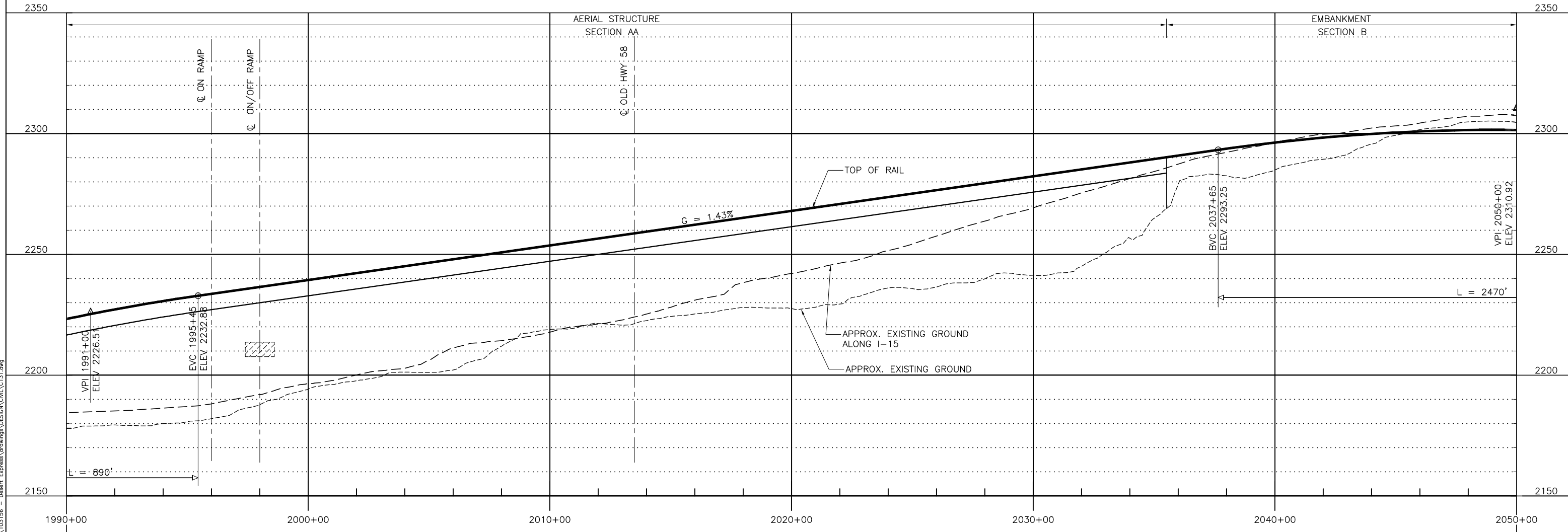
2101 Webster St., Suite 1000  
 Oakland, CA 94612  
 Phone: (510) 419-6000  
 Fax: (510) 419-5355  
 S-A-1-46

<b>DESERTXPRESS</b> VICTORVILLE TO LAS VEGAS PLAN AND PROFILE SEGMENT 2, ALTERNATIVE C STA. DX1 1930+00 TO DX1 1990+00 SHEET 30C			CADD FILENAME C121.dwg SIZE SCALE D 1"=200'H; 1"=20'V CONTRACT NO.
REV.	SHEET NO.	PAGE NO.	
C	C130C		

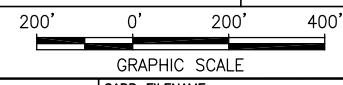




PLAN



PROFILE



Apr 09, 2010 4:45pm L:\work\103156 - Desert Express\Drawings\DESIGN\Civil\C131.dwg  
 Jun10

REV	DATE	BY	SUB	APP	DESCRIPTION
C	09APR10				
B	26FEB10				
A	05JAN09				

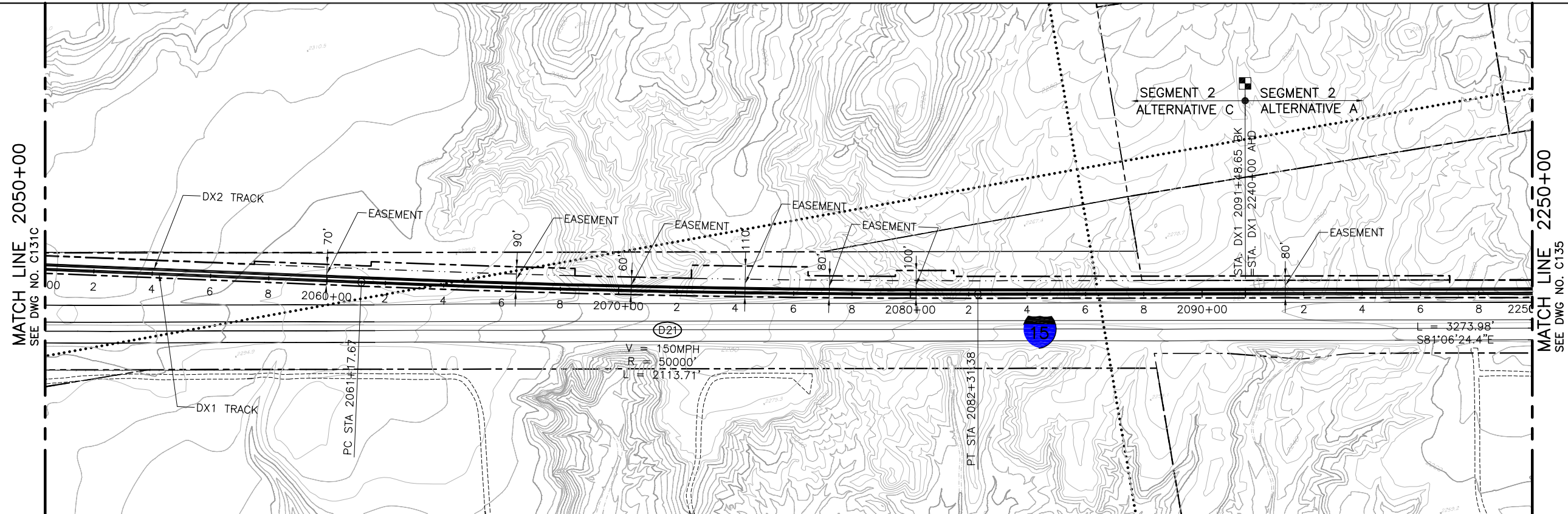
DESIGNED BY  
T. LUNA  
 DRAWN BY  
L. DIFUNTORUM  
 CHECKED BY  
J. MAHER  
 IN CHARGE  
J. MAHER  
 DATE  
04JUN08

**EARTH TECH | AECOM**

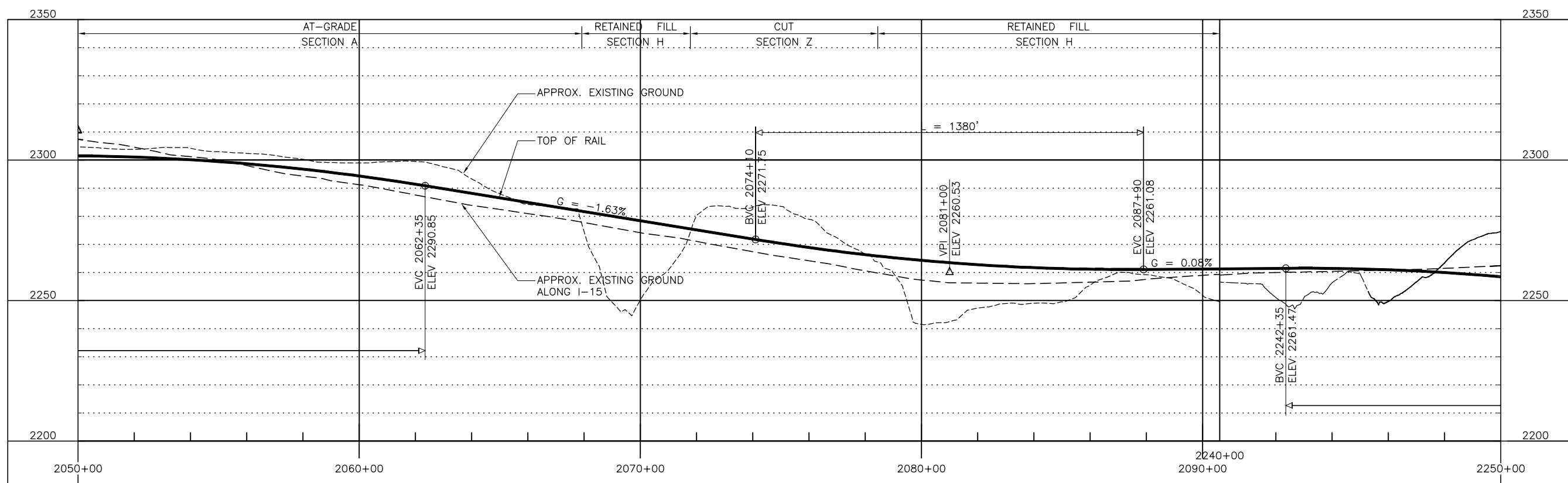
2101 Webster St., Suite 1000  
 Oakland, CA 94612  
 Phone: (510) 419-6000  
 Fax: (510) 419-5355  
 S-A-1-47

**DESERT X PRESS**  
**VICTORVILLE TO LAS VEGAS**  
 PLAN AND PROFILE  
 SEGMENT 2, ALTERNATIVE C  
 STA. DX1 1990+00 TO DX1 2050+00  
 SHEET 31C

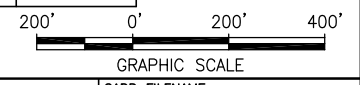
CADD FILENAME C131.dwg		
SIZE D	SCALE 1"=200'H; 1"=20'V	CONTRACT NO.
REV. C	SHEET NO. C131C	PAGE NO.



PLAN



PROFILE



Apr 09, 2010 4:45pm L:\work\103156 - Desert Express\Drawings\DESIGN\C131.dwg  
 L:\work\103156 - Desert Express\Drawings\DESIGN\C131.dwg

REV	DATE	BY	SUB	APP	DESCRIPTION
C	09APR10				
B	26FEB10				
A	05JAN09				

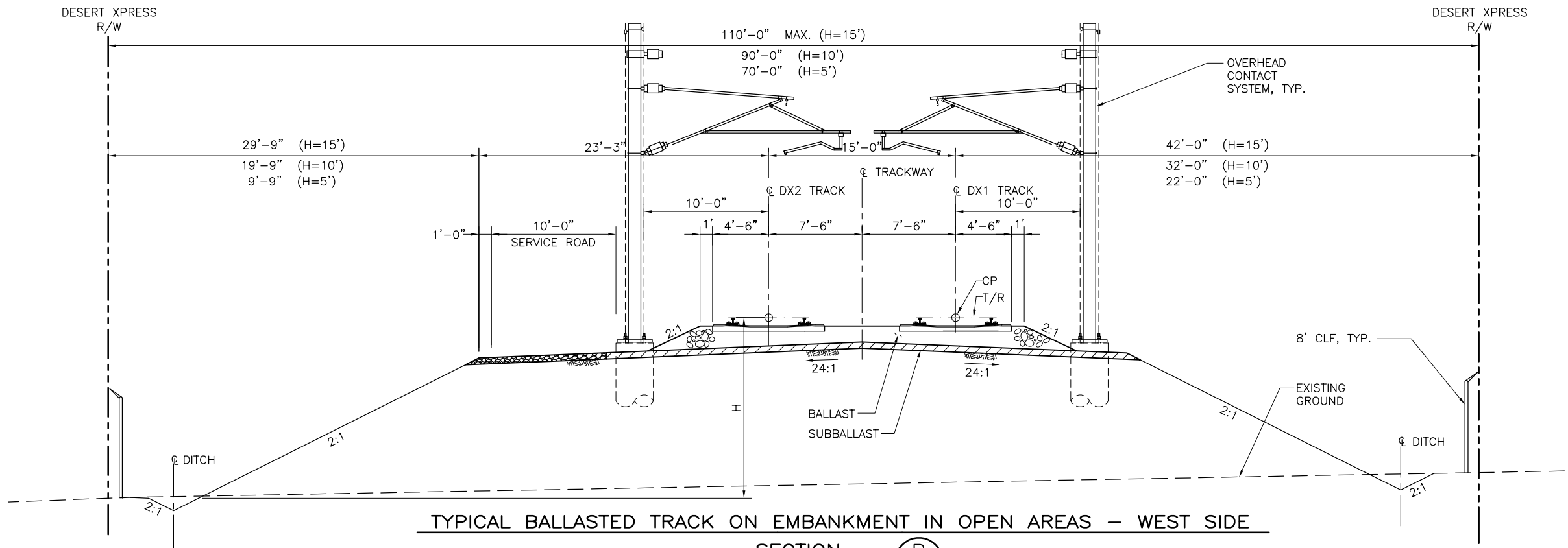
DESIGNED BY T. LUNA
DRAWN BY L. DIFUNTORUM
CHECKED BY J. MAHER
IN CHARGE J. MAHER
DATE 04JUN08

**EARTH TECH | AECOM**

2101 Webster St., Suite 1000  
 Oakland, CA 94612  
 Phone: (510) 419-6000  
 Fax: (510) 419-5355  
 S-A-1-48

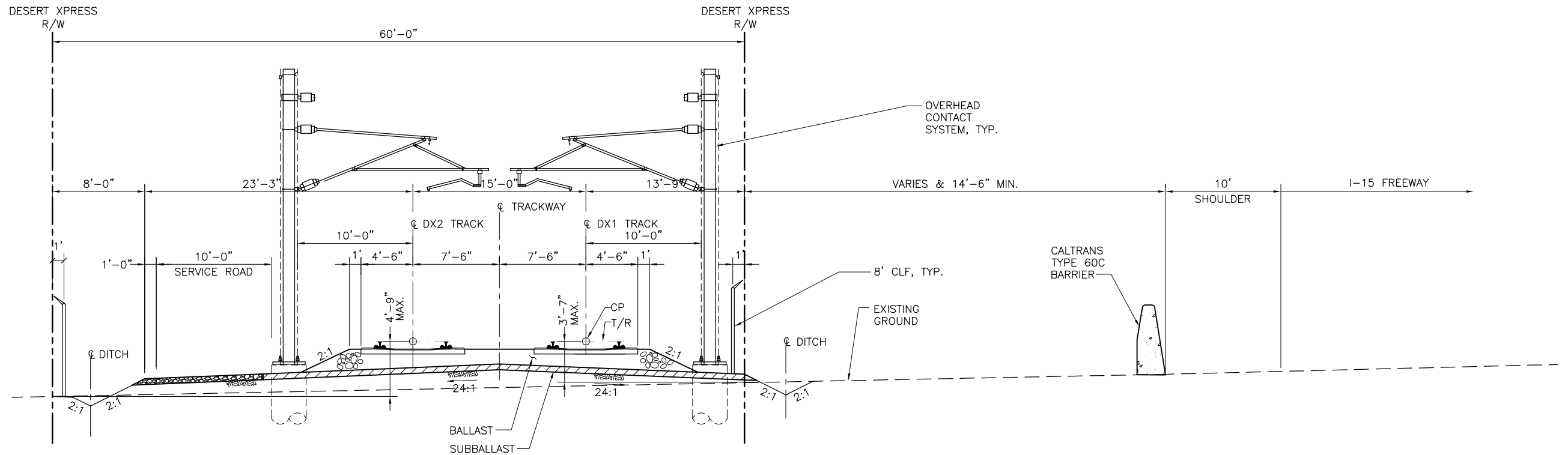
**DESERTXPRESS**  
 VICTORVILLE TO LAS VEGAS  
 PLAN AND PROFILE  
 SEGMENT 2, ALTERNATIVE C  
 STA. DX1 2050+00 TO DX1 2250+00  
 SHEET 32C

CADD FILENAME C131.dwg		
SIZE D	SCALE 1"=200'H; 1"=20'V	
CONTRACT NO.		
REV. C	SHEET NO. C132C	PAGE NO.



TYPICAL BALLASTED TRACK ON EMBANKMENT IN OPEN AREAS – WEST SIDE

SECTION B  
SCALE: 1"=5'



TYPICAL BALLASTED TRACK AT-GRADE ALONG WEST SIDE OF I-15

SECTION A  
SCALE: 1"=5'

Jun14 Feb 05, 2010 11:28am L:\work\103156 - Desert Express\Drawings\DESIGN\CIVIL\C501.dwg

REV	DATE	BY	SUB	APP	DESCRIPTION

DESIGNED BY  
T. LUNA  
 DRAWN BY  
T. LUNA  
 CHECKED BY  
J. MAHER  
 IN CHARGE  
C. BARBER  
 DATE  
11AUG08

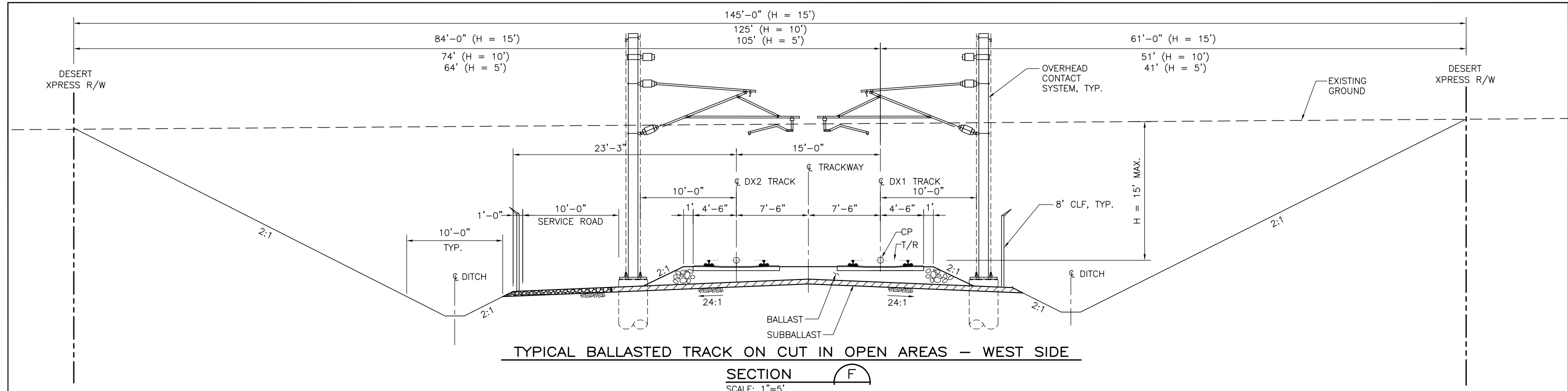
**EARTH TECH | AECOM**

2101 Webster St., Suite 1000  
 Oakland, CA 94612  
 Phone: (510) 419-6000  
 Fax: (510) 419-5355  
 S-A-1-49

**DESERT XPRESS**  
 VICTORVILLE TO LAS VEGAS  
 TYPICAL SECTIONS

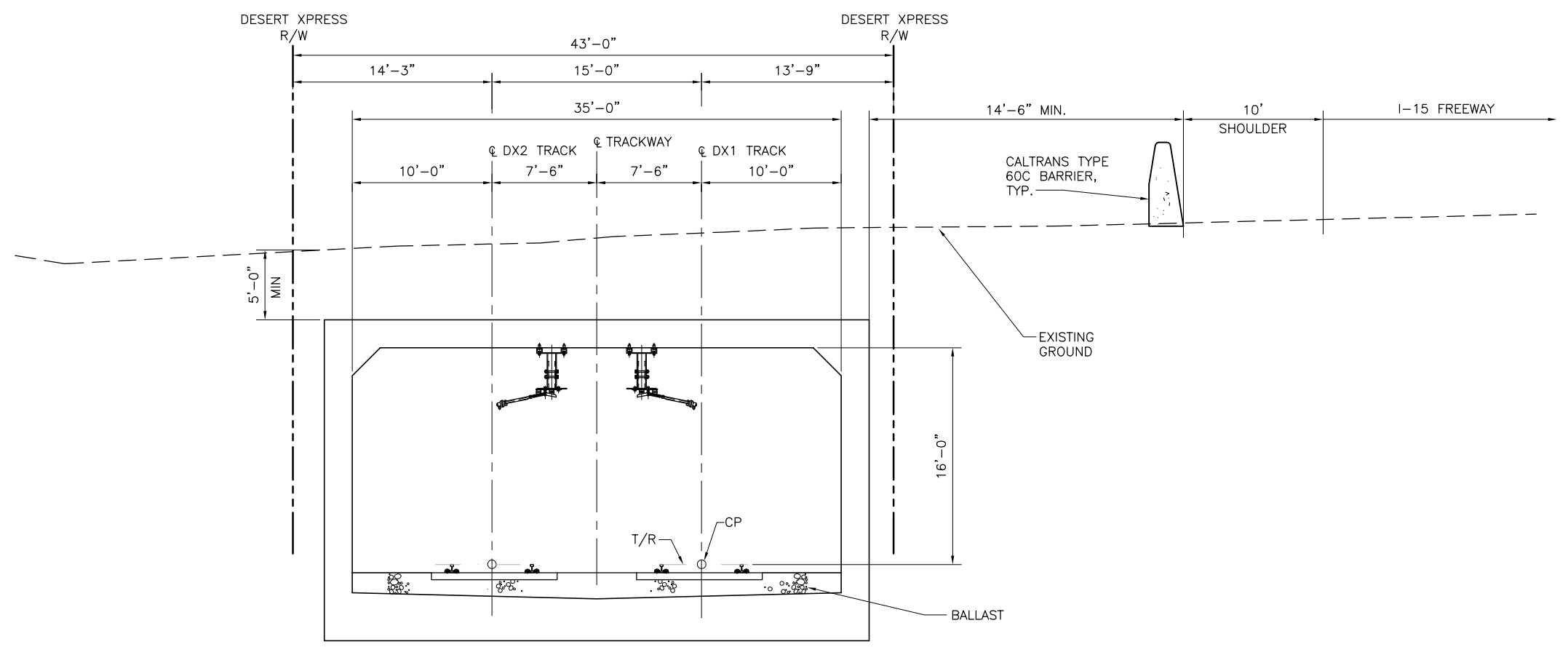
SHEET 1

CADD FILENAME C501.dwg		
SIZE D	SCALE 1"=5'-0"	
CONTRACT NO.		
REV. B	SHEET NO. C501	PAGE NO.



TYPICAL BALLASTED TRACK ON CUT IN OPEN AREAS - WEST SIDE

SECTION F  
SCALE: 1"=5'



TYPICAL BALLASTED TRACK IN SUBWAY BOX

SECTION E  
SCALE: 1"=5'

REV	DATE	BY	SUB	APP	DESCRIPTION

DESIGNED BY  
T. LUNA  
DRAWN BY  
T. LUNA  
CHECKED BY  
J. MAHER  
IN CHARGE  
C. BARBER  
DATE  
11AUG08

**EARTH TECH | AECOM**

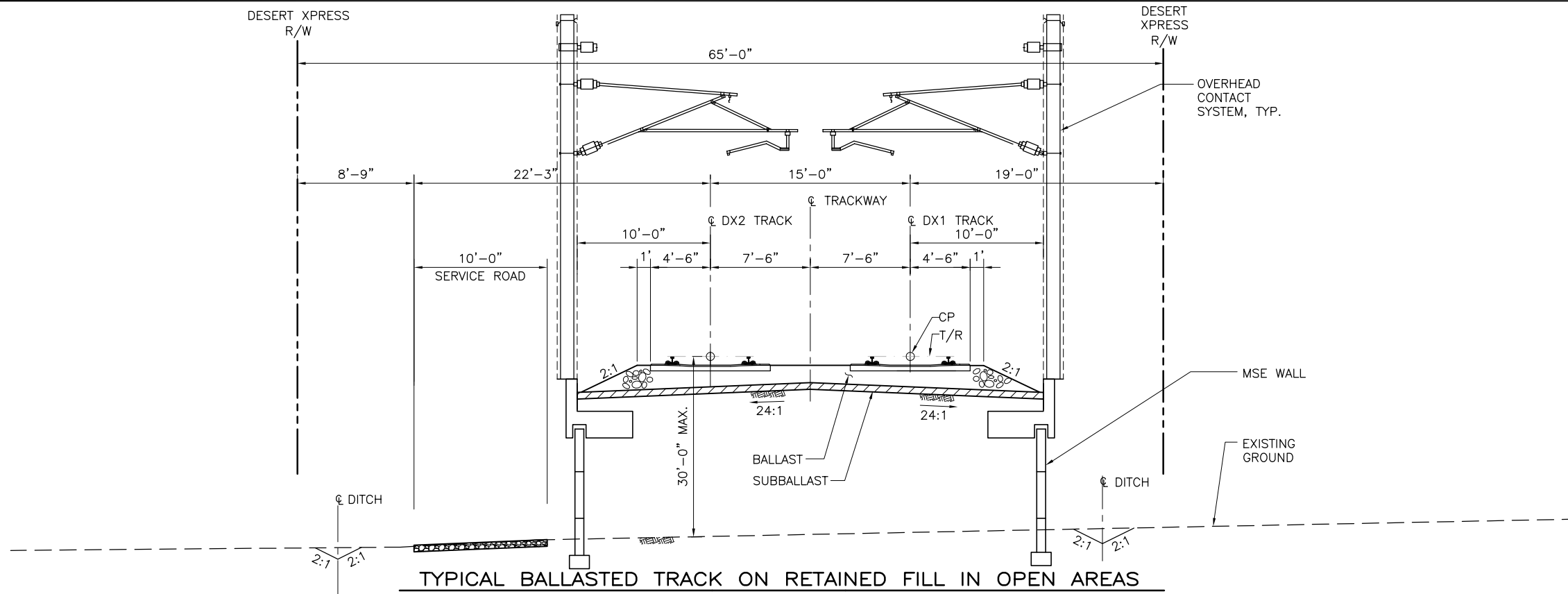
2101 Webster St., Suite 1000  
Oakland, CA 94612  
Phone: (510) 419-6000  
Fax: (510) 419-5355  
S-A-1-50

**DESERT XPRESS**  
VICTORVILLE TO LAS VEGAS  
TYPICAL SECTIONS

SHEET 3

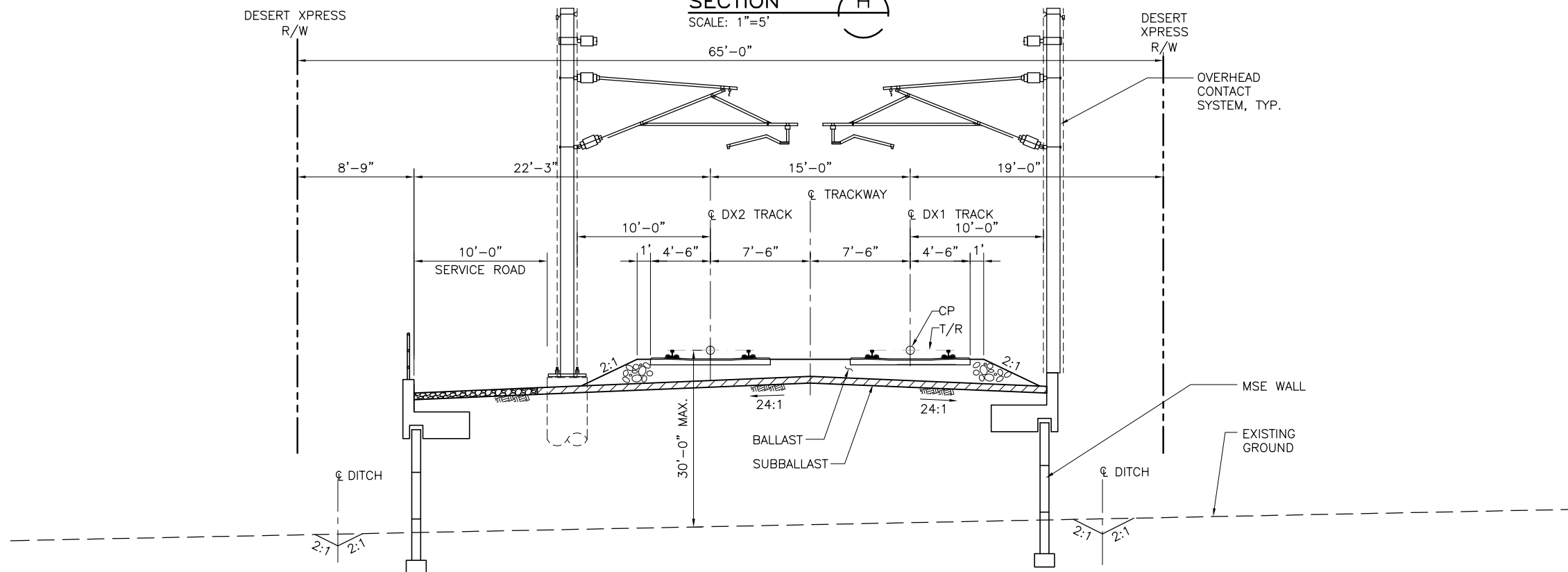
CADD FILENAME C503.dwg		
SIZE D	SCALE 1"=5'-0"	
CONTRACT NO.		
REV. B	SHEET NO. C503	PAGE NO.

Jun14 Feb 05, 2010 11:30am L:\work\103156 - Desert Express\Drawings\DESIGN\CIVIL\C503.dwg



TYPICAL BALLASTED TRACK ON RETAINED FILL IN OPEN AREAS

SECTION H  
SCALE: 1"=5'



TYPICAL BALLASTED TRACK ON RETAINED FILL WITH SERVICE ROAD IN OPEN AREAS - WEST SIDE

SECTION G  
SCALE: 1"=5'

Jun16 Feb 05, 2010 11:31am L:\work\103156 - Desert Express\Drawings\DESIGN\CIVIL\C504.dwg

REV	DATE	BY	SUB	APP	DESCRIPTION

DESIGNED BY T. LUNA
DRAWN BY T. LUNA
CHECKED BY J. MAHER
IN CHARGE C. BARBER
DATE 11AUG08

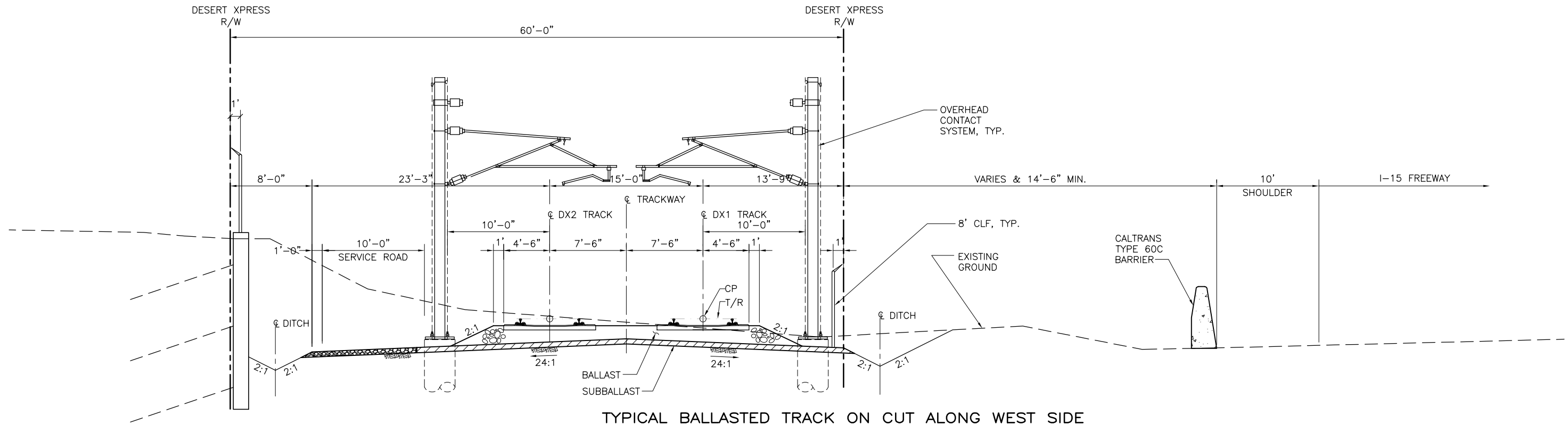
**EARTH TECH | AECOM**

2101 Webster St., Suite 1000  
Oakland, CA 94612  
Phone: (510) 419-6000  
Fax: (510) 419-5355  
S-A-1-51

**DESERT XPRESS**  
VICTORVILLE TO LAS VEGAS  
TYPICAL SECTIONS

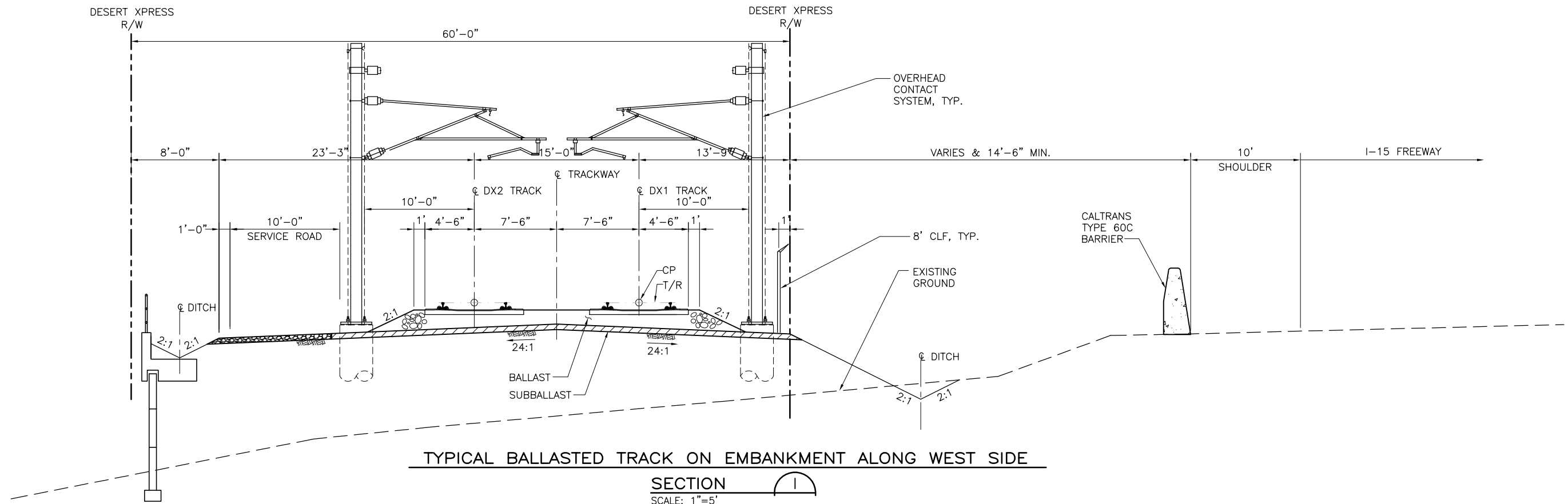
SHEET 4

CADD FILENAME C504.dwg		
SIZE D	SCALE 1"=5'-0"	
CONTRACT NO.		
REV. B	SHEET NO. C504	PAGE NO.



TYPICAL BALLASTED TRACK ON CUT ALONG WEST SIDE

SECTION J  
SCALE: 1"=5'



TYPICAL BALLASTED TRACK ON EMBANKMENT ALONG WEST SIDE

SECTION I  
SCALE: 1"=5'

Jun16 Feb 05, 2010 11:31am L:\work\103156 - Desert Express\Drawings\DESIGN\CIVIL\C505.dwg

REV	DATE	BY	SUB	APP	DESCRIPTION

DESIGNED BY  
T. LUNA  
 DRAWN BY  
T. LUNA  
 CHECKED BY  
J. MAHER  
 IN CHARGE  
C. BARBER  
 DATE  
19SEP08

**EARTH TECH | AECOM**

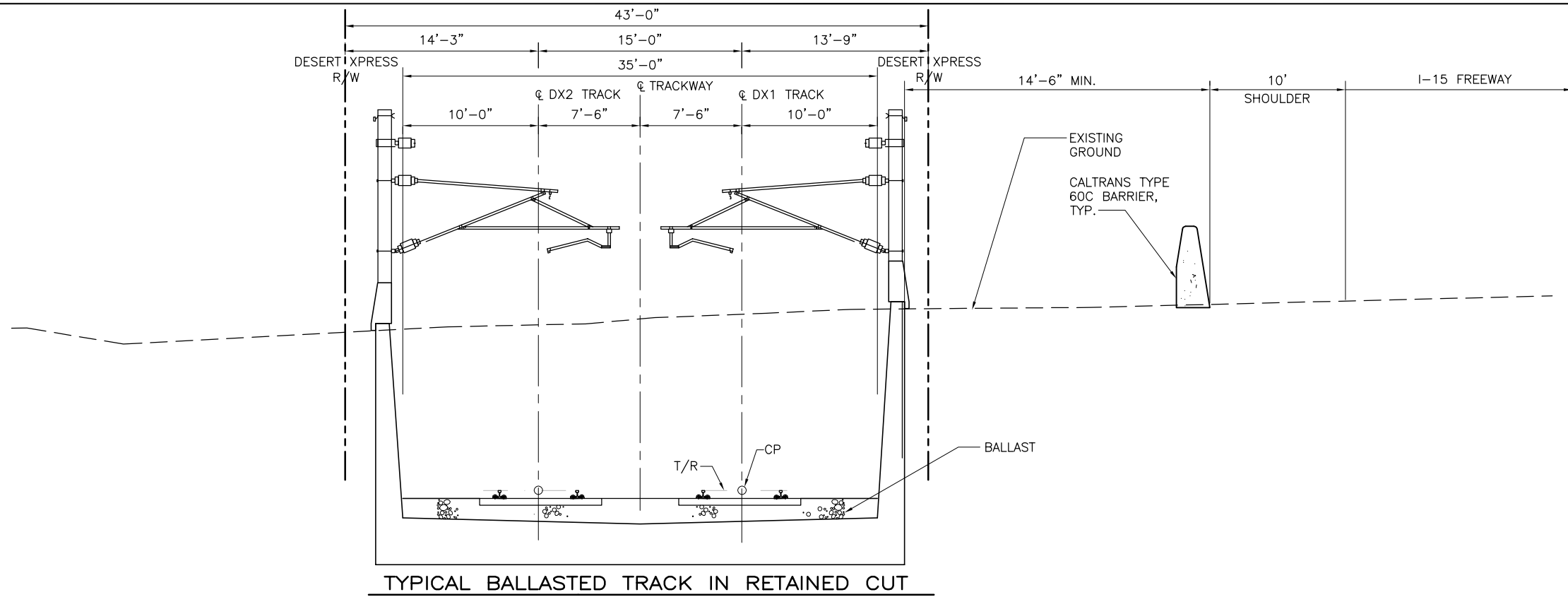
2101 Webster St., Suite 1000  
 Oakland, CA 94612  
 Phone: (510) 419-6000  
 Fax: (510) 419-5355  
 S-A-1-52

**DESERT Xpress**  
 VICTORVILLE TO LAS VEGAS  
 TYPICAL SECTIONS

SHEET 5

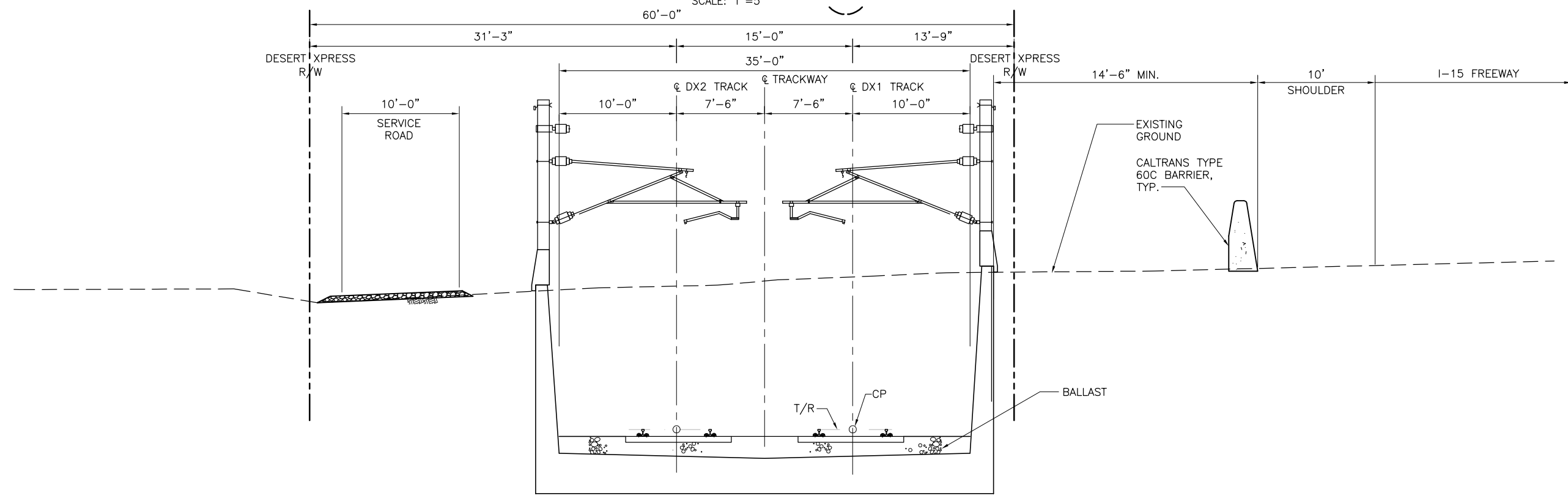
CADD FILENAME C505.dwg		
SIZE D	SCALE 1"=5'-0"	
CONTRACT NO.		
REV. B	SHEET NO. C505	PAGE NO.

Jun14 Feb 05, 2010 11:32am L:\work\103156 - Desert Express\Drawings\DESIGN\CIVIL\C506.dwg



TYPICAL BALLASTED TRACK IN RETAINED CUT

SECTION K1  
SCALE: 1"=5'



TYPICAL BALLASTED TRACK IN RETAINED CUT

SECTION K  
SCALE: 1"=5'

REV	DATE	BY	SUB	APP	DESCRIPTION

DESIGNED BY  
T. LUNA  
 DRAWN BY  
T. LUNA  
 CHECKED BY  
J. MAHER  
 IN CHARGE  
C. BARBER  
 DATE  
19SEP08

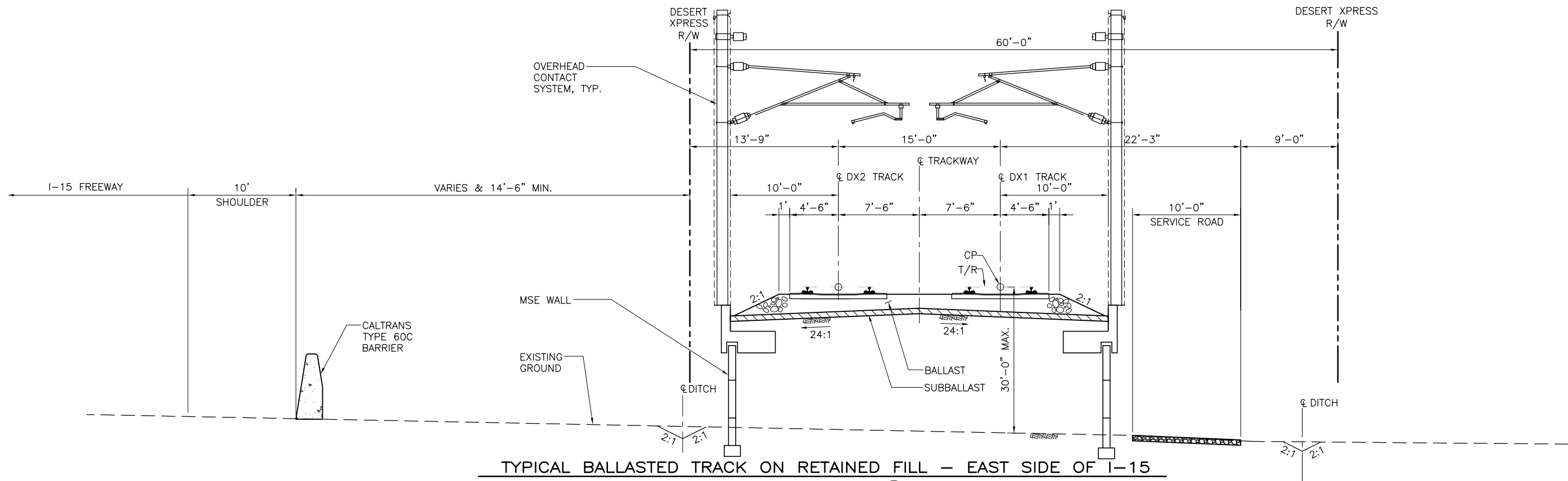
**EARTH TECH | AECOM**

2101 Webster St., Suite 1000  
 Oakland, CA 94612  
 Phone: (510) 419-6000  
 Fax: (510) 419-5355  
 S-A-1-53

**DESERT XPRESS**  
 VICTORVILLE TO LAS VEGAS  
 TYPICAL SECTIONS

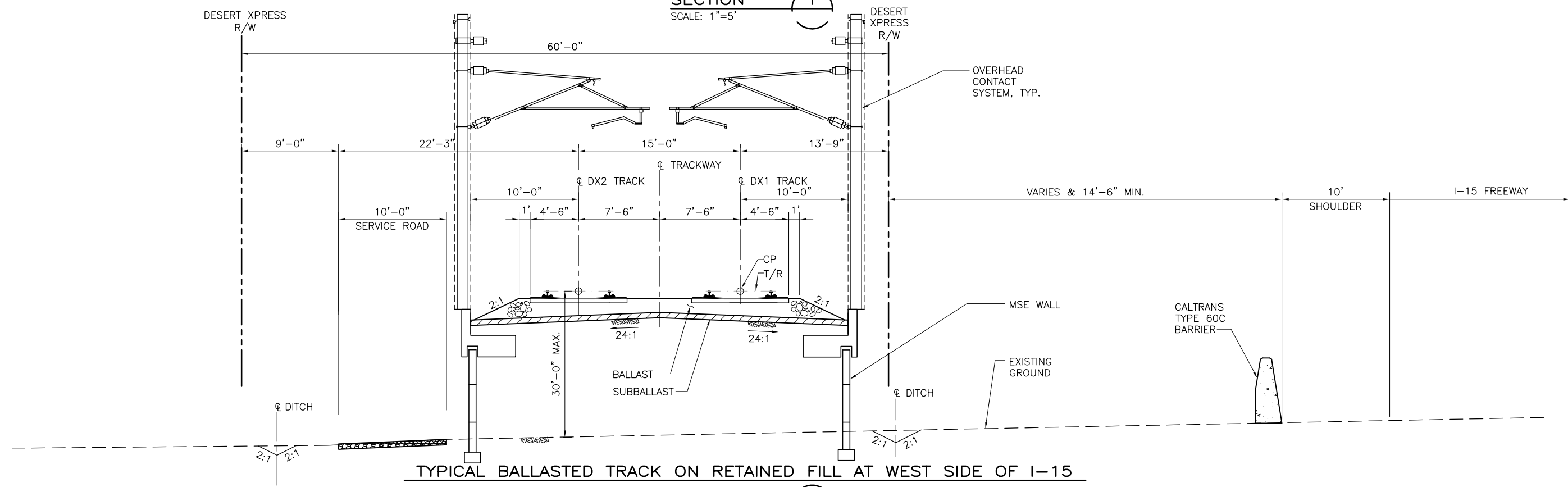
SHEET 6

CADD FILENAME C506.dwg		
SIZE D	SCALE 1"=5'-0"	
CONTRACT NO.		
REV. B	SHEET NO. C506	PAGE NO.



TYPICAL BALLASTED TRACK ON RETAINED FILL – EAST SIDE OF I-15

SECTION T  
SCALE: 1"=5'



TYPICAL BALLASTED TRACK ON RETAINED FILL AT WEST SIDE OF I-15

SECTION S  
SCALE: 1"=5'

Jun14 Feb 05, 2010 11:34am L:\work\103156 - Desert Express\Drawings\DESIGN\Civil\C511.dwg

REV	DATE	BY	SUB	APP	DESCRIPTION

DESIGNED BY  
T. LUNA  
 DRAWN BY  
T. LUNA  
 CHECKED BY  
J. MAHER  
 IN CHARGE  
C. BARBER  
 DATE  
19SEP08

**EARTH TECH | AECOM**

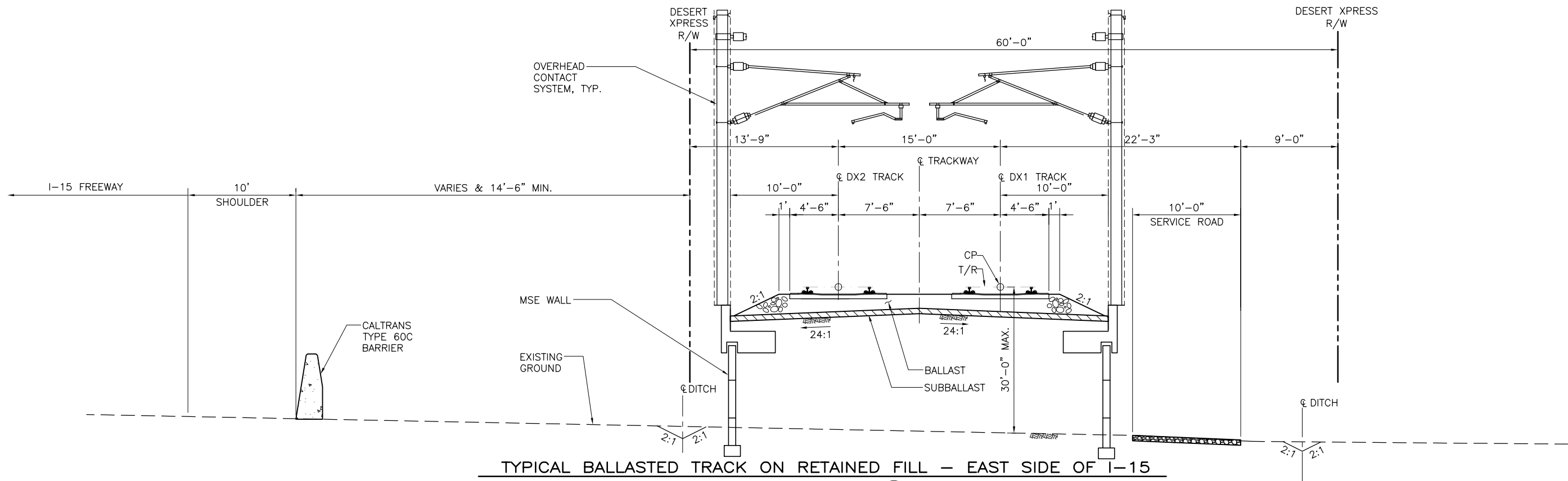
2101 Webster St., Suite 1000  
 Oakland, CA 94612  
 Phone: (510) 419-6000  
 Fax: (510) 419-5355  
 S-A-1-54

**DESERT Xpress**  
 VICTORVILLE TO LAS VEGAS  
 TYPICAL SECTIONS

SHEET 11

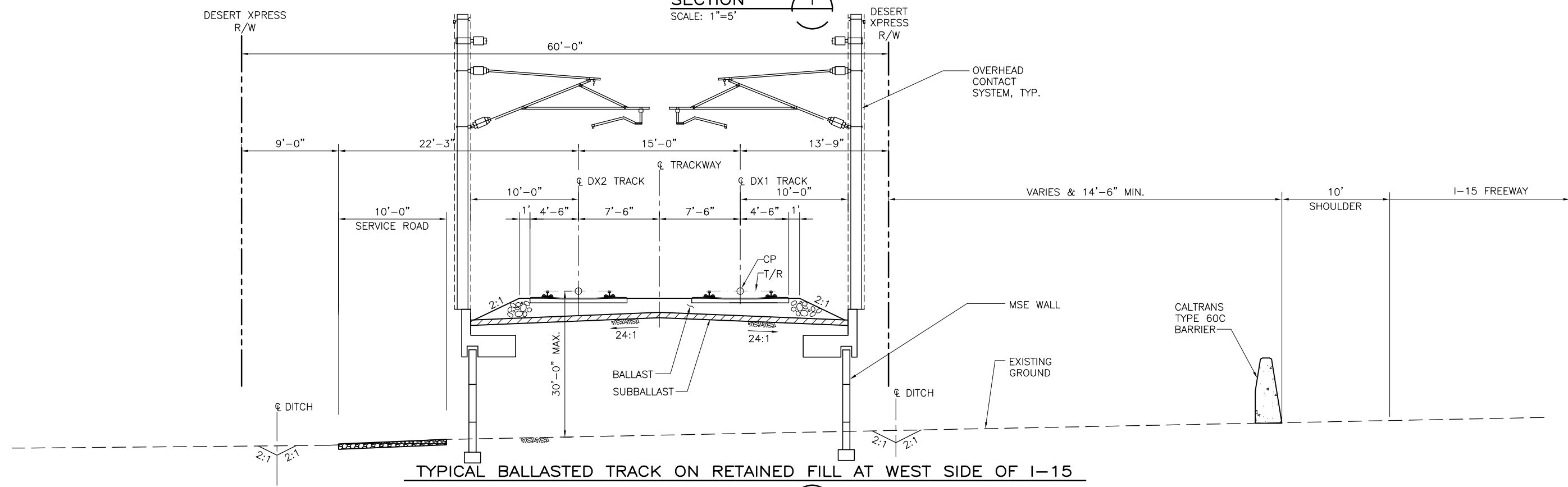
CADD FILENAME C511.dwg		
SIZE D	SCALE 1"=5'-0"	
CONTRACT NO.		
REV. B	SHEET NO. C511	PAGE NO.





TYPICAL BALLASTED TRACK ON RETAINED FILL – EAST SIDE OF I-15

SECTION T  
SCALE: 1"=5'



TYPICAL BALLASTED TRACK ON RETAINED FILL AT WEST SIDE OF I-15

SECTION S  
SCALE: 1"=5'

Jun 05, 2010 11:34am L:\work\103156 - Desert Express\Drawings\DESIGN\Civil\C511.dwg  
 CADD FILENAME: C511.dwg  
 SIZE: D  
 SCALE: 1"=5'-0"  
 CONTRACT NO.  
 REV. B SHEET NO. C511 PAGE NO.  
 SHEET 11

REV	DATE	BY	SUB	APP	DESCRIPTION

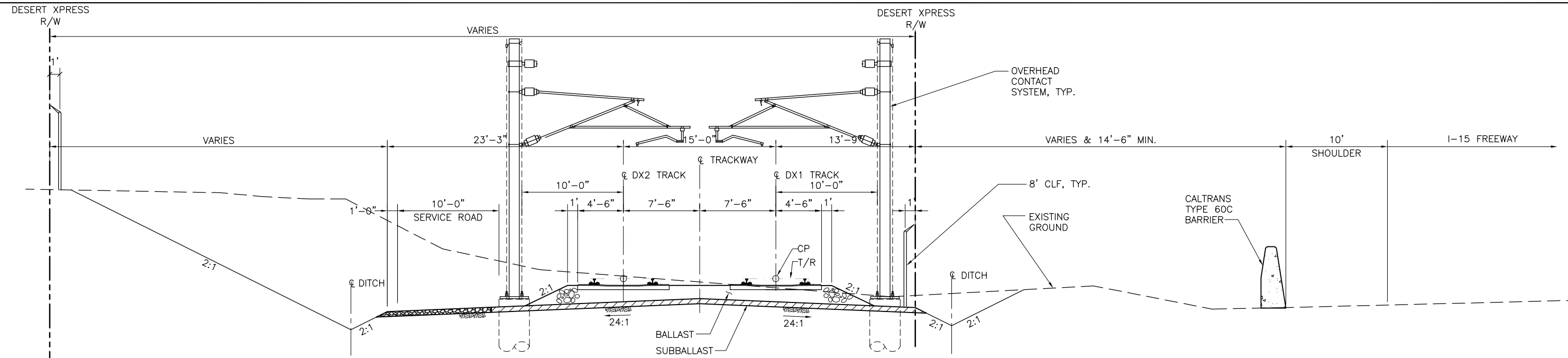
DESIGNED BY T. LUNA
DRAWN BY T. LUNA
CHECKED BY J. MAHER
IN CHARGE C. BARBER
DATE 19SEP08

**EARTH TECH | AECOM**

2101 Webster St., Suite 1000  
 Oakland, CA 94612  
 Phone: (510) 419-6000  
 Fax: (510) 419-5355  
 S-A-1-55

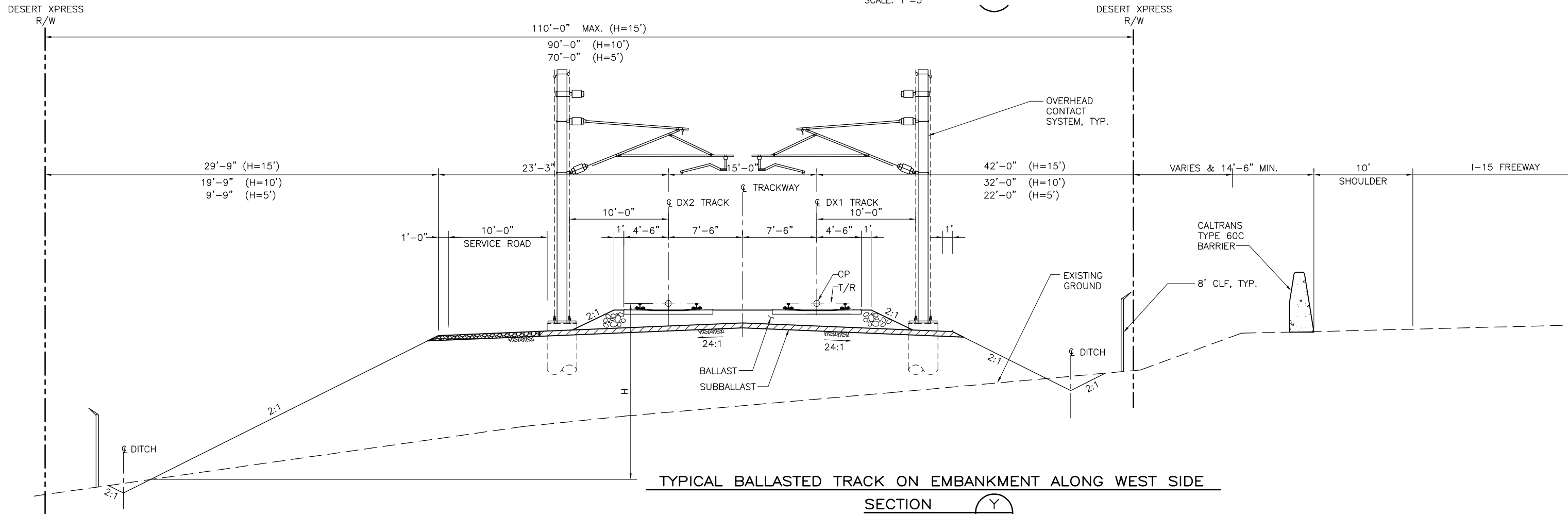
**DESERT Xpress**  
 VICTORVILLE TO LAS VEGAS  
 TYPICAL SECTIONS

CADD FILENAME C511.dwg
SIZE D
SCALE 1"=5'-0"
CONTRACT NO.
REV. B
SHEET NO. C511
PAGE NO.



TYPICAL BALLASTED TRACK ON CUT ALONG WEST SIDE

SECTION **Z**  
SCALE: 1"=5'



TYPICAL BALLASTED TRACK ON EMBANKMENT ALONG WEST SIDE

SECTION **Y**  
SCALE: 1"=5'

Jun12 Feb 05, 2010 11:27am L:\work\103156 - Desert Express\Drawings\DESIGN\CIVIL\C517.dwg

REV	DATE	BY	SUB	APP	DESCRIPTION

DESIGNED BY T. LUNA
DRAWN BY T. LUNA
CHECKED BY J. MAHER
IN CHARGE J. MAHER
DATE 11DEC09

**EARTH TECH | AECOM**

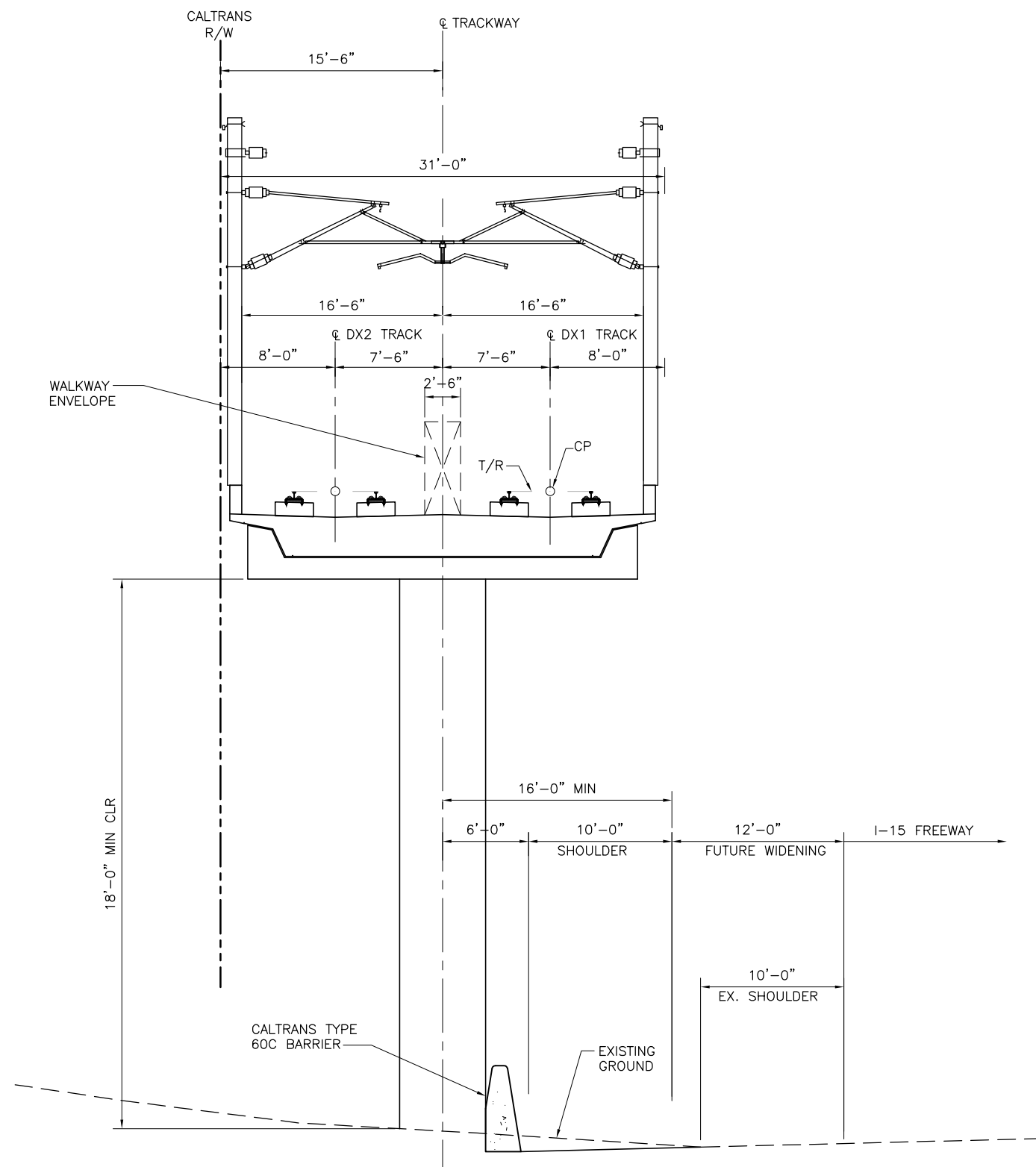
2101 Webster St., Suite 1000  
Oakland, CA 94612  
Phone: (510) 419-6000  
Fax: (510) 419-5355  
S-A-1-56

**DESERT XPRESS**  
VICTORVILLE TO LAS VEGAS  
TYPICAL SECTIONS

SHEET 17

CADD FILENAME C517.dwg		
SIZE D	SCALE 1"=5'-0"	
CONTRACT NO.		
REV. A	SHEET NO. C517	PAGE NO.

Jun18 Feb 19, 2010 3:42pm L:\work\103156 - Desert Express\Drawings\DESIGN\Civil\0518.dwg



**TYPICAL DIRECT FIXATION TRACK ON AERIAL STRUCTURE**

SECTION AA  
SCALE: 1"=5'

REV	DATE	BY	SUB	APP	DESCRIPTION

DESIGNED BY  
T. LUNA  
 DRAWN BY  
T. LUNA  
 CHECKED BY  
J. MAHER  
 IN CHARGE  
J. MAHER  
 DATE  
17FEB10

**EARTH TECH | AECOM**

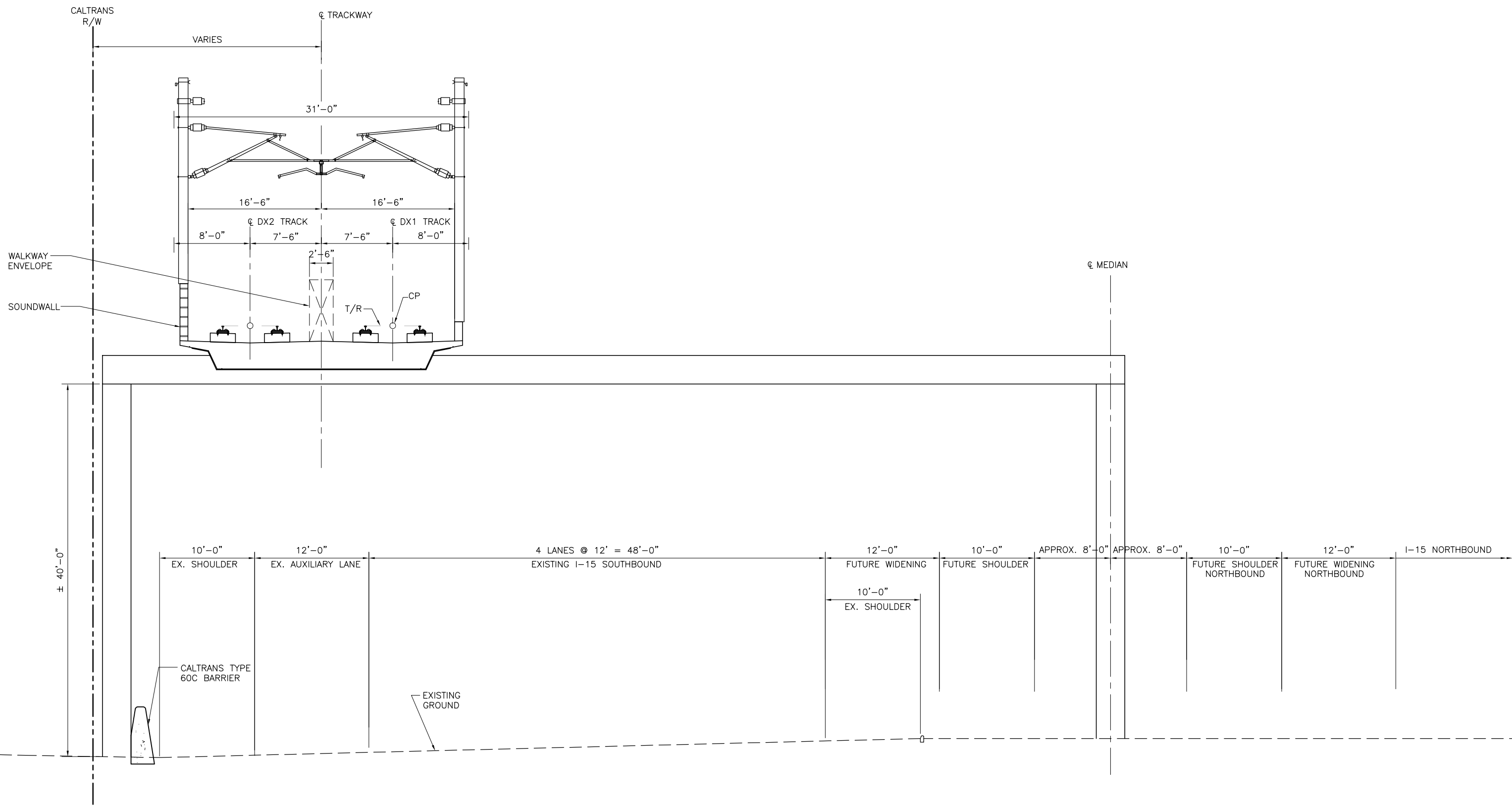
2101 Webster St., Suite 1000  
 Oakland, CA 94612  
 Phone: (510) 419-6000  
 Fax: (510) 419-5355  
 S-A-1-57

**DESERT Xpress**  
 VICTORVILLE TO LAS VEGAS  
 TYPICAL SECTIONS

SHEET 18

CADD FILENAME C518.dwg		
SIZE D	SCALE 1"=5'-0"	
CONTRACT NO.		
REV. A	SHEET NO. C518	PAGE NO.

Jun18 Feb 19, 2010 2:02pm L:\work\103158 - Desert Express\Drawings\DESIGN\Civil\0519.dwg



**TYPICAL DIRECT FIXATION TRACK ON AERIAL STRUCTURE**

SECTION AB  
SCALE: 1"=5'

REV	DATE	BY	SUB	APP	DESCRIPTION

DESIGNED BY  
T. LUNA  
 DRAWN BY  
T. LUNA  
 CHECKED BY  
J. MAHER  
 IN CHARGE  
J. MAHER  
 DATE  
17FEB10

**EARTH TECH | AECOM**

2101 Webster St., Suite 1000  
 Oakland, CA 94612  
 Phone: (510) 419-6000  
 Fax: (510) 419-5355  
 S-A-1-58

**DESERTXPRESS**  
 VICTORVILLE TO LAS VEGAS  
 TYPICAL SECTIONS

SHEET 19

CADD FILENAME C519.dwg		
SIZE D	SCALE 1"=5'-0"	
CONTRACT NO.		
REV. A	SHEET NO. C519	PAGE NO.