

## **APPENDIX F-C**

### **Plan and Profile Drawings of the Preferred Alternative**





### Temporary Construction Areas (TCA) Translation Sheet

Please note that the Final EIS and the following Plan and Profile Sheets differ in referencing several TCAs. This translation table is provided to bridge the gap between these references. The table provides the corresponding TCA callouts for the Final EIS and Plan and Profile Sheets.

<b>TCA No. (Final EIS)</b>	<b>TCA No. (Plan and Profile Sheets)</b>	<b>Corresponding Plan and Profile Sheet</b>
2C1	3	Sheet C125C
4C1	23	Sheet C217C
4C2	20	Sheet C220C
4C3	21	Sheet C220C
4C4	24	Sheet C225C
4C5	25	Sheet C232C



# DESERTXPRESS


## FINAL EIS PLAN AND PROFILE MARCH 2011 AGENCY PREFERRED ALTERNATIVE



2101 Webster St., Suite 1000  
Oakland, CA 94612  
Phone: (510) 419-6000  
Fax: (510) 419-5355


APPROVED  
PRESIDENT, TRANSMAX

DATE




APPROVED  
DIRECTOR OF PUBLIC WORKS, CALIFORNIA

DATE




APPROVED  
DIRECTOR OF PUBLIC WORKS, NEVADA

DATE



ATTEST

DATE



SHT. 1 OF  
PROJECT NO.

—

## INDEX OF DRAWINGS

DWG. NO.	REV.	TITLE	PAGE NO.	DWG. NO.	REV.	TITLE	PAGE NO.	DWG. NO.	REV.	TITLE	PAGE NO.	DWG. NO.	REV.	TITLE	PAGE NO.
<b>GENERAL</b>				<b>CIVIL</b>				<b>CIVIL</b>				<b>CIVIL</b>			
X001	E	COVER SHEET		C118C	C	PLAN AND PROFILE SEGMENT 1, ALTERNATIVE C STA. 1210+00 TO 1270+00 SHEET 18C		C133		NOT USED		C149	C	PLAN AND PROFILE SEGMENT 3, ALTERNATIVE B STA. 3070+00 TO 3130+00 SHEET 49	
X002	G	INDEX OF DRAWINGS, SHEET 1 OF 4		C119C	C	PLAN AND PROFILE SEGMENT 1, ALTERNATIVE C STA. 1270+00 TO 1330+00 SHEET 19C		C134		NOT USED		C150	C	PLAN AND PROFILE SEGMENT 3, ALTERNATIVE B STA. 3130+00 TO 3190+00 SHEET 50	
X003	E	INDEX OF DRAWINGS, SHEET 2 OF 4		C120C	C	PLAN AND PROFILE SEGMENT 1, ALTERNATIVE C STA. 1330+00 TO 1390+00 SHEET 20C		C135	F	PLAN AND PROFILE SEGMENT 2, ALTERNATIVE A STA. 2250+00 TO 2290+00 SHEET 35		C151	D	PLAN AND PROFILE SEGMENT 3, ALTERNATIVE B STA. 3190+00 TO 3250+00 SHEET 51	
X004	G	INDEX OF DRAWINGS, SHEET 3 OF 4		C121C	D	PLAN AND PROFILE SEGMENT 1, ALTERNATIVE C STA. 1390+00 TO 1450+00 SHEET 21C		C136	D	PLAN AND PROFILE SEGMENT 2, ALTERNATIVE A STA. 2290+00 TO 2350+00 SHEET 36		C152	D	PLAN AND PROFILE SEGMENT 3, ALTERNATIVE B STA. 3250+00 TO 3310+00 SHEET 52	
X005	A	INDEX OF DRAWINGS, SHEET 4 OF 4		C122C	C	PLAN AND PROFILE SEGMENT 1, ALTERNATIVE C STA. 1450+00 TO 1510+00 SHEET 22C		C137	E	PLAN AND PROFILE SEGMENT 2, ALTERNATIVE A STA. 2350+00 TO 2410+00 SHEET 37		C153	C	PLAN AND PROFILE SEGMENT 3, ALTERNATIVE B STA. 3310+00 TO 3370+00 SHEET 53	
<b>CIVIL</b>				C123C	C	PLAN AND PROFILE SEGMENT 2, ALTERNATIVE C STA. 1510+00 TO 1570+00 SHEET 23C		C138	E	PLAN AND PROFILE SEGMENT 2, ALTERNATIVE A STA. 2410+00 TO 2470+00 SHEET 38		C154	C	PLAN AND PROFILE SEGMENT 3, ALTERNATIVE B STA. 3370+00 TO 3430+00 SHEET 54	
C011	D	KEY PLAN		C124C	C	PLAN AND PROFILE SEGMENT 2, ALTERNATIVE C STA. 1570+00 TO 1630+00 SHEET 24C		C139	E	PLAN AND PROFILE SEGMENT 2, ALTERNATIVE A STA. 2470+00 TO 2530+00 SHEET 39		C155	C	PLAN AND PROFILE SEGMENT 3, ALTERNATIVE B STA. 3430+00 TO 3490+00 SHEET 55	
C012	A	SITE MAP		C125C	C	PLAN AND PROFILE SEGMENT 2, ALTERNATIVE C STA. 1630+00 TO 1690+00 SHEET 25C		C140	E	PLAN AND PROFILE SEGMENT 2, ALTERNATIVE A STA. 2530+00 TO 2590+00 SHEET 40		C156	C	PLAN AND PROFILE SEGMENT 3, ALTERNATIVE B STA. 3490+00 TO 3550+00 SHEET 56	
C013	A	PLAN SEGMENT 1, ALTERNATIVE B VICTORVILLE STATION/OMSF YARD		C126C	C	PLAN AND PROFILE SEGMENT 2, ALTERNATIVE C STA. 1690+00 TO 1750+00 SHEET 26C		C141	F	PLAN AND PROFILE SEGMENT 2, ALTERNATIVE A STA. 2590+00 TO 2650+00 SHEET 41		C157	C	PLAN AND PROFILE SEGMENT 3, ALTERNATIVE B STA. 3550+00 TO 3610+00 SHEET 57	
C108	C	PLAN AND PROFILE SEGMENT 1, ALTERNATIVE B STA. 630+76 TO 670+00 SHEET 08		C127C	C	PLAN AND PROFILE SEGMENT 2, ALTERNATIVE C STA. 1750+00 TO 1810+00 SHEET 27C		C142	E	PLAN AND PROFILE SEGMENT 3, ALTERNATIVE B STA. 2650+00 TO 2710+00 SHEET 42		C158	C	PLAN AND PROFILE SEGMENT 3, ALTERNATIVE B STA. 3610+00 TO 3670+00 SHEET 58	
C109	D	PLAN AND PROFILE SEGMENT 1, ALTERNATIVE B STA. 670+00 TO 730+00 SHEET 09		C128C	C	PLAN AND PROFILE SEGMENT 2, ALTERNATIVE C STA. 1810+00 TO 1870+00 SHEET 28C		C143	E	PLAN AND PROFILE SEGMENT 3, ALTERNATIVE B STA. 2710+00 TO 2770+00 SHEET 43		C159	C	PLAN AND PROFILE SEGMENT 3, ALTERNATIVE B STA. 3670+00 TO 3730+00 SHEET 59	
C110	C	PLAN AND PROFILE SEGMENT 1, ALTERNATIVE B STA. 730+00 TO 790+00 SHEET 10		C129C	C	PLAN AND PROFILE SEGMENT 2, ALTERNATIVE C STA. 1870+00 TO 1930+00 SHEET 29C		C144	D	PLAN AND PROFILE SEGMENT 3, ALTERNATIVE B STA. 2770+00 TO 2830+00 SHEET 44		C160	C	PLAN AND PROFILE SEGMENT 3, ALTERNATIVE B STA. 3730+00 TO 3790+00 SHEET 60	
C111	D	PLAN AND PROFILE SEGMENT 1, ALTERNATIVE B STA. 790+00 TO 850+00 SHEET 11		C130C	D	PLAN AND PROFILE SEGMENT 2, ALTERNATIVE C STA. 1930+00 TO 1990+00 SHEET 30C		C145	C	PLAN AND PROFILE SEGMENT 3, ALTERNATIVE B STA. 2830+00 TO 2890+00 SHEET 45		C161	C	PLAN AND PROFILE SEGMENT 3, ALTERNATIVE B STA. 3790+00 TO 3850+00 SHEET 61	
C112	C	PLAN AND PROFILE SEGMENT 1, ALTERNATIVE B STA. 850+00 TO 910+00 SHEET 12		C131C	E	PLAN AND PROFILE SEGMENT 2, ALTERNATIVE C STA. 1990+00 TO 2050+00 SHEET 31C		C146	C	PLAN AND PROFILE SEGMENT 3, ALTERNATIVE B STA. 2890+00 TO 2950+00 SHEET 46		C162	C	PLAN AND PROFILE SEGMENT 3, ALTERNATIVE B STA. 3850+00 TO 3910+00 SHEET 62	
C113	D	PLAN AND PROFILE SEGMENT 1, ALTERNATIVE B STA. 910+00 TO 970+00 SHEET 13		C132C	D	PLAN AND PROFILE SEGMENT 2, ALTERNATIVE C STA. 2050+00 TO 2250+00 SHEET 32C		C147	C	PLAN AND PROFILE SEGMENT 3, ALTERNATIVE B STA. 2950+00 TO 3010+00 SHEET 47		C163	D	PLAN AND PROFILE SEGMENT 3, ALTERNATIVE B STA. 3910+00 TO 3970+00 SHEET 63	
C114	D	PLAN AND PROFILE SEGMENT 1, ALTERNATIVE B STA. 970+00 TO 1030+00 SHEET 14						C148	C	PLAN AND PROFILE SEGMENT 3, ALTERNATIVE B STA. 3010+00 TO 3070+00 SHEET 48					
C115C	C	PLAN AND PROFILE SEGMENT 1, ALTERNATIVE C STA. 1030+00 TO 1090+00 SHEET 15C													
C116C	C	PLAN AND PROFILE SEGMENT 1, ALTERNATIVE C STA. 1090+00 TO 1150+00 SHEET 16C													
C117C	C	PLAN AND PROFILE SEGMENT 1, ALTERNATIVE C STA. 1150+00 TO 1210+00 SHEET 17C													

d:\functional\Mar 07, 2011 10:20am L:\work\103156 - Desert Express\Drawings\DESIGN\Civil\X002.dwg

DESIGNED BY T. LUNA
DRAWN BY T. LUNA
CHECKED BY J. MAHER
IN CHARGE J. MAHER
DATE 15JAN10

2101 Webster St., Suite 1000  
Oakland, CA 94612  
Phone: (510) 419-6000  
Fax: (510) 419-5355  
F-C-4

<b>DESERTXPRESS</b> INDEX OF DRAWINGS
SHEET 1 OF 4

CADD FILENAME X002.dwg		
SIZE D	SCALE NTS	
CONTRACT NO.		
REV. I	SHEET NO. X002	PAGE NO.

# INDEX OF DRAWINGS

DWG. NO.	REV.	TITLE	PAGE NO.	DWG. NO.	REV.	TITLE	PAGE NO.	DWG. NO.	REV.	TITLE	PAGE NO.	DWG. NO.	REV.	TITLE	PAGE NO.
<b>CIVIL</b>				<b>CIVIL</b>				<b>CIVIL</b>				<b>CIVIL</b>			
C164	D	PLAN AND PROFILE SEGMENT 3, ALTERNATIVE B STA. 3970+00 TO 4030+00 SHEET 64		C179	D	PLAN AND PROFILE SEGMENT 3, ALTERNATIVE B STA. 4870+00 TO 4930+00 SHEET 79		C194	C	PLAN AND PROFILE SEGMENT 3, ALTERNATIVE B STA. 5770+00 TO 5830+00 SHEET 94		C209	C	PLAN AND PROFILE SEGMENT 3, ALTERNATIVE B STA. 6670+00 TO 6730+00 SHEET 109	
C165	C	PLAN AND PROFILE SEGMENT 3, ALTERNATIVE B STA. 4030+00 TO 4090+00 SHEET 65		C180	C	PLAN AND PROFILE SEGMENT 3, ALTERNATIVE B STA. 4930+00 TO 4990+00 SHEET 80		C195C	A	PLAN AND PROFILE SEGMENT 3, ALTERNATIVE B STA. 5830+00 TO 5890+00 OPTION 3, SHEET 95-3		C210	C	PLAN AND PROFILE SEGMENT 3, ALTERNATIVE B STA. 6730+00 TO 6790+00 SHEET 110	
C166	D	PLAN AND PROFILE SEGMENT 3, ALTERNATIVE B STA. 4090+00 TO 4150+00 SHEET 66		C181	C	PLAN AND PROFILE SEGMENT 3, ALTERNATIVE B STA. 4990+00 TO 5050+00 SHEET 81		C196C	A	PLAN AND PROFILE SEGMENT 3, ALTERNATIVE B STA. 5890+00 TO 5950+00 OPTION 3, SHEET 96-3		C211	D	PLAN AND PROFILE SEGMENT 3, ALTERNATIVE B STA. 6790+00 TO 6850+00 SHEET 111	
C167	C	PLAN AND PROFILE SEGMENT 3, ALTERNATIVE B STA. 4150+00 TO 4210+00 SHEET 67		C182	C	PLAN AND PROFILE SEGMENT 3, ALTERNATIVE B STA. 5050+00 TO 5110+00 SHEET 82		C197C	A	PLAN AND PROFILE SEGMENT 3, ALTERNATIVE B STA. 5950+00 TO 6010+00 OPTION 3, SHEET 97-3		C212	C	PLAN AND PROFILE SEGMENT 3, ALTERNATIVE B STA. 6850+00 TO 6910+00 SHEET 112	
C168	D	PLAN AND PROFILE SEGMENT 3, ALTERNATIVE B STA. 4210+00 TO 4270+00 SHEET 68		C183	C	PLAN AND PROFILE SEGMENT 3, ALTERNATIVE B STA. 5110+00 TO 5170+00 SHEET 83		C198C	A	PLAN AND PROFILE SEGMENT 3, ALTERNATIVE B STA. 6010+00 TO 6070+00 OPTION 3, SHEET 98-3		C213	D	PLAN AND PROFILE SEGMENT 3, ALTERNATIVE B STA. 6910+00 TO 6970+00 SHEET 113	
C169	D	PLAN AND PROFILE SEGMENT 3, ALTERNATIVE B STA. 4270+00 TO 4330+00 SHEET 69		C184	D	PLAN AND PROFILE SEGMENT 3, ALTERNATIVE B STA. 5170+00 TO 5230+00 SHEET 84		C199C	A	PLAN AND PROFILE SEGMENT 3, ALTERNATIVE B STA. 6070+00 TO 6130+00 OPTION 3, SHEET 99-3		C214	D	PLAN AND PROFILE SEGMENT 3, ALTERNATIVE B STA. 6970+00 TO 7030+00 SHEET 114	
C170	D	PLAN AND PROFILE SEGMENT 3, ALTERNATIVE B STA. 4330+00 TO 4390+00 SHEET 70		C185	D	PLAN AND PROFILE SEGMENT 3, ALTERNATIVE B STA. 5230+00 TO 5290+00 SHEET 85		C200C	A	PLAN AND PROFILE SEGMENT 3, ALTERNATIVE B STA. 6130+00 TO 6190+00 OPTION 3, SHEET 100-3		C215	D	PLAN AND PROFILE SEGMENT 3, ALTERNATIVE B STA. 7030+00 TO 7090+00 SHEET 115	
C171	D	PLAN AND PROFILE SEGMENT 3, ALTERNATIVE B STA. 4390+00 TO 4450+00 SHEET 71		C186	C	PLAN AND PROFILE SEGMENT 3, ALTERNATIVE B STA. 5290+00 TO 5350+00 SHEET 86		C201C	A	PLAN AND PROFILE SEGMENT 3, ALTERNATIVE B STA. 6190+00 TO 6250+00 OPTION 3, SHEET 101-3		C216		NOT USED	
C172	C	PLAN AND PROFILE SEGMENT 3, ALTERNATIVE B STA. 4450+00 TO 4510+00 SHEET 72		C187	C	PLAN AND PROFILE SEGMENT 3, ALTERNATIVE B STA. 5350+00 TO 5410+00 SHEET 87		C202C	A	PLAN AND PROFILE SEGMENT 3, ALTERNATIVE B STA. 6250+00 TO 6310+00 OPTION 3, SHEET 102-3		C217A	C	PLAN AND PROFILE SEGMENT 3, ALTERNATIVE B STA. 7090+00 TO 7150+00 SHEET 117A	
C173	D	PLAN AND PROFILE SEGMENT 3, ALTERNATIVE B STA. 4510+00 TO 4570+00 SHEET 73		C188	D	PLAN AND PROFILE SEGMENT 3, ALTERNATIVE B STA. 5410+00 TO 5470+00 SHEET 88		C203C	A	PLAN AND PROFILE SEGMENT 3, ALTERNATIVE B STA. 6310+00 TO 6370+00 OPTION 3, SHEET 103-3		C218A	C	PLAN AND PROFILE SEGMENT 4, ALTERNATIVE A STA. 7180+00 TO 7210+00 SHEET 118A	
C174	D	PLAN AND PROFILE SEGMENT 3, ALTERNATIVE B STA. 4570+00 TO 4630+00 SHEET 74		C189	C	PLAN AND PROFILE SEGMENT 3, ALTERNATIVE B STA. 5470+00 TO 5530+00 SHEET 89		C204	C	PLAN AND PROFILE SEGMENT 3, ALTERNATIVE B STA. 6370+00 TO 6430+00 SHEET 104		C219A	C	PLAN AND PROFILE SEGMENT 4, ALTERNATIVE A STA. 7210+00 TO 7270+00 SHEET 119A	
C175	C	PLAN AND PROFILE SEGMENT 3, ALTERNATIVE B STA. 4630+00 TO 4690+00 SHEET 75		C190	D	PLAN AND PROFILE SEGMENT 3, ALTERNATIVE B STA. 5530+00 TO 5590+00 SHEET 90		C205	C	PLAN AND PROFILE SEGMENT 3, ALTERNATIVE B STA. 6430+00 TO 6490+00 SHEET 105		C220A	C	PLAN AND PROFILE SEGMENT 4, ALTERNATIVE A STA. 7270+00 TO 7330+00 SHEET 120A	
C176	C	PLAN AND PROFILE SEGMENT 3, ALTERNATIVE B STA. 4690+00 TO 4750+00 SHEET 76		C191	C	PLAN AND PROFILE SEGMENT 3, ALTERNATIVE B STA. 5590+00 TO 5650+00 SHEET 91		C206	C	PLAN AND PROFILE SEGMENT 3, ALTERNATIVE B STA. 6490+00 TO 6550+00 SHEET 106		C221A	C	PLAN AND PROFILE SEGMENT 4, ALTERNATIVE A STA. 7330+00 TO 7390+00 SHEET 121A	
C177	D	PLAN AND PROFILE SEGMENT 3, ALTERNATIVE B STA. 4750+00 TO 4810+00 SHEET 77		C192	D	PLAN AND PROFILE SEGMENT 3, ALTERNATIVE B STA. 5650+00 TO 5710+00 SHEET 92		C207	D	PLAN AND PROFILE SEGMENT 3, ALTERNATIVE B STA. 6550+00 TO 6610+00 SHEET 107		C222A	C	PLAN AND PROFILE SEGMENT 4, ALTERNATIVE A STA. 7390+00 TO 7450+00 SHEET 122A	
C178	D	PLAN AND PROFILE SEGMENT 3, ALTERNATIVE B STA. 4810+00 TO 4870+00 SHEET 78		C193	C	PLAN AND PROFILE SEGMENT 3, ALTERNATIVE B STA. 5710+00 TO 5770+00 SHEET 93		C208	D	PLAN AND PROFILE SEGMENT 3, ALTERNATIVE B STA. 6610+00 TO 6670+00 SHEET 108		C223A	C	PLAN AND PROFILE SEGMENT 4, ALTERNATIVE A STA. 7450+00 TO 7510+00 SHEET 123A	
												C224A	C	PLAN AND PROFILE SEGMENT 4, ALTERNATIVE A STA. 7510+00 TO 7570+00 SHEET 124A	

d:\functional\Mar 07, 2011 10:22am L:\work\103156 - Desert Express\Drawings\DESIGN\CIVIL\X003.dwg

E	01MAR11				DESIGNED BY T. LUNA
D	19NOV10				DRAWN BY T. LUNA
C	25JUN10				CHECKED BY J. MAHER
B	26FEB10				IN CHARGE J. MAHER
A	15JAN10				DATE 15JAN10
REV	DATE	BY	SUB	APP	DESCRIPTION



2101 Webster St., Suite 1000  
Oakland, CA 94612  
Phone: (510) 419-6000  
Fax: (510) 419-5355  
F-C-5

<b>DESERTXPRESS</b> INDEX OF DRAWINGS SHEET 2 OF 4
--

CADD FILENAME X003.dwg		
SIZE D	SCALE NTS	
CONTRACT NO.		
REV. E	SHEET NO. X003	PAGE NO.

# INDEX OF DRAWINGS

DWG. NO.	REV.	TITLE	PAGE NO.	DWG. NO.	REV.	TITLE	PAGE NO.	DWG. NO.	REV.	TITLE	PAGE NO.	DWG. NO.	REV.	TITLE	PAGE NO.
<b>CIVIL</b>				<b>CIVIL</b>				<b>CIVIL</b>				<b>CIVIL</b>			
C225A	C	PLAN AND PROFILE SEGMENT 4, ALTERNATIVE A STA. 7570+00 TO 7630+00 SHEET 125A		C221C	B	PLAN AND PROFILE SEGMENT 4, ALTERNATIVE C STA. 7330+00 TO 7390+00 SHEET 121C		C235	D	PLAN AND PROFILE SEGMENT 5, ALTERNATIVE B STA. 8177+00 TO 8230+00 SHEET 135		C250	D	PLAN AND PROFILE SEGMENT 5, ALTERNATIVE B STA. 9070+00 TO 9130+00 SHEET 150	
C226A	C	PLAN AND PROFILE SEGMENT 4, ALTERNATIVE A STA. 7630+00 TO 7690+00 SHEET 126A		C222C	B	PLAN AND PROFILE SEGMENT 4, ALTERNATIVE C STA. 7390+00 TO 7450+00 SHEET 122C		C236	D	PLAN AND PROFILE SEGMENT 5, ALTERNATIVE B STA. 8230+00 TO 8290+00 SHEET 136		C251	D	PLAN AND PROFILE SEGMENT 5, ALTERNATIVE B STA. 9130+00 TO 9190+00 SHEET 151	
C227A	C	PLAN AND PROFILE SEGMENT 4, ALTERNATIVE A STA. 7690+00 TO 7750+00 SHEET 127A		C223C	B	PLAN AND PROFILE SEGMENT 4, ALTERNATIVE C STA. 7450+00 TO 7510+00 SHEET 123C		C237	E	PLAN AND PROFILE SEGMENT 5, ALTERNATIVE B STA. 8290+00 TO 8350+00 SHEET 137		C252	E	PLAN AND PROFILE SEGMENT 5, ALTERNATIVE B STA. 9190+00 TO 9230+00 SHEET 152	
C228A	C	PLAN AND PROFILE SEGMENT 4, ALTERNATIVE A STA. 7750+00 TO 7810+00 SHEET 128A		C224C	B	PLAN AND PROFILE SEGMENT 4, ALTERNATIVE C STA. 7510+00 TO 7570+00 SHEET 124C		C238	E	PLAN AND PROFILE SEGMENT 5, ALTERNATIVE B STA. 8350+00 TO 8410+00 SHEET 138		C253	E	PLAN AND PROFILE SEGMENT 6, ALTERNATIVE B STA. 9229+91 TO 9260+00 SHEET 153	
C229A	C	PLAN AND PROFILE SEGMENT 4, ALTERNATIVE A STA. 7810+00 TO 7870+00 SHEET 129A		C225C	B	PLAN AND PROFILE SEGMENT 4, ALTERNATIVE C STA. 7570+00 TO 7630+00 SHEET 125C		C239	D	PLAN AND PROFILE SEGMENT 5, ALTERNATIVE B STA. 8410+00 TO 8470+00 SHEET 139		C254	E	PLAN AND PROFILE SEGMENT 6, ALTERNATIVE B STA. 9260+00 TO 9290+00 SHEET 154	
C230A	C	PLAN AND PROFILE SEGMENT 4, ALTERNATIVE A STA. 7870+00 TO 7930+00 SHEET 130A		C226C	B	PLAN AND PROFILE SEGMENT 4, ALTERNATIVE C STA. 7630+00 TO 7690+00 SHEET 126C		C240	D	PLAN AND PROFILE SEGMENT 5, ALTERNATIVE B STA. 8470+00 TO 8530+00 SHEET 140		C255	C	PLAN AND PROFILE SEGMENT 6, ALTERNATIVE B STA. 9290+00 TO 9320+00 SHEET 155	
C231A	C	PLAN AND PROFILE SEGMENT 4, ALTERNATIVE A STA. 7930+00 TO 7990+00 SHEET 131A		C227C	B	PLAN AND PROFILE SEGMENT 4, ALTERNATIVE C STA. 7690+00 TO 7750+00 SHEET 127C		C241	D	PLAN AND PROFILE SEGMENT 5, ALTERNATIVE B STA. 8530+00 TO 8590+00 SHEET 141		C256	D	PLAN AND PROFILE SEGMENT 6, ALTERNATIVE B STA. 9320+00 TO 9350+00 SHEET 156	
C232A	C	PLAN AND PROFILE SEGMENT 4, ALTERNATIVE A STA. 7990+00 TO 8050+00 SHEET 132A		C228C	B	PLAN AND PROFILE SEGMENT 4, ALTERNATIVE C STA. 7750+00 TO 7810+00 SHEET 128C		C242	D	PLAN AND PROFILE SEGMENT 5, ALTERNATIVE B STA. 8590+00 TO 8650+00 SHEET 142		C257	D	PLAN AND PROFILE SEGMENT 6, ALTERNATIVE B STA. 9350+00 TO 9380+00 SHEET 157	
C233A	C	PLAN AND PROFILE SEGMENT 4, ALTERNATIVE A STA. 8050+00 TO 8110+00 SHEET 133A		C229C	B	PLAN AND PROFILE SEGMENT 4, ALTERNATIVE C STA. 7810+00 TO 7870+00 SHEET 129C		C243	D	PLAN AND PROFILE SEGMENT 5, ALTERNATIVE B STA. 8650+00 TO 8710+00 SHEET 143		C258	D	PLAN AND PROFILE SEGMENT 6, ALTERNATIVE B STA. 9380+00 TO 9410+00 SHEET 158	
C234A	C	PLAN AND PROFILE SEGMENT 4, ALTERNATIVE A STA. 8110+00 TO 8167+52 SHEET 134A		C230C	B	PLAN AND PROFILE SEGMENT 4, ALTERNATIVE C STA. 7870+00 TO 7930+00 SHEET 130C		C244	D	PLAN AND PROFILE SEGMENT 5, ALTERNATIVE B STA. 8710+00 TO 8770+00 SHEET 144		C259	C	PLAN AND PROFILE SEGMENT 6, ALTERNATIVE B STA. 9410+00 TO 9440+00 SHEET 159	
C235A	C	PLAN AND PROFILE SEGMENT 4, ALTERNATIVE A STA. 8170+00 TO 8177+00 SHEET 135A		C231C	B	PLAN AND PROFILE SEGMENT 4, ALTERNATIVE C STA. 7930+00 TO 7990+00 SHEET 131C		C245	E	PLAN AND PROFILE SEGMENT 5, ALTERNATIVE B STA. 8770+00 TO 8830+00 SHEET 145		C260	C	PLAN AND PROFILE SEGMENT 6, ALTERNATIVE B STA. 9440+00 TO 9470+00 SHEET 160	
C217C	B	PLAN AND PROFILE SEGMENT 4, ALTERNATIVE C STA. 7090+00 TO 7150+00 SHEET 117C		C232C	D	PLAN AND PROFILE SEGMENT 4, ALTERNATIVE C STA. 7990+00 TO 8050+00 SHEET 132C		C246	E	PLAN AND PROFILE SEGMENT 5, ALTERNATIVE B STA. 8830+00 TO 8890+00 SHEET 146		C261	C	PLAN AND PROFILE SEGMENT 6, ALTERNATIVE B STA. 9470+00 TO 9500+00 SHEET 161	
C218C	C	PLAN AND PROFILE SEGMENT 4, ALTERNATIVE C STA. 7180+00 TO 7210+00 SHEET 118C		C233C	E	PLAN AND PROFILE SEGMENT 4, ALTERNATIVE C STA. 8050+00 TO 8110+00 SHEET 133C		C247	D	PLAN AND PROFILE SEGMENT 5, ALTERNATIVE B STA. 8890+00 TO 8950+00 SHEET 147		C262	D	PLAN AND PROFILE SEGMENT 6, ALTERNATIVE B STA. 9500+00 TO 9530+00 SHEET 162	
C219C	C	PLAN AND PROFILE SEGMENT 4, ALTERNATIVE C STA. 7210+00 TO 7270+00 SHEET 119C		C234C	D	PLAN AND PROFILE SEGMENT 4, ALTERNATIVE C STA. 8110+00 TO 8167+52 SHEET 134C		C248	D	PLAN AND PROFILE SEGMENT 5, ALTERNATIVE B STA. 8950+00 TO 9010+00 SHEET 148		C263	C	PLAN AND PROFILE SEGMENT 6, ALTERNATIVE B STA. 9530+00 TO 9560+00 SHEET 163	
C220C	C	PLAN AND PROFILE SEGMENT 4, ALTERNATIVE C STA. 7270+00 TO 7330+00 SHEET 120C						C249	D	PLAN AND PROFILE SEGMENT 5, ALTERNATIVE B STA. 9010+00 TO 9070+00 SHEET 149		C264	G	PLAN AND PROFILE SEGMENT 6, ALTERNATIVE B STA. 9560+00 TO 9590+00 SHEET 164	

d:\functional\Mar 07, 2011 10:23am L:\work\103156 - Desert Express\Drawings\DESIGN\CIVIL\X004.dwg

DESIGNED BY T. LUNA	
DRAWN BY T. LUNA	
CHECKED BY J. MAHER	
IN CHARGE J. MAHER	
DATE 15JAN10	



2101 Webster St., Suite 1000  
Oakland, CA 94612  
Phone: (510) 419-6000  
Fax: (510) 419-5355  
F-C-6

<b>DESERTXPRESS</b> INDEX OF DRAWINGS
SHEET 3 OF 4

CADD FILENAME X004.dwg		
SIZE D	SCALE NTS	
CONTRACT NO.		
REV. G	SHEET NO. X004	PAGE NO.

# INDEX OF DRAWINGS

DWG. NO.	REV.	TITLE	PAGE NO.	DWG. NO.	REV.	TITLE	PAGE NO.	DWG. NO.	REV.	TITLE	PAGE NO.	DWG. NO.	REV.	TITLE	PAGE NO.
<b>CIVIL</b>				<b>CIVIL</b>				<b>CIVIL</b>							
C265	D	PLAN AND PROFILE SEGMENT 6, ALTERNATIVE B STA. 9590+00 TO 9620+00 SHEET 165		C277	F	PLAN AND PROFILE SEGMENT 6, ALTERNATIVE B STA. 9950+00 TO 9980+00 SHEET 177		C520	B	TYPICAL SECTIONS SHEET 20					
C266	E	PLAN AND PROFILE SEGMENT 6, ALTERNATIVE B STA. 9620+00 TO 9650+00 SHEET 166		C278	E	PLAN AND PROFILE SEGMENT 6, ALTERNATIVE B STA. 9980+00 TO 9991+70 SHEET 178		C521	B	TYPICAL SECTIONS SHEET 21					
C267	E	PLAN AND PROFILE SEGMENT 6, ALTERNATIVE B STA. 9650+00 TO 9680+00 SHEET 167		C278B	E	PLAN SEGMENT 6, ALTERNATIVE B LAS VEGAS CENTRAL STATION B SHEET 178B		C522	B	TYPICAL SECTIONS SHEET 22					
C268	E	PLAN AND PROFILE SEGMENT 6, ALTERNATIVE B STA. 9680+00 TO 9710+00 SHEET 168		C501	C	TYPICAL SECTIONS SHEET 1		C523	B	TYPICAL SECTIONS SHEET 23					
C269	F	PLAN AND PROFILE SEGMENT 6, ALTERNATIVE B STA. 9710+00 TO 9740+00 SHEET 169		C502	D	TYPICAL SECTIONS SHEET 2									
C270	F	PLAN AND PROFILE SEGMENT 6, ALTERNATIVE B STA. 9740+00 TO 9770+00 SHEET 170		C503	C	TYPICAL SECTIONS SHEET 3									
C271	F	PLAN AND PROFILE SEGMENT 6, ALTERNATIVE B STA. 9770+00 TO 9800+00 SHEET 171		C504	C	TYPICAL SECTIONS SHEET 4									
C272	F	PLAN AND PROFILE SEGMENT 6, ALTERNATIVE B STA. 9800+00 TO 9830+00 SHEET 172		C505	C	TYPICAL SECTIONS SHEET 5									
C273	F	PLAN AND PROFILE SEGMENT 6, ALTERNATIVE B STA. 9830+00 TO 9860+00 SHEET 173		C506	C	TYPICAL SECTIONS SHEET 6									
C274	F	PLAN AND PROFILE SEGMENT 6, ALTERNATIVE B STA. 9860+00 TO 9890+00 SHEET 174		C507	C	TYPICAL SECTIONS SHEET 7									
C275	F	PLAN AND PROFILE SEGMENT 6, ALTERNATIVE B STA. 9890+00 TO 9920+00 SHEET 175		C508	C	TYPICAL SECTIONS SHEET 8									
C274A	A	PLAN AND PROFILE SEGMENT 6, ALTERNATIVE B STA. 9860+00 TO 9890+00 SHEET 274A		C509	C	TYPICAL SECTIONS SHEET 9									
C275A	A	PLAN AND PROFILE SEGMENT 6, ALTERNATIVE B STA. 9890+00 TO 9907+60 SHEET 275A		C510	C	TYPICAL SECTIONS SHEET 10									
C275B	A	PLAN SEGMENT 6, ALTERNATIVE B LAS VEGAS SOUTHERN STATION SHEET 275B		C511	C	TYPICAL SECTIONS SHEET 11									
C276	F	PLAN AND PROFILE SEGMENT 6, ALTERNATIVE B STA. 9920+00 TO 9950+00 SHEET 176		C512	C	TYPICAL SECTIONS SHEET 12									
				C513	C	TYPICAL SECTIONS SHEET 13									
				C514	B	TYPICAL SECTIONS SHEET 14									
				C515	B	TYPICAL SECTIONS SHEET 15									
				C516	B	TYPICAL SECTIONS SHEET 16									
				C517	B	TYPICAL SECTIONS SHEET 17									
				C518	C	TYPICAL SECTIONS SHEET 18									
				C519	C	TYPICAL SECTIONS SHEET 19									

d:\functional\ Mar 07, 2011 10:23am L:\work\103156 - Desert Express\Drawings\DESIGN\CIVIL\X005.dwg

DESIGNED BY	T. LUNA
DRAWN BY	T. LUNA
CHECKED BY	J. MAHER
IN CHARGE	J. MAHER
DATE	18NOV10

2101 Webster St., Suite 1000  
Oakland, CA 94612  
Phone: (510) 419-6000  
Fax: (510) 419-5355  
F-C-7

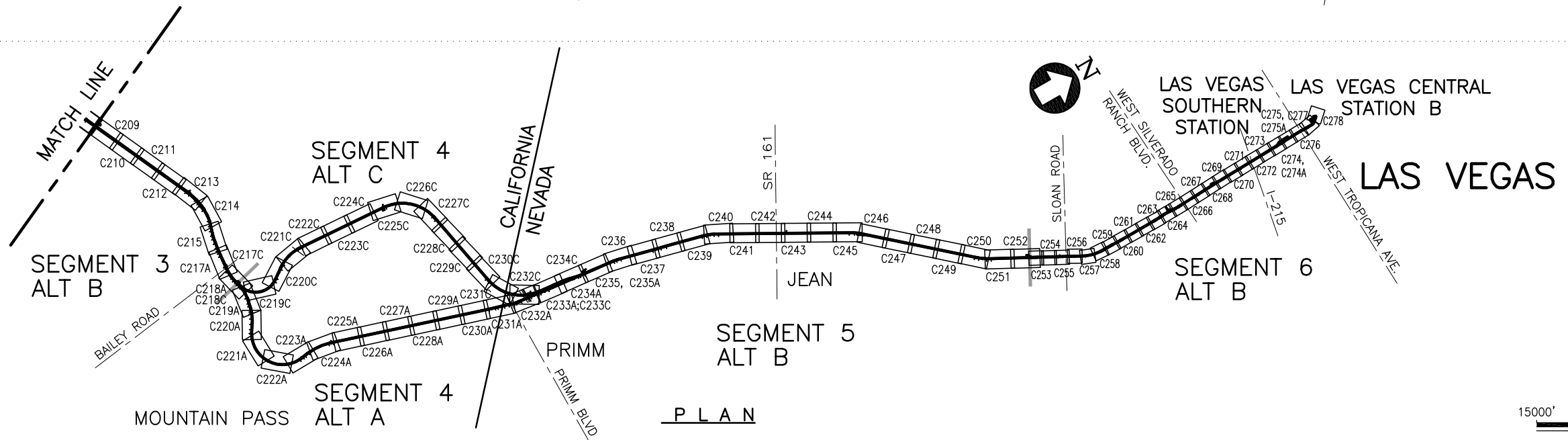
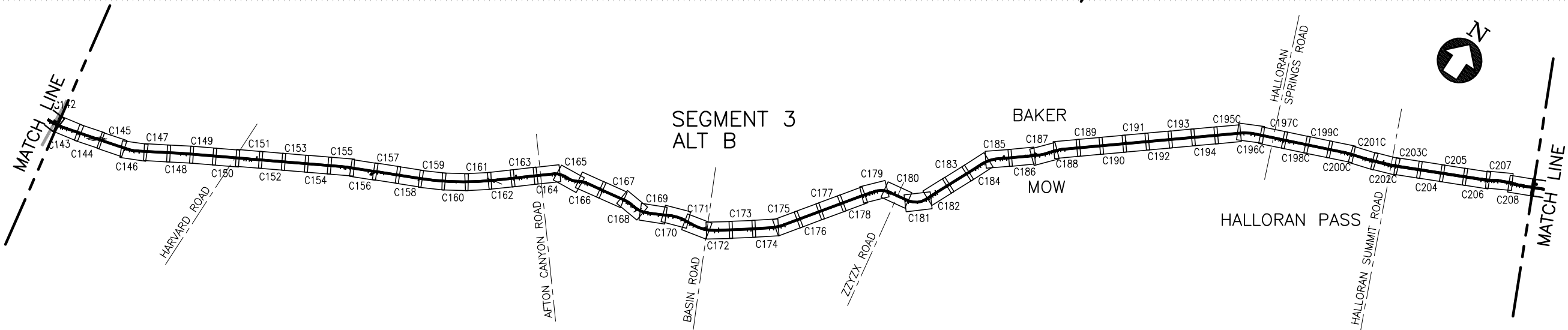
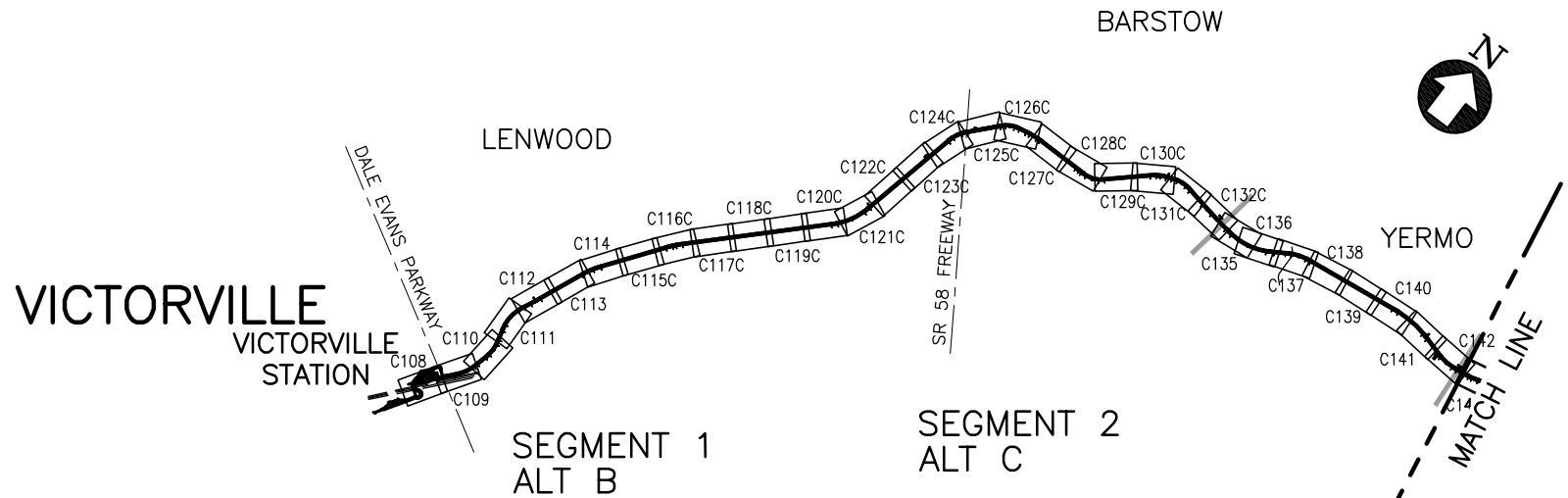

**DESERTXPRESS**

INDEX OF DRAWINGS

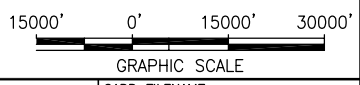
SHEET 4 OF 4

CADD FILENAME		
X005.dwg		
SIZE	SCALE	
D	NTS	
CONTRACT NO.		
REV.	SHEET NO.	PAGE NO.
A	X005	





P L A N



d:\functum\1 Mar 07 2011 - 8:53am L:\work\103156 - Desert Express\Drawings\DESIGN\DWG\0011.dwg

REV	DATE	BY	SUB	APP	DESCRIPTION
D	01MAR11				ISSUED FOR FINAL EIS PLAN SET
C	30DEC09				
B	31AUG09				
A	12AUG08				

DESIGNED BY  
T. LUNA  
DRAWN BY  
L. DIFUNTORUM  
CHECKED BY  
J. MAHER  
IN CHARGE  
J. MAHER  
DATE  
25SEP08

**EARTH TECH | AECOM**

2101 Webster St., Suite 1000  
Oakland, CA 94612  
Phone: (510) 419-6000  
Fax: (510) 419-5355  
F-C-8

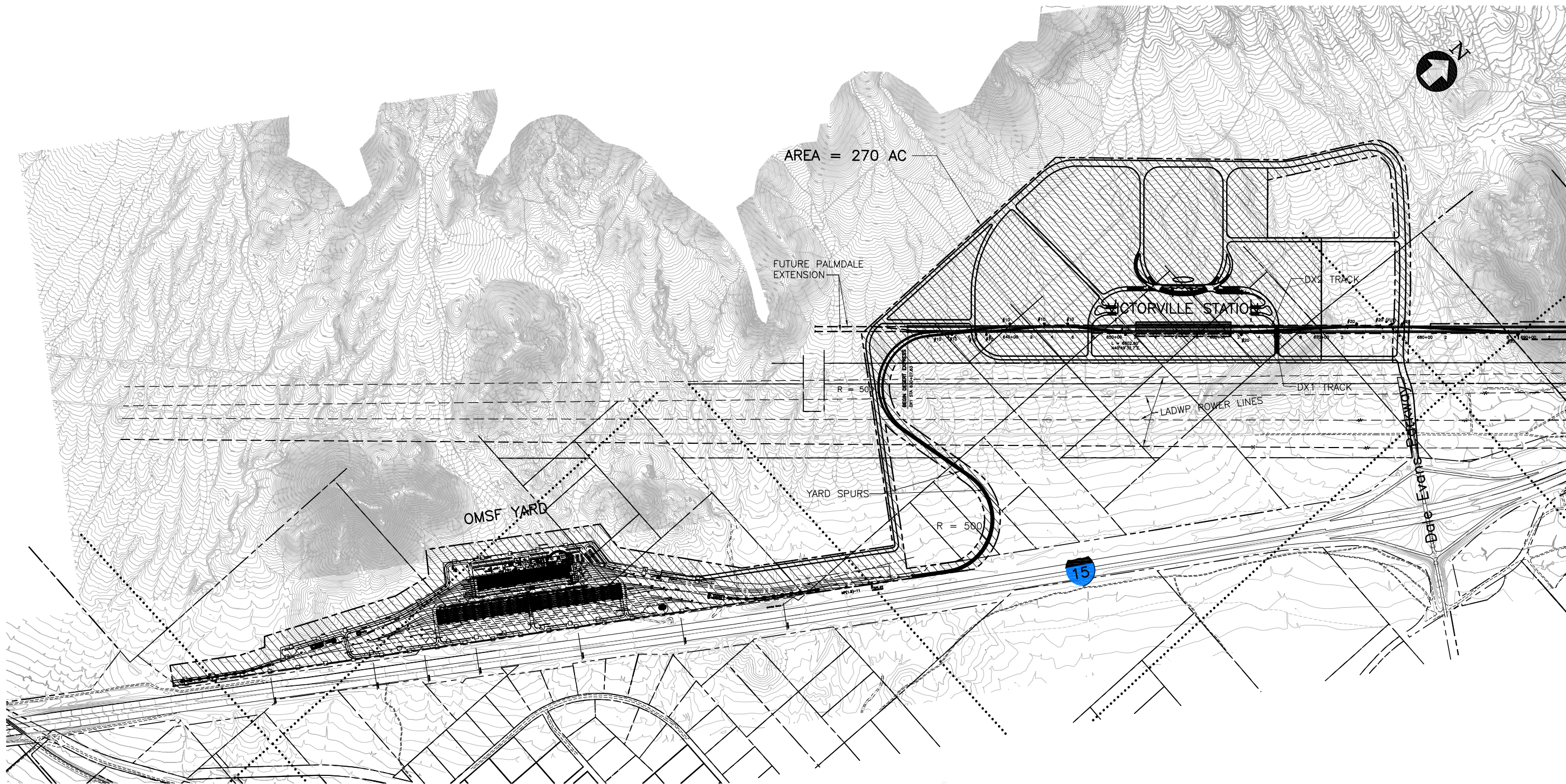
**DESERTXPRESS**

KEY PLAN


CADD FILENAME C011.dwg		
SIZE D	SCALE 1"=15000'-0"	
CONTRACT NO.		
REV. D	SHEET NO. C011	PAGE NO.







**PLAN**



d:\functum\ Mar 07 2011 - 8:59am L:\work\103156 - Desert Express\Drawings\DESIGN\DWG\C013.dwg

REV	DATE	BY	SUB	APP	DESCRIPTION
A	01MAR11				ISSUED FOR FINAL EIS PLAN SET FORMERLY C108B

DESIGNED BY  
T. LUNA  
DRAWN BY  
L. DIFUNTORUM  
CHECKED BY  
J. MAHER  
IN CHARGE  
J. MAHER  
DATE  
18AUG09

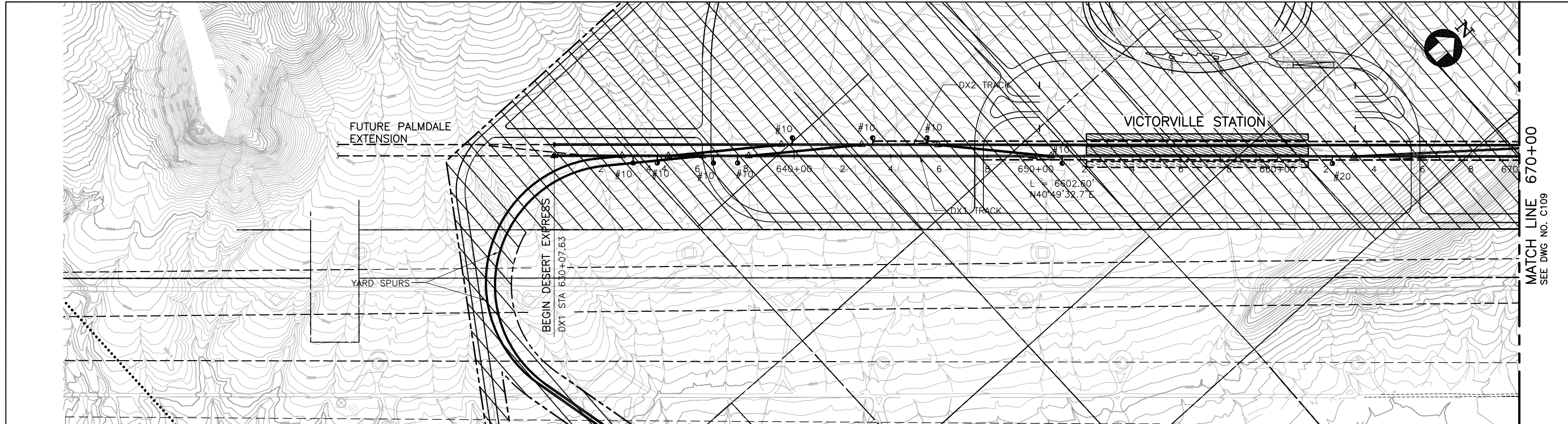
**EARTH TECH | AECOM**

2101 Webster St., Suite 1000  
Oakland, CA 94612  
Phone: (510) 419-6000  
Fax: (510) 419-5355  
F-C-10

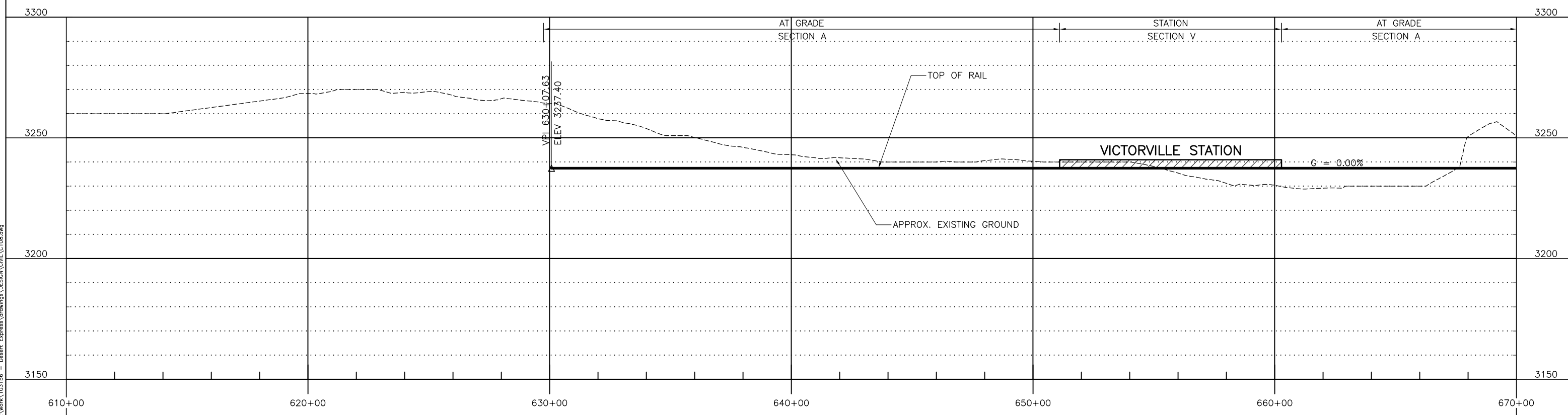
**DESERTXPRESS**  
PLAN  
SEGMENT 1, ALTERNATIVE B  
VICTORVILLE STATION/OMSF YARD

CADD FILENAME C013.dwg		
SIZE D	SCALE 1"=500'-0"	
CONTRACT NO.		
REV. A	SHEET NO. C013	PAGE NO.






PLAN



PROFILE



REV	DATE	BY	SUB	APP	DESCRIPTION
C	01MAR11				ISSUED FOR FINAL EIS PLAN SET
B	31AUG09				
A	12AUG08				

DESIGNED BY T. LUNA
DRAWN BY L. DIFUNTORUM
CHECKED BY J. MAHER
IN CHARGE J. MAHER
DATE 20OCT08

**EARTH TECH | AECOM**

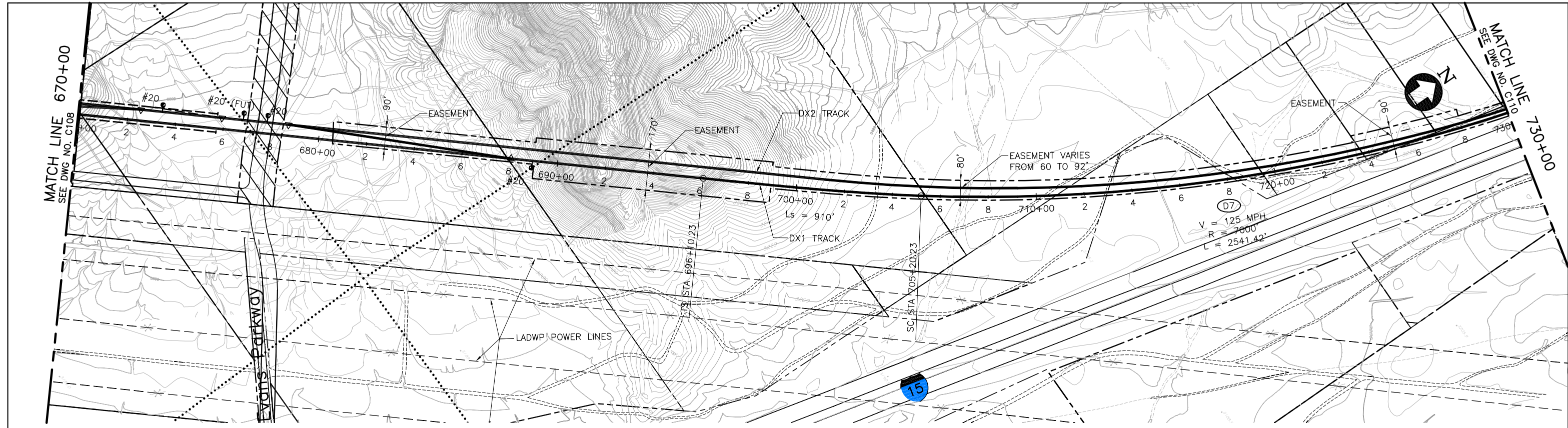
2101 Webster St., Suite 1000  
Oakland, CA 94612  
Phone: (510) 419-6000  
Fax: (510) 419-5355  
F-C-11

**DESERTXPRESS**  
PLAN AND PROFILE  
SEGMENT 1, ALTERNATIVE B  
STA. DX1 630+76 TO DX1 670+00  
SHEET 08

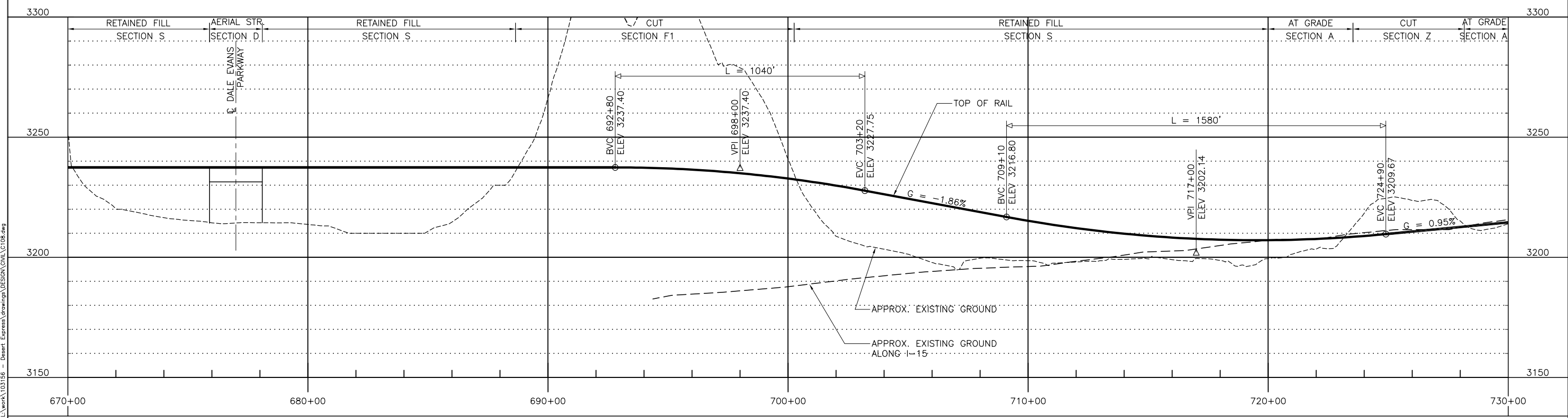
CADD FILENAME C108.dwg		
SIZE D	SCALE 1"=200'H; 1"=20'V	
CONTRACT NO.		
REV. C	SHEET NO. C108	PAGE NO.

d:\functum\ Mar 07, 2011 - 9:06am L:\work\103156 - Desert Express\Drawings\DESIGN\DWG\C108.dwg

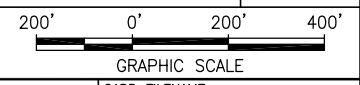
MATCH LINE 670+00  
SEE DWG NO. C109



PLAN



PROFILE



REV	DATE	BY	SUB	APP	DESCRIPTION
D	01MAR11				
C	30DEC09				
B	31AUG09				
A	12AUG08				

DESIGNED BY T. LUNA
DRAWN BY L. DIFUNTORUM
CHECKED BY J. MAHER
IN CHARGE J. MAHER
DATE 20OCT08

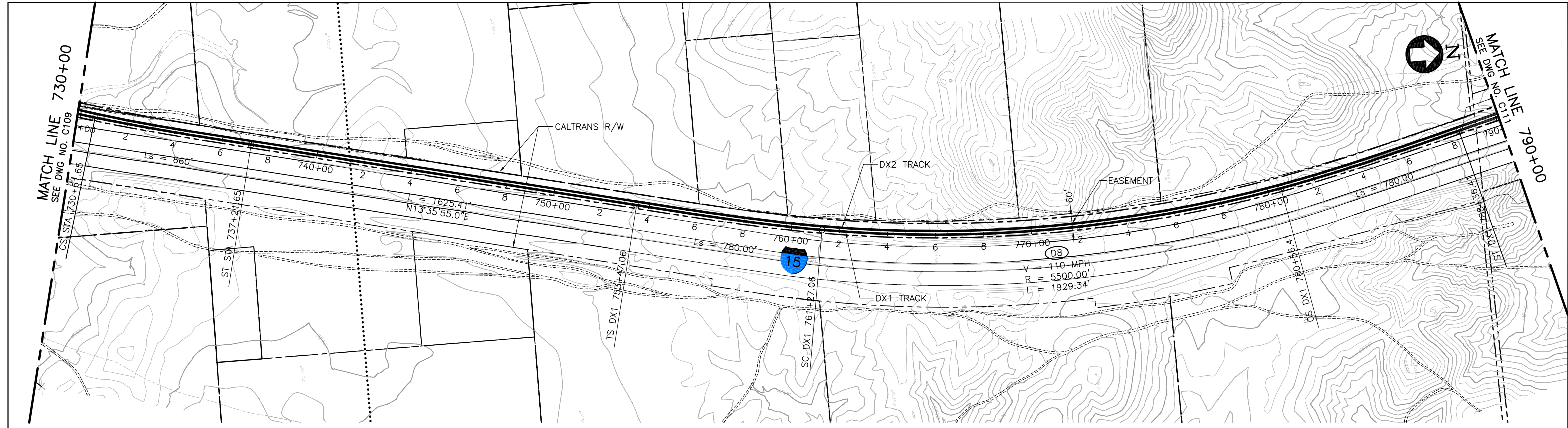
**EARTH TECH | AECOM**

2101 Webster St., Suite 1000  
Oakland, CA 94612  
Phone: (510) 419-6000  
Fax: (510) 419-5355  
F-C-12

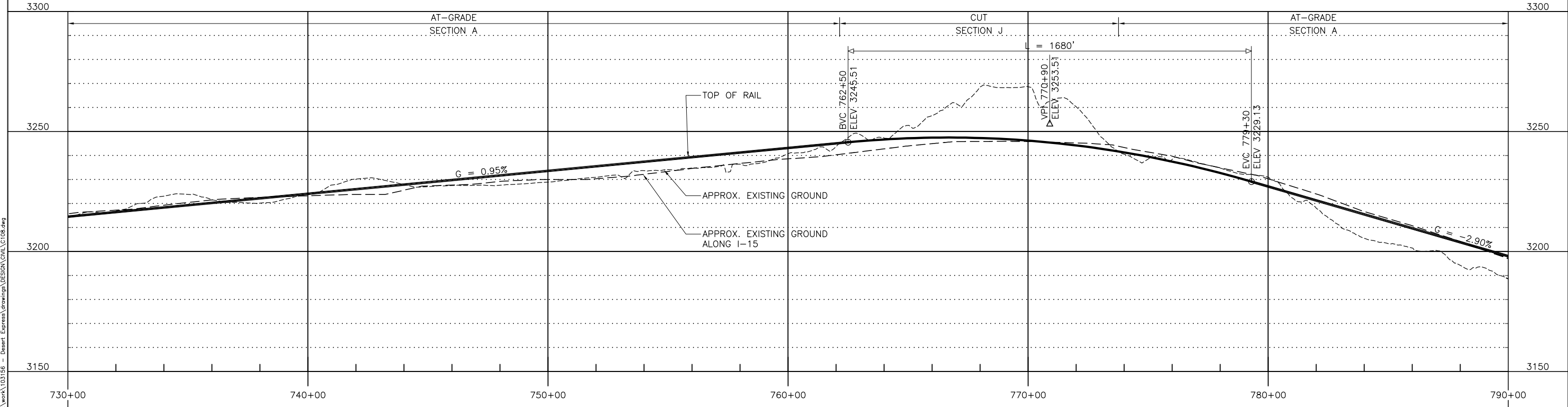
<b>DESERTXPRESS</b>		
PLAN AND PROFILE SEGMENT 1, ALTERNATIVE B STA. DX1 670+00 TO DX1 730+00		
SHEET 09		
CADD FILENAME C108.dwg	SIZE SCALE D 1"=200'H; 1"=20'V	CONTRACT NO.
REV. D	SHEET NO. C109	PAGE NO.

d:\functorum\1 Mar 07 2011 9:09am L:\work\103156 - Desert Express\Drawings\DESIGN\DWG\C108.dwg





PLAN



PROFILE

REV	DATE	BY	SUB	APP	DESCRIPTION
C	01MAR11				ISSUED FOR FINAL EIS PLAN SET
B	31AUG09				
A	12AUG08				

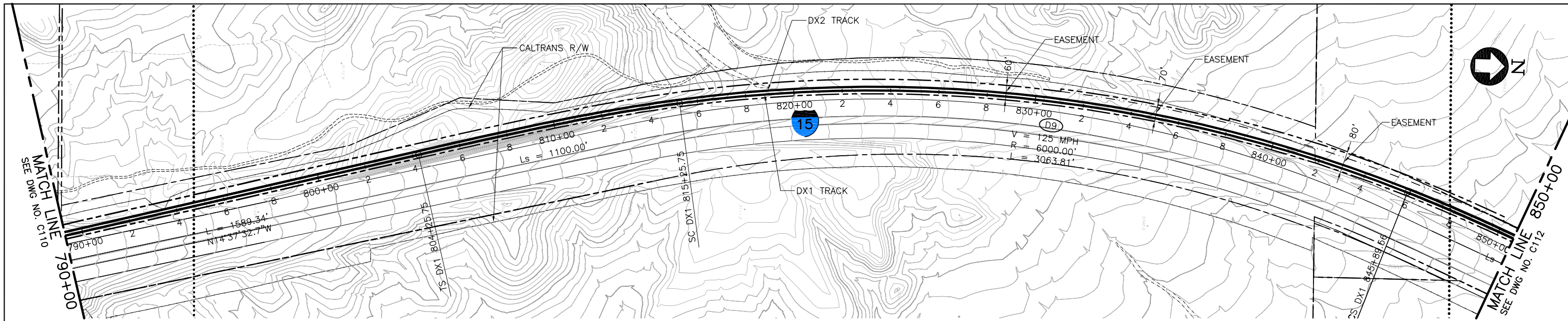
DESIGNED BY T. LUNA
DRAWN BY L. DIFUNTORUM
CHECKED BY J. MAHER
IN CHARGE J. MAHER
DATE 04JUN08

**EARTH TECH | AECOM**  
 2101 Webster St., Suite 1000  
 Oakland, CA 94612  
 Phone: (510) 419-6000  
 Fax: (510) 419-5355  
 F-C-13

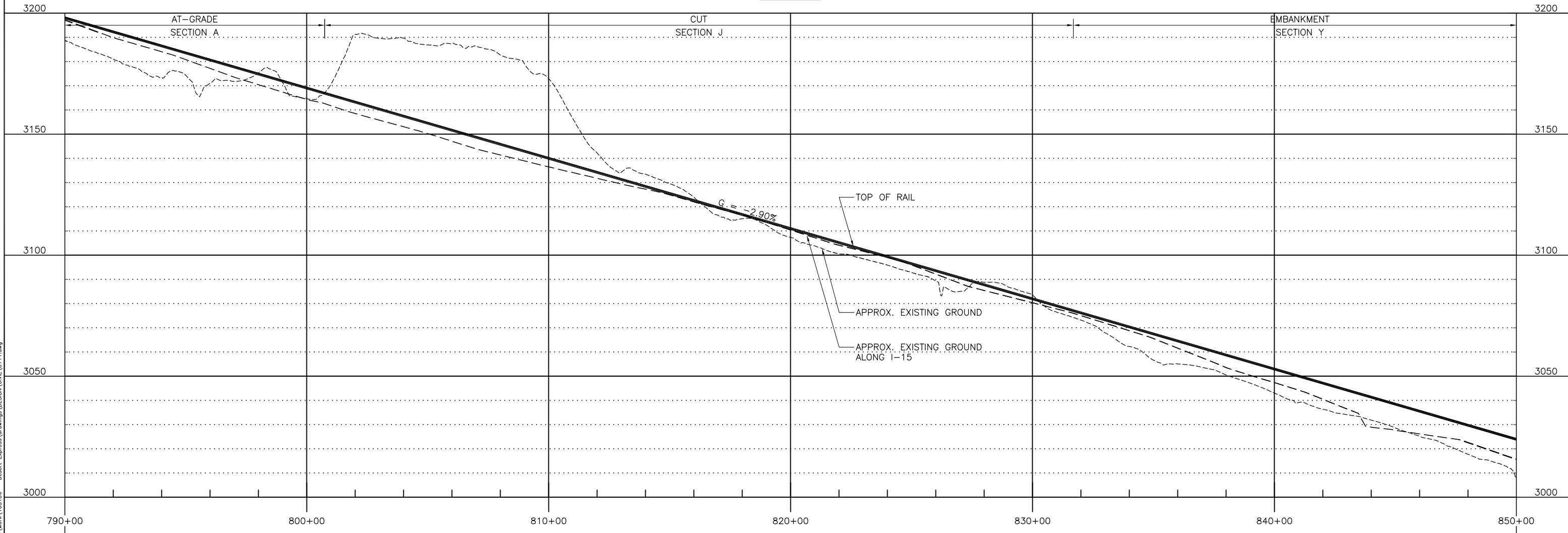
**DESERTXPRESS**  
 PLAN AND PROFILE  
 SEGMENT 1, ALTERNATIVE B  
 STA. DX1 730+00 TO DX1 790+00  
 SHEET 10

CADD FILENAME C108.dwg
SIZE SCALE D 1"=200'H; 1"=20'V
CONTRACT NO.
REV. SHEET NO. PAGE NO. C C110

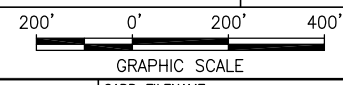
d:\functorum\ Mar 07, 2011 - 9:09am L:\work\103156 - Desert Express\Drawings\DESIGN\CHK\C108.dwg



PLAN



PROFILE



REV	DATE	BY	SUB	APP	DESCRIPTION
D	01MAR11				ISSUED FOR FINAL EIS PLAN SET
C	30DEC09				
B	31AUG09				
A	12AUG08				

DESIGNED BY T. LUNA
DRAWN BY L. DIFUNTORUM
CHECKED BY J. MAHER
IN CHARGE J. MAHER
DATE 04JUN08

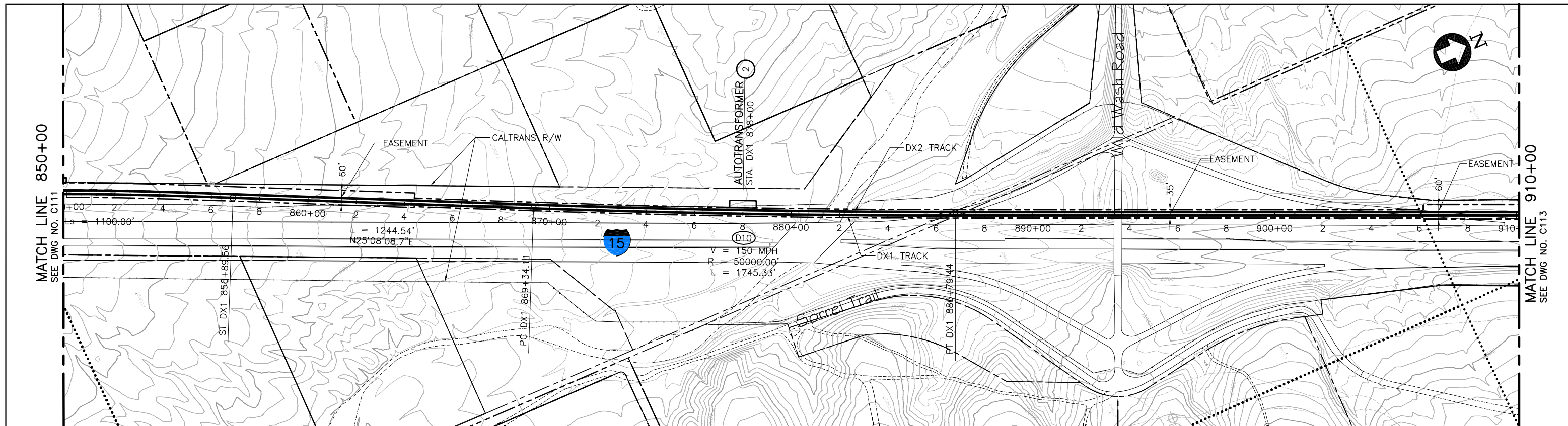
**EARTH TECH | AECOM**  
 2101 Webster St., Suite 1000  
 Oakland, CA 94612  
 Phone: (510) 419-6000  
 Fax: (510) 419-5355  
 F-C-14

**DESERTXPRESS**  
 PLAN AND PROFILE  
 SEGMENT 1, ALTERNATIVE B  
 STA. DX1 790+00 TO DX1 850+00  
 SHEET 11

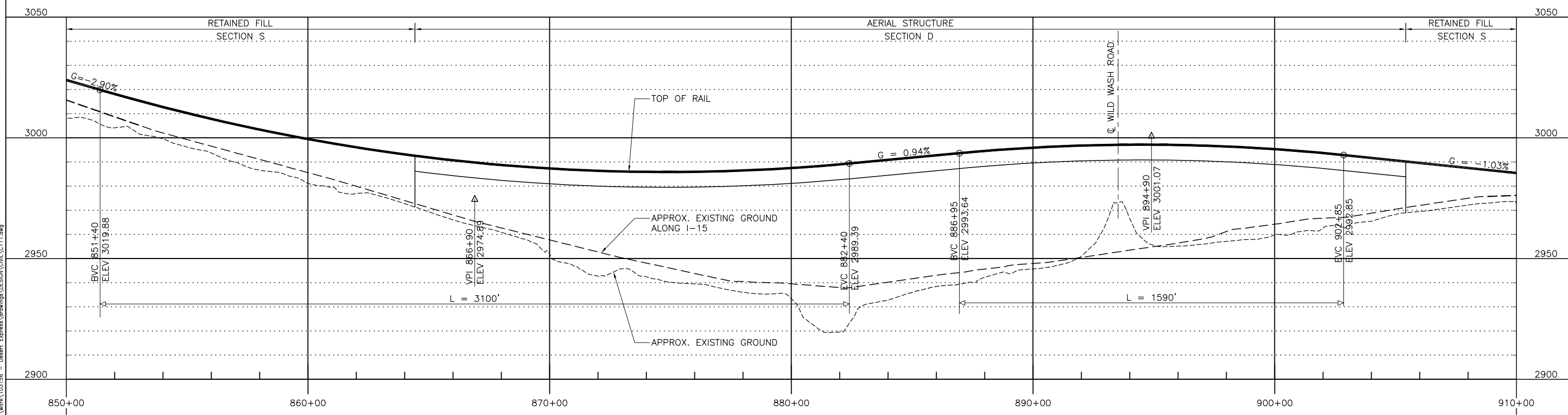
CADD FILENAME C111.dwg
SIZE SCALE D 1"=200'H; 1"=20'V
CONTRACT NO.
REV. SHEET NO. PAGE NO. D C111 11

Mar 07, 2011 9:11am L:\work\103156 - Desert Express\Drawings\DESIGN\DWG\C111.dwg  
 difuntorum

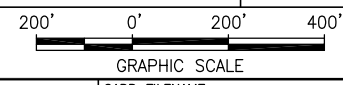




PLAN



PROFILE



REV	DATE	BY	SUB	APP	DESCRIPTION
C	01MAR11				ISSUED FOR FINAL EIS PLAN SET
B	31AUG09				
A	12AUG08				

DESIGNED BY  
T. LUNA  
DRAWN BY  
L. DIFUNTORUM  
CHECKED BY  
J. MAHER  
IN CHARGE  
J. MAHER  
DATE  
04JUN08

**EARTH TECH | AECOM**

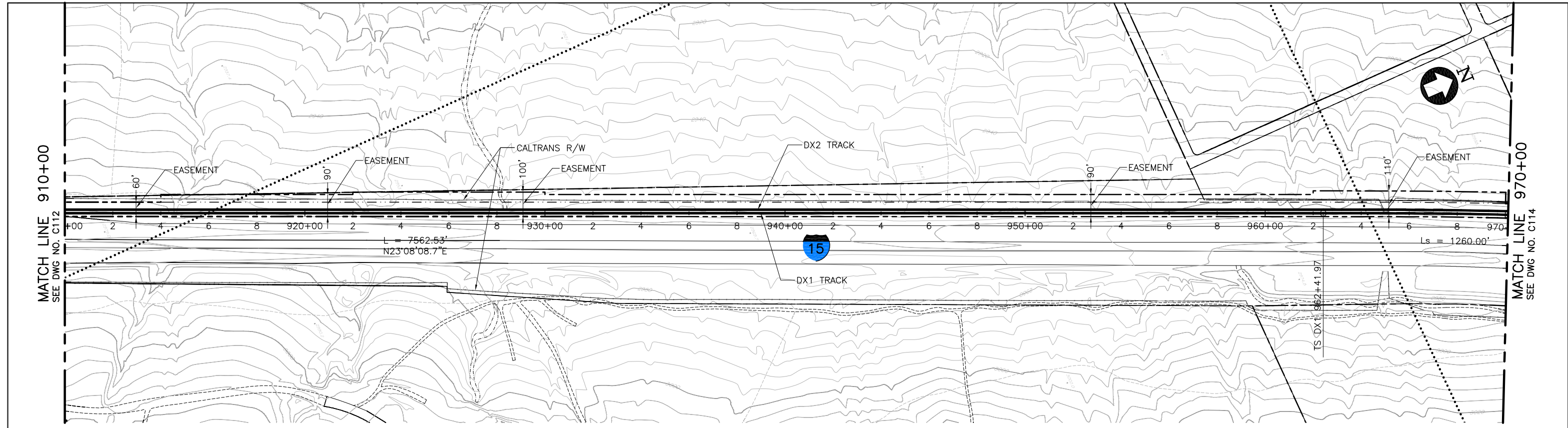
2101 Webster St., Suite 1000  
Oakland, CA 94612  
Phone: (510) 419-6000  
Fax: (510) 419-5355  
F-C-15

**DESERTXPRESS**  
PLAN AND PROFILE  
SEGMENT 1, ALTERNATIVE B  
STA. DX1 850+00 TO DX1 910+00  
SHEET 12

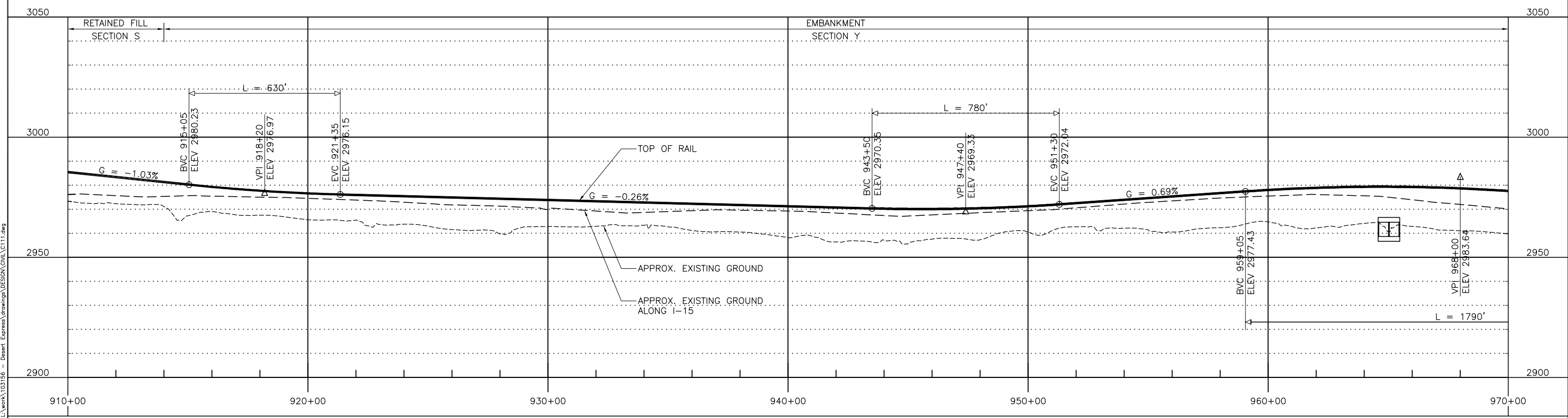
CADD FILENAME C111.dwg		
SIZE D	SCALE 1"=200'H; 1"=20'V	
CONTRACT NO.		
REV. C	SHEET NO. C112	PAGE NO.

d:\functorum\ Mar 07, 2011 - 9:12am L:\work\103156 - Desert Express\Drawings\DESIGN\CAD\C111.dwg

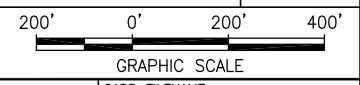




PLAN



PROFILE



REV	DATE	BY	SUB	APP	DESCRIPTION
D	01MAR11				
C	30DEC09				
B	31AUG09				
A	12AUG08				

DESIGNED BY  
T. LUNA  
DRAWN BY  
L. DIFUNTORUM  
CHECKED BY  
J. MAHER  
IN CHARGE  
J. MAHER  
DATE  
04JUN08

**EARTH TECH | AECOM**

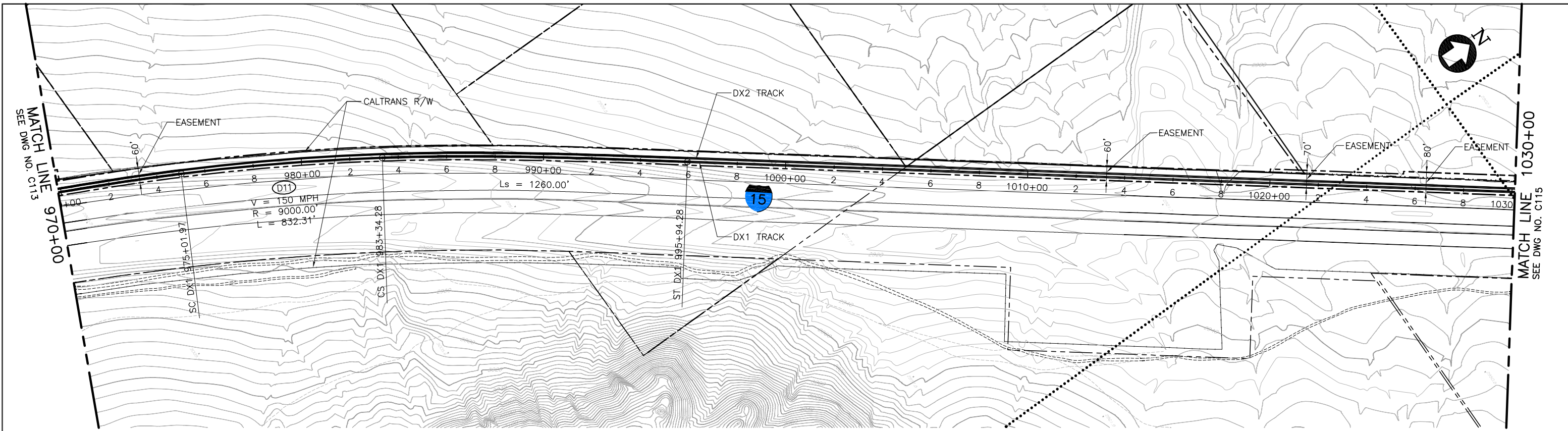
2101 Webster St., Suite 1000  
Oakland, CA 94612  
Phone: (510) 419-6000  
Fax: (510) 419-5355  
F-C-16

**DESERTXPRESS**

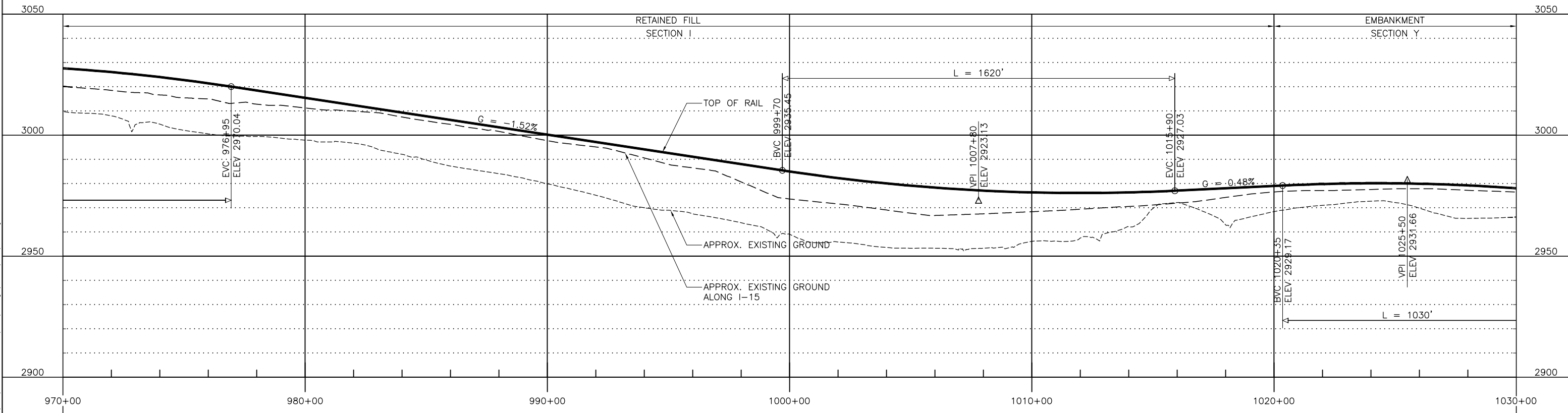
PLAN AND PROFILE  
SEGMENT 1, ALTERNATIVE B  
STA. DX1 910+00 TO DX1 970+00  
SHEET 13

CADD FILENAME C111.dwg		
SIZE D	SCALE 1"=200'H; 1"=20'V	
CONTRACT NO.		
REV. D	SHEET NO. C113	PAGE NO.

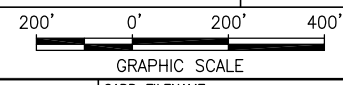
d:\work\11 Mar 07 2011 9:13am L:\work\103156 - Desert Express\Drawings\DESIGN\DRW\C111.dwg



PLAN



PROFILE



d:\functum\1 Mar 07 2011 9:14am L:\work\103156 - Desert Express\Drawings\DESIGN\DRG\C111.dwg

REV	DATE	BY	SUB	APP	DESCRIPTION
D	01MAR11				ISSUED FOR FINAL EIS PLAN SET
C	30DEC09				
B	31AUG09				
A	12AUG08				

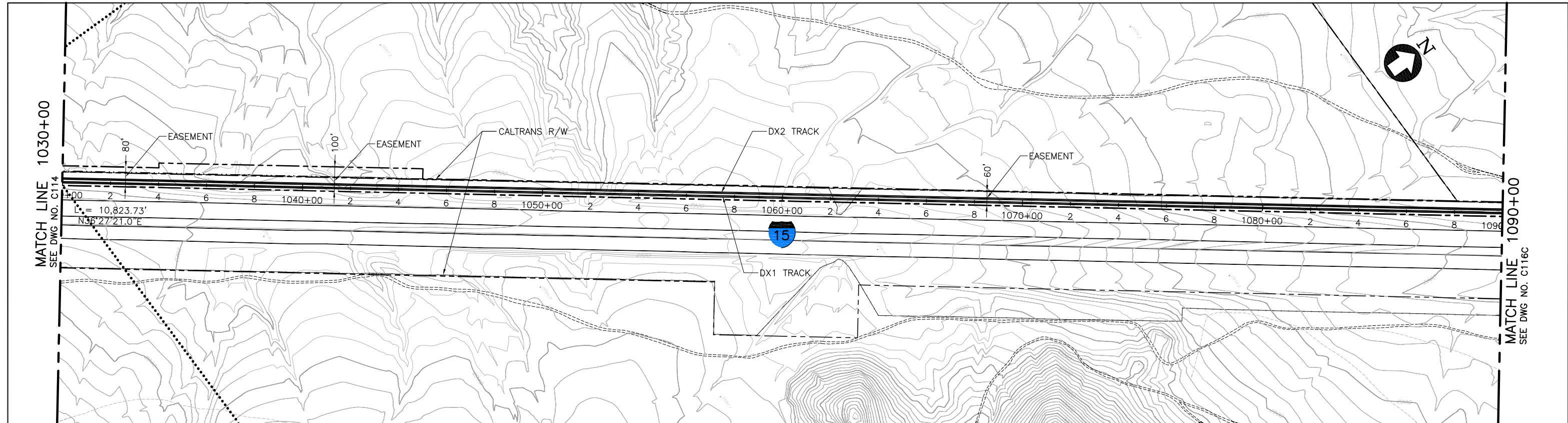
DESIGNED BY  
T. LUNA  
DRAWN BY  
L. DIFUNTORUM  
CHECKED BY  
J. MAHER  
IN CHARGE  
J. MAHER  
DATE  
04JUN08

**EARTH TECH | AECOM**

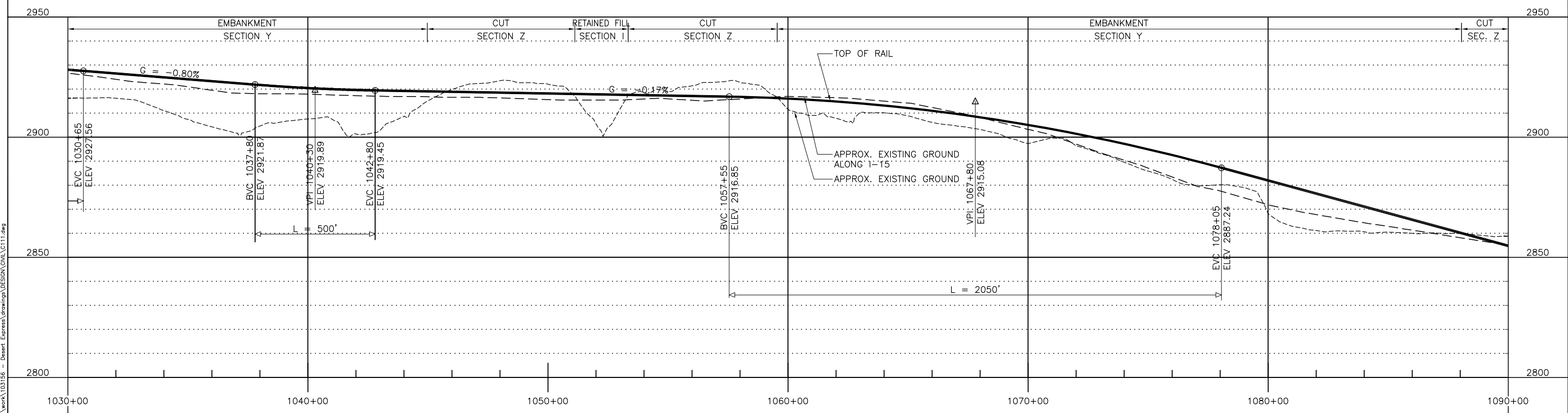
2101 Webster St., Suite 1000  
Oakland, CA 94612  
Phone: (510) 419-6000  
Fax: (510) 419-5355  
F-C-17

<b>DESERTXPRESS</b>		
PLAN AND PROFILE SEGMENT 1, ALTERNATIVE B STA. DX1 970+00 TO DX1 1030+00		
SHEET 14		
CADD FILENAME C111.dwg	SIZE SCALE D 1"=200'H; 1"=20'V	CONTRACT NO.
REV. D	SHEET NO. C114	PAGE NO.

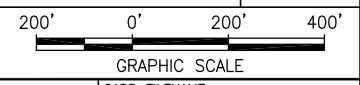




PLAN



PROFILE



REV	DATE	BY	SUB	APP	DESCRIPTION
C	01MAR11				ISSUED FOR FINAL EIS PLAN SET
B	26FEB10				
A	05JAN09				

DESIGNED BY  
T. LUNA  
DRAWN BY  
L. DIFUNTORUM  
CHECKED BY  
J. MAHER  
IN CHARGE  
J. MAHER  
DATE  
04JUN08

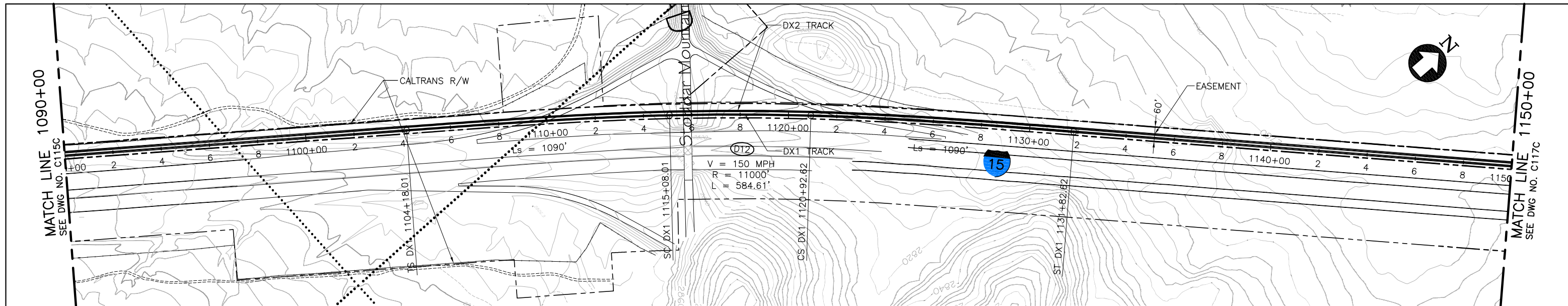
**EARTH TECH | AECOM**

2101 Webster St., Suite 1000  
Oakland, CA 94612  
Phone: (510) 419-6000  
Fax: (510) 419-3355  
F-C-18

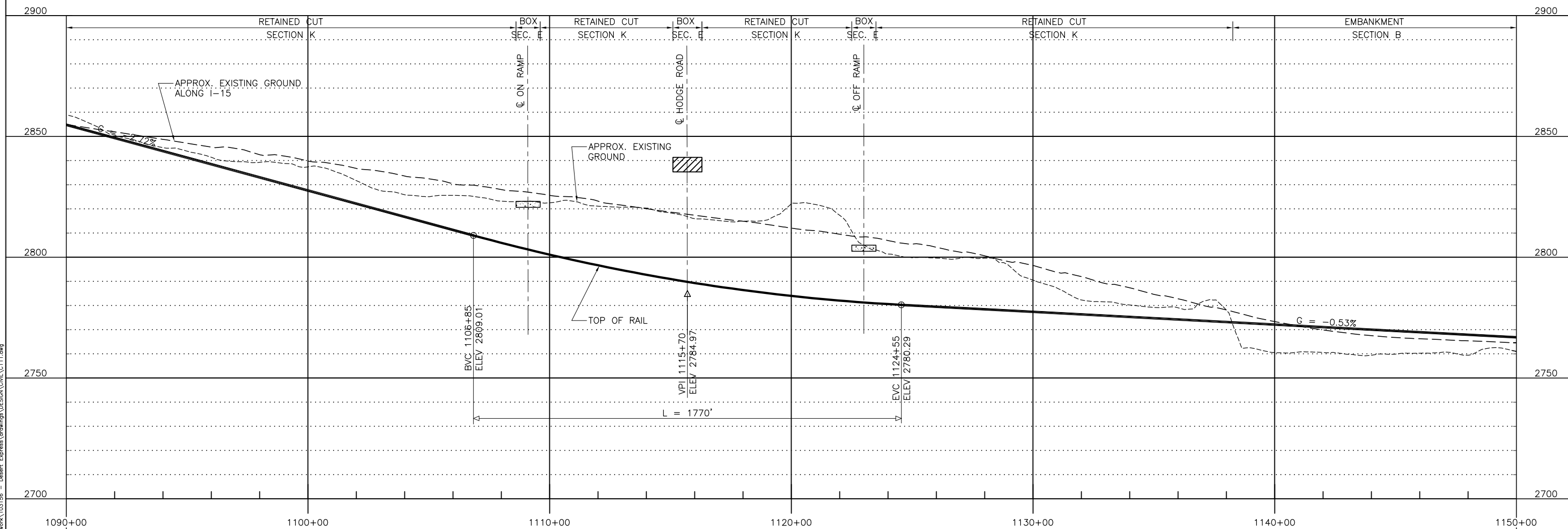
**DESERTXPRESS**  
PLAN AND PROFILE  
SEGMENT 1, ALTERNATIVE C  
STA. DX1 1030+00 TO DX1 1090+00  
SHEET 15C

CADD FILENAME C111.dwg		
SIZE D	SCALE 1"=200'H; 1"=20'V	
CONTRACT NO.		
REV. C	SHEET NO. C115C	PAGE NO.


d:\functorum\ Mar 07, 2011 - 9:15am L:\work\103156 - Desert Express\Drawings\DESIGN\DWG\C111.dwg



PLAN



PROFILE



REV	DATE	BY	SUB	APP	DESCRIPTION
C	01MAR11				ISSUED FOR FINAL EIS PLAN SET
B	26FEB10				
A	05JAN09				

DESIGNED BY  
T. LUNA  
DRAWN BY  
L. DIFUNTORUM  
CHECKED BY  
J. MAHER  
IN CHARGE  
J. MAHER  
DATE  
04JUN08

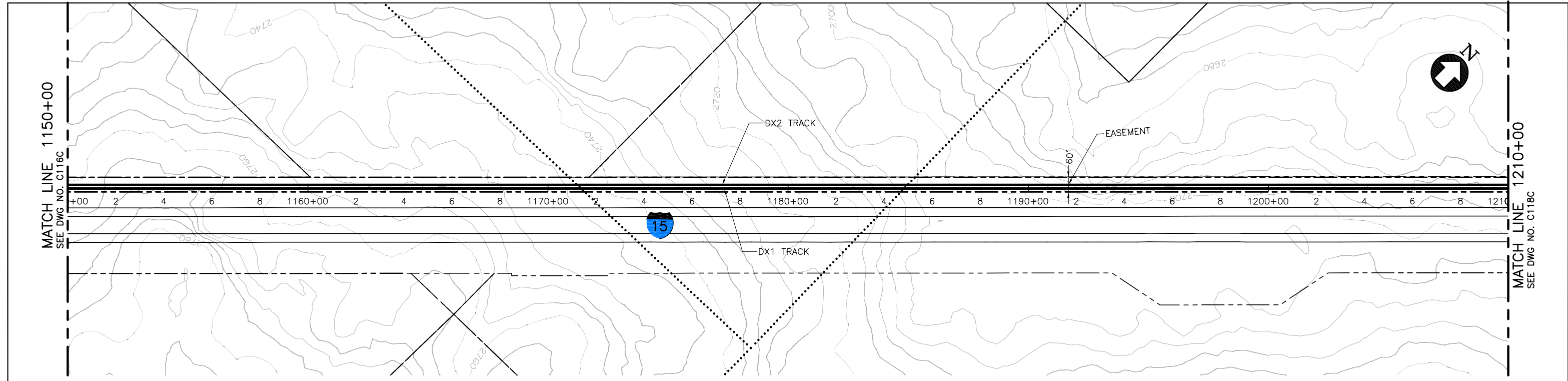
**EARTH TECH | AECOM**

2101 Webster St., Suite 1000  
Oakland, CA 94612  
Phone: (510) 419-6000  
Fax: (510) 419-3355  
F-C-19

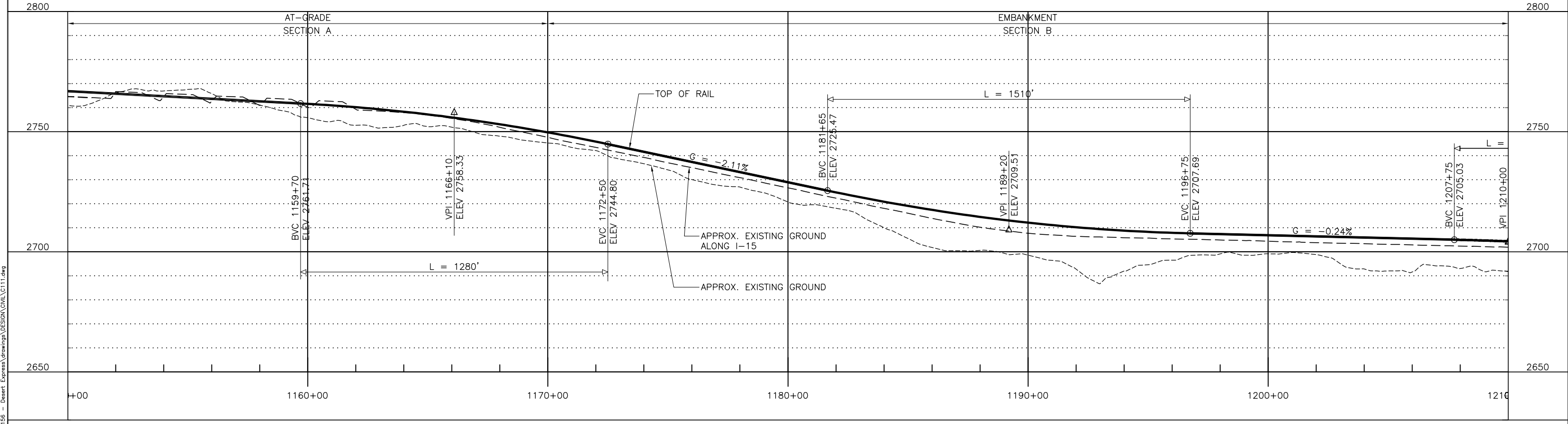
**DESERTXPRESS**  
PLAN AND PROFILE  
SEGMENT 1, ALTERNATIVE C  
STA. DX1 1090+00 TO DX1 1150+00  
SHEET 16C

CADD FILENAME C111.dwg		
SIZE D	SCALE 1"=200'H; 1"=20'V	
CONTRACT NO.		
REV. C	SHEET NO. C116C	PAGE NO.

d:\functum\ Mar 07, 2011 - 9:16am L:\work\103156 - Desert Express\Drawings\DESIGN\ORA\C111.dwg



PLAN



PROFILE

REV	DATE	BY	SUB	APP	DESCRIPTION
C	01MAR11				ISSUED FOR FINAL EIS PLAN SET
B	26FEB10				
A	05JAN09				

DESIGNED BY  
T. LUNA  
DRAWN BY  
L. DIFUNTORUM  
CHECKED BY  
J. MAHER  
IN CHARGE  
J. MAHER  
DATE  
04JUN08

**EARTH TECH | AECOM**

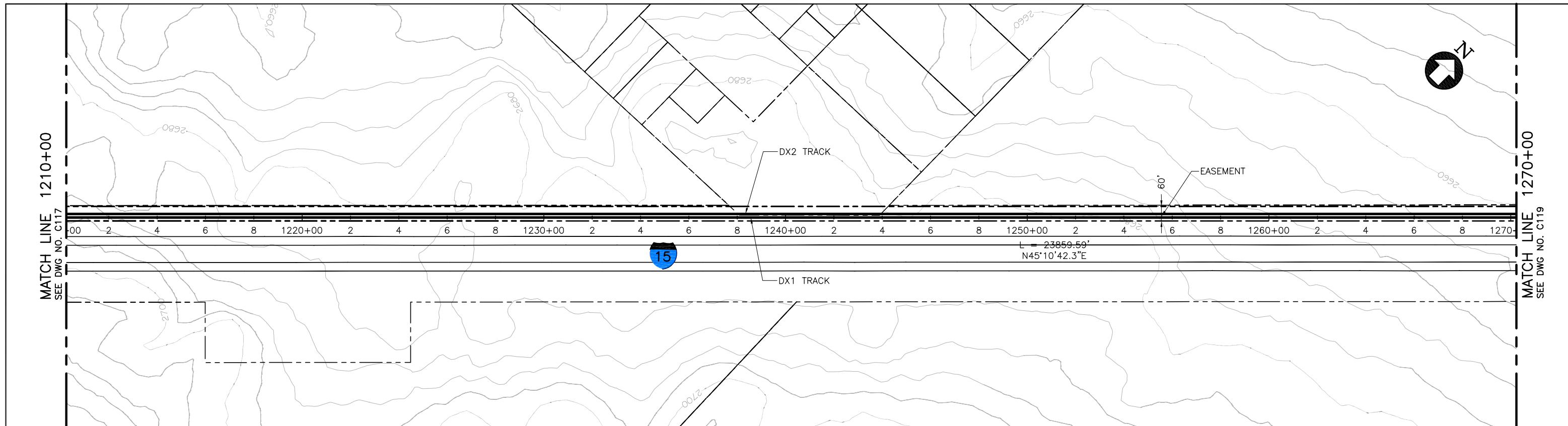
2101 Webster St., Suite 1000  
Oakland, CA 94612  
Phone: (510) 419-6000  
Fax: (510) 419-5355  
F-C-20

**DESERTXPRESS**  
PLAN AND PROFILE  
SEGMENT 1, ALTERNATIVE C  
STA. DX1 1150+00 TO DX1 1210+00  
SHEET 17C

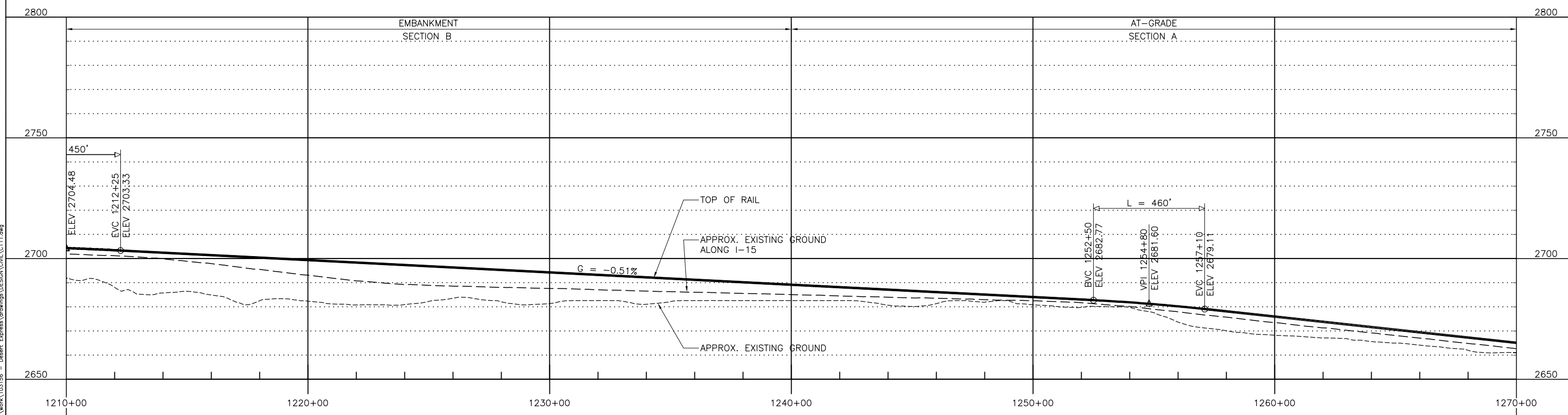
CADD FILENAME C111.dwg		
SIZE D	SCALE 1"=200'H; 1"=20'V	
CONTRACT NO.		
REV. C	SHEET NO. C117C	PAGE NO.

d:\functum\ Mar 07, 2011 - 9:17am L:\work\103156 - Desert Express\Drawings\DESIGN\DWG\C111.dwg






PLAN



PROFILE



REV	DATE	BY	SUB	APP	DESCRIPTION
C	01MAR11				ISSUED FOR FINAL EIS PLAN SET
B	26FEB10				
A	05JAN09				

DESIGNED BY  
T. LUNA  
DRAWN BY  
L. DIFUNTORUM  
CHECKED BY  
J. MAHER  
IN CHARGE  
J. MAHER  
DATE  
04JUN08

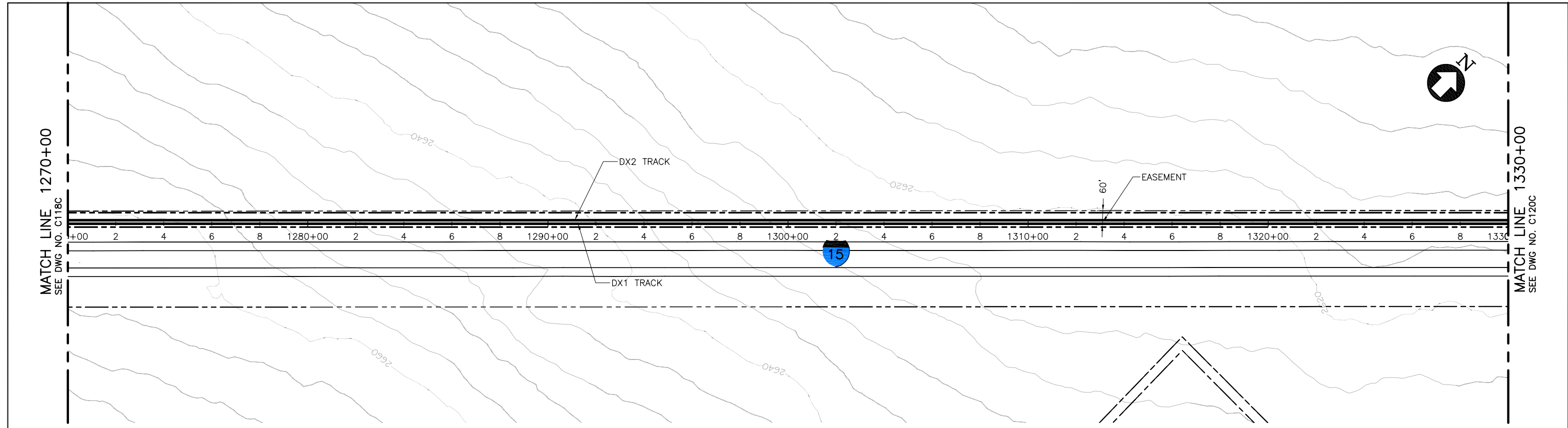
**EARTH TECH | AECOM**

2101 Webster St., Suite 1000  
Oakland, CA 94612  
Phone: (510) 419-6000  
Fax: (510) 419-5355  
F-C-21

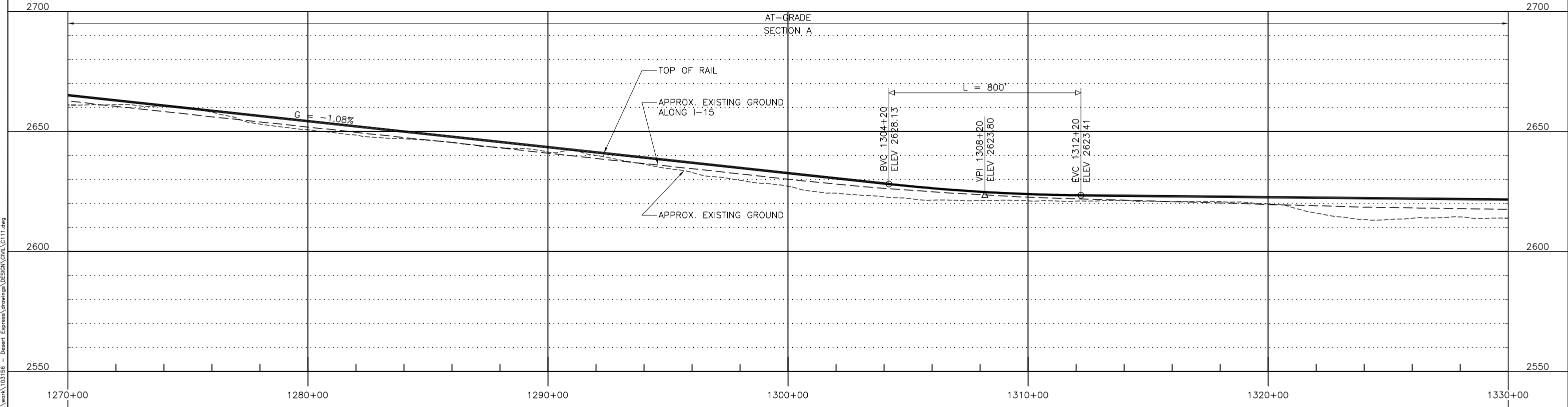
**DESERTXPRESS**  
PLAN AND PROFILE  
SEGMENT 1, ALTERNATIVE C  
STA. DX1 1210+00 TO DX1 1270+00  
SHEET 18C

CADD FILENAME C111.dwg		
SIZE D	SCALE 1"=200'H; 1"=20'V	
CONTRACT NO.		
REV. C	SHEET NO. C118C	PAGE NO.

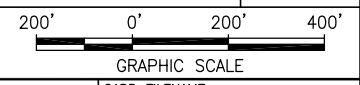
d:\work\11 Mar 07 2011 9:18am L:\work\103156 - Desert Express\Drawings\DESIGN\DWG\C111.dwg



PLAN



PROFILE



REV	DATE	BY	SUB	APP	DESCRIPTION
C	01MAR11				ISSUED FOR FINAL EIS PLAN SET
B	26FEB10				
A	05JAN09				

DESIGNED BY  
T. LUNA  
DRAWN BY  
L. DIFUNTORUM  
CHECKED BY  
J. MAHER  
IN CHARGE  
J. MAHER  
DATE  
04JUN08

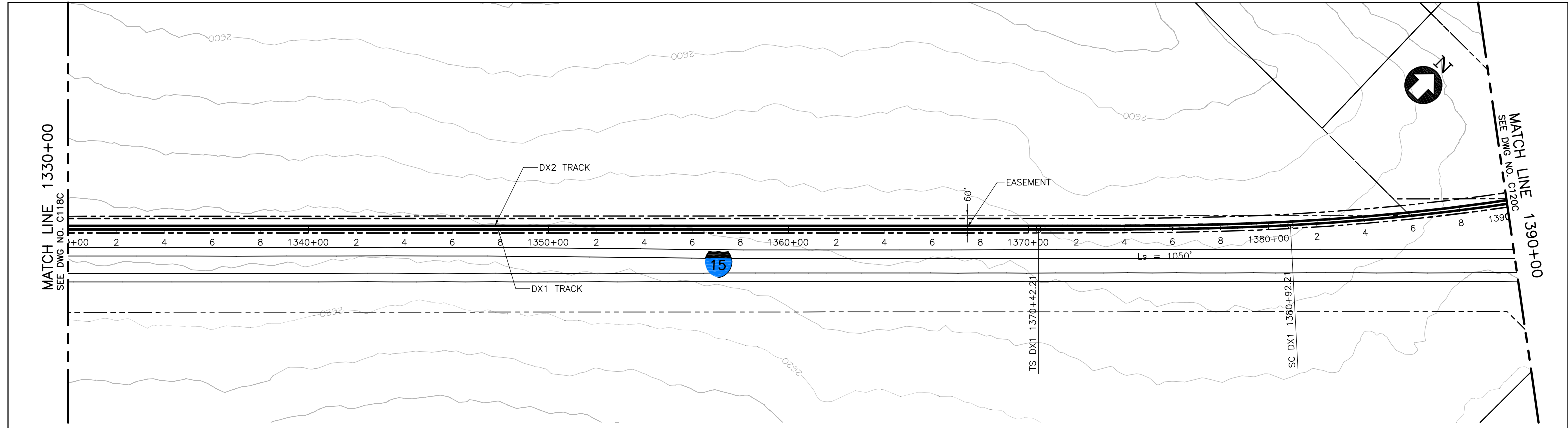
**EARTH TECH | AECOM**

2101 Webster St., Suite 1000  
Oakland, CA 94612  
Phone: (510) 419-6000  
Fax: (510) 419-5355  
F-C-22

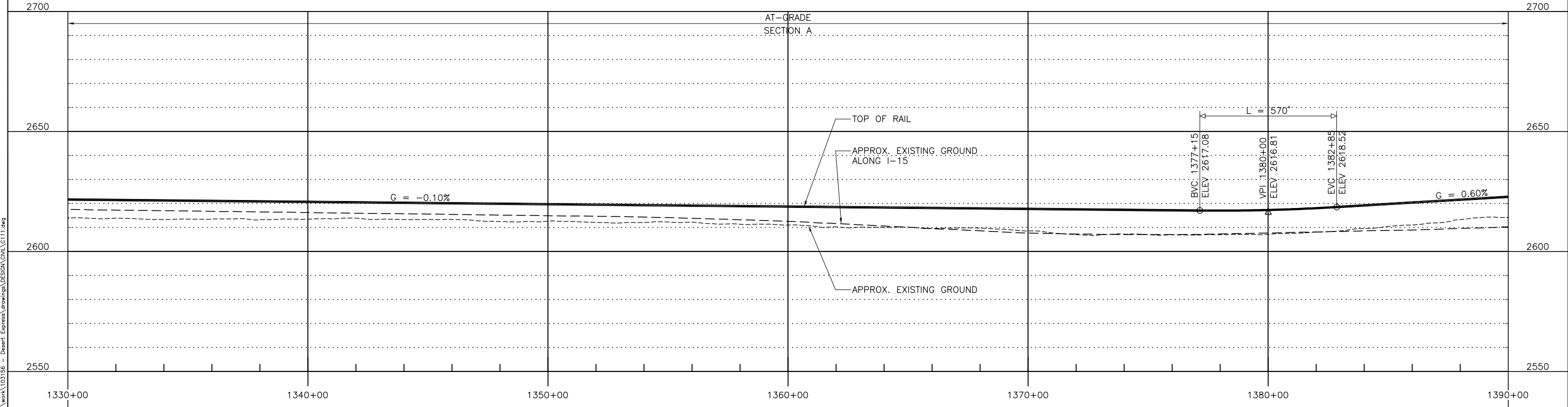
**DESERTXPRESS**  
PLAN AND PROFILE  
SEGMENT 1, ALTERNATIVE C  
STA. DX1 1270+00 TO DX1 1330+00  
SHEET 19C

CADD FILENAME C111.dwg		
SIZE D	SCALE 1"=200'H; 1"=20'V	
CONTRACT NO.		
REV. C	SHEET NO. C119C	PAGE NO.

d:\functum\ Mar 07, 2011 - 9:18am L:\work\103156 - Desert Express\Drawings\DESIGN\DWG\C111.dwg



PLAN



PROFILE

REV	DATE	BY	SUB	APP	DESCRIPTION
C	01MAR11				ISSUED FOR FINAL EIS PLAN SET
B	26FEB10				
A	05JAN09				

DESIGNED BY  
T. LUNA  
DRAWN BY  
L. DIFUNTORUM  
CHECKED BY  
J. MAHER  
IN CHARGE  
J. MAHER  
DATE  
04JUN08

**EARTH TECH | AECOM**

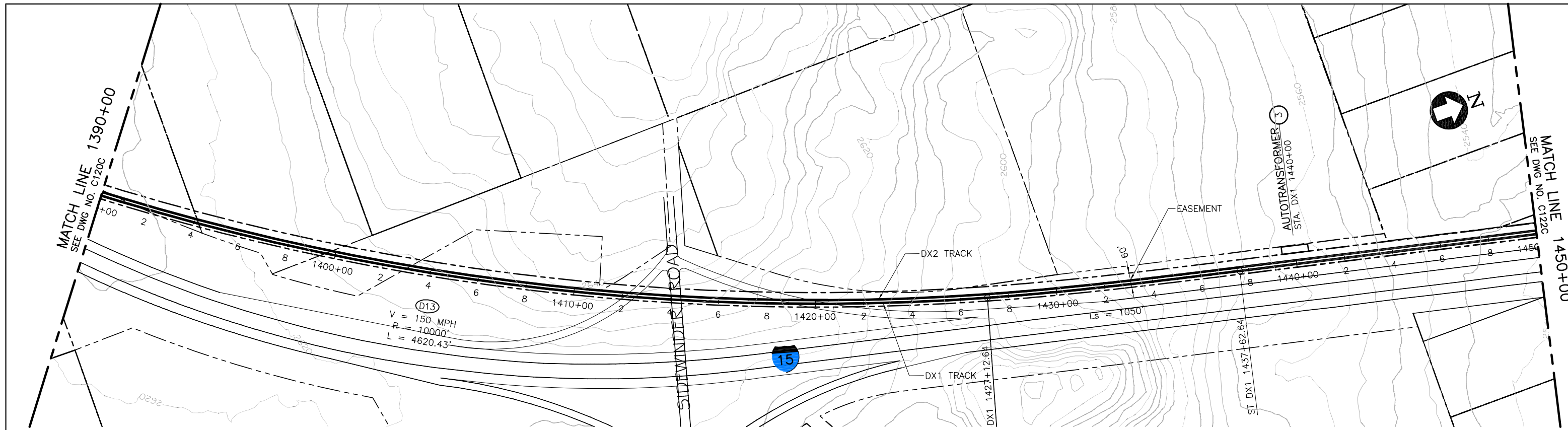
2101 Webster St., Suite 1000  
Oakland, CA 94612  
Phone: (510) 419-6000  
Fax: (510) 419-5355  
F-C-23

**DESERTXPRESS**  
PLAN AND PROFILE  
SEGMENT 1, ALTERNATIVE C  
STA. DX1 1330+00 TO DX1 1390+00  
SHEET 20C

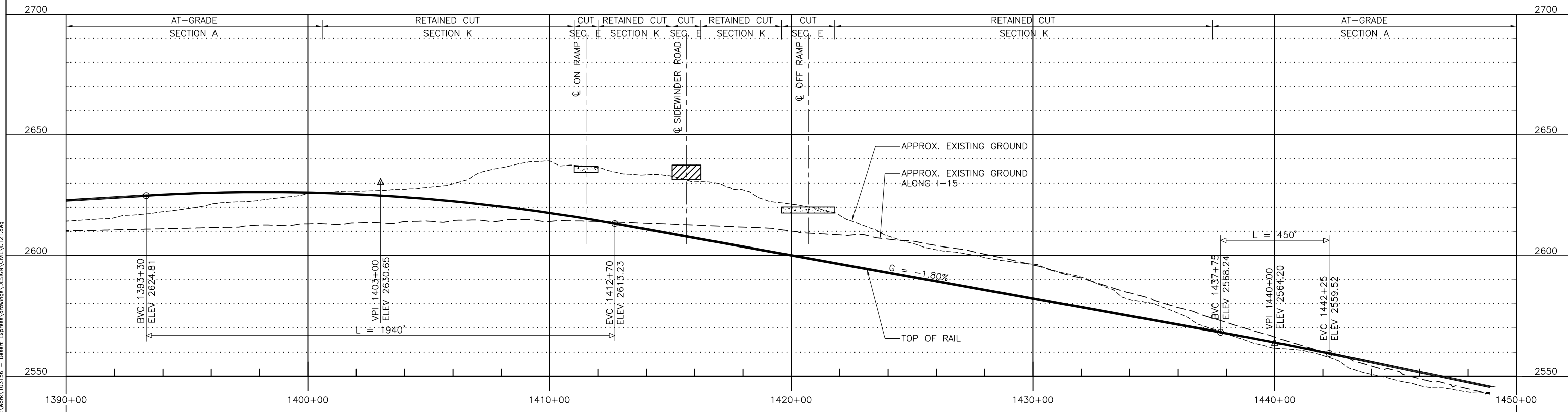
CADD FILENAME C111.dwg		
SIZE D	SCALE 1"=200'H; 1"=20'V	
CONTRACT NO.		
REV. C	SHEET NO. C120C	PAGE NO.

d:\functum\ Mar 07, 2011 - 9:18am L:\work\103156 - Desert Express\Drawings\DESIGN\DWG\C111.dwg

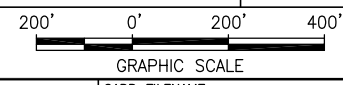




PLAN



PROFILE



REV	DATE	BY	SUB	APP	DESCRIPTION
D	01MAR11				ISSUED FOR FINAL EIS PLAN SET
C	29JUL10				
B	26FEB10				
A	05JAN09				

DESIGNED BY  
T. LUNA  
DRAWN BY  
L. DIFUNTORUM  
CHECKED BY  
J. MAHER  
IN CHARGE  
J. MAHER  
DATE  
04JUN08

**EARTH TECH | AECOM**

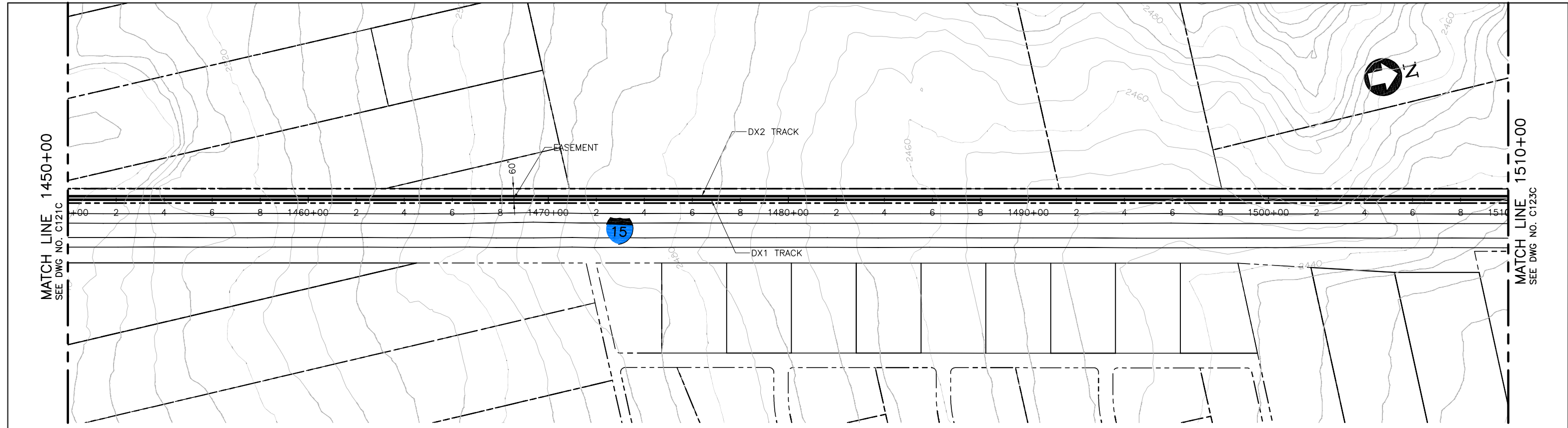
2101 Webster St., Suite 1000  
Oakland, CA 94612  
Phone: (510) 419-6000  
Fax: (510) 419-5355  
F-C-24

**DESERTXPRESS**

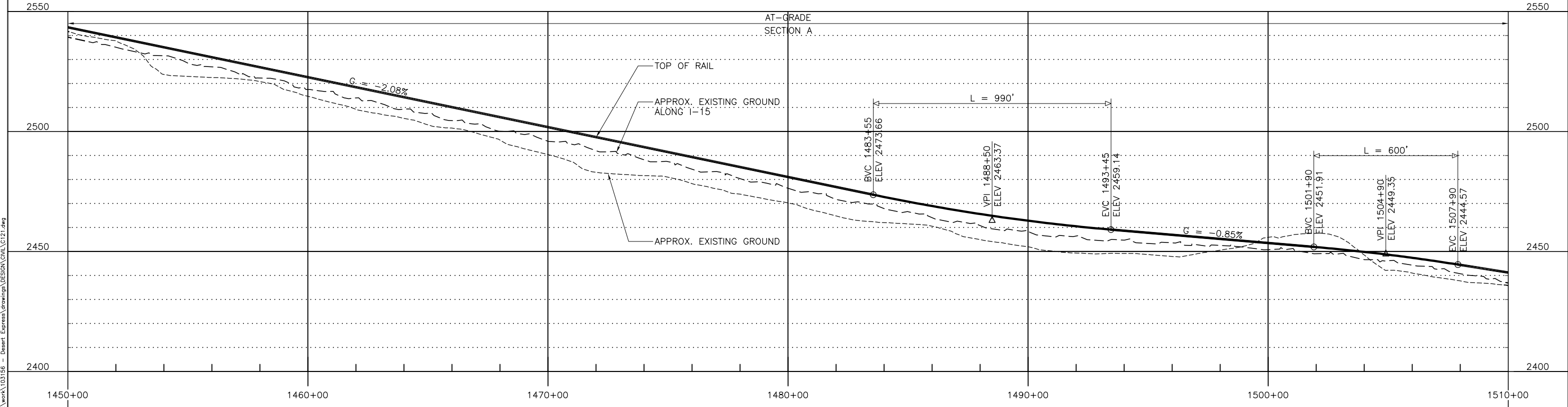
PLAN AND PROFILE  
SEGMENT 1, ALTERNATIVE C  
STA. DX1 1390+00 TO DX1 1450+00  
SHEET 21C

CADD FILENAME C121.dwg		
SIZE D	SCALE 1"=200'H; 1"=20'V	
CONTRACT NO.		
REV. D	SHEET NO. C121C	PAGE NO.

d:\functum\1 Mar 07 2011 - 9:21am L:\work\103156 - Desert Express\Drawings\DESIGN\CAD\C121.dwg



PLAN



PROFILE

REV	DATE	BY	SUB	APP	DESCRIPTION
C	01MAR11				ISSUED FOR FINAL EIS PLAN SET
B	26FEB10				
A	05JAN09				

DESIGNED BY  
T. LUNA  
DRAWN BY  
L. DIFUNTORUM  
CHECKED BY  
J. MAHER  
IN CHARGE  
J. MAHER  
DATE  
04JUN08

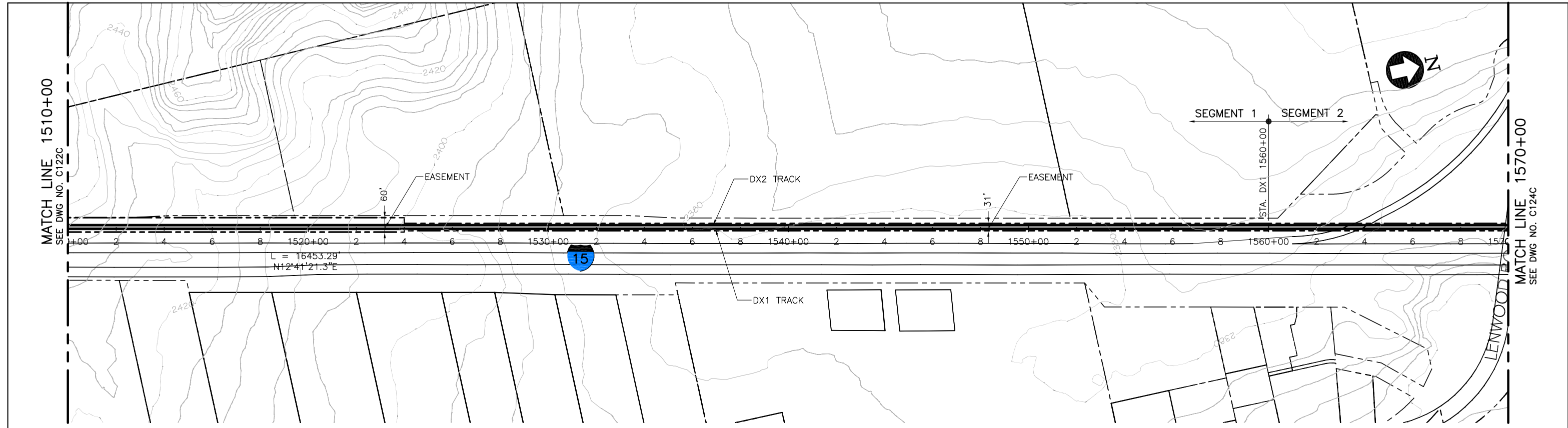
**EARTH TECH | AECOM**

2101 Webster St., Suite 1000  
Oakland, CA 94612  
Phone: (510) 419-6000  
Fax: (510) 419-5355  
F-C-25

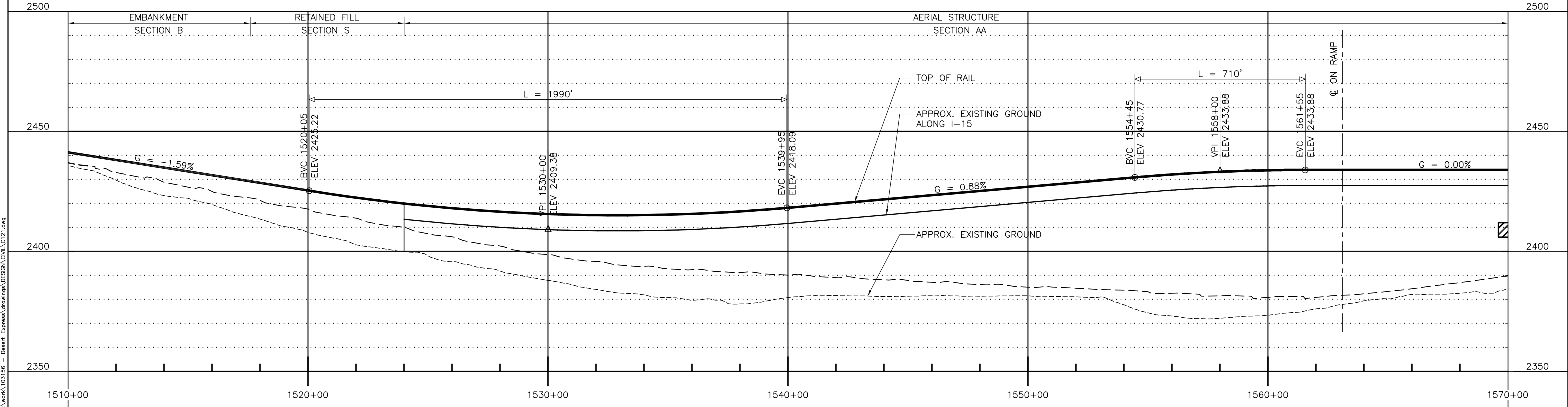
**DESERTXPRESS**  
PLAN AND PROFILE  
SEGMENT 1, ALTERNATIVE C  
STA. DX1 1450+00 TO DX1 1510+00  
SHEET 22C

CADD FILENAME C121.dwg		
SIZE D	SCALE 1"=200'H; 1"=20'V	
CONTRACT NO.		
REV. C	SHEET NO. C122C	PAGE NO.

d:\functum\ Mar 07, 2011 - 9:21am L:\work\103156 - Desert Express\Drawings\DESIGN\DWG\C121.dwg



PLAN



PROFILE

REV	DATE	BY	SUB	APP	DESCRIPTION
C	01MAR11				ISSUED FOR FINAL EIS PLAN SET
B	26FEB10				
A	05JAN09				

DESIGNED BY T. LUNA
DRAWN BY L. DIFUNTORUM
CHECKED BY J. MAHER
IN CHARGE J. MAHER
DATE 04JUN08

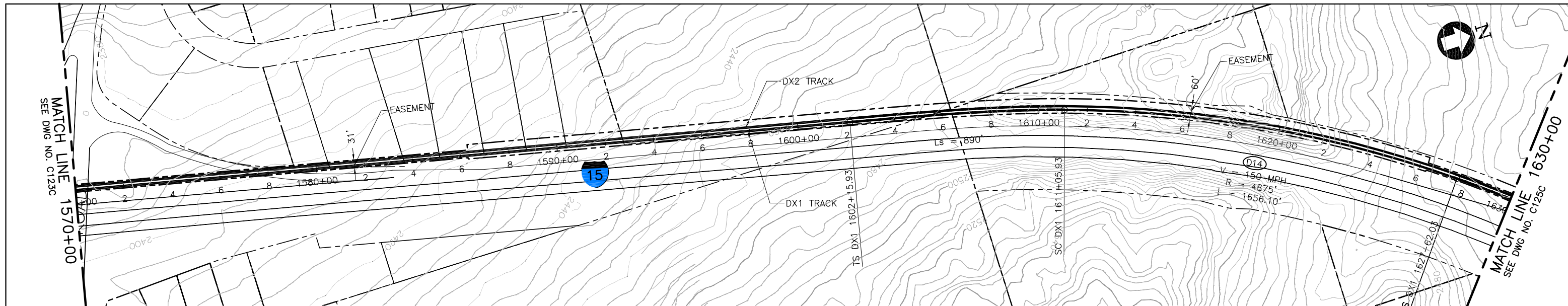
**EARTH TECH | AECOM**

2101 Webster St., Suite 1000  
Oakland, CA 94612  
Phone: (510) 419-6000  
Fax: (510) 419-5355  
F-C-26

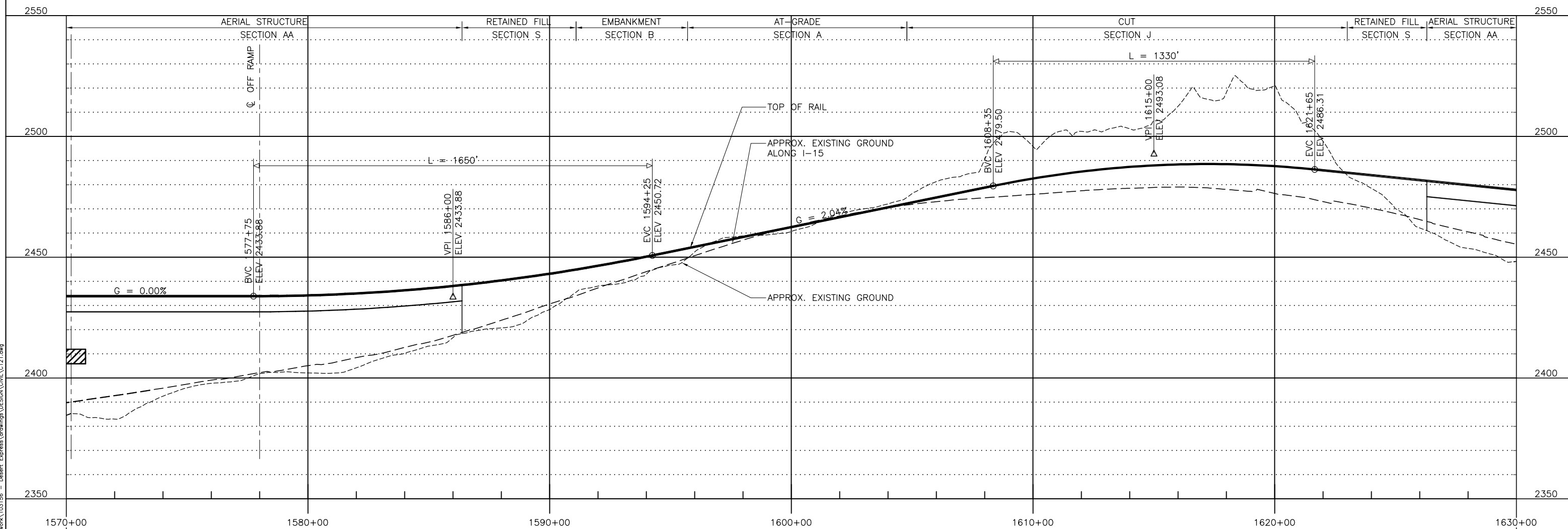
**DESERTXPRESS**  
PLAN AND PROFILE  
SEGMENT 2 - ALTERNATIVE C  
STA. DX1 1560+00 TO DX1 1570+00  
SHEET 23C

CADD FILENAME C121.dwg		
SIZE D	SCALE 1"=200'H; 1"=20'V	
CONTRACT NO.		
REV. C	SHEET NO. C123C	PAGE NO.

d:\functum\ Mar 07, 2011 - 9:22am L:\work\103156 - Desert Express\Drawings\DESIGN\DWG\C121.dwg



PLAN



PROFILE

REV	DATE	BY	SUB	APP	DESCRIPTION
C	01MAR11				ISSUED FOR FINAL EIS PLAN SET
B	26FEB10				
A	05JAN09				

DESIGNED BY  
T. LUNA  
DRAWN BY  
L. DIFUNTORUM  
CHECKED BY  
J. MAHER  
IN CHARGE  
J. MAHER  
DATE  
04JUN08

**EARTH TECH | AECOM**

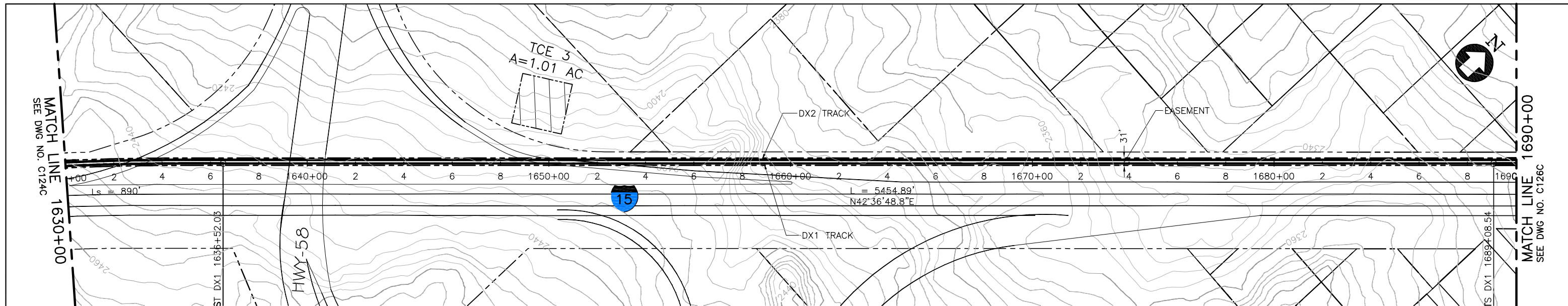
2101 Webster St., Suite 1000  
Oakland, CA 94612  
Phone: (510) 419-6000  
Fax: (510) 419-5355  
F-C-27

**DESERTXPRESS**  
PLAN AND PROFILE  
SEGMENT 2, ALTERNATIVE C  
STA. DX1 1570+00 TO DX1 1630+00  
SHEET 24C

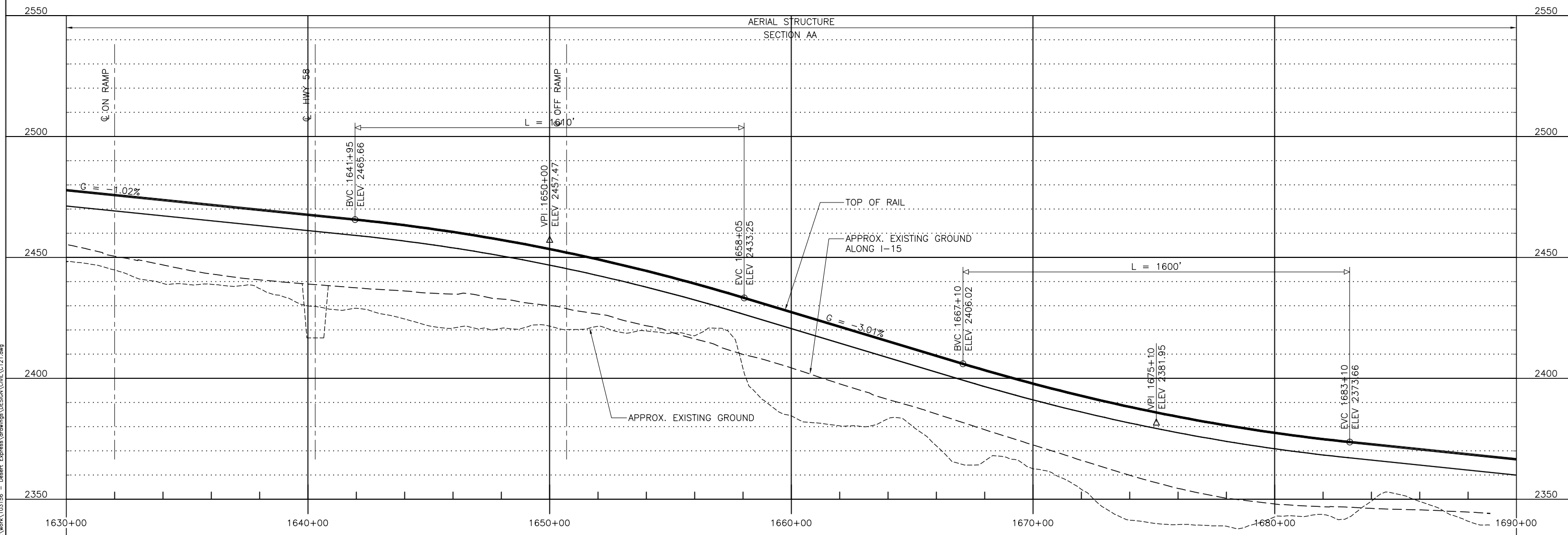
CADD FILENAME C121.dwg		
SIZE D	SCALE 1"=200'H; 1"=20'V	
CONTRACT NO.		
REV. C	SHEET NO. C124C	PAGE NO.

d:\aecom\1 Mar 07 2011 - 9:23am L:\work\103156 - Desert Express\Drawings\DESIGN\DWG\C121.dwg

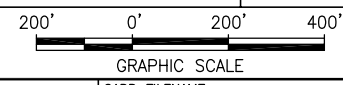




**PLAN**



**PROFILE**



REV	DATE	BY	SUB	APP	DESCRIPTION
C	01MAR11				ISSUED FOR FINAL EIS PLAN SET
B	26FEB10				
A	05JAN09				

DESIGNED BY T. LUNA
DRAWN BY L. DIFUNTORUM
CHECKED BY J. MAHER
IN CHARGE J. MAHER
DATE 04JUN08

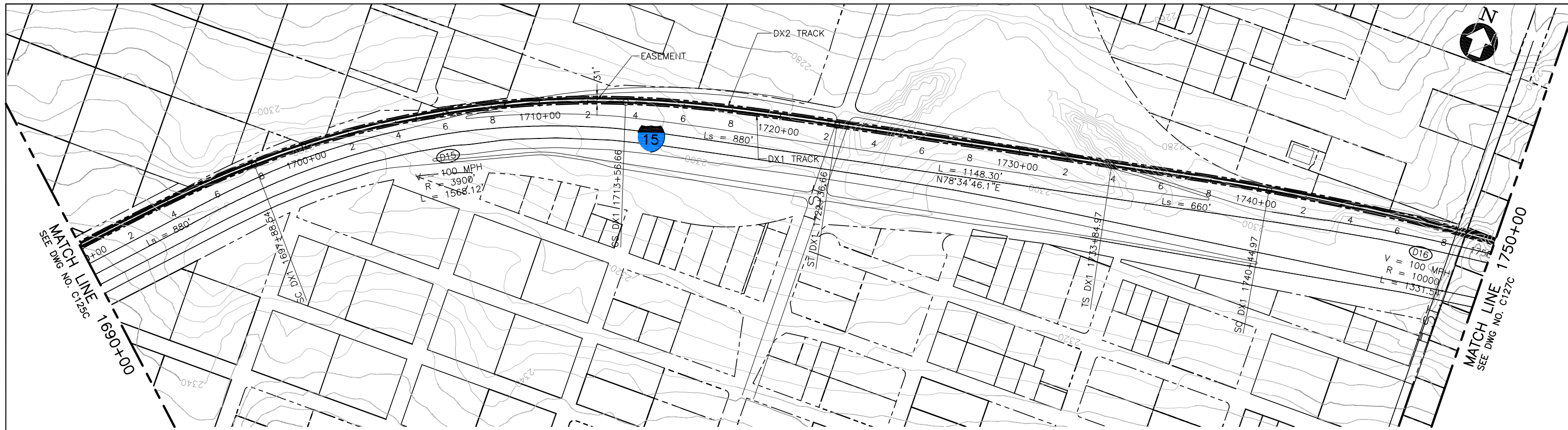
**EARTH TECH | AECOM**

2101 Webster St., Suite 1000  
Oakland, CA 94612  
Phone: (510) 419-6000  
Fax: (510) 419-5355  
F-C-28

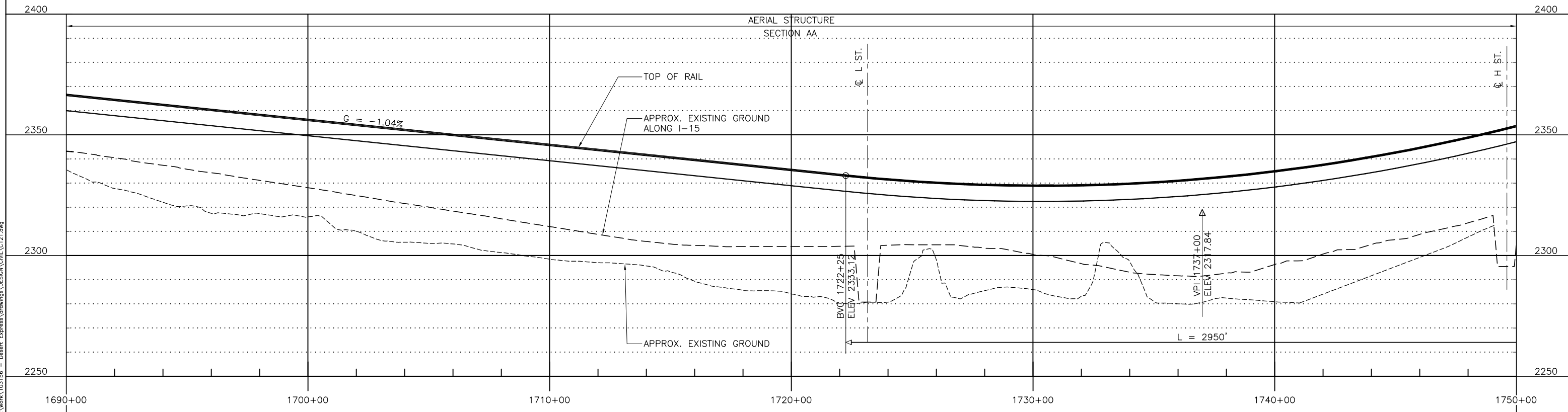
**DESERTXPRESS**  
PLAN AND PROFILE  
SEGMENT 2, ALTERNATIVE C  
STA. DX1 1630+00 TO DX1 1690+00  
SHEET 25C

CADD FILENAME C121.dwg		
SIZE D	SCALE 1"=200'H; 1"=20'V	CONTRACT NO.
REV. C	SHEET NO. C125C	PAGE NO.

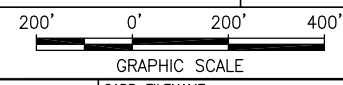
d:\function1 Mar 07, 2011 9:23am L:\work\103156 - Desert Express\Drawings\DESIGN\DWG\C121.dwg



PLAN



PROFILE



REV	DATE	BY	SUB	APP	DESCRIPTION
C	01MAR11				ISSUED FOR FINAL EIS PLAN SET
B	26FEB10				
A	05JAN09				

DESIGNED BY  
T. LUNA  
DRAWN BY  
L. DIFUNTORUM  
CHECKED BY  
J. MAHER  
IN CHARGE  
J. MAHER  
DATE  
04JUN08

**EARTH TECH | AECOM**

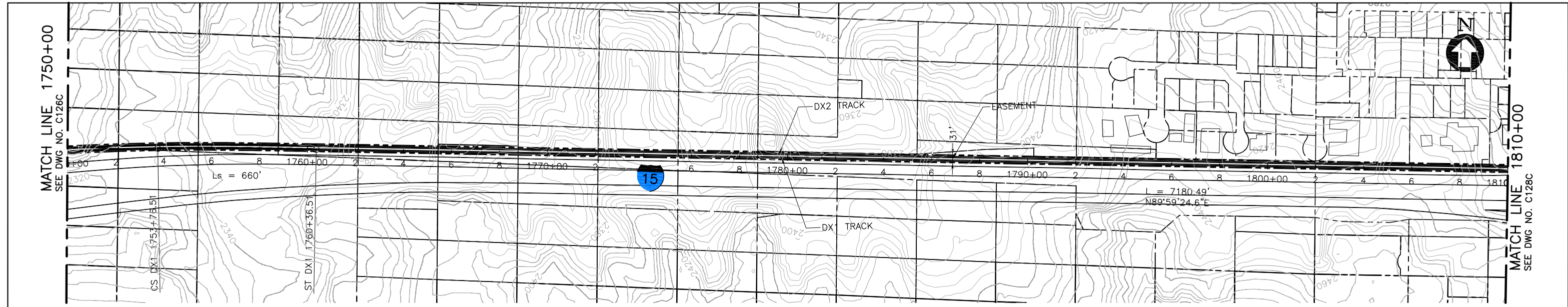
2101 Webster St., Suite 1000  
Oakland, CA 94612  
Phone: (510) 419-6000  
Fax: (510) 419-3355  
F-C-29

**DESERTXPRESS**

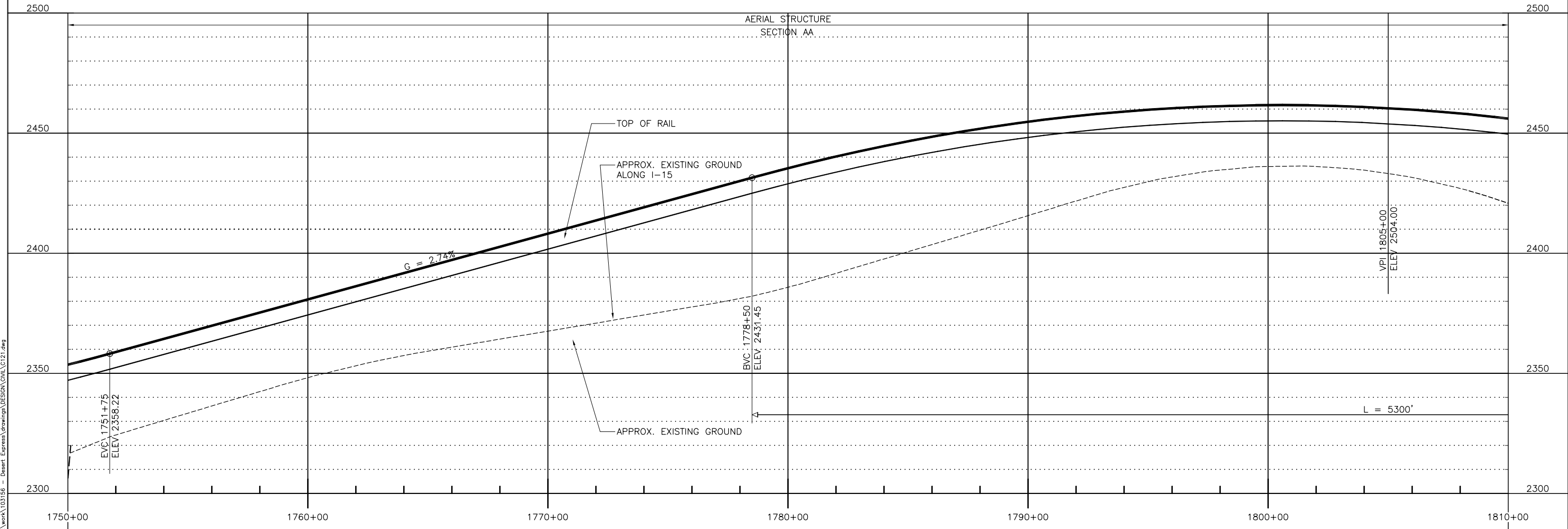
PLAN AND PROFILE  
SEGMENT 2, ALTERNATIVE C  
STA. DX1 1690+00 TO DX1 1750+00  
SHEET 26C

CADD FILENAME C121.dwg		
SIZE D	SCALE 1"=200'H; 1"=20'V	CONTRACT NO.
REV. C	SHEET NO. C126C	PAGE NO.

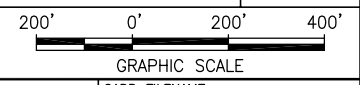
d:\functorum\ Mar 07, 2011 - 9:23am L:\work\103156 - Desert Express\Drawings\DESIGN\DWG\C121.dwg



**PLAN**



**PROFILE**



REV	DATE	BY	SUB	APP	DESCRIPTION
C	01MAR11				ISSUED FOR FINAL EIS PLAN SET
B	26FEB10				
A	05JAN09				

DESIGNED BY  
T. LUNA  
DRAWN BY  
L. DIFUNTORUM  
CHECKED BY  
J. MAHER  
IN CHARGE  
J. MAHER  
DATE  
04JUN08

**EARTH TECH | AECOM**

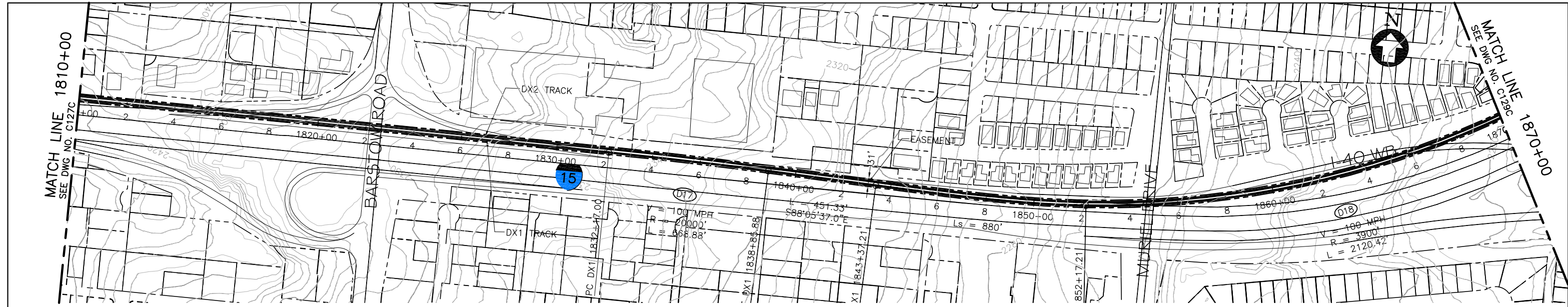
2101 Webster St., Suite 1000  
Oakland, CA 94612  
Phone: (510) 419-6000  
Fax: (510) 419-5355  
F-C-30

**DESERTXPRESS**  
PLAN AND PROFILE  
SEGMENT 2, ALTERNATIVE C  
STA. DX1 1750+00 TO DX1 1810+00  
SHEET 27C

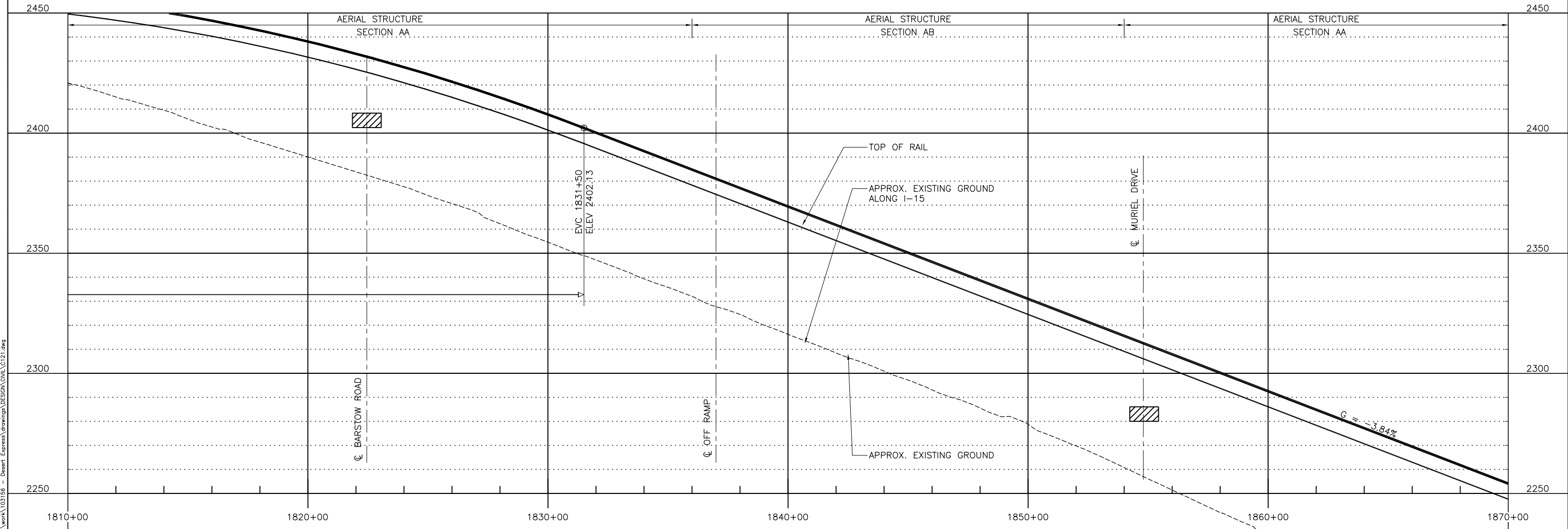
CADD FILENAME C121.dwg		
SIZE D	SCALE 1"=200'H; 1"=20'V	
CONTRACT NO.		
REV. C	SHEET NO. C127C	PAGE NO.

d:\functorum\ Mar 07, 2011 - 9:24am L:\work\103156 - Desert Express\Drawings\DESIGN\DWG\C121.dwg

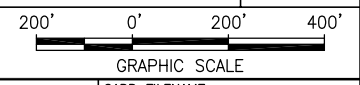




PLAN



PROFILE



REV	DATE	BY	SUB	APP	DESCRIPTION
C	01MAR11				ISSUED FOR FINAL EIS PLAN SET
B	26FEB10				
A	05JAN09				

DESIGNED BY  
T. LUNA  
DRAWN BY  
L. DIFUNTORUM  
CHECKED BY  
J. MAHER  
IN CHARGE  
J. MAHER  
DATE  
04JUN08

**EARTH TECH | AECOM**

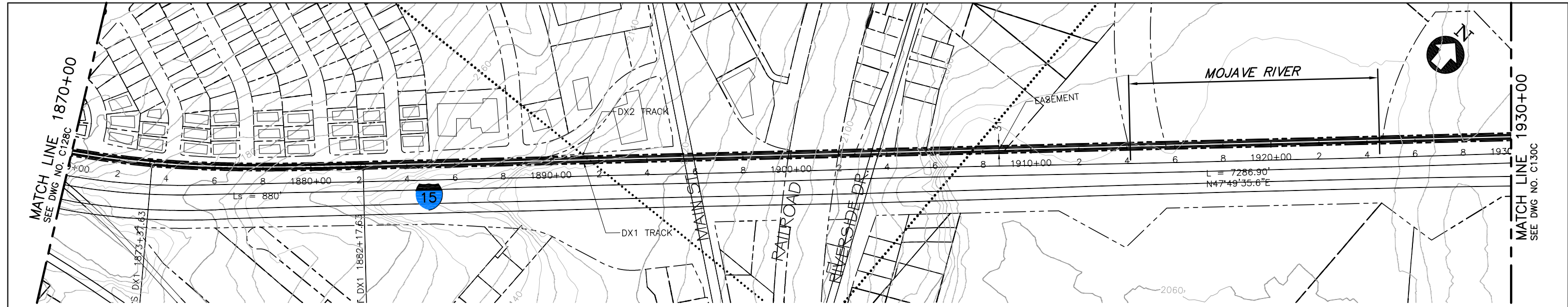
2101 Webster St., Suite 1000  
Oakland, CA 94612  
Phone: (510) 419-6000  
Fax: (510) 419-5355  
F-C-31

**DESERTXPRESS**  
PLAN AND PROFILE  
SEGMENT 2, ALTERNATIVE C  
STA. DX1 1810+00 TO DX1 1870+00  
SHEET 28C

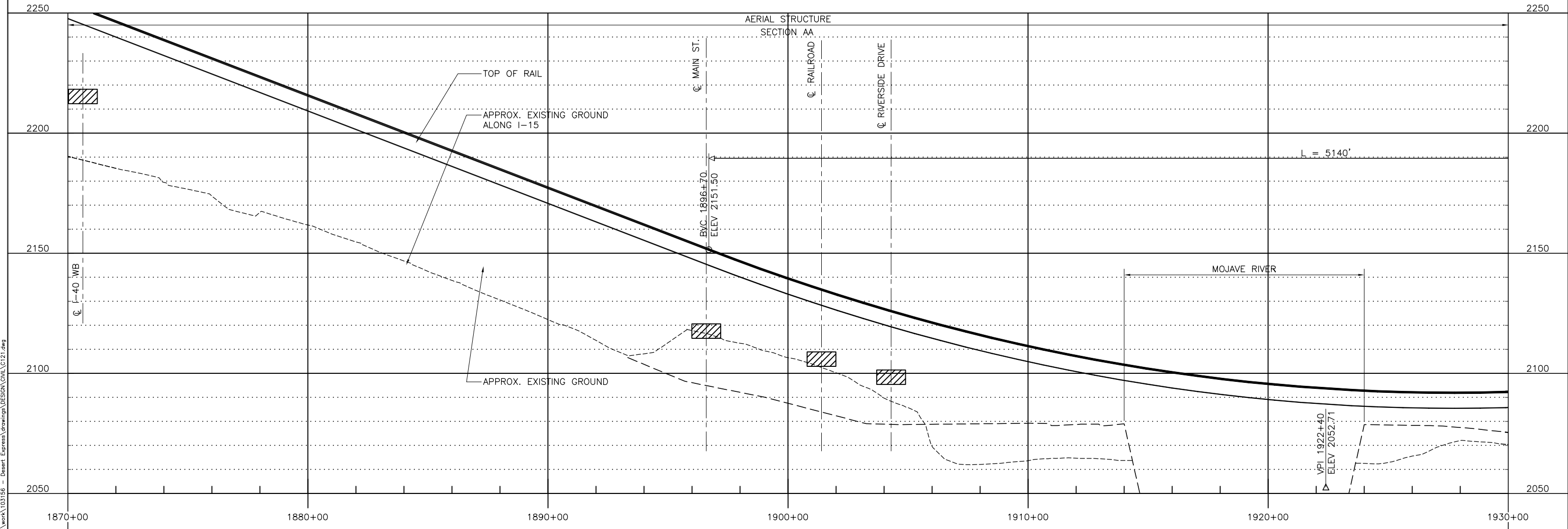
CADD FILENAME C121.dwg		
SIZE D	SCALE 1"=200'H; 1"=20'V	
CONTRACT NO.		
REV. C	SHEET NO. C128C	PAGE NO.

d:\function\1 Mar 07 2011 9:24am L:\work\103156 - Desert Express\Drawings\DESIGN\DWG\C121.dwg

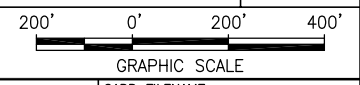




PLAN



PROFILE



REV	DATE	BY	SUB	APP	DESCRIPTION
C	01MAR11				ISSUED FOR FINAL EIS PLAN SET
B	26FEB10				
A	05JAN09				

DESIGNED BY T. LUNA
DRAWN BY L. DIFUNTORUM
CHECKED BY J. MAHER
IN CHARGE J. MAHER
DATE 04JUN08

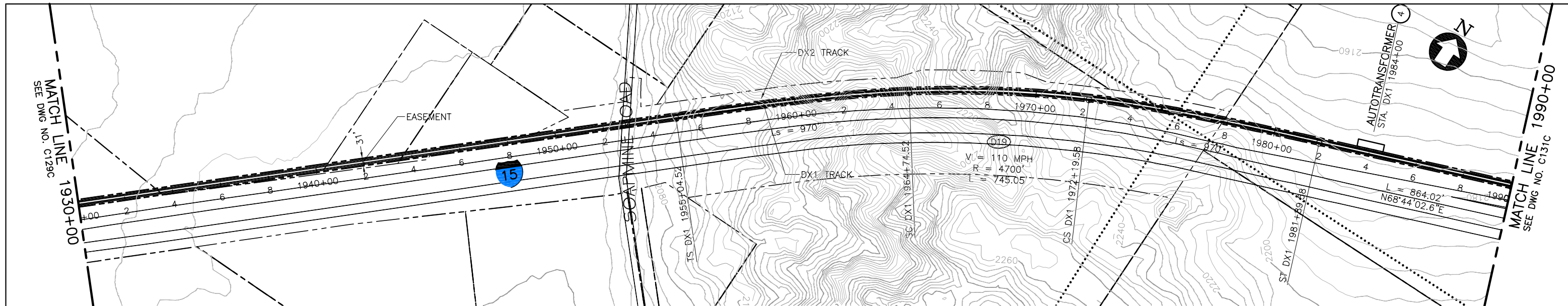
**EARTH TECH | AECOM**

2101 Webster St., Suite 1000  
Oakland, CA 94612  
Phone: (510) 419-6000  
Fax: (510) 419-5355  
F-C-32

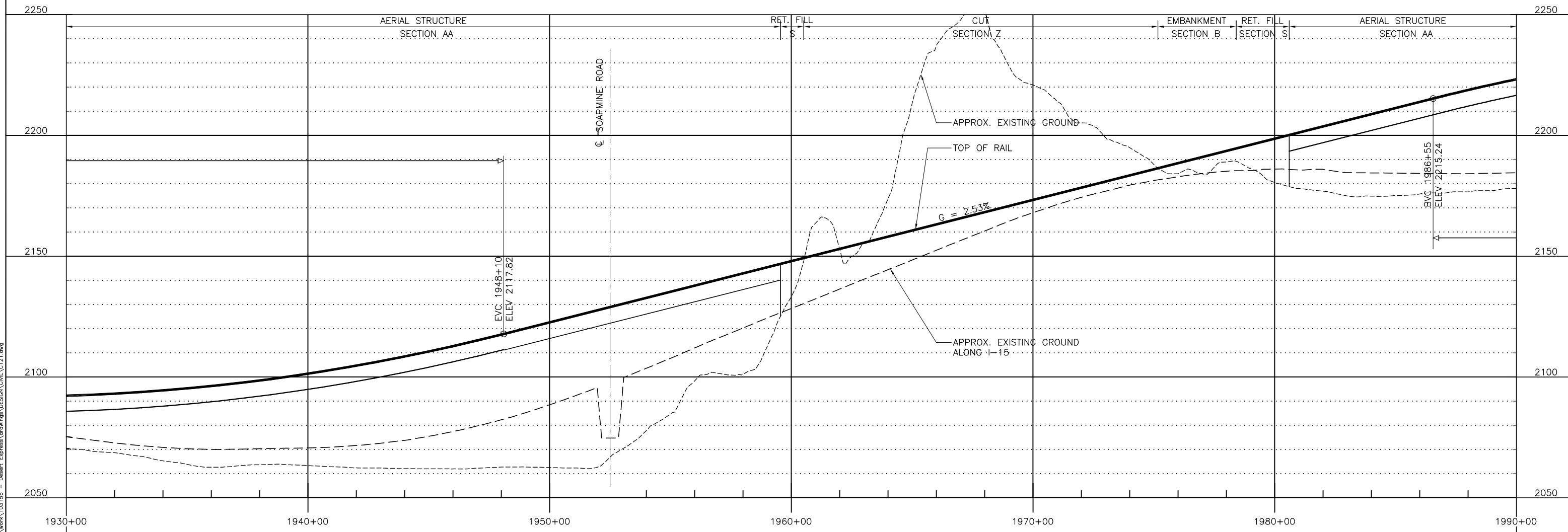
**DESERTXPRESS**  
PLAN AND PROFILE  
SEGMENT 2, ALTERNATIVE C  
STA. DX1 1870+00 TO DX1 1930+00  
SHEET 29C

CADD FILENAME C121.dwg		
SIZE D	SCALE 1"=200'H; 1"=20'V	
CONTRACT NO.		
REV. C	SHEET NO. C129C	PAGE NO.

d:\functorum\ Mar 07, 2011 - 9:24am L:\work\103156 - Desert Express\Drawings\DESIGN\DWG\C121.dwg



PLAN



PROFILE



REV	DATE	BY	SUB	APP	DESCRIPTION
D	01MAR11				ISSUED FOR FINAL EIS PLAN SET
C	29JUL10				
B	26FEB10				
A	05JAN09				

DESIGNED BY  
T. LUNA  
DRAWN BY  
L. DIFUNTORUM  
CHECKED BY  
J. MAHER  
IN CHARGE  
J. MAHER  
DATE  
04JUN08

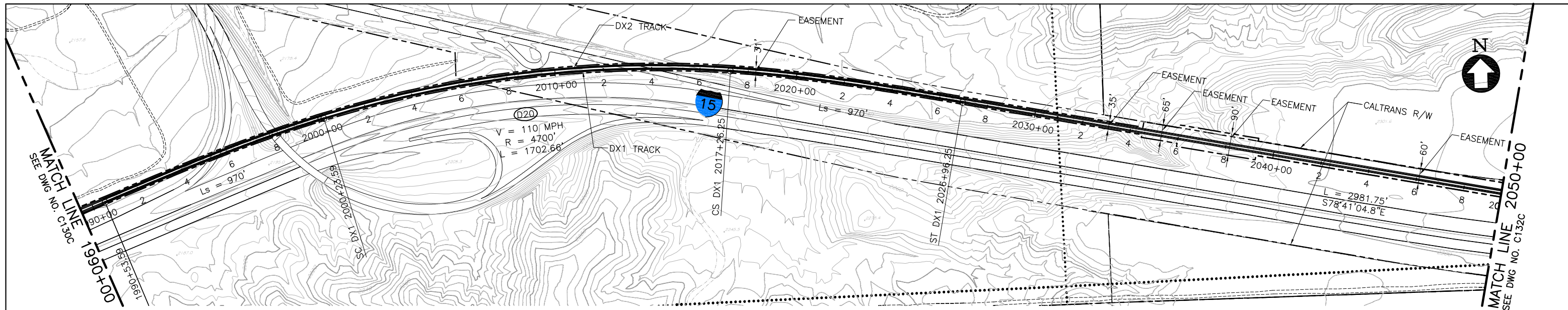
**EARTH TECH | AECOM**

2101 Webster St., Suite 1000  
Oakland, CA 94612  
Phone: (510) 419-6000  
Fax: (510) 419-5355  
F-C-33

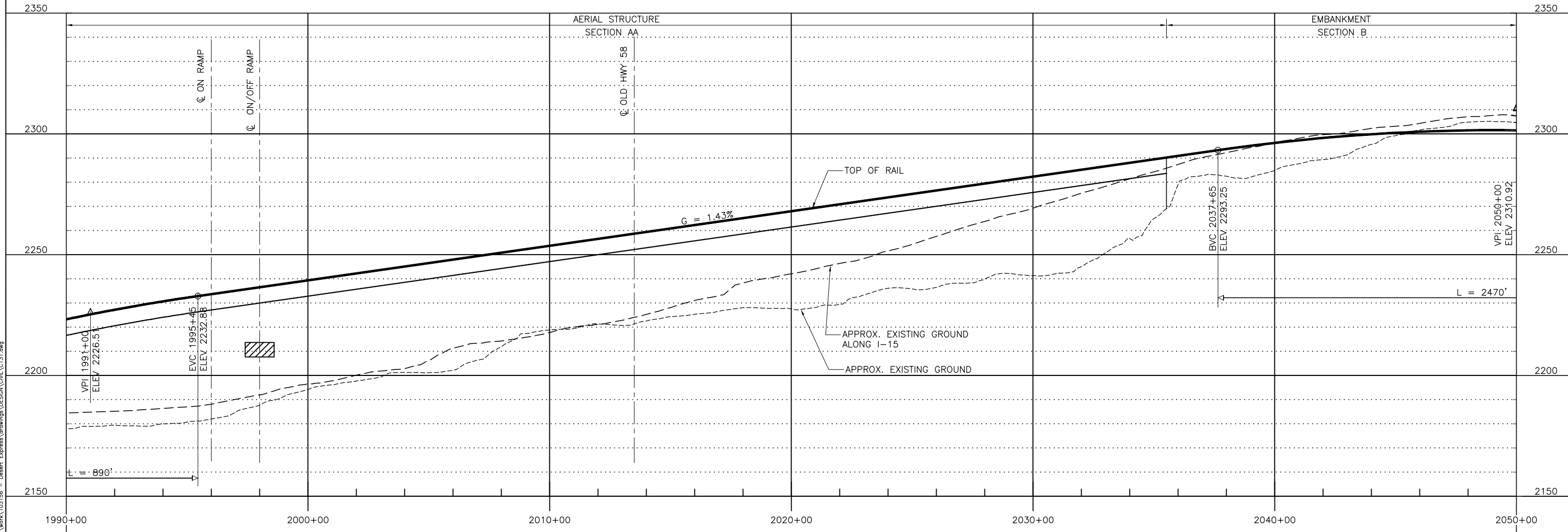
**DESERTXPRESS**  
PLAN AND PROFILE  
SEGMENT 2, ALTERNATIVE C  
STA. DX1 1930+00 TO DX1 1990+00  
SHEET 30C

CADD FILENAME C121.dwg		
SIZE D	SCALE 1"=200'H; 1"=20'V	
CONTRACT NO.		
REV. D	SHEET NO. C130C	PAGE NO.

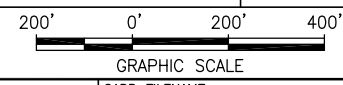
d:\functum\ Mar 07, 2011 - 9:25am L:\work\103156 - Desert Express\Drawings\DESIGN\CHK\C121.dwg



PLAN



PROFILE



REV	DATE	BY	SUB	APP	DESCRIPTION
E	01MAR11				RE-ISSUED FOR FINAL EIS PLAN SET
D	19NOV10				ISSUED FOR FINAL EIS PLAN SET
C	29JUL10				
B	26FEB10				
A	05JAN09				

DESIGNED BY T. LUNA
DRAWN BY L. DIFUNTORUM
CHECKED BY J. MAHER
IN CHARGE J. MAHER
DATE 04JUN08

**EARTH TECH | AECOM**

2101 Webster St., Suite 1000  
Oakland, CA 94612  
Phone: (510) 419-6000  
Fax: (510) 419-5355  
F-C-34

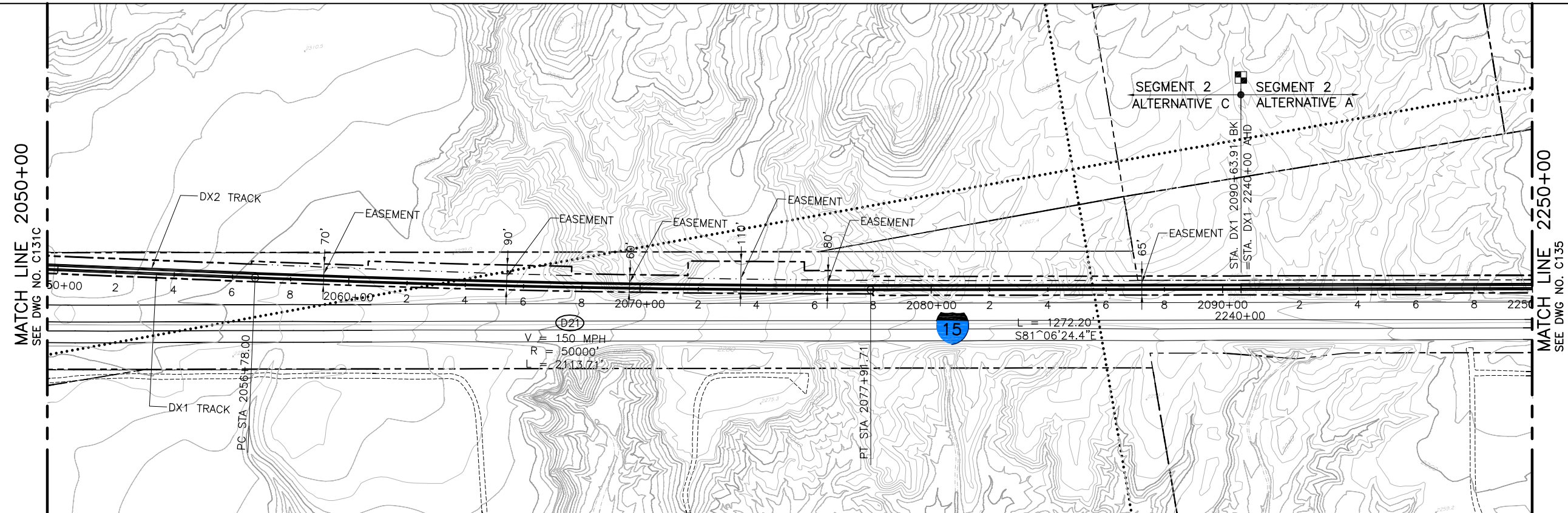
**DESERTXPRESS**

PLAN AND PROFILE  
SEGMENT 2, ALTERNATIVE C  
STA. DX1 1990+00 TO DX1 2050+00  
SHEET 31C

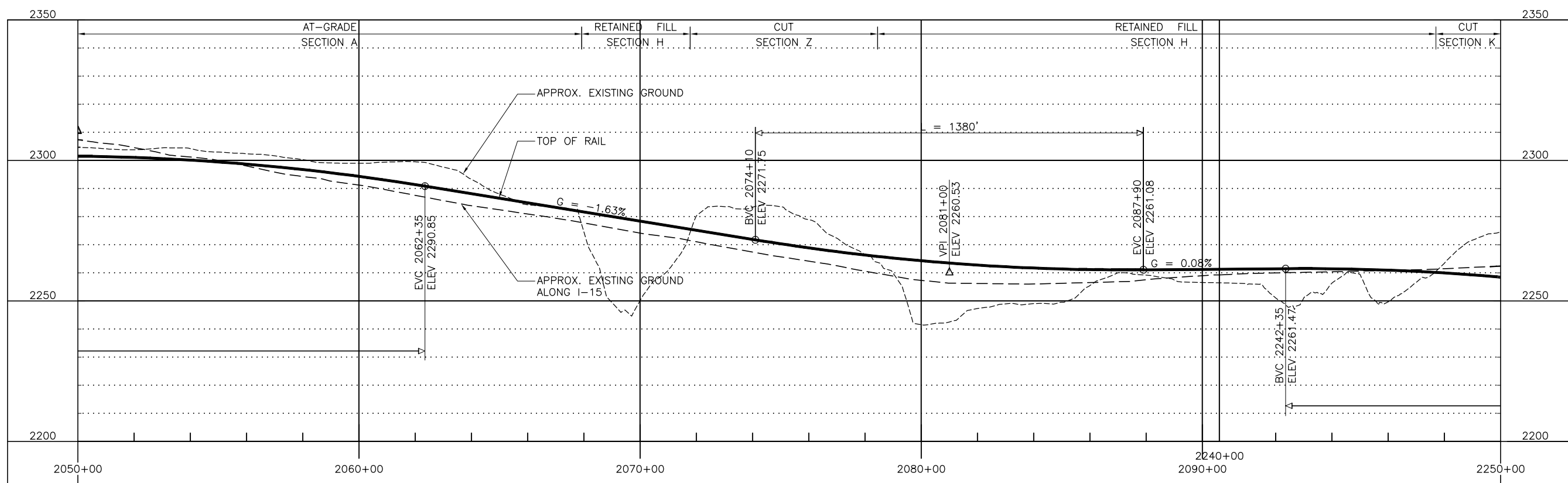
CADD FILENAME C131.dwg
SIZE SCALE D 1"=200'H; 1"=20'V
CONTRACT NO.
REV. SHEET NO. PAGE NO. E C131C

d:\functum\1 Mar 07 2011 9:27am L:\work\103156 - Desert Express\Drawings\DESIGN\DWG\C131.dwg

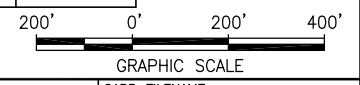




PLAN



PROFILE



d:\function\1 Mar 07 2011 9:28am L:\work\103156 - Desert Express\Drawings\DESIGN\C131.dwg

REV	DATE	BY	SUB	APP	DESCRIPTION
D	01MAR11				ISSUED FOR FINAL EIS PLAN SET
C	08SEP10				
B	26FEB10				
A	05JAN09				

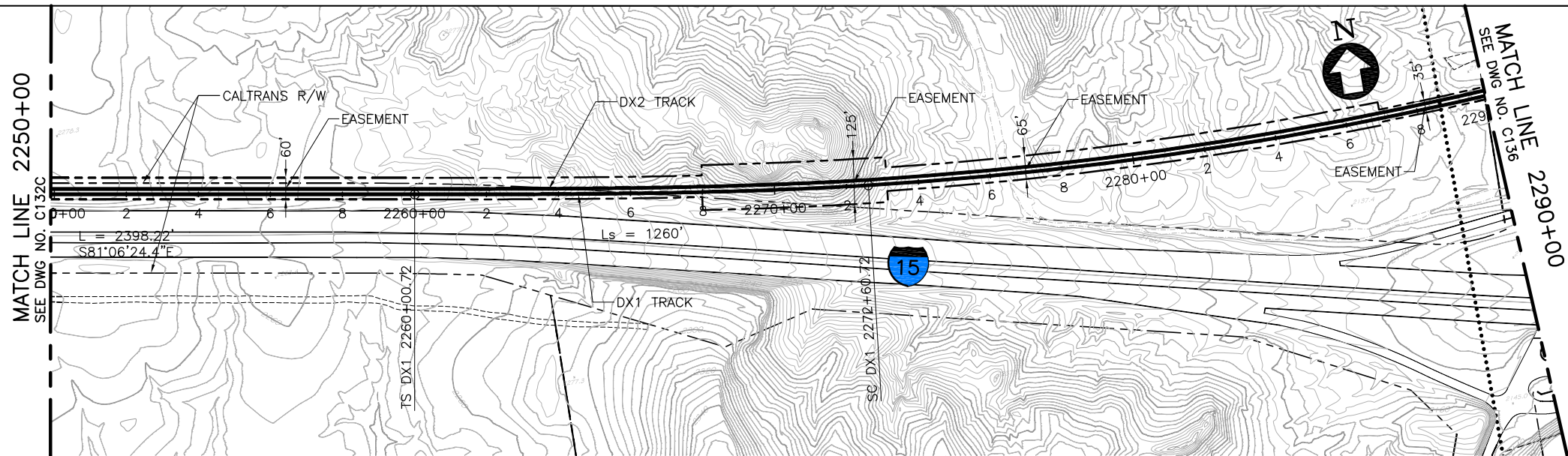
DESIGNED BY T. LUNA
DRAWN BY L. DIFUNTORUM
CHECKED BY J. MAHER
IN CHARGE J. MAHER
DATE 04JUN08

**EARTH TECH | AECOM**

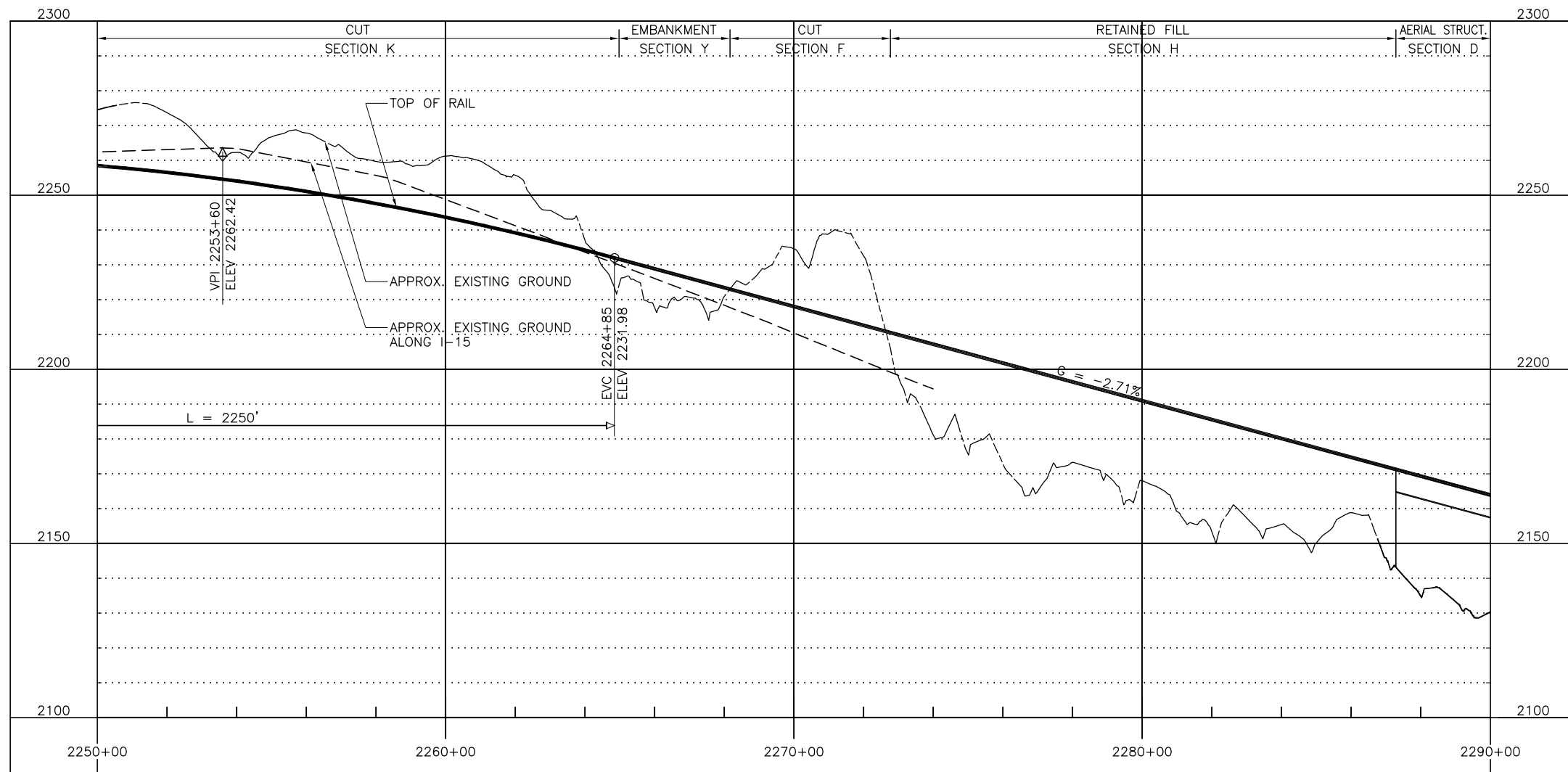
2101 Webster St., Suite 1000  
Oakland, CA 94612  
Phone: (510) 419-6000  
Fax: (510) 419-5355  
F-C-35

**DESERTXPRESS**  
PLAN AND PROFILE  
SEGMENT 2, ALTERNATIVE C  
STA. DX1 2050+00 TO DX1 2250+00  
SHEET 32C

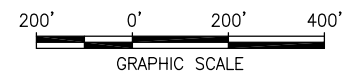
CADD FILENAME C131.dwg		
SIZE D	SCALE 1"=200'H; 1"=20'V	
CONTRACT NO.		
REV. D	SHEET NO. C132C	PAGE NO.



PLAN



PROFILE



d:\functum\1 Mar 07 2011 - 9:28am L:\work\103156 - Desert Express\Drawings\DESIGN\DWG\C131.dwg

F	01MAR11			RE-ISSUED FOR FINAL EIS PLAN SET	
E	19NOV10			ISSUED FOR FINAL EIS PLAN SET	
D	18AUG10				
C	30DEC09				
B	31AUG09				
A	12AUG08				
REV	DATE	BY	SUB	APP	DESCRIPTION

DESIGNED BY T. LUNA
DRAWN BY L. DIFUNTORUM
CHECKED BY J. MAHER
IN CHARGE J. MAHER
DATE 04JUN08

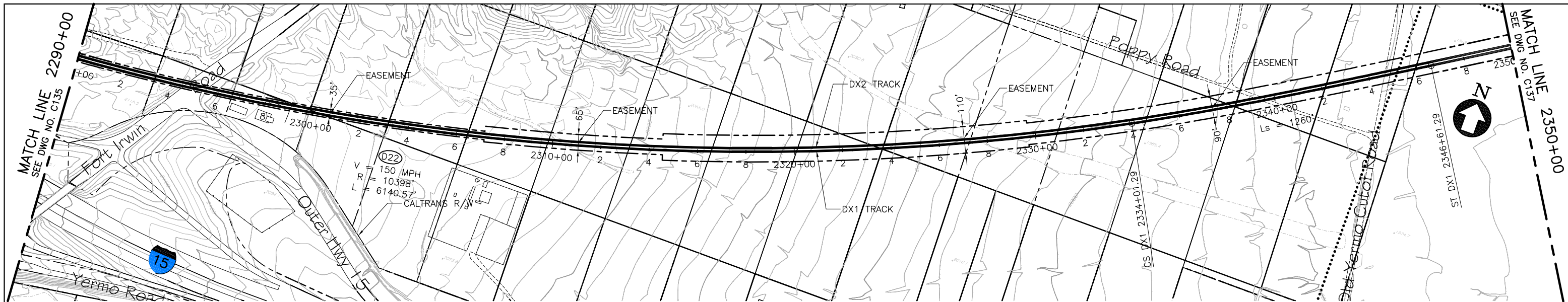
**EARTH TECH | AECOM**

2101 Webster St., Suite 1000  
Oakland, CA 94612  
Phone: (510) 419-6000  
Fax: (510) 419-5355  
F-C-36

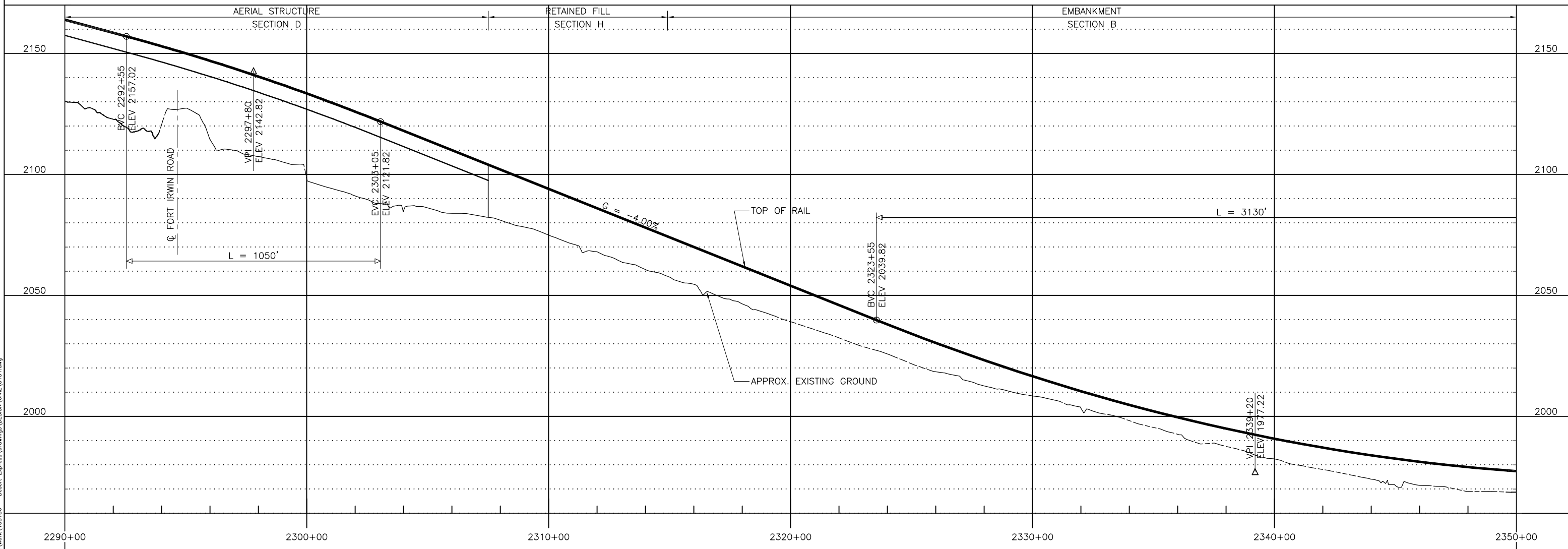
**DESERTXPRESS**  
PLAN AND PROFILE  
SEGMENT 2, ALTERNATIVE A  
STA. DX1 2250+00 TO DX1 2290+00  
SHEET 35

CADD FILENAME C131.dwg		
SIZE D	SCALE 1"=200'H; 1"=20'V	
CONTRACT NO.		
REV. F	SHEET NO. C135	PAGE NO.

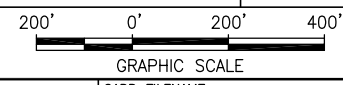




PLAN



PROFILE



REV	DATE	BY	SUB	APP	DESCRIPTION
D	01MAR11				RE-ISSUED FOR FINAL EIS PLAN SET
C	19NOV10				ISSUED FOR FINAL EIS PLAN SET
B	31AUG09				
A	12AUG08				

DESIGNED BY T. LUNA
DRAWN BY L. DIFUNTORUM
CHECKED BY J. MAHER
IN CHARGE J. MAHER
DATE 04JUN08

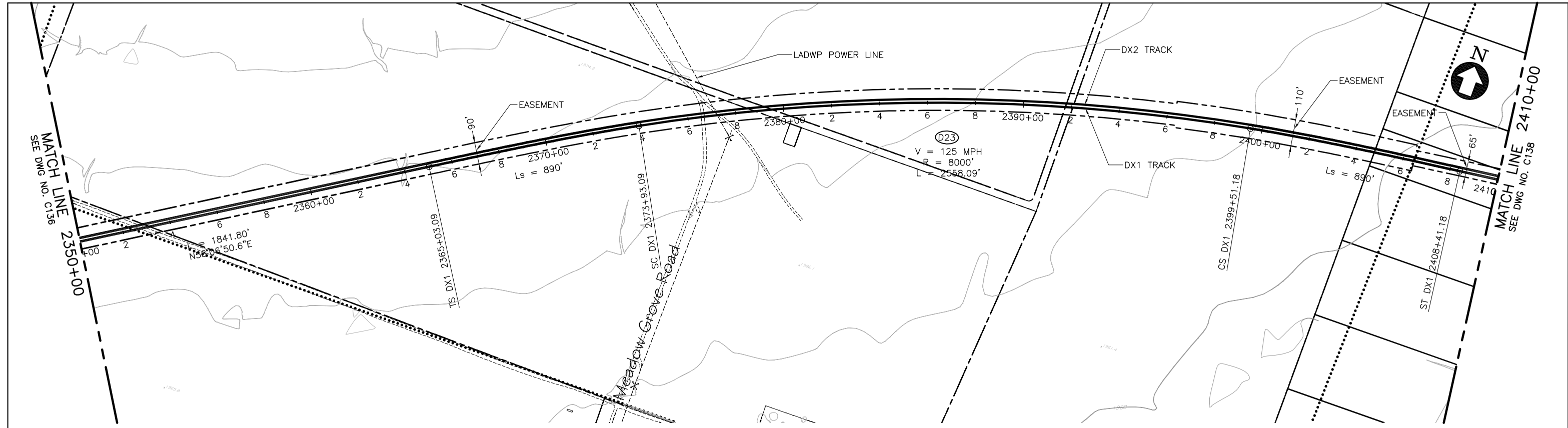
**EARTH TECH | AECOM**

2101 Webster St., Suite 1000  
Oakland, CA 94612  
Phone: (510) 419-6000  
Fax: (510) 419-5355  
F-C-37

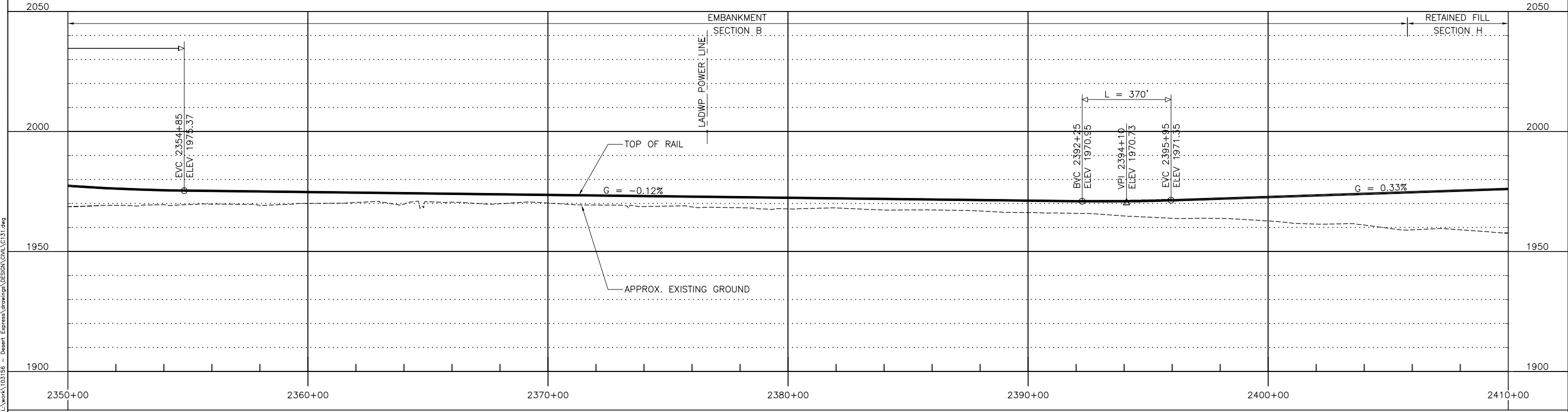
**DESERTXPRESS**  
PLAN AND PROFILE  
SEGMENT 2, ALTERNATIVE A  
STA. DX1 2290+00 TO DX1 2350+00  
SHEET 36

CADD FILENAME C131.dwg		
SIZE D	SCALE 1"=200'H; 1"=20'V	CONTRACT NO.
REV. D	SHEET NO. C136	PAGE NO.

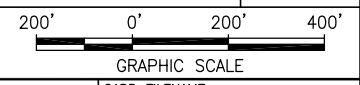
d:\functum\ Mar 07, 2011 - 9:29am L:\work\103156 - Desert Express\Drawings\DESIGN\DWG\C131.dwg



PLAN



PROFILE



REV	DATE	BY	SUB	APP	DESCRIPTION
E	01MAR11				RE-ISSUED FOR FINAL EIS PLAN SET
D	07DEC10				RE-ISSUED FOR FINAL EIS PLAN SET
C	19NOV10				ISSUED FOR FINAL EIS PLAN SET
B	31AUG09				
A	12AUG08				

DESIGNED BY T. LUNA
DRAWN BY L. DIFUNTORUM
CHECKED BY J. MAHER
IN CHARGE J. MAHER
DATE 20OCT08

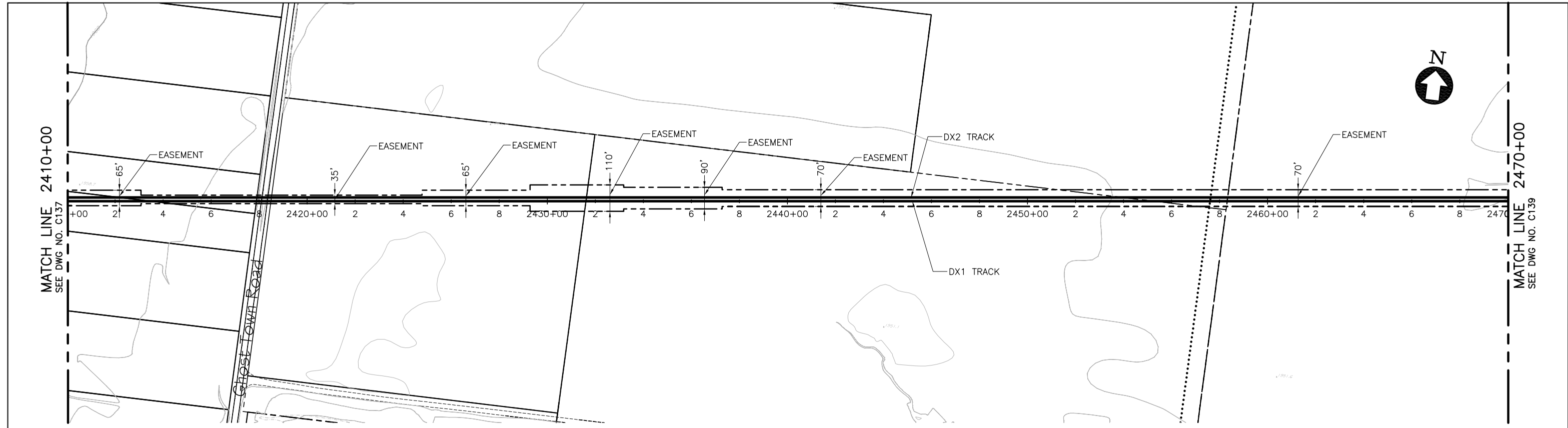
**EARTH TECH | AECOM**

2101 Webster St., Suite 1000  
Oakland, CA 94612  
Phone: (510) 419-6000  
Fax: (510) 419-5355  
F-C-38

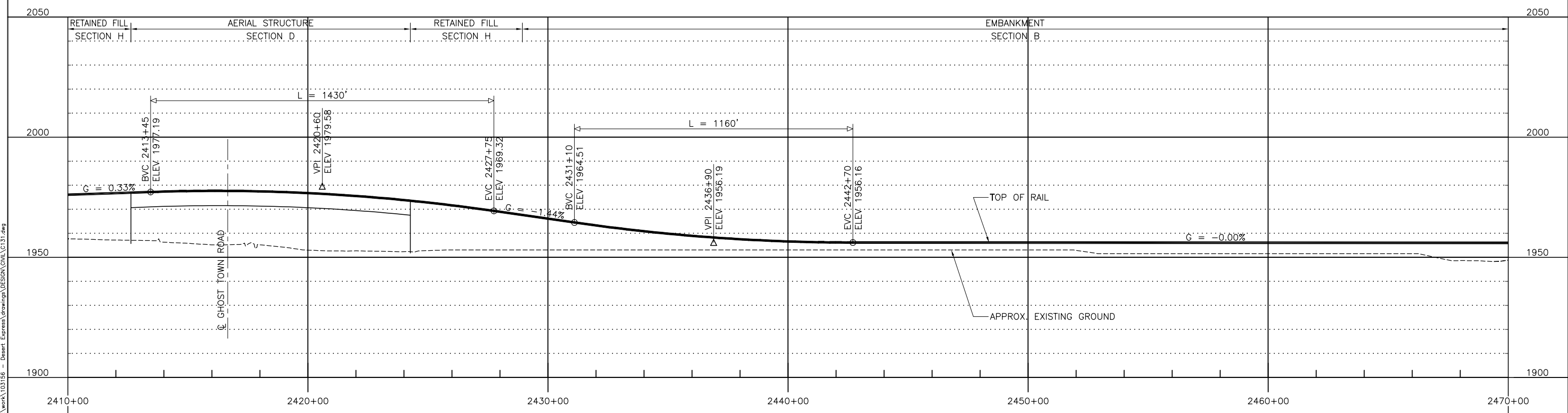
**DESERTXPRESS**  
PLAN AND PROFILE  
SEGMENT 2, ALTERNATIVE A  
STA. DX1 2350+00 TO DX1 2410+00  
SHEET 37

CADD FILENAME C131.dwg		
SIZE D	SCALE 1"=200'H; 1"=20'V	
CONTRACT NO.		
REV. E	SHEET NO. C137	PAGE NO.

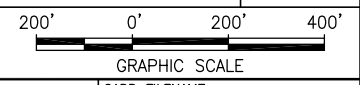
d:\unc\m1 Mar 07, 2011 9:30am L:\work\103156 - Desert Express\Drawings\DESIGN\CHK\C131.dwg



PLAN



PROFILE



REV	DATE	BY	SUB	APP	DESCRIPTION
E	01MAR11				RE-ISSUED FOR FINAL EIS PLAN SET
D	07DEC10				RE-ISSUED FOR FINAL EIS PLAN SET
C	19NOV10				ISSUED FOR FINAL EIS PLAN SET
B	31AUG09				
A	12AUG08				

DESIGNED BY T. LUNA
DRAWN BY L. DIFUNTORUM
CHECKED BY J. MAHER
IN CHARGE J. MAHER
DATE 04JUN08

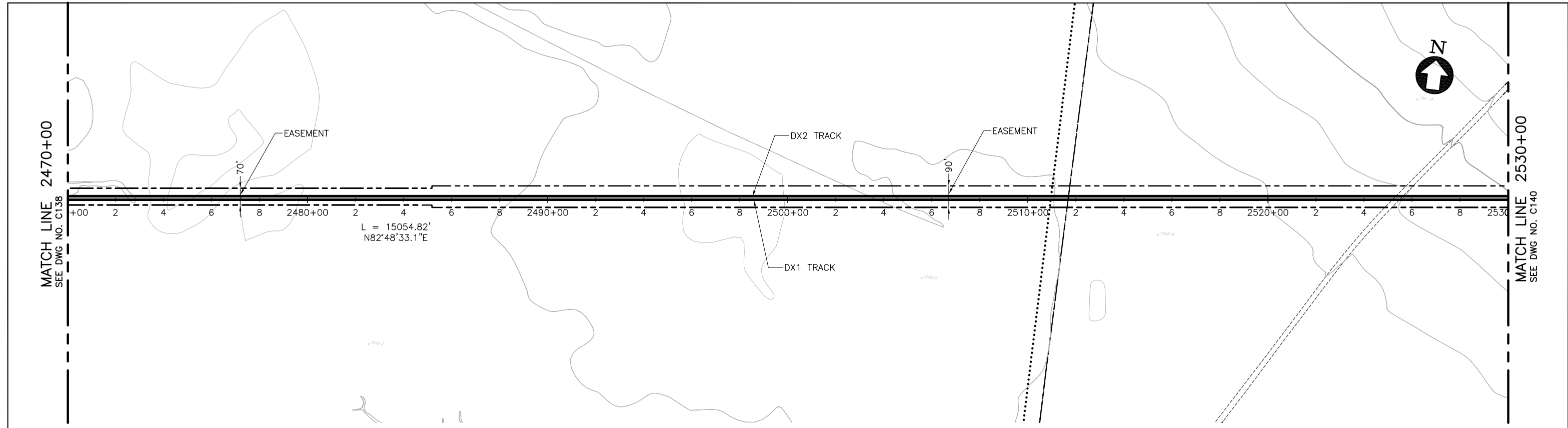
**EARTH TECH | AECOM**

2101 Webster St., Suite 1000  
Oakland, CA 94612  
Phone: (510) 419-6000  
Fax: (510) 419-5355  
F-C-39

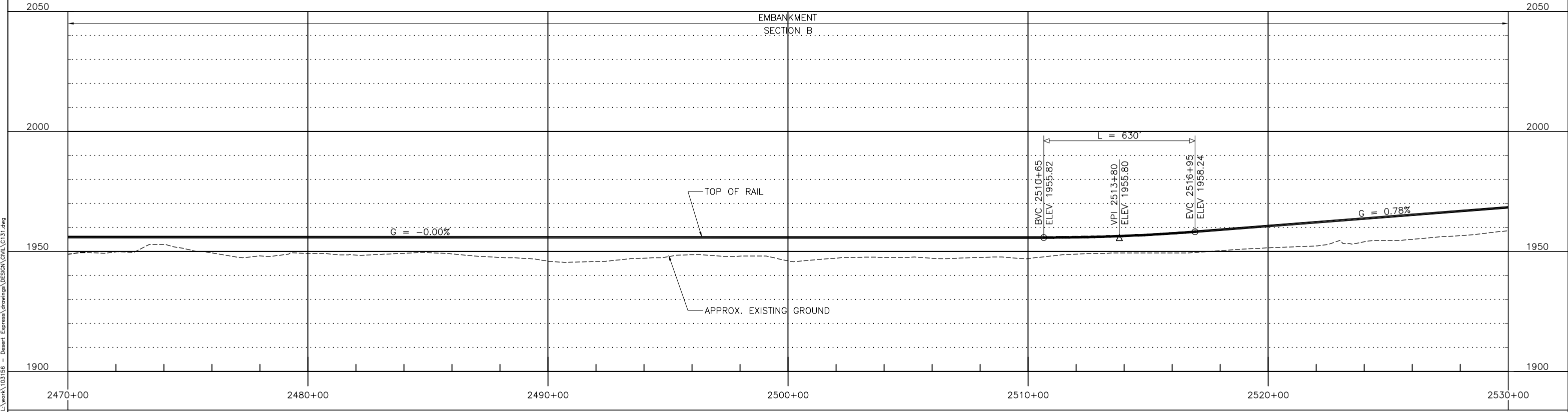
<b>DESERTXPRESS</b>		
PLAN AND PROFILE SEGMENT 2, ALTERNATIVE A STA. DX1 2410+00 TO DX1 2470+00 SHEET 38		
CADD FILENAME C131.dwg	SIZE D	SCALE 1"=200'H; 1"=20'V
CONTRACT NO.		
REV. E	SHEET NO. C138	PAGE NO.

d:\unc\m11 Mar 07 2011 9:30am L:\work\103156 - Desert Express\Drawings\DESIGN\DWG\C131.dwg

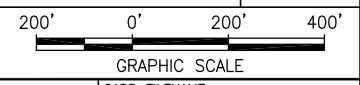




PLAN



PROFILE



DESIGNED BY	T. LUNA
DRAWN BY	L. DIFUNTORUM
CHECKED BY	J. MAHER
IN CHARGE	J. MAHER
DATE	04JUN08

REV	DATE	BY	SUB	APP	DESCRIPTION
E	01MAR11				RE-ISSUED FOR FINAL EIS PLAN SET
D	07DEC10				RE-ISSUED FOR FINAL EIS PLAN SET
C	19NOV10				ISSUED FOR FINAL EIS PLAN SET
B	31AUG09				
A	12AUG08				

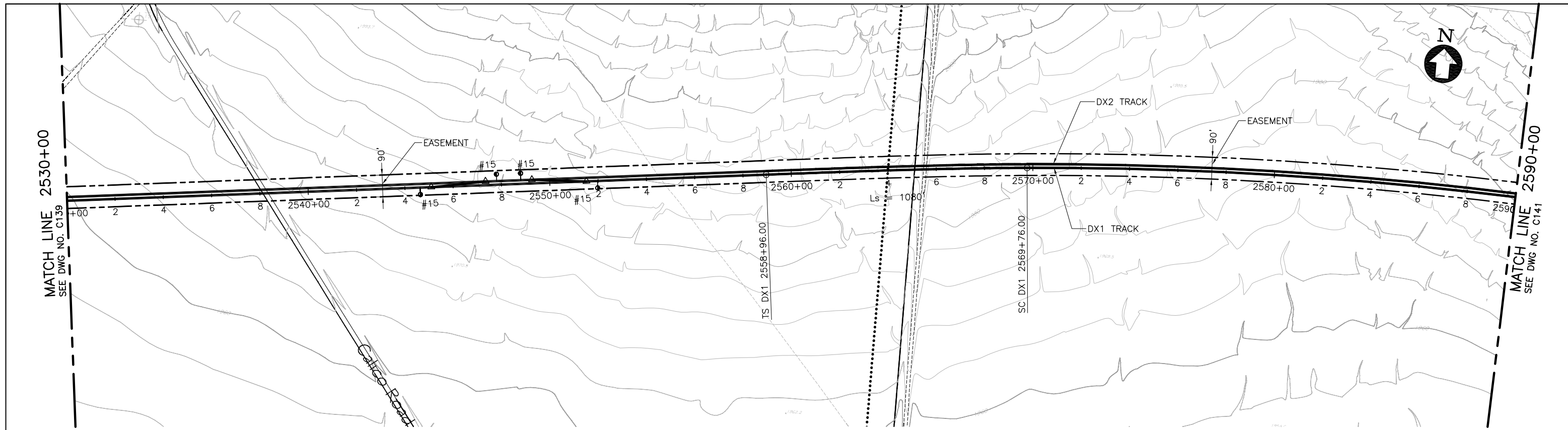
**EARTH TECH | AECOM**

2101 Webster St., Suite 1000  
 Oakland, CA 94612  
 Phone: (510) 419-6000  
 Fax: (510) 419-5355  
**F-C-40**

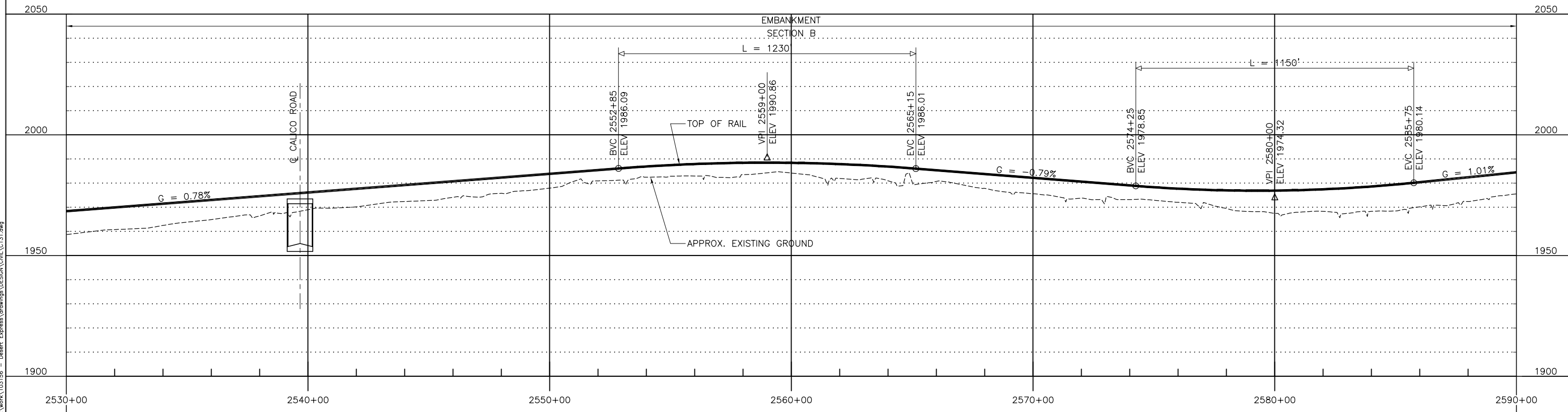
**DESERTXPRESS**  
 PLAN AND PROFILE  
 SEGMENT 2, ALTERNATIVE A  
 STA. DX1 2470+00 TO DX1 2530+00  
 SHEET 39

CADD FILENAME C131.dwg		
SIZE	SCALE	
D	1"=200'H; 1"=20'V	
CONTRACT NO.		
REV.	SHEET NO.	PAGE NO.
E	C139	

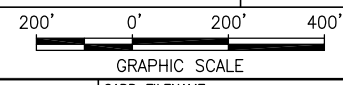
Mar 07, 2011 9:30am L:\work\103156 - Desert Express\Drawings\DESIGN\DRG\C131.dwg  
 difuntorum



PLAN



PROFILE



REV	DATE	BY	SUB	APP	DESCRIPTION
E	01MAR11				RE-ISSUED FOR FINAL EIS PLAN SET
D	07DEC10				RE-ISSUED FOR FINAL EIS PLAN SET
C	19NOV10				ISSUED FOR FINAL EIS PLAN SET
B	31AUG09				
A	12AUG08				

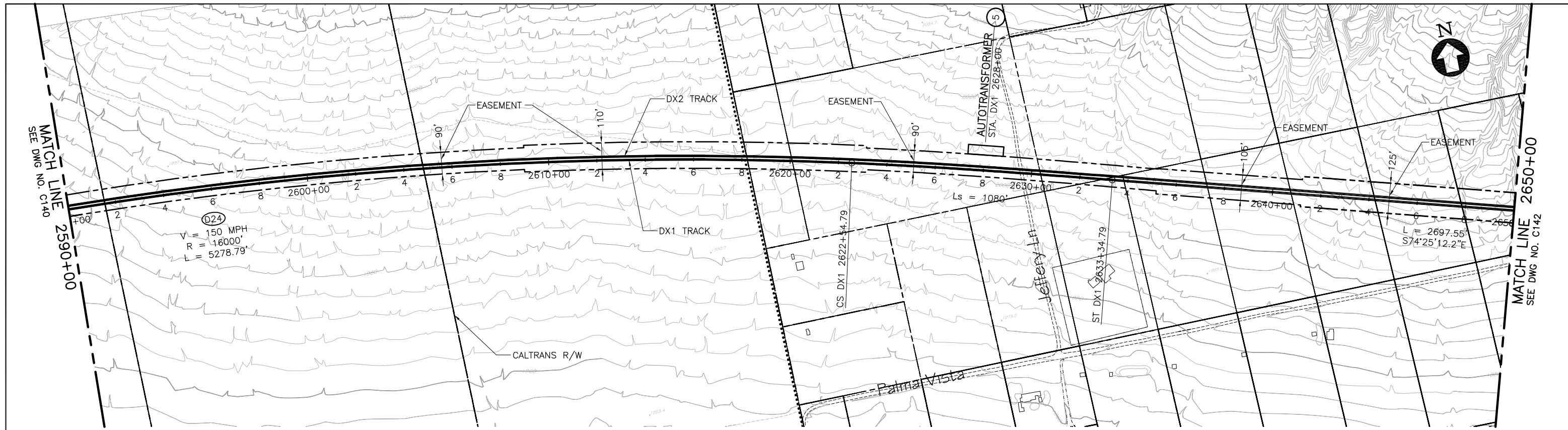
DESIGNED BY T. LUNA
DRAWN BY L. DIFUNTORUM
CHECKED BY J. MAHER
IN CHARGE J. MAHER
DATE 04JUN08

**EARTH TECH | AECOM**

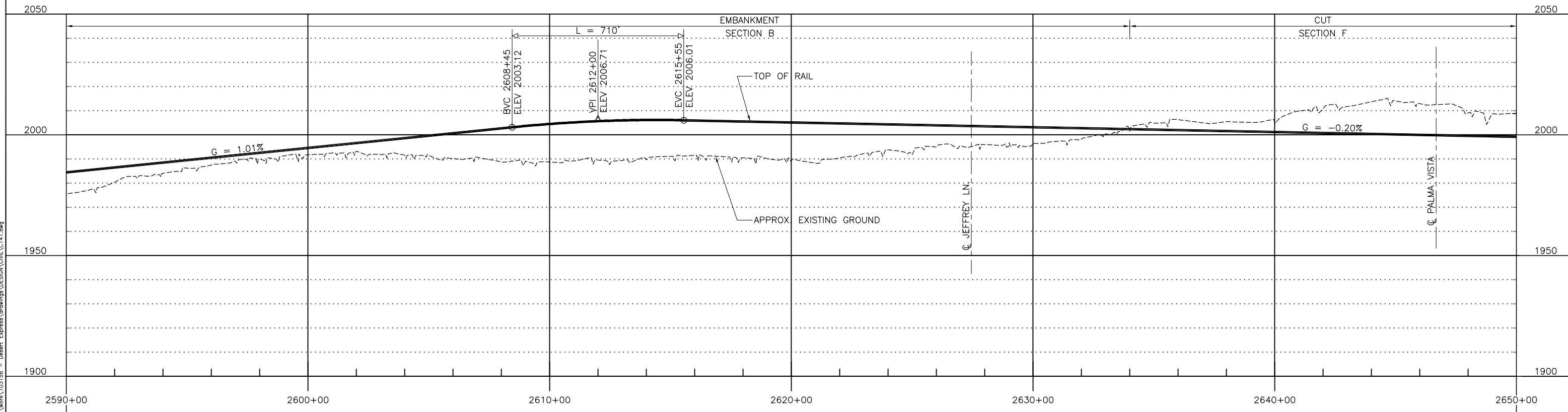
2101 Webster St., Suite 1000  
Oakland, CA 94612  
Phone: (510) 419-6000  
Fax: (510) 419-5355  
F-C-41

<b>DESERTXPRESS</b>		
PLAN AND PROFILE SEGMENT 2, ALTERNATIVE A STA. DX1 2530+00 TO DX1 2590+00 SHEET 40		
CADD FILENAME C131.dwg	SIZE D	SCALE 1"=200'H; 1"=20'V
CONTRACT NO.	REV. E	SHEET NO. C140
		PAGE NO.

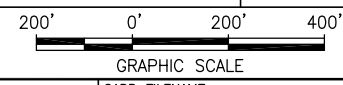
d:\funct\m1 Mar 07, 2011 9:31am L:\work\103156 - Desert Express\Drawings\DESIGN\DWG\C131.dwg



PLAN



PROFILE



REV	DATE	BY	SUB	APP	DESCRIPTION
F	01MAR11				RE-ISSUED FOR FINAL EIS PLAN SET
E	21DEC10				RE-ISSUED FOR FINAL EIS PLAN SET
D	07DEC10				RE-ISSUED FOR FINAL EIS PLAN SET
C	19NOV10				ISSUED FOR FINAL EIS PLAN SET
B	31AUG09				
A	12AUG08				

DESIGNED BY T. LUNA
DRAWN BY L. DIFUNTORUM
CHECKED BY J. MAHER
IN CHARGE J. MAHER
DATE 04JUN08

**EARTH TECH | AECOM**

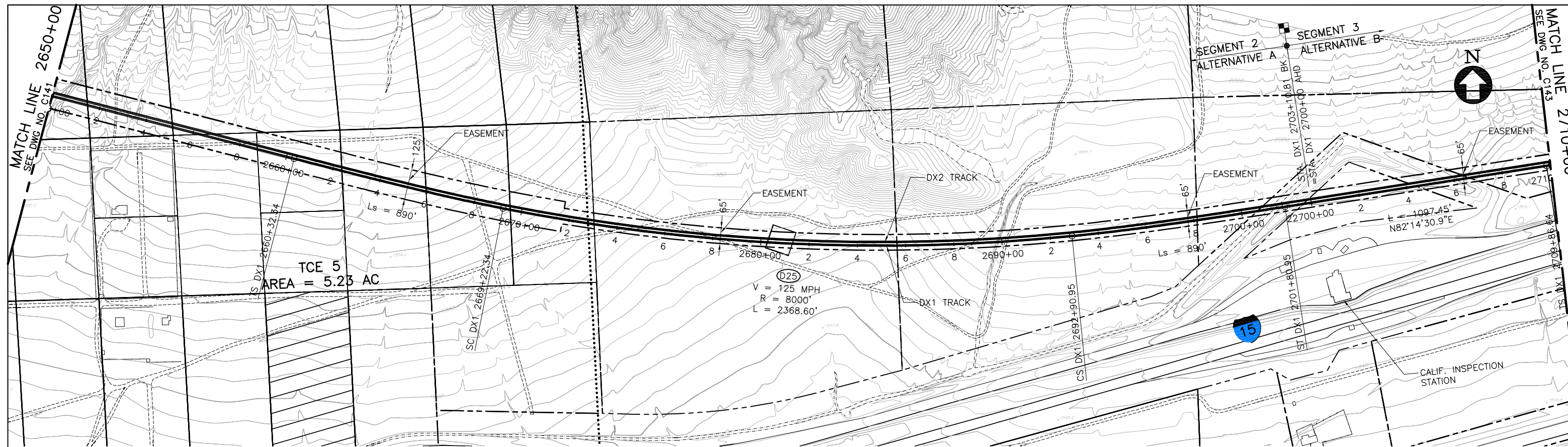
2101 Webster St., Suite 1000  
Oakland, CA 94612  
Phone: (510) 419-6000  
Fax: (510) 419-5355  
F-C-42

**DESERTXPRESS**

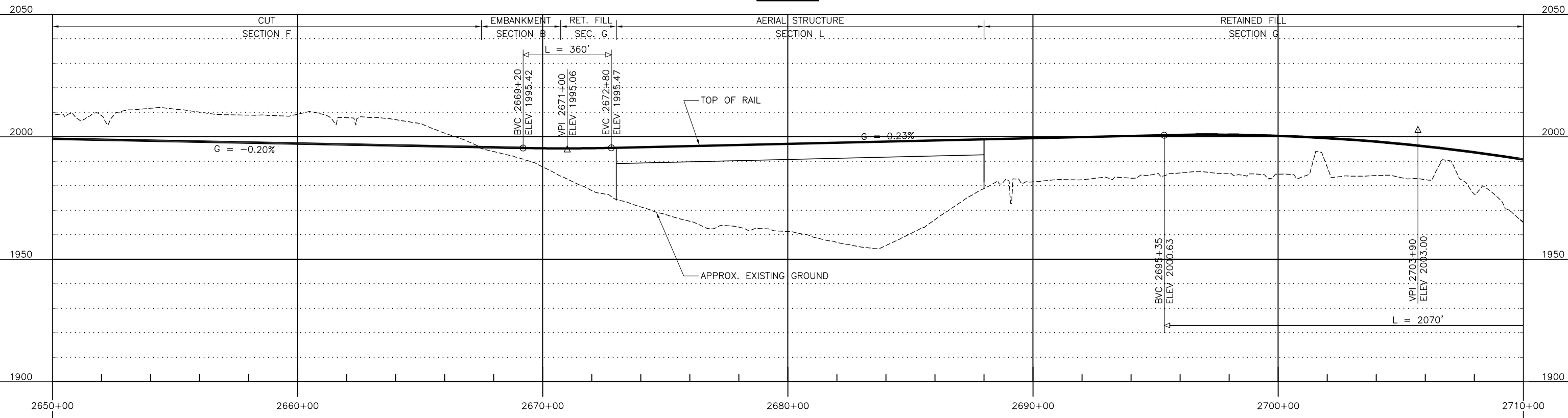
PLAN AND PROFILE  
SEGMENT 2, ALTERNATIVE A  
STA. DX1 2590+00 TO DX1 2650+00  
SHEET 41

CADD FILENAME C141.dwg
SIZE SCALE D 1"=200'H; 1"=20'V
CONTRACT NO.
REV. SHEET NO. PAGE NO. F C141 41

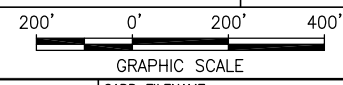
d:\unf\unf1 Mar 07 2011 9:32am L:\work\103156 - Desert Express\Drawings\DESIGN\DWG\C141.dwg



**PLAN**



**PROFILE**



d:\work\11 Mar 07 2011 9:35am L:\work\103156 - Desert Express\Drawings\DESIGN\DWG\C141.dwg

REV	DATE	BY	SUB	APP	DESCRIPTION
E	01MAR11				RE-ISSUED FOR FINAL EIS PLAN SET
D	07DEC10				RE-ISSUED FOR FINAL EIS PLAN SET
C	19NOV10				ISSUED FOR FINAL EIS PLAN SET
B	31AUG09				
A	12AUG08				

DESIGNED BY  
T. LUNA  
DRAWN BY  
L. DIFUNTORUM  
CHECKED BY  
J. MAHER  
IN CHARGE  
J. MAHER  
DATE  
04JUN08

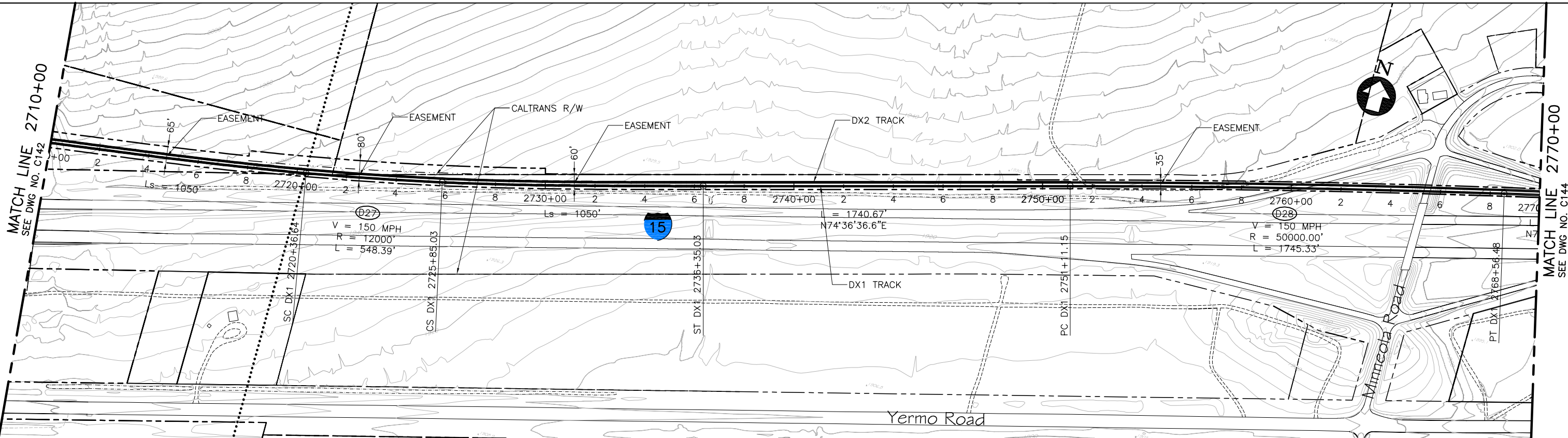
**EARTH TECH | AECOM**

2101 Webster St., Suite 1000  
Oakland, CA 94612  
Phone: (510) 419-6000  
Fax: (510) 419-5355  
F-C-43

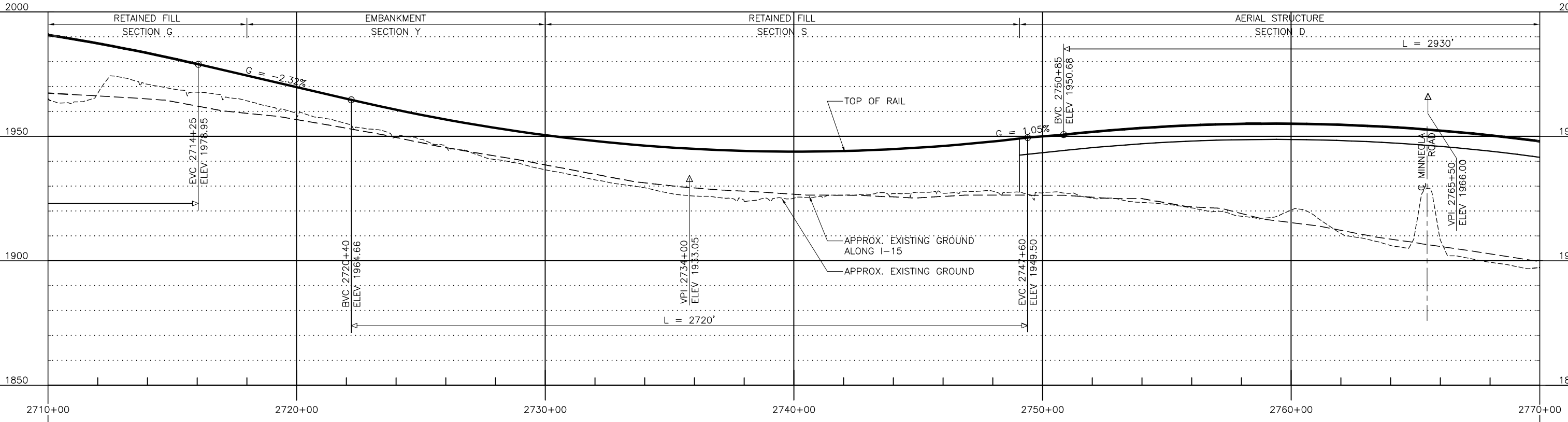
**DESERTXPRESS**  
PLAN AND PROFILE  
SEGMENT 3, ALTERNATIVE B  
STA. DX1 2650+00 TO DX1 2710+00  
SHEET 42

CADD FILENAME C141.dwg		
SIZE D	SCALE 1"=200'H; 1"=20'V	CONTRACT NO.
REV. E	SHEET NO. C142	PAGE NO.

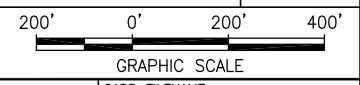




PLAN



PROFILE



d:\uncom\1 Mar 07 2011 9:35am L:\work\103156 - Desert Express\Drawings\DESIGN\DWG\C141.dwg

REV	DATE	BY	SUB	APP	DESCRIPTION
E	01MAR11				RE-ISSUED FOR FINAL EIS PLAN SET
D	19NOV10				ISSUED FOR FINAL EIS PLAN SET
C	30DEC09				
B	31AUG09				
A	12AUG08				

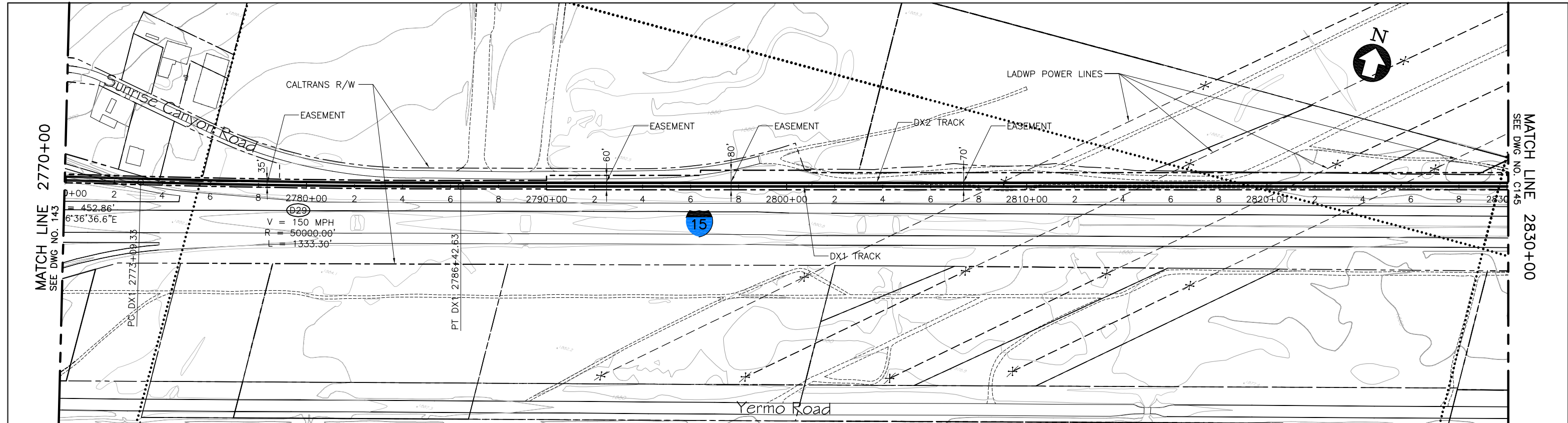
DESIGNED BY  
T. LUNA  
DRAWN BY  
L. DIFUNTORUM  
CHECKED BY  
J. MAHER  
IN CHARGE  
J. MAHER  
DATE  
04JUN08

**EARTH TECH | AECOM**

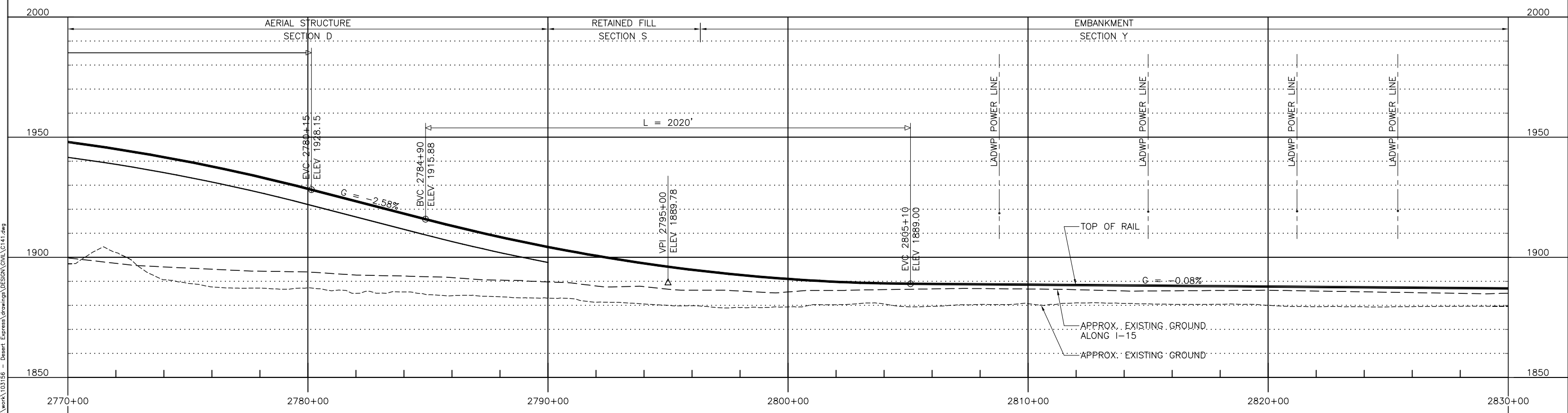
2101 Webster St., Suite 1000  
Oakland, CA 94612  
Phone: (510) 419-6000  
Fax: (510) 419-5355  
F-C-44

**DESERTXPRESS**  
PLAN AND PROFILE  
SEGMENT 3, ALTERNATIVE B  
STA. DX1 2710+00 TO DX1 2770+00  
SHEET 43

CADD FILENAME C141.dwg		
SIZE D	SCALE 1"=200'H; 1"=20'V	
CONTRACT NO.		
REV. E	SHEET NO. C143	PAGE NO.



PLAN



PROFILE

REV	DATE	BY	SUB	APP	DESCRIPTION
D	01MAR11				ISSUED FOR FINAL EIS PLAN SET
C	30DEC09				
B	31AUG09				
A	12AUG08				

DESIGNED BY T. LUNA
DRAWN BY L. DIFUNTORUM
CHECKED BY J. MAHER
IN CHARGE J. MAHER
DATE 20OCT08

**EARTH TECH | AECOM**

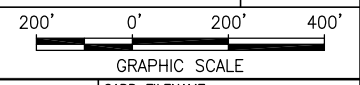
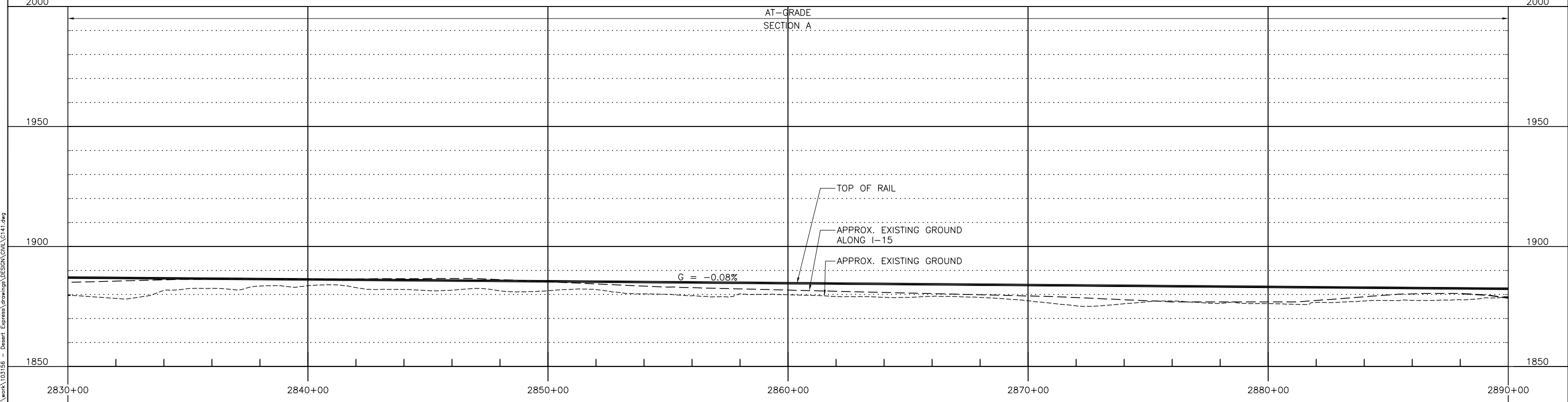
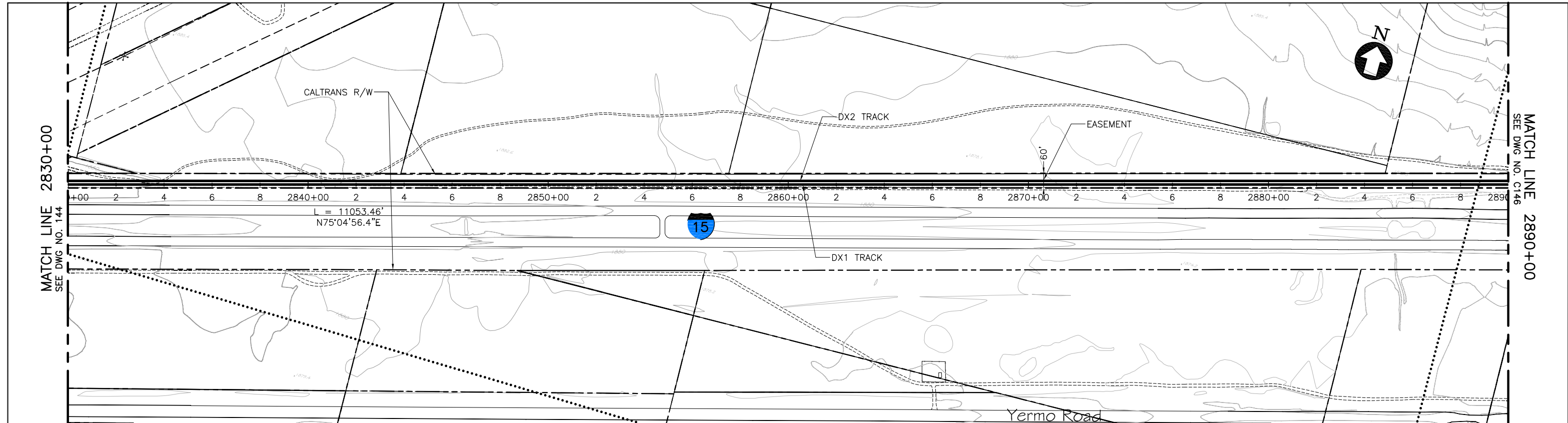
2101 Webster St., Suite 1000  
Oakland, CA 94612  
Phone: (510) 419-6000  
Fax: (510) 419-5355  
F-C-45

**DESERTXPRESS**

PLAN AND PROFILE  
SEGMENT 3, ALTERNATIVE B  
STA. DX1 2770+00 TO DX1 2830+00  
SHEET 44

CADD FILENAME C141.dwg
SIZE SCALE D 1"=200'H; 1"=20'V
CONTRACT NO.
REV. SHEET NO. PAGE NO. D C144 44

d:\functum\1 Mar 07 2011 9:34am L:\work\103156 - Desert Express\Drawings\DESIGN\DWG\C141.dwg



REV	DATE	BY	SUB	APP	DESCRIPTION
C	01MAR11				ISSUED FOR FINAL EIS PLAN SET
B	31AUG09				
A	12AUG08				

DESIGNED BY T. LUNA
DRAWN BY L. DIFUNTORUM
CHECKED BY J. MAHER
IN CHARGE J. MAHER
DATE 04JUN08

**EARTH TECH | AECOM**

2101 Webster St., Suite 1000  
Oakland, CA 94612  
Phone: (510) 419-6000  
Fax: (510) 419-5355  
F-C-46

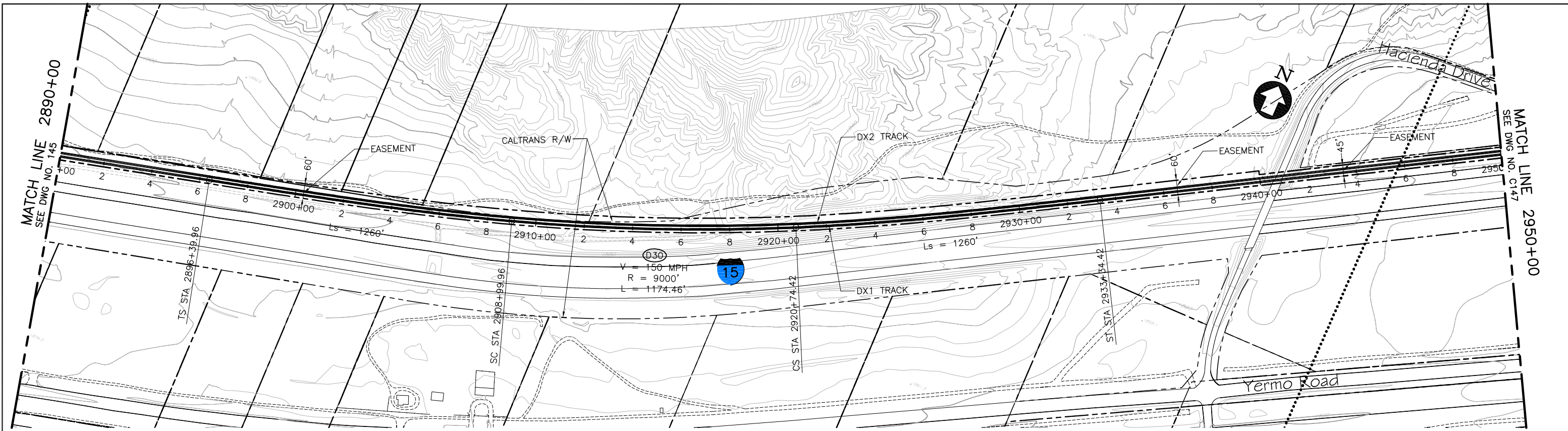
**DESERTXPRESS**

PLAN AND PROFILE  
SEGMENT 3, ALTERNATIVE B  
STA. DX1 2830+00 TO DX1 2890+00  
SHEET 45

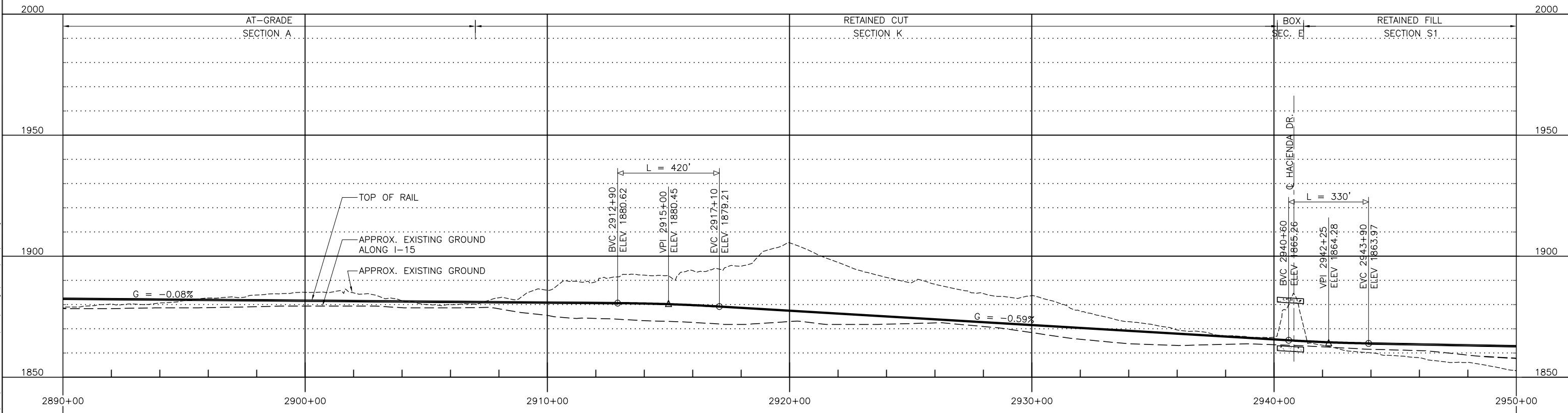
CADD FILENAME C141.dwg
SIZE SCALE D 1"=200'H; 1"=20'V
CONTRACT NO.
REV. SHEET NO. PAGE NO. C C145 45

d:\functum\ Mar 07, 2011 - 9:34am L:\work\103156 - Desert Express\Drawings\DESIGN\DWG\C141.dwg






PLAN



PROFILE



REV	DATE	BY	SUB	APP	DESCRIPTION
C	01MAR11				ISSUED FOR FINAL EIS PLAN SET
B	31AUG09				
A	12AUG08				

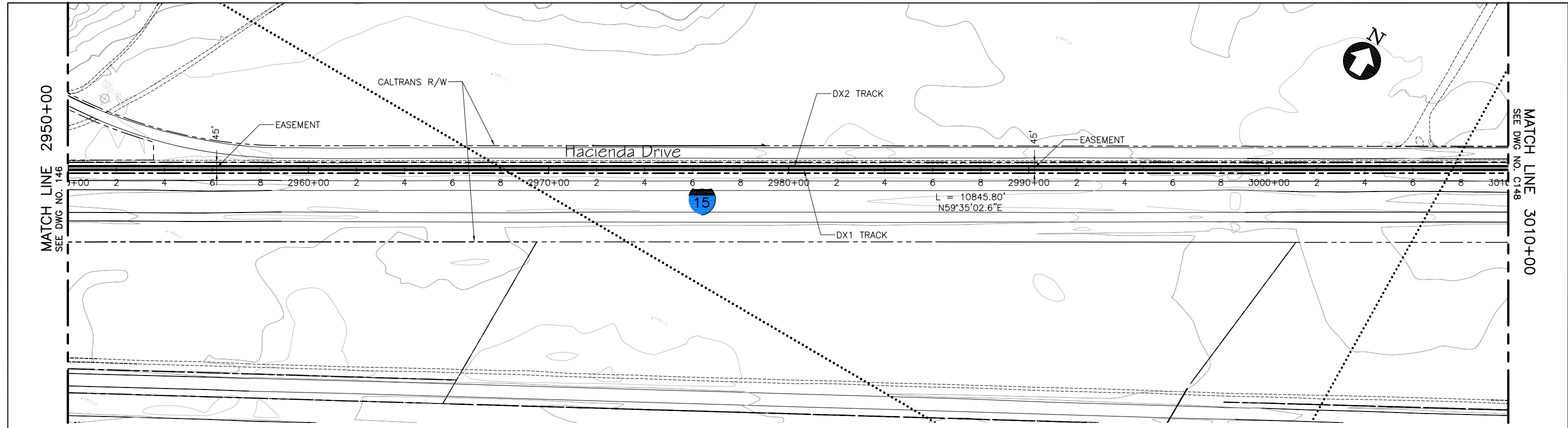
DESIGNED BY T. LUNA
DRAWN BY L. DIFUNTORUM
CHECKED BY J. MAHER
IN CHARGE J. MAHER
DATE 04JUN08

**EARTH TECH | AECOM**

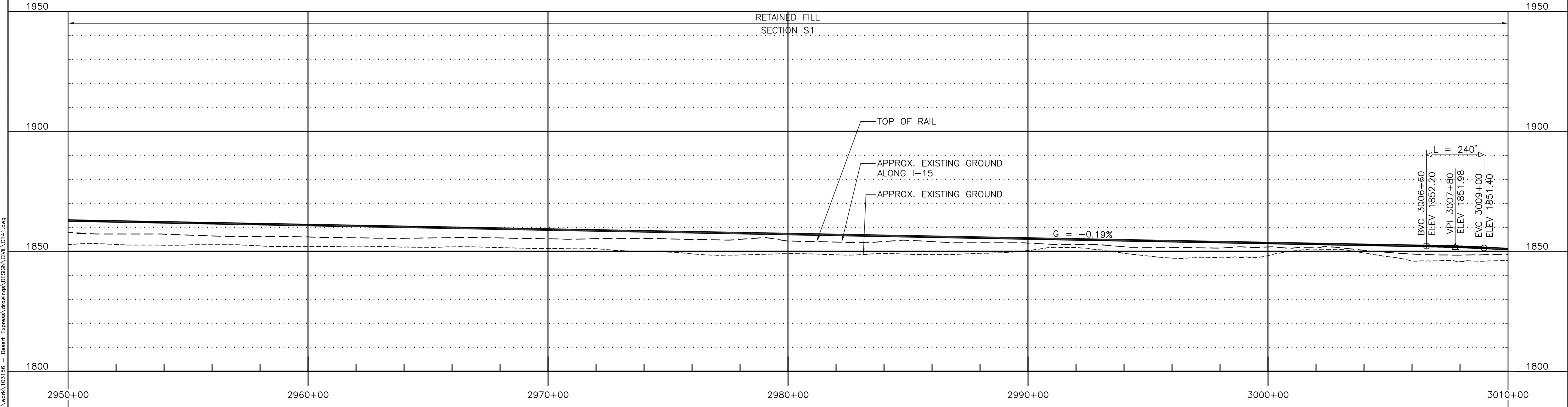
2101 Webster St., Suite 1000  
Oakland, CA 94612  
Phone: (510) 419-6000  
Fax: (510) 419-5355  
F-C-47

<b>DESERTXPRESS</b>		
PLAN AND PROFILE		
SEGMENT 3, ALTERNATIVE B		
STA. DX1 2890+00 TO DX1 2950+00		
SHEET 46		
CADD FILENAME C141.dwg	SIZE D	SCALE 1"=200'H; 1"=20'V
CONTRACT NO.	REV. C	SHEET NO. C146
		PAGE NO.

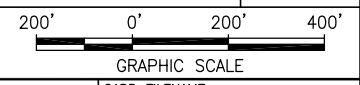
d:\functorum\ Mar 07, 2011 - 9:34am L:\work\103156 - Desert Express\Drawings\DESIGN\DWG\C141.dwg



PLAN



PROFILE



REV	DATE	BY	SUB	APP	DESCRIPTION
C	01MAR11				ISSUED FOR FINAL EIS PLAN SET
B	31AUG09				
A	12AUG08				

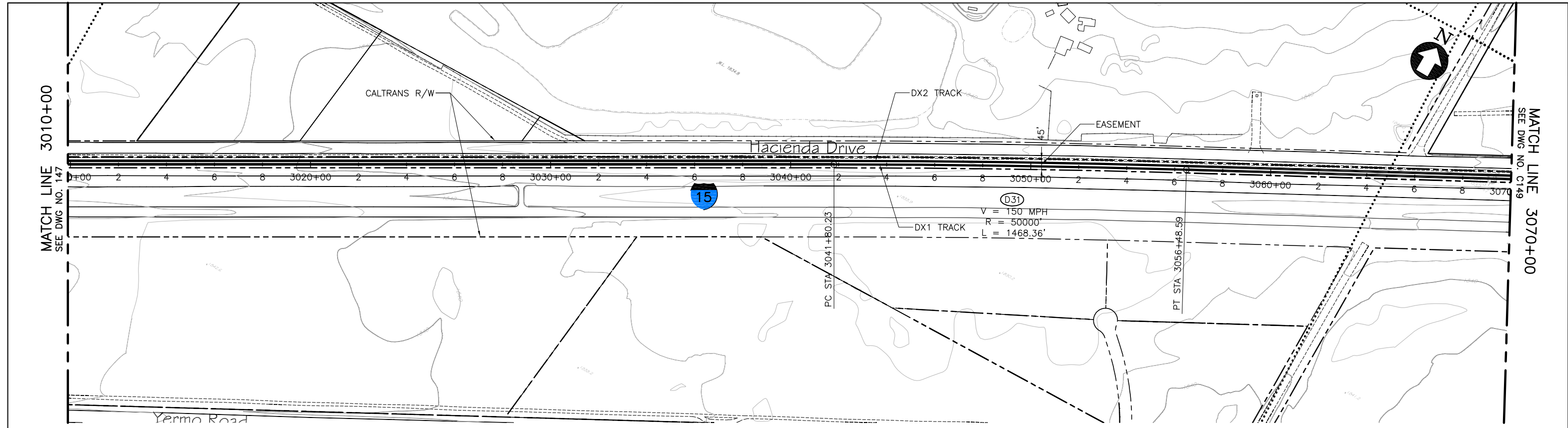
DESIGNED BY T. LUNA
DRAWN BY L. DIFUNTORUM
CHECKED BY J. MAHER
IN CHARGE J. MAHER
DATE 04JUN08

**EARTH TECH | AECOM**

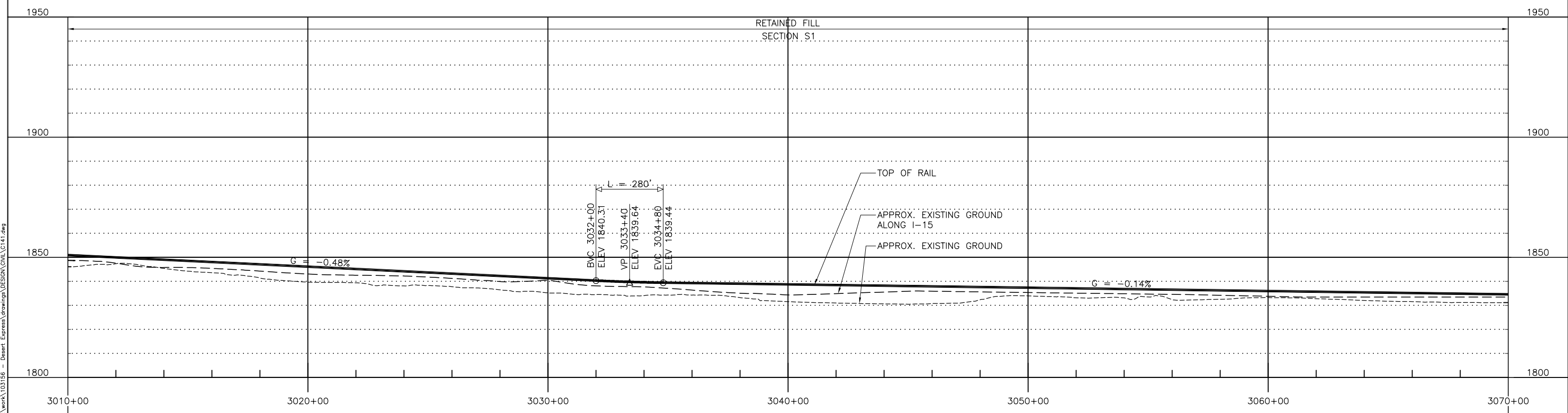
2101 Webster St., Suite 1000  
Oakland, CA 94612  
Phone: (510) 419-6000  
Fax: (510) 419-5355  
F-C-48

<b>DESERTXPRESS</b>		
PLAN AND PROFILE SEGMENT 3, ALTERNATIVE B STA. DX1 2950+00 TO DX1 3010+00 SHEET 47		
CADD FILENAME C141.dwg	SIZE D	SCALE 1"=200'H; 1"=20'V
CONTRACT NO.	REV. C	SHEET NO. C147
		PAGE NO.

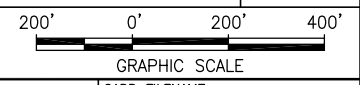
d:\uncount1 Mar 07, 2011 9:35am L:\work\103156 - Desert Express\Drawings\DESIGN\DWG\C141.dwg



PLAN



PROFILE



REV	DATE	BY	SUB	APP	DESCRIPTION
C	01MAR11				ISSUED FOR FINAL EIS PLAN SET
B	31AUG09				
A	12AUG08				

DESIGNED BY  
T. LUNA  
DRAWN BY  
L. DIFUNTORUM  
CHECKED BY  
J. MAHER  
IN CHARGE  
J. MAHER  
DATE  
04JUN08

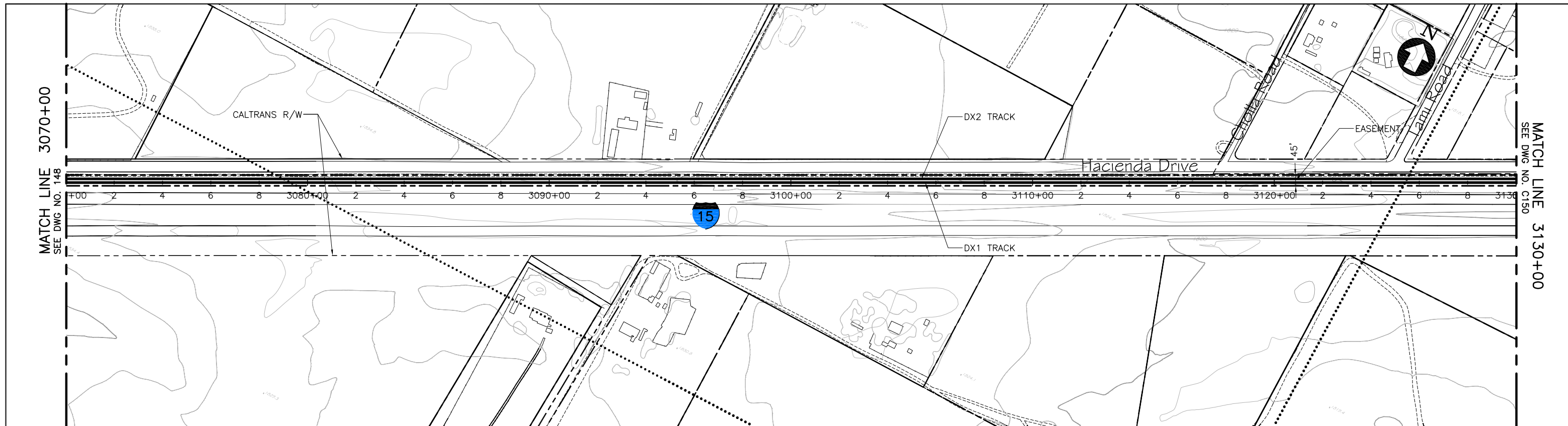
**EARTH TECH | AECOM**

2101 Webster St., Suite 1000  
Oakland, CA 94612  
Phone: (510) 419-6000  
Fax: (510) 419-5355  
F-C-49

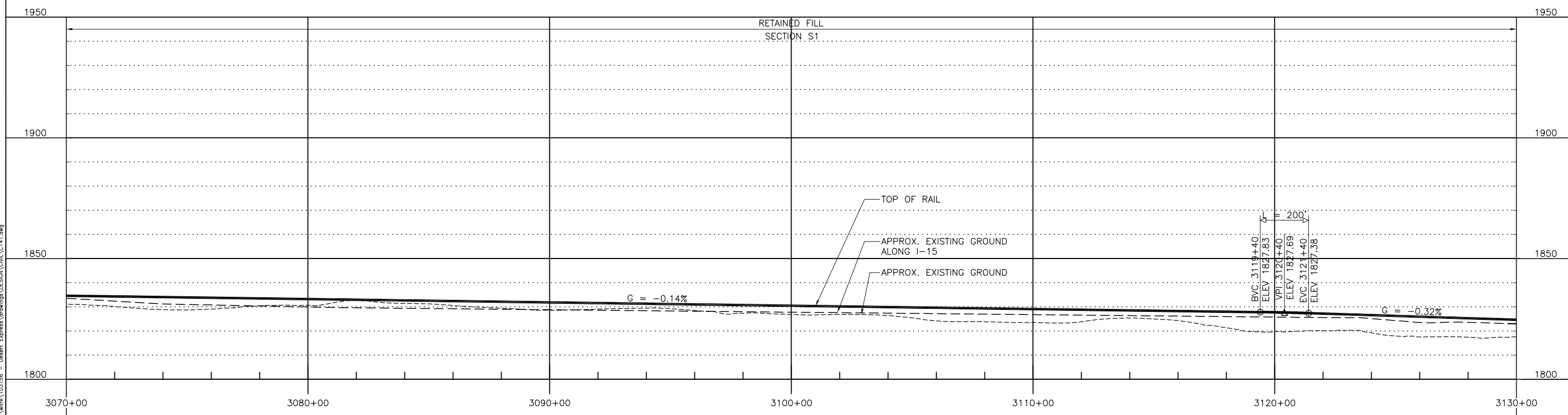
**DESERTXPRESS**  
PLAN AND PROFILE  
SEGMENT 3, ALTERNATIVE B  
STA. DX1 3010+00 TO DX1 3070+00  
SHEET 48

CADD FILENAME C141.dwg		
SIZE D	SCALE 1"=200'H; 1"=20'V	
CONTRACT NO.		
REV. C	SHEET NO. C148	PAGE NO.

d:\functorum\ Mar 07, 2011 - 9:35am L:\work\103156 - Desert Express\Drawings\DESIGN\DWG\C141.dwg



PLAN



PROFILE

REV	DATE	BY	SUB	APP	DESCRIPTION
C	01MAR11				ISSUED FOR FINAL EIS PLAN SET
B	31AUG09				
A	12AUG08				

DESIGNED BY T. LUNA
DRAWN BY L. DIFUNTORUM
CHECKED BY J. MAHER
IN CHARGE J. MAHER
DATE 04JUN08

**EARTH TECH | AECOM**

2101 Webster St., Suite 1000  
Oakland, CA 94612  
Phone: (510) 419-6000  
Fax: (510) 419-5355  
F-C-50

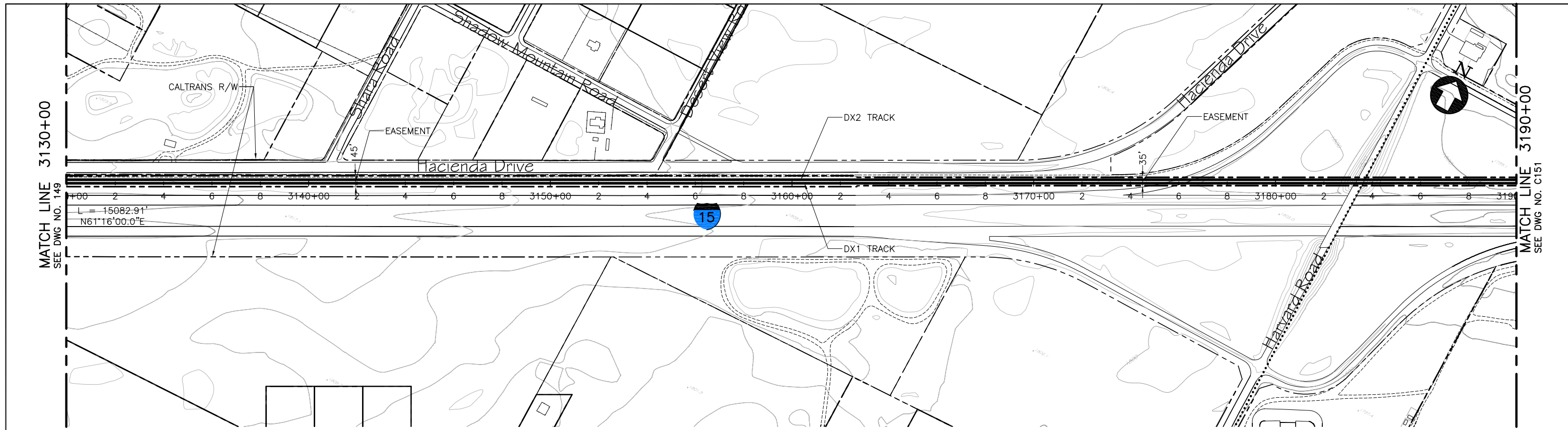
**DESERTXPRESS**

PLAN AND PROFILE  
SEGMENT 3, ALTERNATIVE B  
STA. DX1 3070+00 TO DX1 3130+00  
SHEET 49

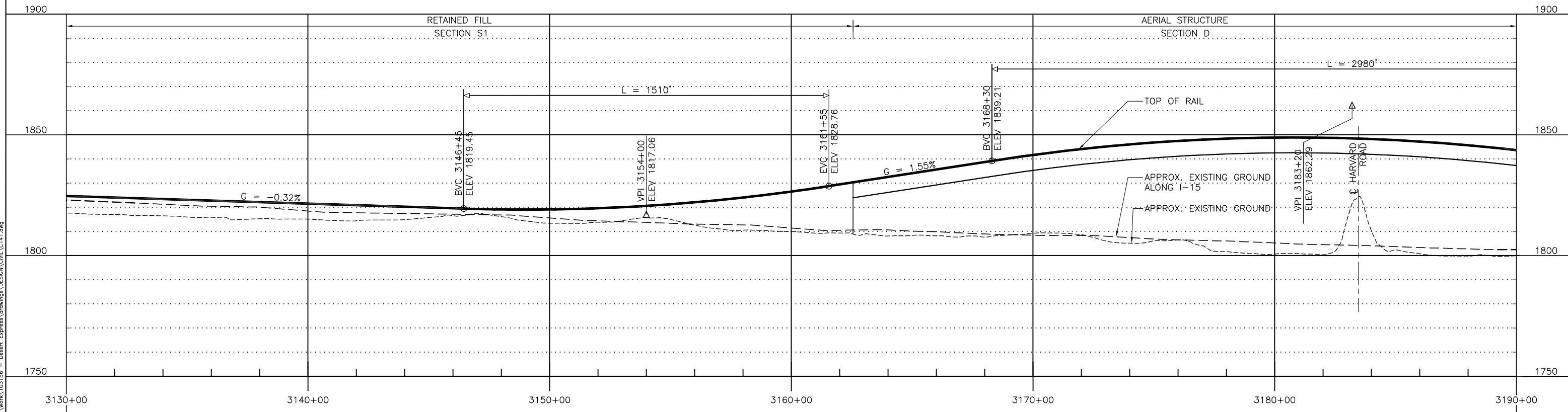
CADD FILENAME C141.dwg
SIZE SCALE D 1"=200'H; 1"=20'V
CONTRACT NO.
REV. SHEET NO. PAGE NO. C C149

d:\mct\m1 Mar 07, 2011 9:35am L:\work\103156 - Desert Express\Drawings\DESIGN\DWG\C141.dwg

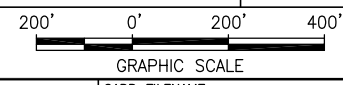




PLAN



PROFILE



REV	DATE	BY	SUB	APP	DESCRIPTION
C	01MAR11				ISSUED FOR FINAL EIS PLAN SET
B	31AUG09				
A	12AUG08				

DESIGNED BY T. LUNA
DRAWN BY L. DIFUNTORUM
CHECKED BY J. MAHER
IN CHARGE J. MAHER
DATE 04JUN08

**EARTH TECH | AECOM**

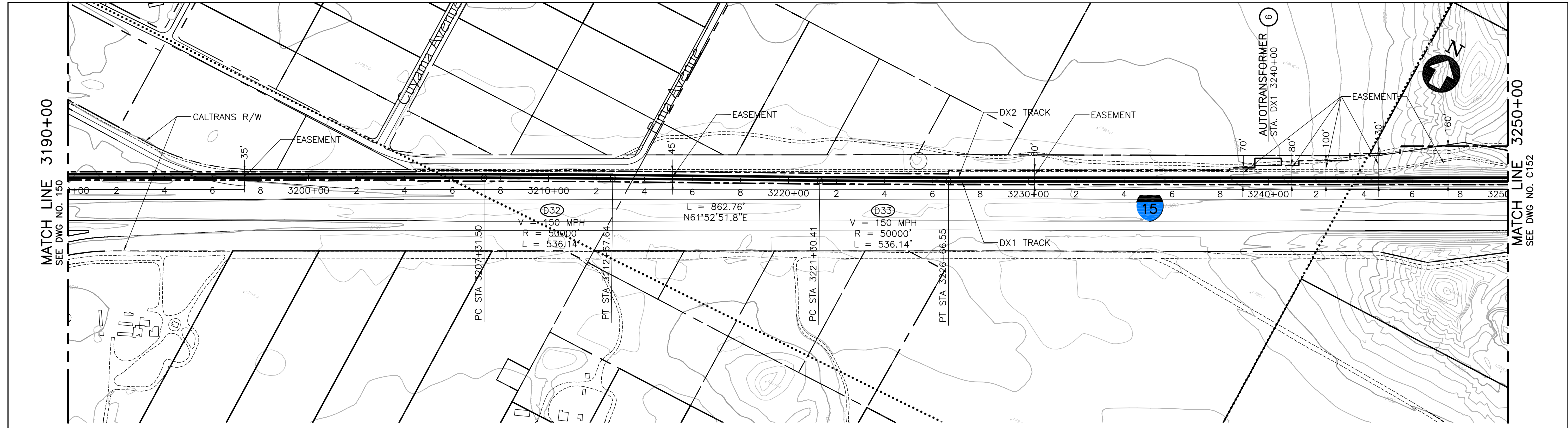
2101 Webster St., Suite 1000  
Oakland, CA 94612  
Phone: (510) 419-6000  
Fax: (510) 419-5355  
F-C-51

**DESERTXPRESS**  
PLAN AND PROFILE  
SEGMENT 3, ALTERNATIVE B  
STA. DX1 3130+00 TO DX1 3190+00  
SHEET 50

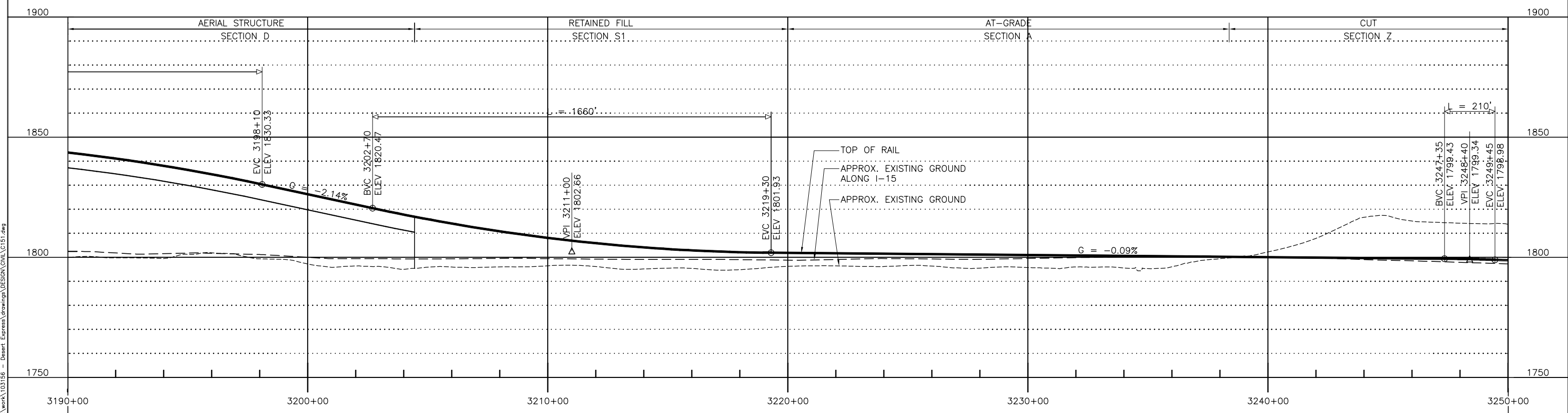
CADD FILENAME C141.dwg		
SIZE D	SCALE 1"=200'H; 1"=20'V	
CONTRACT NO.		
REV. C	SHEET NO. C150	PAGE NO.

d:\functorum\ Mar 07, 2011 - 9:35am L:\work\103156 - Desert Express\Drawings\DESIGN\DWG\C141.dwg





PLAN



PROFILE

DESIGNED BY T. LUNA
DRAWN BY L. DIFUNTORUM
CHECKED BY J. MAHER
IN CHARGE J. MAHER
DATE 04JUN08

ISSUED FOR FINAL EIS PLAN SET
-------------------------------

REV	DATE	BY	SUB	APP	DESCRIPTION
D	01MAR11				
C	30DEC09				
B	31AUG09				
A	12AUG08				

**EARTH TECH | AECOM**

2101 Webster St., Suite 1000  
Oakland, CA 94612  
Phone: (510) 419-6000  
Fax: (510) 419-5355  
F-C-52

**DESERTXPRESS**

PLAN AND PROFILE  
SEGMENT 3, ALTERNATIVE B  
STA. DX1 3190+00 TO DX1 3250+00  
SHEET 51

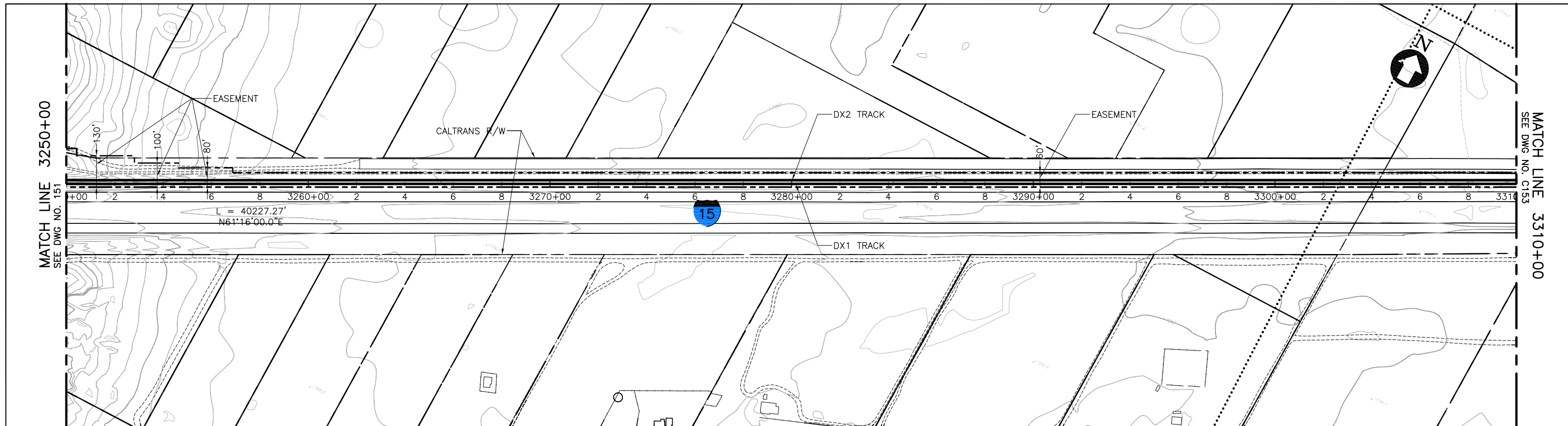
CADD FILENAME  
C151.dwg

SIZE SCALE  
D 1"=200'H; 1"=20'V

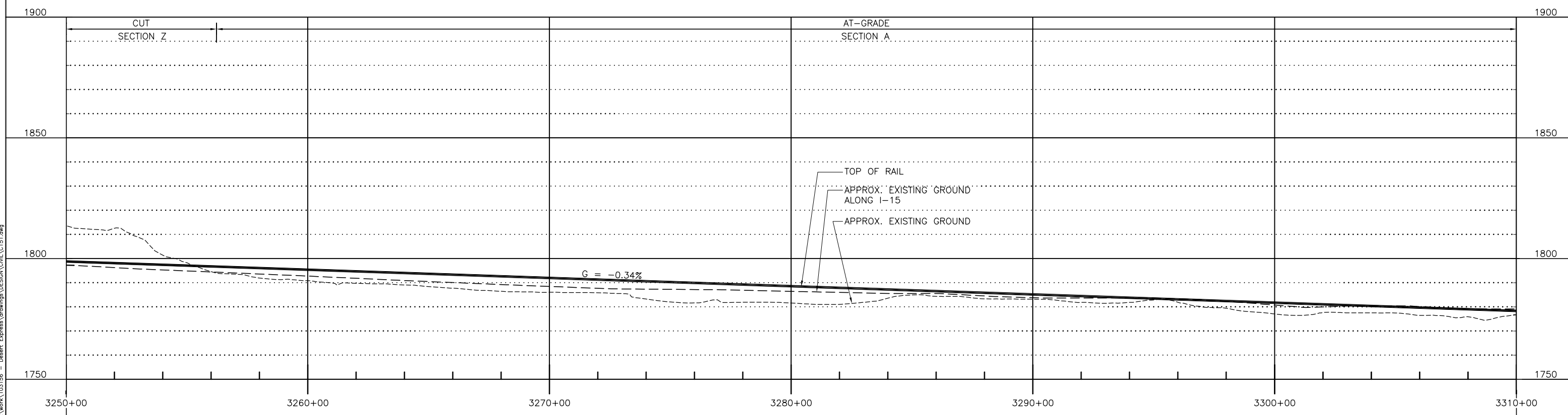
CONTRACT NO.

REV.	SHEET NO.	PAGE NO.
D	C151	

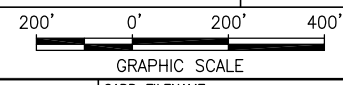
d:\functorum\ Mar 07, 2011 - 9:37am L:\work\103156 - Desert Express\Drawings\DESIGN\DRW\C151.dwg



PLAN



PROFILE



REV	DATE	BY	SUB	APP	DESCRIPTION
D	01MAR11				ISSUED FOR FINAL EIS PLAN SET
C	30DEC09				
B	31AUG09				
A	12AUG08				

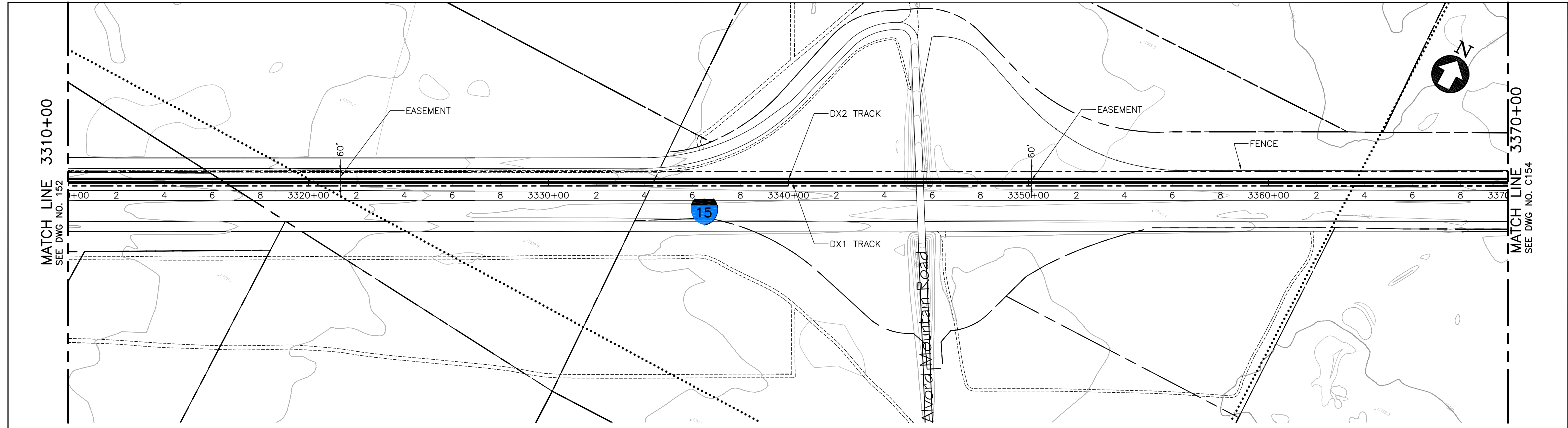
DESIGNED BY T. LUNA
DRAWN BY L. DIFUNTORUM
CHECKED BY J. MAHER
IN CHARGE J. MAHER
DATE 04JUN08

**EARTH TECH | AECOM**

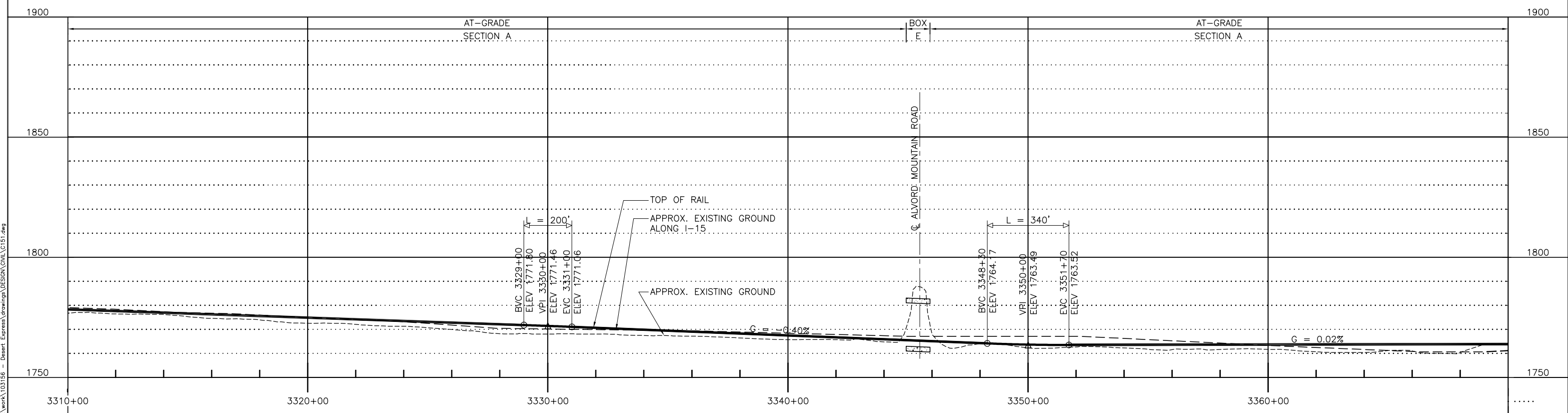
2101 Webster St., Suite 1000  
Oakland, CA 94612  
Phone: (510) 419-6000  
Fax: (510) 419-5355  
F-C-53

<b>DESERTXPRESS</b>		
PLAN AND PROFILE		
SEGMENT 3, ALTERNATIVE B		
STA. DX1 3250+00 TO DX1 3310+00		
SHEET 52		
CADD FILENAME C151.dwg	SIZE D	SCALE 1"=200'H; 1"=20'V
CONTRACT NO.		
REV. D	SHEET NO. C152	PAGE NO.

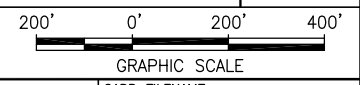
d:\work\11 Mar 07 2011 9:37am L:\work\103156 - Desert Express\Drawings\DESIGN\DWG\C151.dwg



PLAN



PROFILE



REV	DATE	BY	SUB	APP	DESCRIPTION
C	01MAR11				ISSUED FOR FINAL EIS PLAN SET
B	31AUG09				
A	12AUG08				

DESIGNED BY  
T. LUNA  
DRAWN BY  
L. DIFUNTORUM  
CHECKED BY  
J. MAHER  
IN CHARGE  
J. MAHER  
DATE  
04JUN08

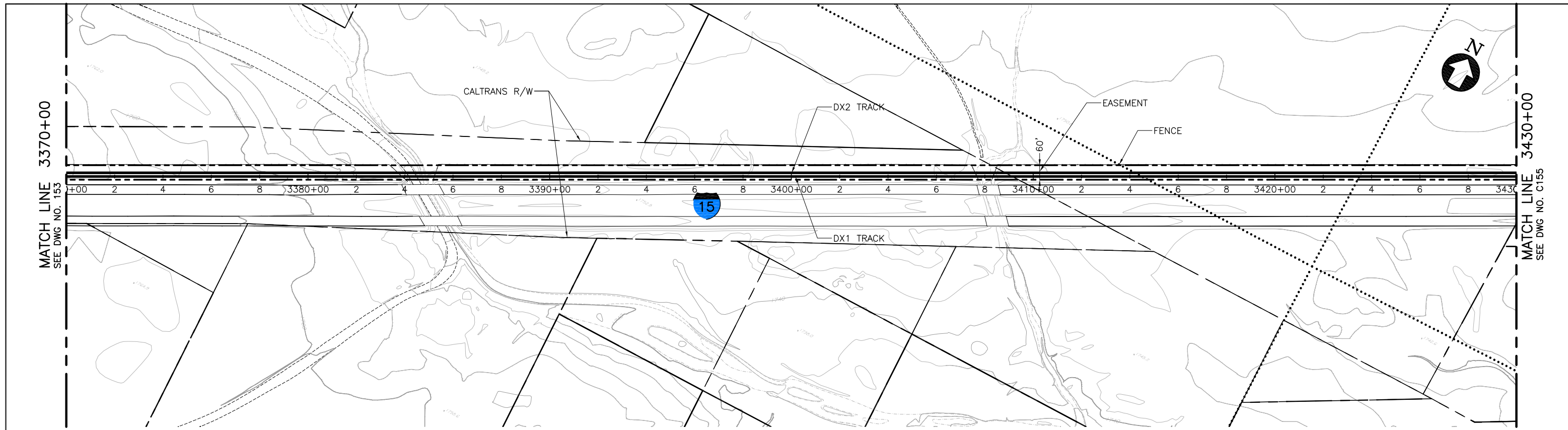
**EARTH TECH | AECOM**

2101 Webster St., Suite 1000  
Oakland, CA 94612  
Phone: (510) 419-6000  
Fax: (510) 419-5355  
F-C-54

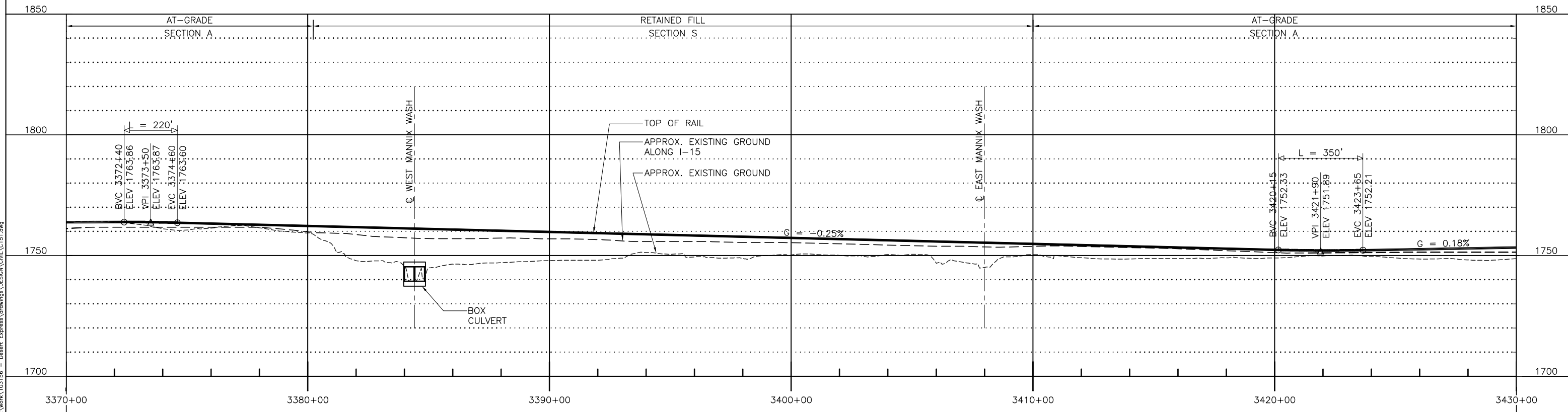
**DESERTXPRESS**  
PLAN AND PROFILE  
SEGMENT 3, ALTERNATIVE B  
STA. DX1 3310+00 TO DX1 3370+00  
SHEET 53

CADD FILENAME C151.dwg		
SIZE D	SCALE 1"=200'H; 1"=20'V	
CONTRACT NO.		
REV. C	SHEET NO. C153	PAGE NO.

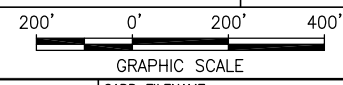
d:\uncom\1 Mar 07 2011 9:38am L:\work\103156 - Desert Express\Drawings\DESIGN\DWG\C151.dwg



PLAN



PROFILE



REV	DATE	BY	SUB	APP	DESCRIPTION
C	01MAR11				ISSUED FOR FINAL EIS PLAN SET
B	31AUG09				
A	12AUG08				

DESIGNED BY  
T. LUNA  
DRAWN BY  
L. DIFUNTORUM  
CHECKED BY  
J. MAHER  
IN CHARGE  
J. MAHER  
DATE  
04JUN08

**EARTH TECH | AECOM**

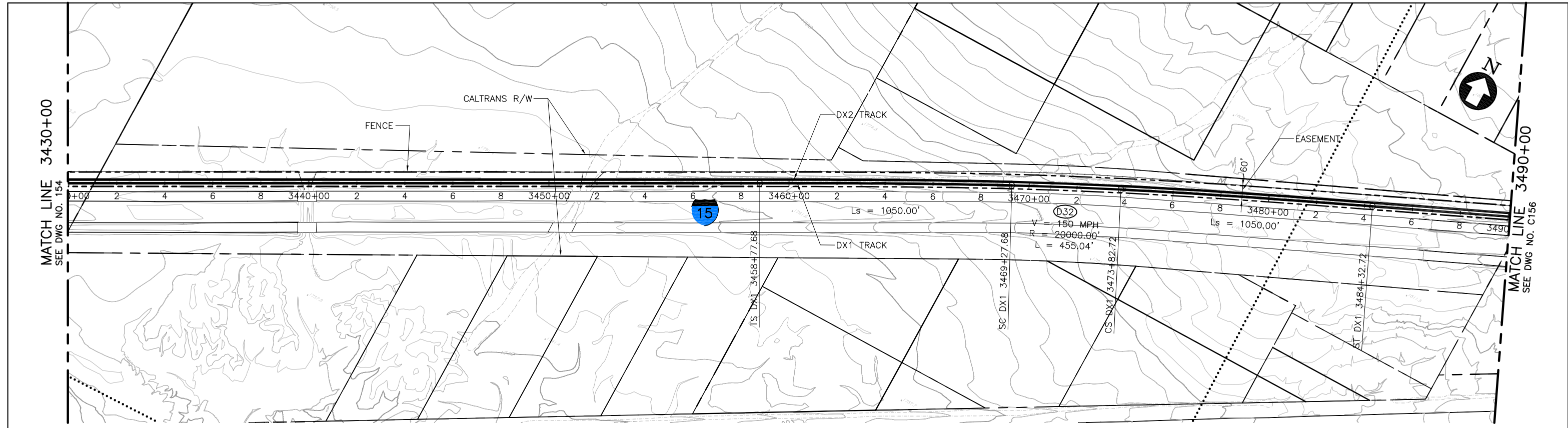
2101 Webster St., Suite 1000  
Oakland, CA 94612  
Phone: (510) 419-6000  
Fax: (510) 419-5355  
F-C-55

**DESERTXPRESS**  
PLAN AND PROFILE  
SEGMENT 3, ALTERNATIVE B  
STA. DX1 3370+00 TO DX1 3430+00  
SHEET 54

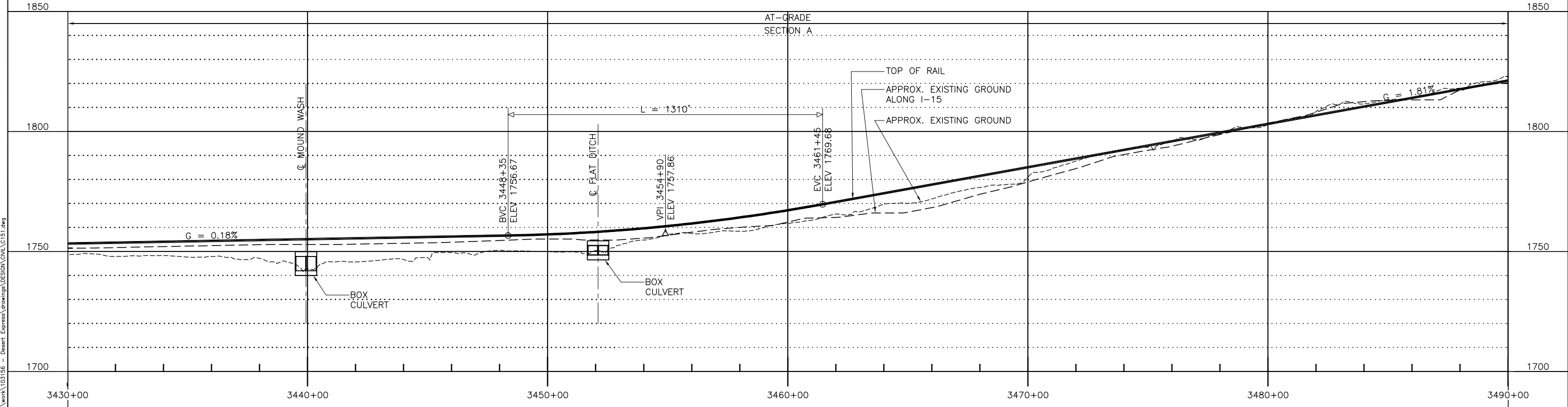
CADD FILENAME C151.dwg		
SIZE D	SCALE 1"=200'H; 1"=20'V	
CONTRACT NO.		
REV. C	SHEET NO. C154	PAGE NO.

d:\hrc\m\1 Mar 07 2011 9:38am L:\work\103156 - Desert Express\Drawings\DESIGN\DRG\C151.dwg

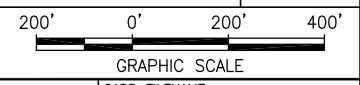




PLAN



PROFILE



REV	DATE	BY	SUB	APP	DESCRIPTION
C	01MAR11				
B	31AUG09				
A	12AUG08				

DESIGNED BY T. LUNA
DRAWN BY L. DIFUNTORUM
CHECKED BY J. MAHER
IN CHARGE J. MAHER
DATE 04JUN08

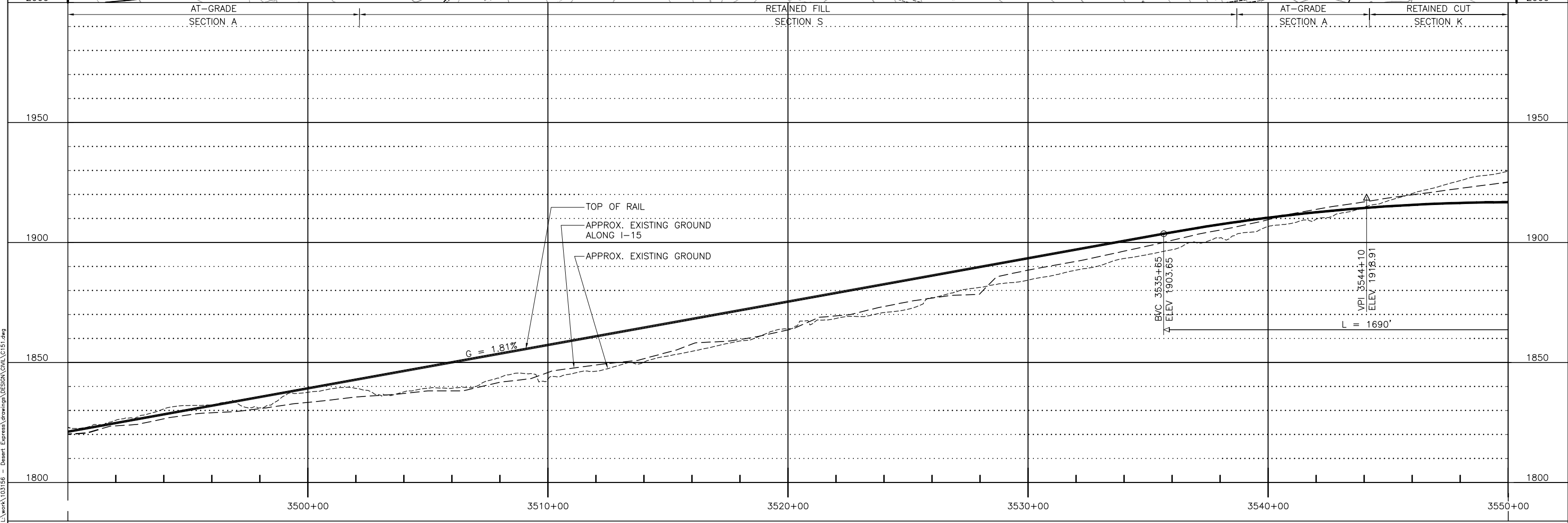
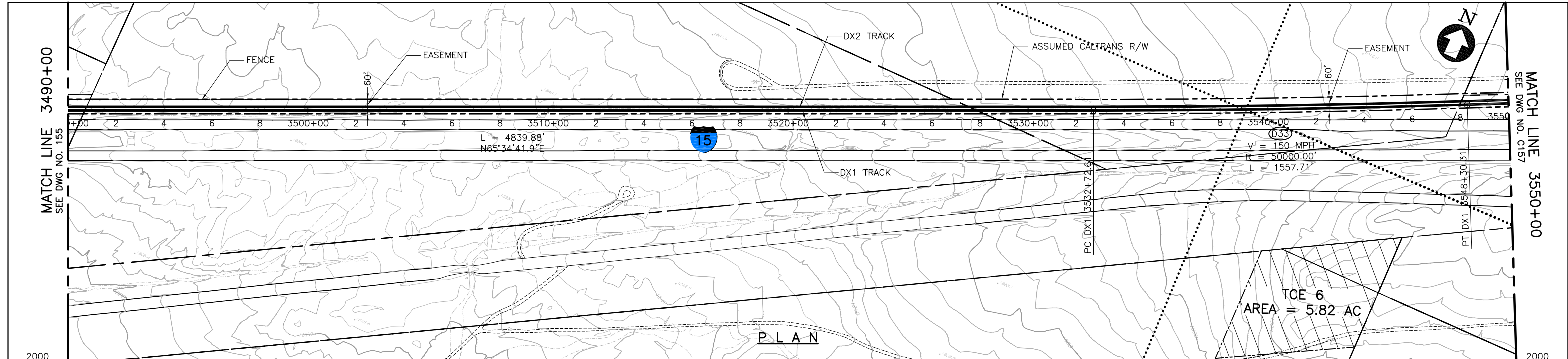
**EARTH TECH | AECOM**

2101 Webster St., Suite 1000  
Oakland, CA 94612  
Phone: (510) 419-6000  
Fax: (510) 419-5355  
F-C-56

**DESERTXPRESS**  
PLAN AND PROFILE  
SEGMENT 3, ALTERNATIVE B  
STA. DX1 3430+00 TO DX1 3490+00  
SHEET 55

CADD FILENAME C151.dwg		
SIZE D	SCALE 1"=200'H; 1"=20'V	
CONTRACT NO.		
REV. C	SHEET NO. C155	PAGE NO.

d:\unc\m\1 Mar 07 2011 9:39am L:\work\103156 - Desert Express\Drawings\DESIGN\DWG\C151.dwg



**PROFILE**

200' 0' 200' 400'  
GRAPHIC SCALE

REV	DATE	BY	SUB	APP	DESCRIPTION
C	01MAR11				ISSUED FOR FINAL EIS PLAN SET
B	31AUG09				
A	12AUG08				

DESIGNED BY  
T. LUNA  
DRAWN BY  
L. DIFUNTORUM  
CHECKED BY  
J. MAHER  
IN CHARGE  
J. MAHER  
DATE  
04JUN08

**EARTH TECH | AECOM**

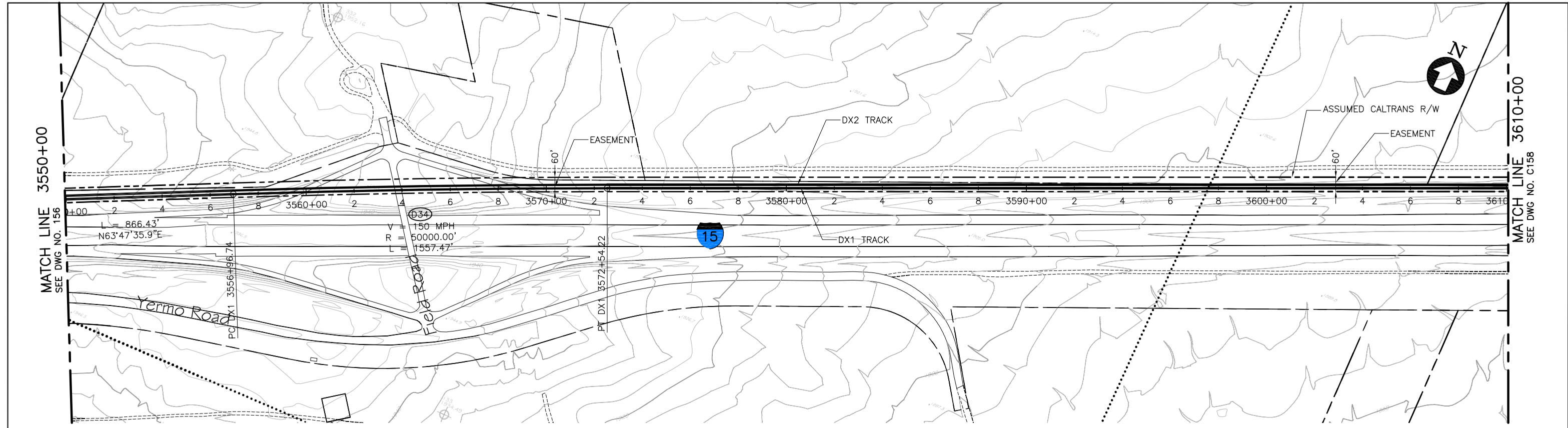
2101 Webster St., Suite 1000  
Oakland, CA 94612  
Phone: (510) 419-6000  
Fax: (510) 419-5355  
F-C-57

**DESERTXPRESS**

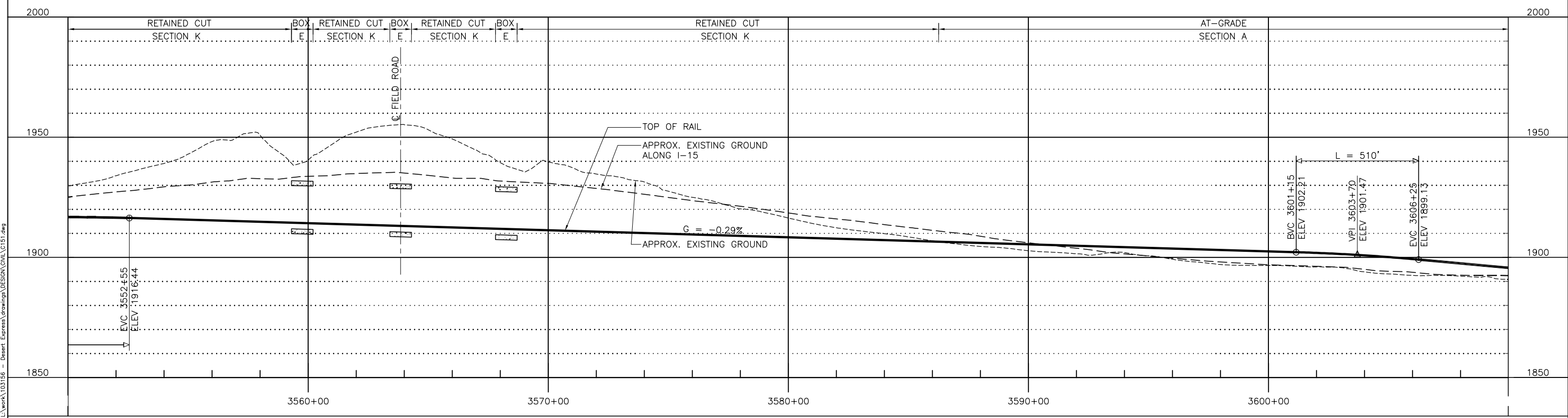
PLAN AND PROFILE  
SEGMENT 3, ALTERNATIVE B  
STA. DX1 3490+00 TO DX1 3550+00  
SHEET 56

CADD FILENAME C151.dwg		
SIZE D	SCALE 1"=200'H; 1"=20'V	
CONTRACT NO.		
REV. C	SHEET NO. C156	PAGE NO.

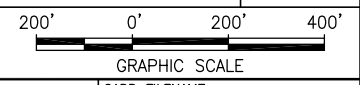
d:\functorum\ Mar 07, 2011 9:39am L:\work\103156 - Desert Express\Drawings\DESIGN\CHK\C151.dwg



PLAN



PROFILE



REV	DATE	BY	SUB	APP	DESCRIPTION
C	01MAR11				ISSUED FOR FINAL EIS PLAN SET
B	31AUG09				
A	12AUG08				

DESIGNED BY  
T. LUNA  
DRAWN BY  
L. DIFUNTORUM  
CHECKED BY  
J. MAHER  
IN CHARGE  
J. MAHER  
DATE  
04JUN08

**EARTH TECH | AECOM**

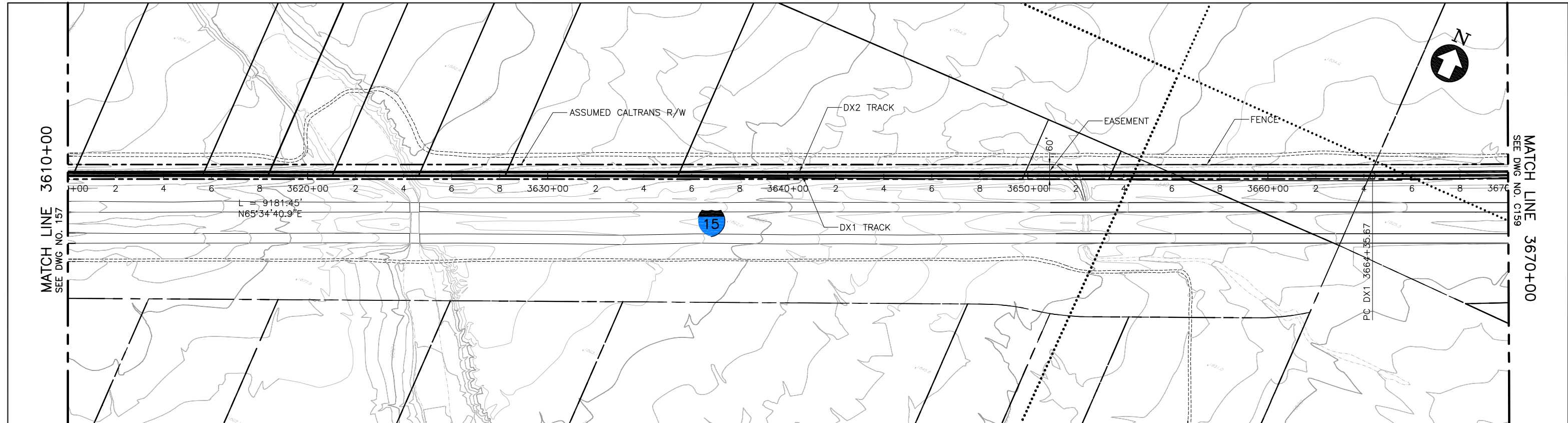
2101 Webster St., Suite 1000  
Oakland, CA 94612  
Phone: (510) 419-6000  
Fax: (510) 419-5355  
F-C-58

**DESERTXPRESS**  
PLAN AND PROFILE  
SEGMENT 3, ALTERNATIVE B  
STA. DX1 3550+00 TO DX1 3610+00  
SHEET 57

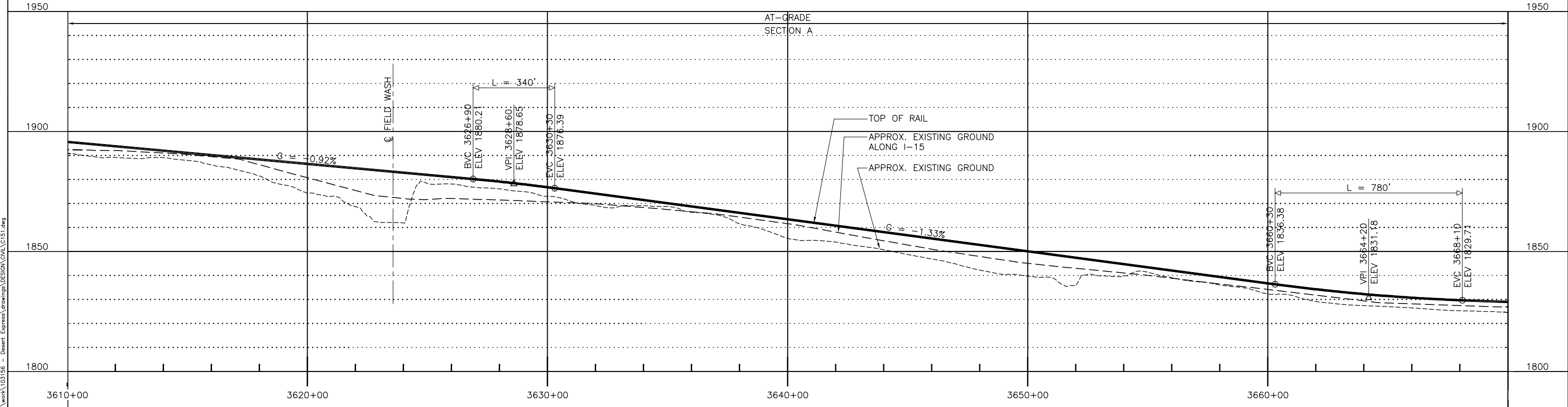
CADD FILENAME C151.dwg		
SIZE D	SCALE 1"=200'H; 1"=20'V	
CONTRACT NO.		
REV. C	SHEET NO. C157	PAGE NO.

d:\function1 Mar 07, 2011 9:40am L:\work\103158 - Desert Express\Drawings\DESIGN\CHK\C151.dwg

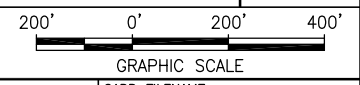




**PLAN**



**PROFILE**



REV	DATE	BY	SUB	APP	DESCRIPTION
C	01MAR11				ISSUED FOR FINAL EIS PLAN SET
B	31AUG09				
A	12AUG08				

DESIGNED BY T. LUNA
DRAWN BY L. DIFUNTORUM
CHECKED BY J. MAHER
IN CHARGE J. MAHER
DATE 04JUN08

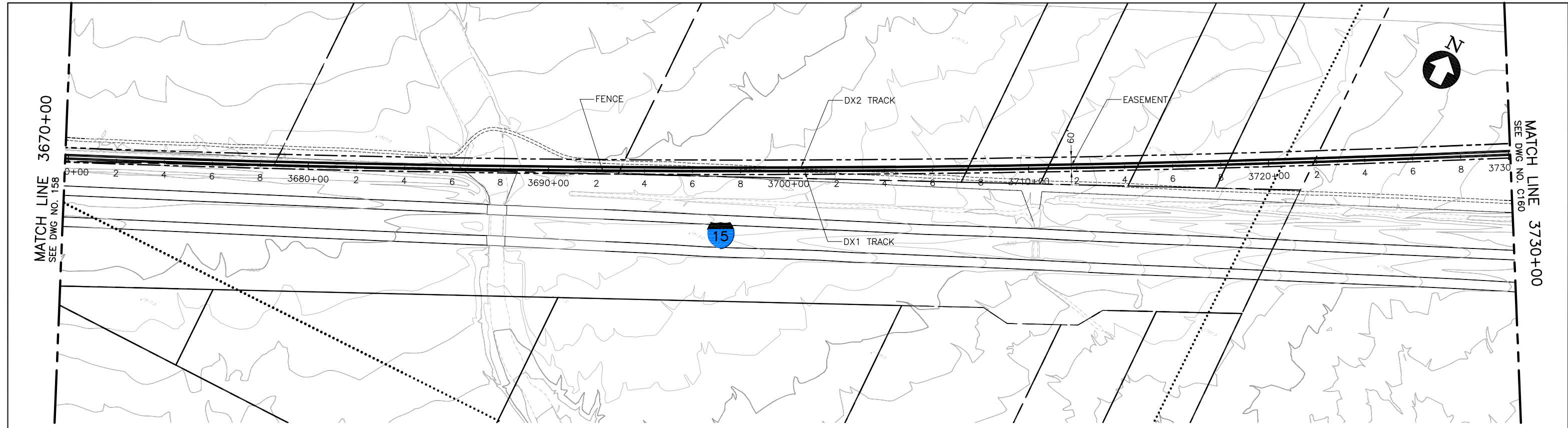
**EARTH TECH | AECOM**

2101 Webster St., Suite 1000  
Oakland, CA 94612  
Phone: (510) 419-6000  
Fax: (510) 419-5355  
F-C-59

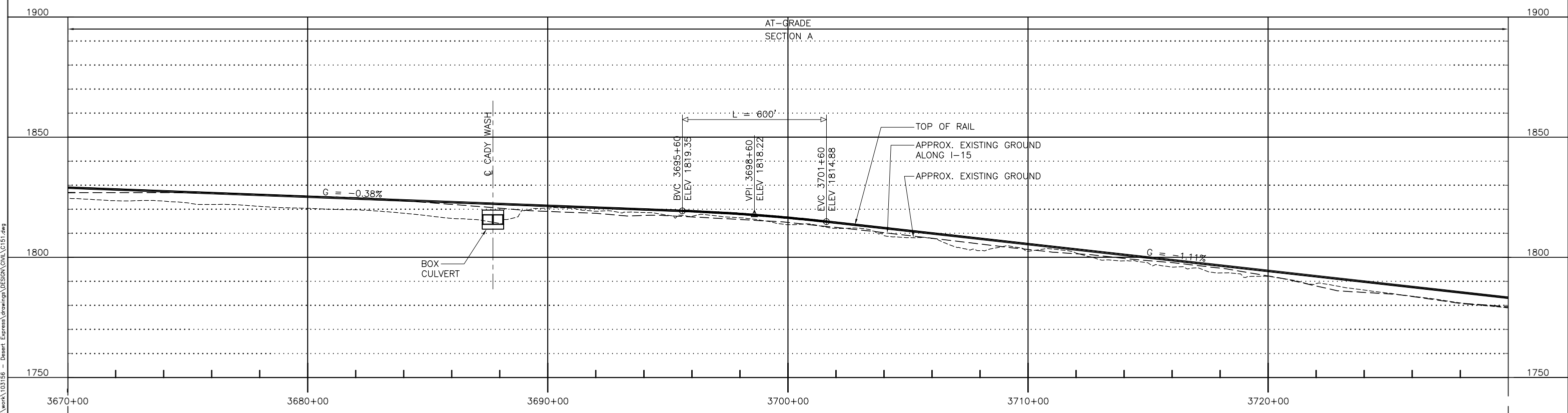
**DESERTXPRESS**  
PLAN AND PROFILE  
SEGMENT 3, ALTERNATIVE B  
STA. DX1 3610+00 TO DX1 3670+00  
SHEET 58

CADD FILENAME C151.dwg		
SIZE D	SCALE 1"=200'H; 1"=20'V	
CONTRACT NO.		
REV. C	SHEET NO. C158	PAGE NO.

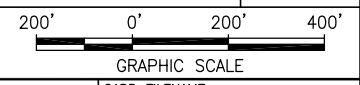
d:\functum\ Mar 07, 2011 - 9:40am L:\work\103156 - Desert Express\Drawings\DESIGN\DRW\C151.dwg



PLAN



PROFILE



REV	DATE	BY	SUB	APP	DESCRIPTION
C	01MAR11				ISSUED FOR FINAL EIS PLAN SET
B	31AUG09				
A	12AUG08				

DESIGNED BY T. LUNA
DRAWN BY L. DIFUNTORUM
CHECKED BY J. MAHER
IN CHARGE J. MAHER
DATE 04JUN08

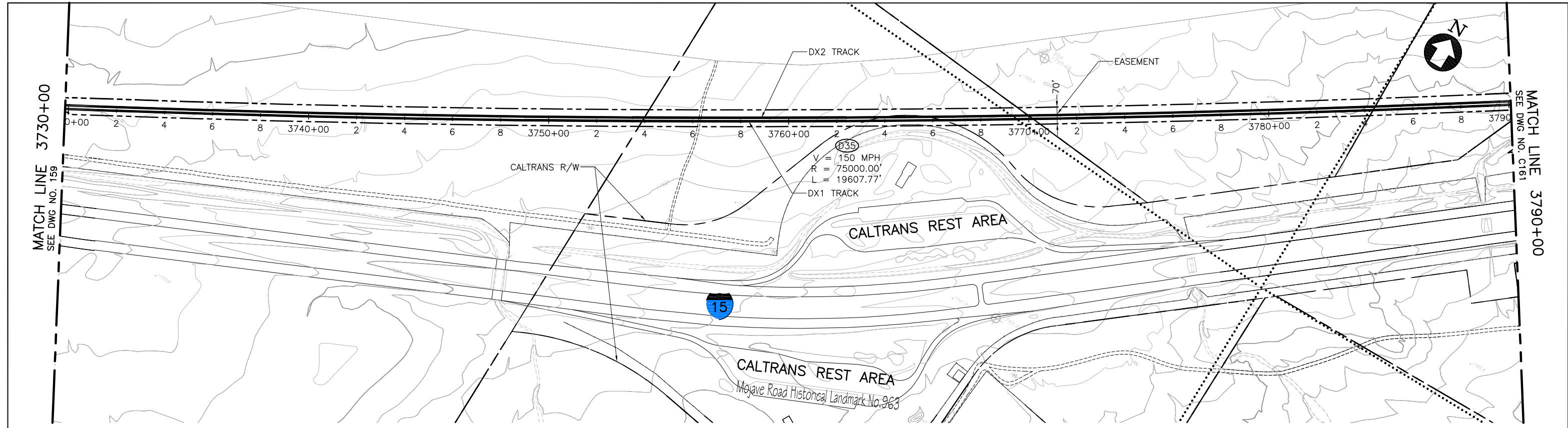
**EARTH TECH | AECOM**

2101 Webster St., Suite 1000  
Oakland, CA 94612  
Phone: (510) 419-6000  
Fax: (510) 419-5355  
F-C-60

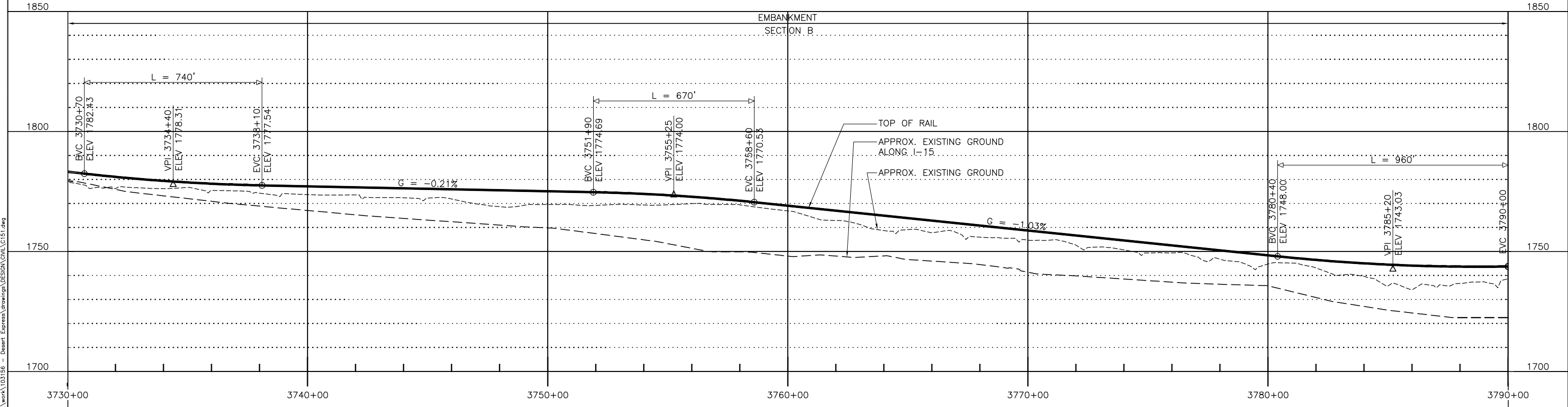
**DESERTXPRESS**  
PLAN AND PROFILE  
SEGMENT 3, ALTERNATIVE B  
STA. DX1 3670+00 TO DX1 3730+00  
SHEET 59

CADD FILENAME C151.dwg		
SIZE D	SCALE 1"=200'H; 1"=20'V	
CONTRACT NO.		
REV. C	SHEET NO. C159	PAGE NO.

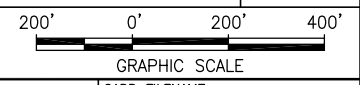
d:\mct\m1 Mar 07 2011 9:42am L:\work\103156 - Desert Express\Drawings\DESIGN\DWG\C151.dwg



PLAN



PROFILE



DESIGNED BY T. LUNA	
DRAWN BY L. DIFUNTORUM	
CHECKED BY J. MAHER	
IN CHARGE J. MAHER	
DATE 04JUN08	

REV	DATE	BY	SUB	APP	DESCRIPTION
C	01MAR11				ISSUED FOR FINAL EIS PLAN SET
B	31AUG09				
A	12AUG08				

**EARTH TECH | AECOM**

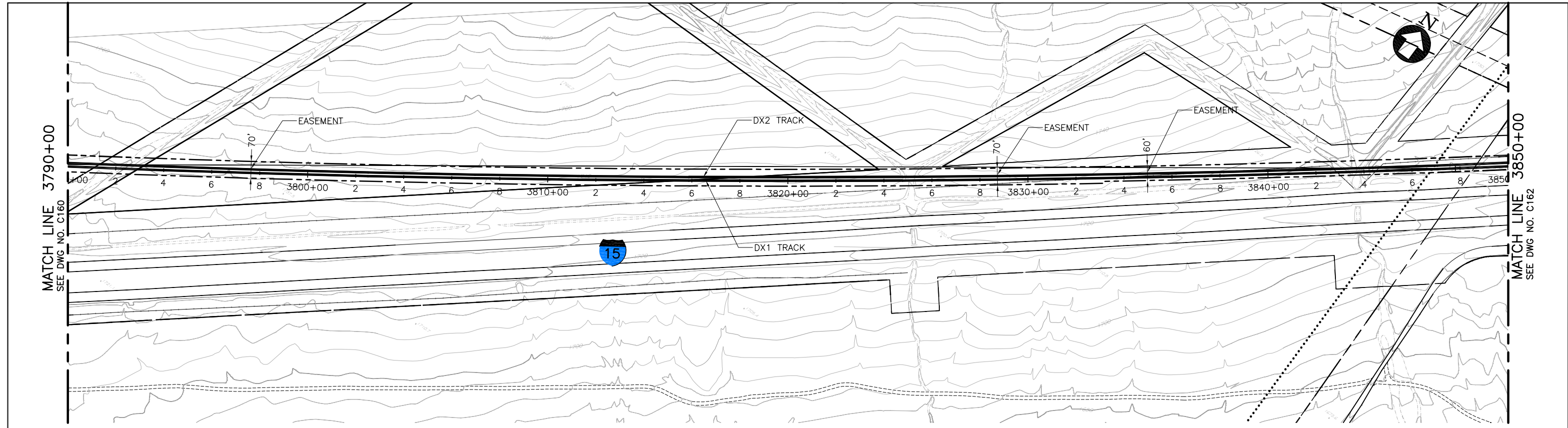
2101 Webster St., Suite 1000  
Oakland, CA 94612  
Phone: (510) 419-6000  
Fax: (510) 419-5355  
F-C-61

**DESERTXPRESS**  
PLAN AND PROFILE  
SEGMENT 3, ALTERNATIVE B  
STA. DX1 3730+00 TO DX1 3790+00  
SHEET 60

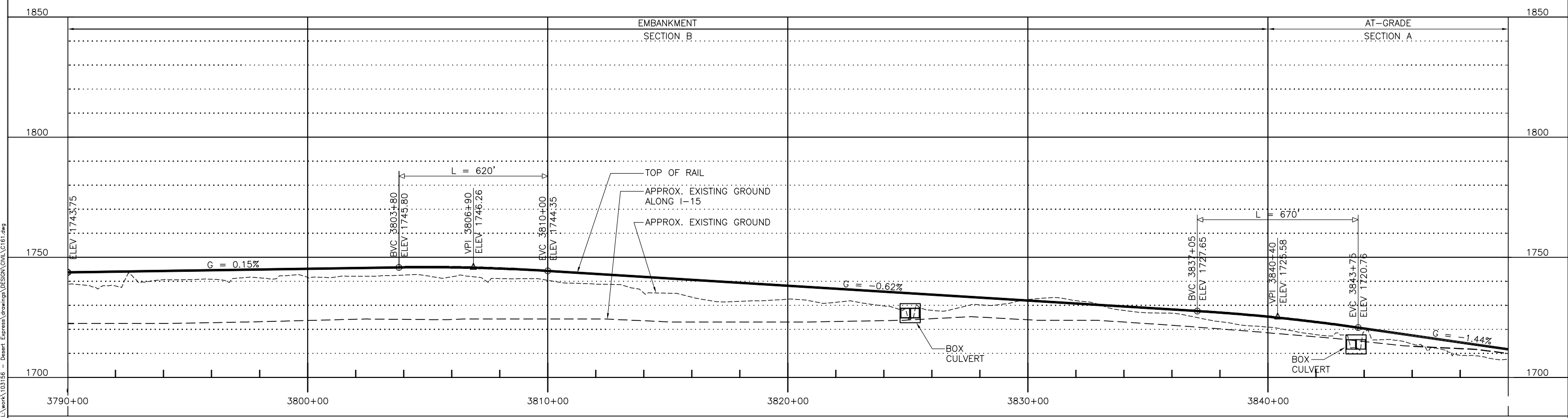
CADD FILENAME C151.dwg		
SIZE D	SCALE 1"=200'H; 1"=20'V	
CONTRACT NO.		
REV. C	SHEET NO. C160	PAGE NO.

d:\functorum\ Mar 07, 2011 - 9:42am L:\work\103156 - Desert Express\Drawings\DESIGN\DWG\C151.dwg

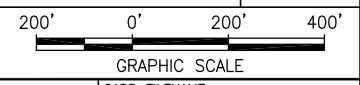




PLAN



PROFILE



REV	DATE	BY	SUB	APP	DESCRIPTION
C	01MAR11				ISSUED FOR FINAL EIS PLAN SET
B	31AUG09				
A	12AUG08				

DESIGNED BY  
T. LUNA  
DRAWN BY  
T. LUNA  
CHECKED BY  
J. MAHER  
IN CHARGE  
J. MAHER  
DATE  
04JUN08

**EARTH TECH | AECOM**

2101 Webster St., Suite 1000  
Oakland, CA 94612  
Phone: (510) 419-6000  
Fax: (510) 419-5355  
F-C-62

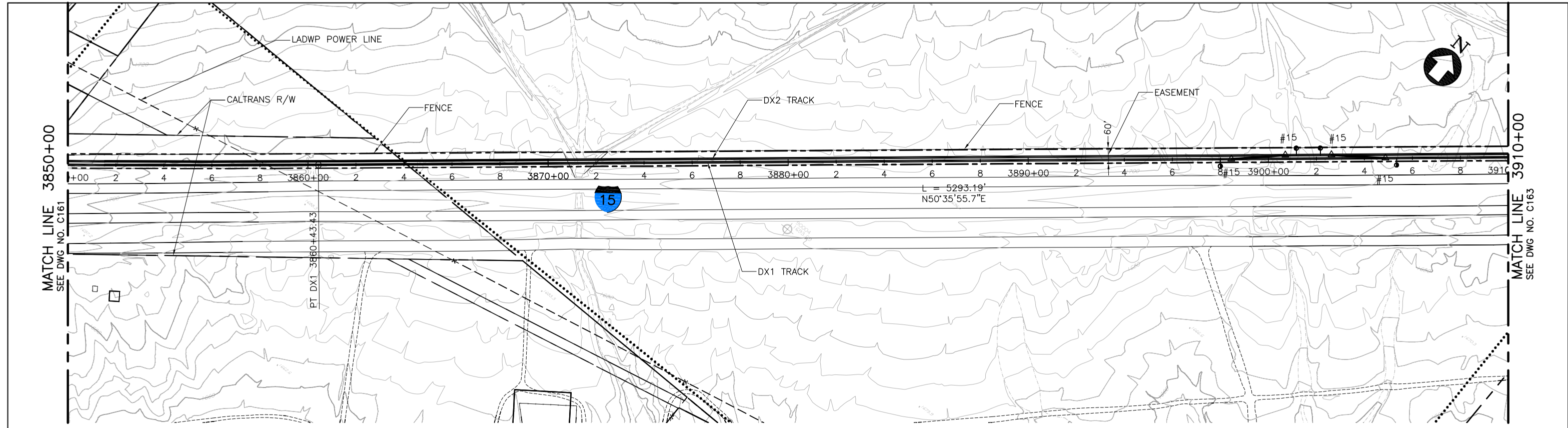
**DESERTXPRESS**

PLAN AND PROFILE  
SEGMENT 3, ALTERNATIVE B  
STA. DX1 3790+00 TO DX1 3850+00  
SHEET 61

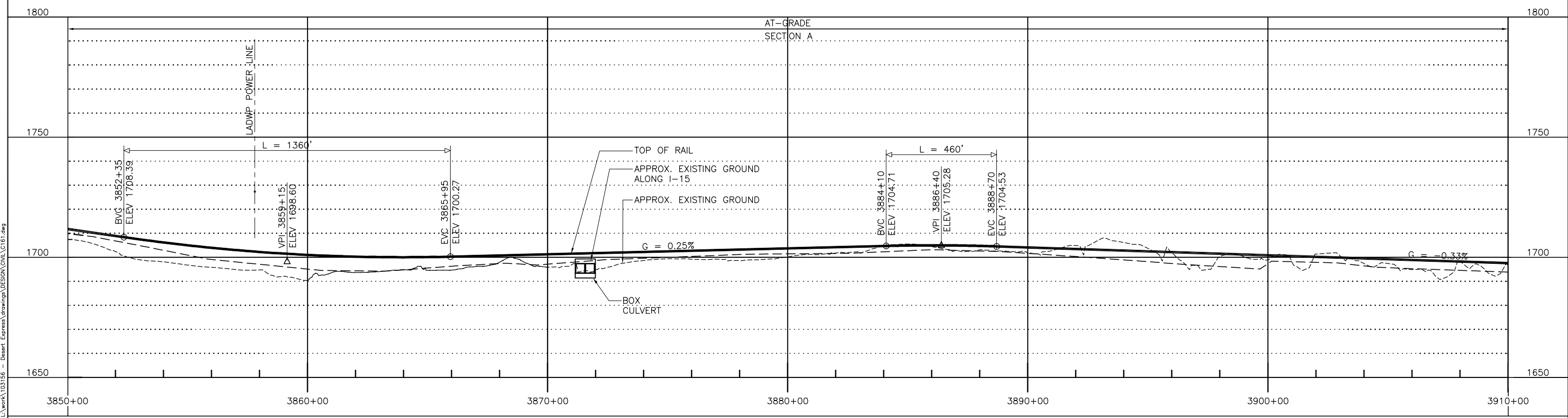
CADD FILENAME C161.dwg		
SIZE D	SCALE 1"=200'H; 1"=20'V	
CONTRACT NO.		
REV. C	SHEET NO. C161	PAGE NO.

d:\m\m\m\ Mar 07, 2011 - 9:46am L:\work\103156 - Desert Express\Drawings\DESIGN\DWG\C161.dwg

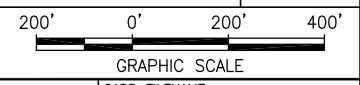




PLAN



PROFILE



REV	DATE	BY	SUB	APP	DESCRIPTION
C	01MAR11				
B	31AUG09				
A	12AUG08				

DESIGNED BY T. LUNA
DRAWN BY T. LUNA
CHECKED BY J. MAHER
IN CHARGE J. MAHER
DATE 20OCT08

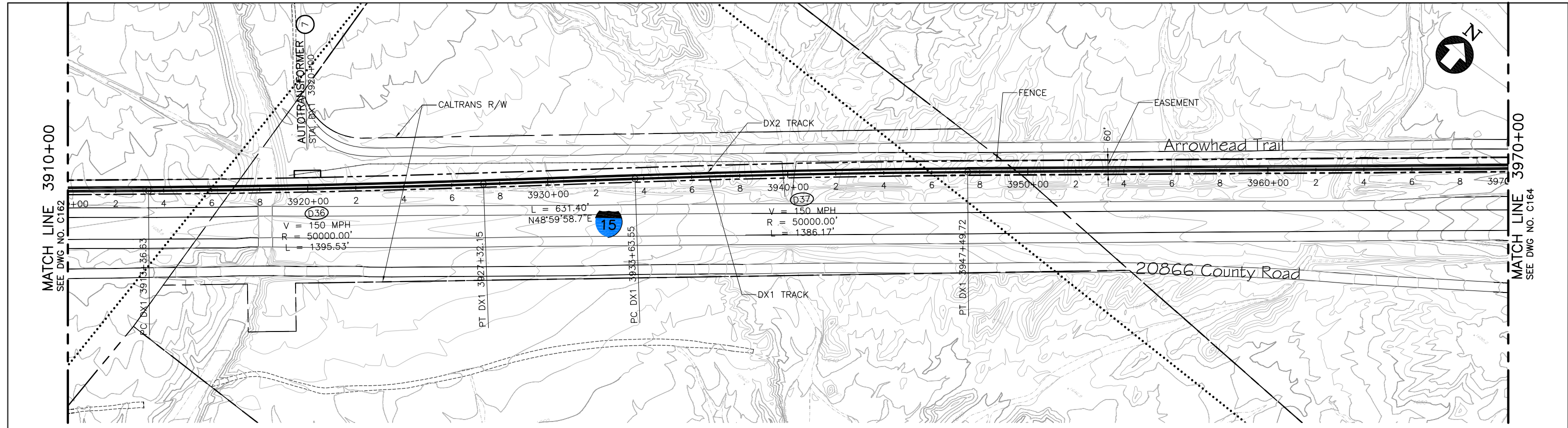
**EARTH TECH | AECOM**

2101 Webster St., Suite 1000  
Oakland, CA 94612  
Phone: (510) 419-6000  
Fax: (510) 419-5355  
F-C-63

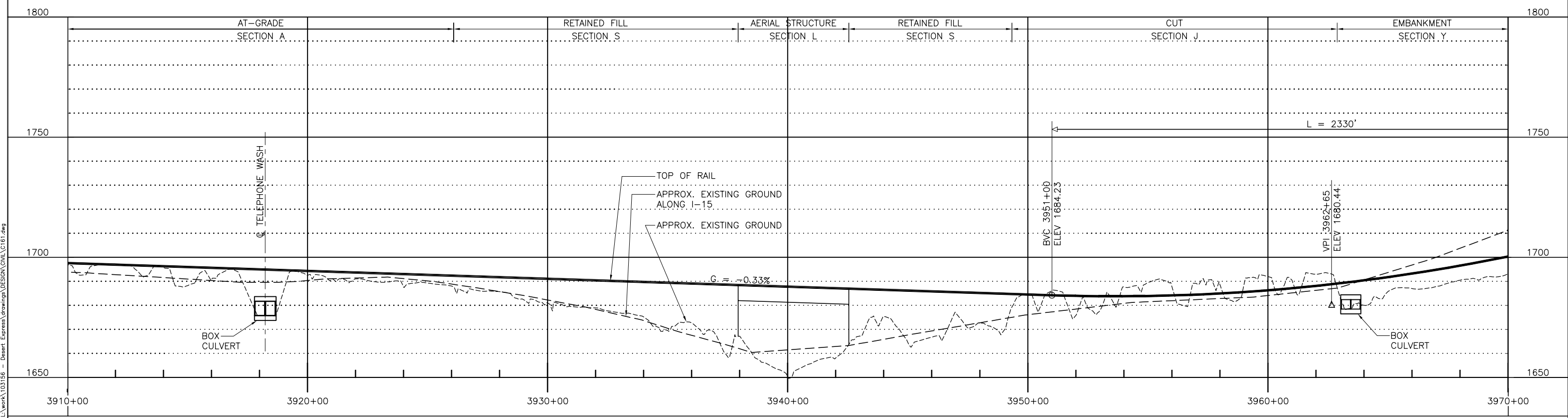
**DESERTXPRESS**  
PLAN AND PROFILE  
SEGMENT 3, ALTERNATIVE B  
STA. DX1 3850+00 TO DX1 3910+00  
SHEET 62

CADD FILENAME C161.dwg		
SIZE D	SCALE 1"=200'H; 1"=20'V	
CONTRACT NO.		
REV. C	SHEET NO. C162	PAGE NO.

d:\work\11 Mar 07 2011 9:46am L:\work\103156 - Desert Express\Drawings\DESIGN\DRW\C161.dwg



PLAN



PROFILE

REV	DATE	BY	SUB	APP	DESCRIPTION
D	01MAR11				
C	30DEC09				
B	31AUG09				
A	12AUG08				

DESIGNED BY  
T. LUNA  
DRAWN BY  
T. LUNA  
CHECKED BY  
J. MAHER  
IN CHARGE  
J. MAHER  
DATE  
04JUN08

ISSUED FOR FINAL EIS PLAN SET

**EARTH TECH | AECOM**

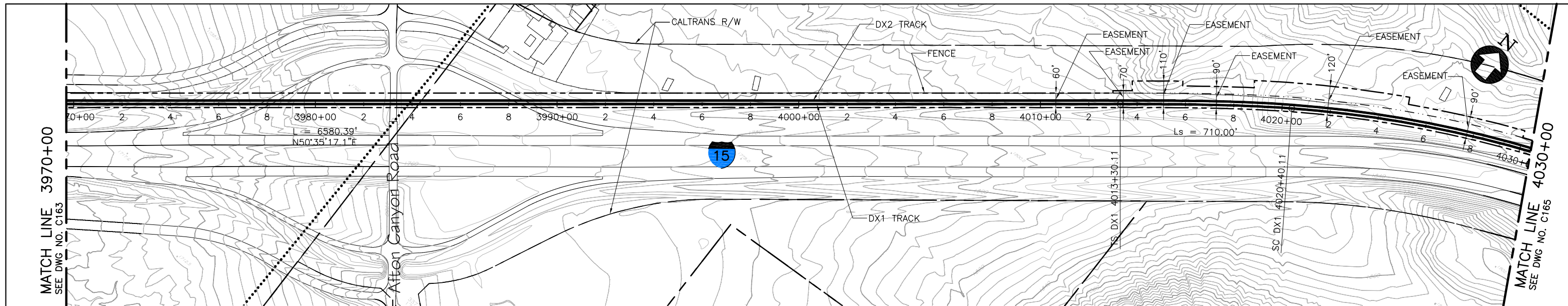
2101 Webster St., Suite 1000  
Oakland, CA 94612  
Phone: (510) 419-6000  
Fax: (510) 419-5355  
F-C-64

**DESERTXPRESS**  
PLAN AND PROFILE  
SEGMENT 3, ALTERNATIVE B  
STA. DX1 3910+00 TO DX1 3970+00  
SHEET 63

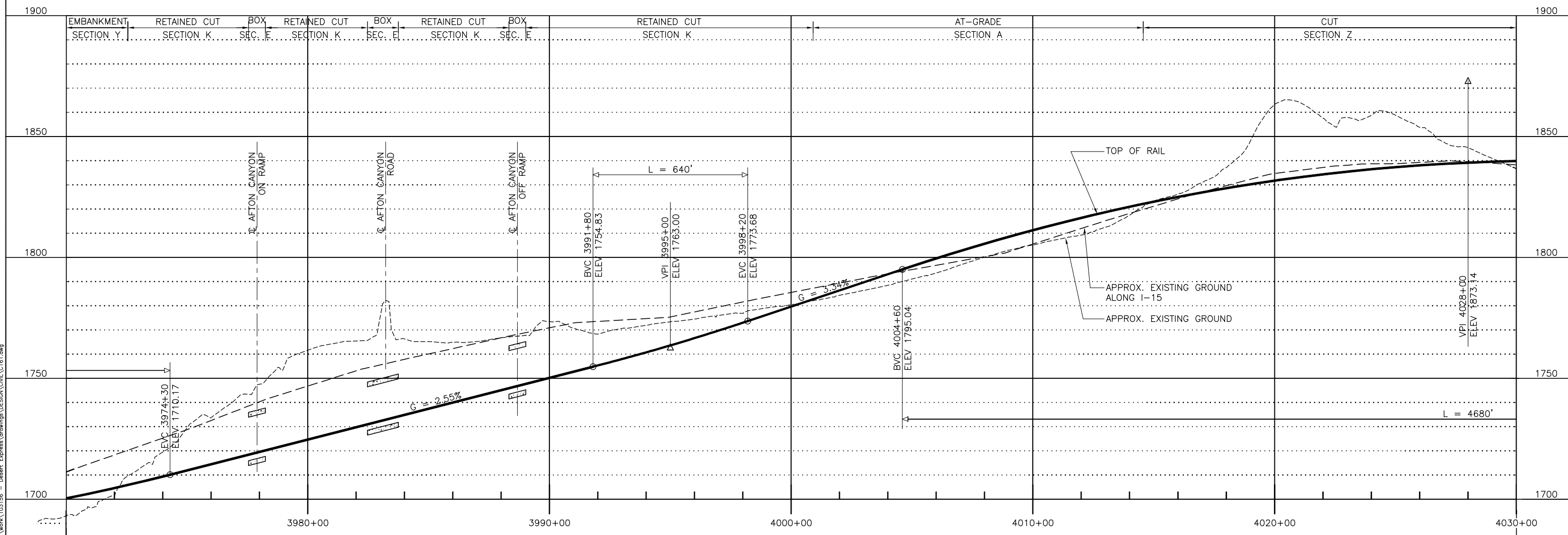
CADD FILENAME C161.dwg		
SIZE D	SCALE 1"=200'H; 1"=20'V	CONTRACT NO.
REV. D	SHEET NO. C163	PAGE NO.

d:\uncorn1 Mar 07 2011 9:46am L:\work\103156 - Desert Express\Drawings\DESIGN\DWG\C161.dwg





PLAN



PROFILE

Mar 07, 2011 9:47am L:\work\103156 - Desert Express\Drawings\DESIGN\DRG\C161.dwg  
 d:\work\103156 - Desert Express\Drawings\DESIGN\DRG\C161.dwg

REV	DATE	BY	SUB	APP	DESCRIPTION
D	01MAR11				ISSUED FOR FINAL EIS PLAN SET
C	30DEC09				
B	31AUG09				
A	12AUG08				

DESIGNED BY  
T. LUNA  
 DRAWN BY  
T. LUNA  
 CHECKED BY  
J. MAHER  
 IN CHARGE  
J. MAHER  
 DATE  
04JUN08

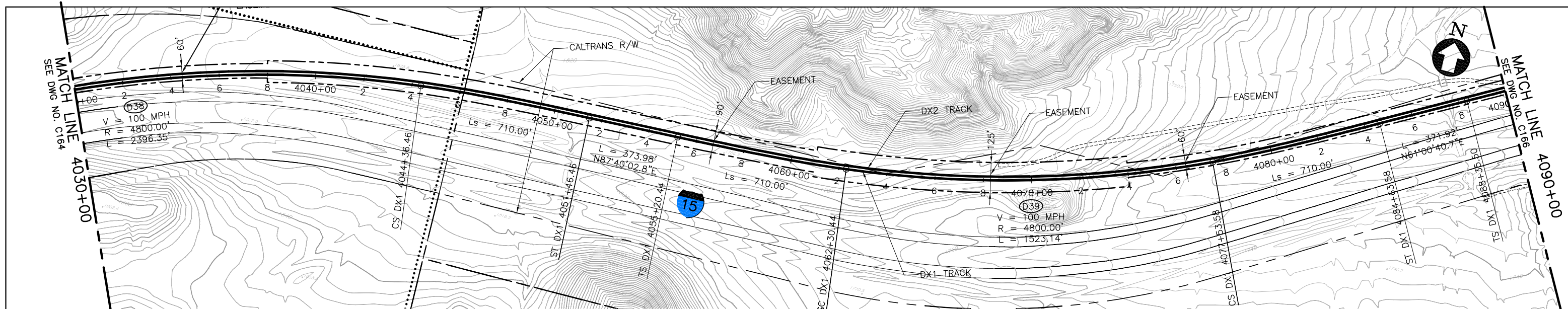
**EARTH TECH | AECOM**

2101 Webster St., Suite 1000  
 Oakland, CA 94612  
 Phone: (510) 419-6000  
 Fax: (510) 419-5355  
 F-C-65

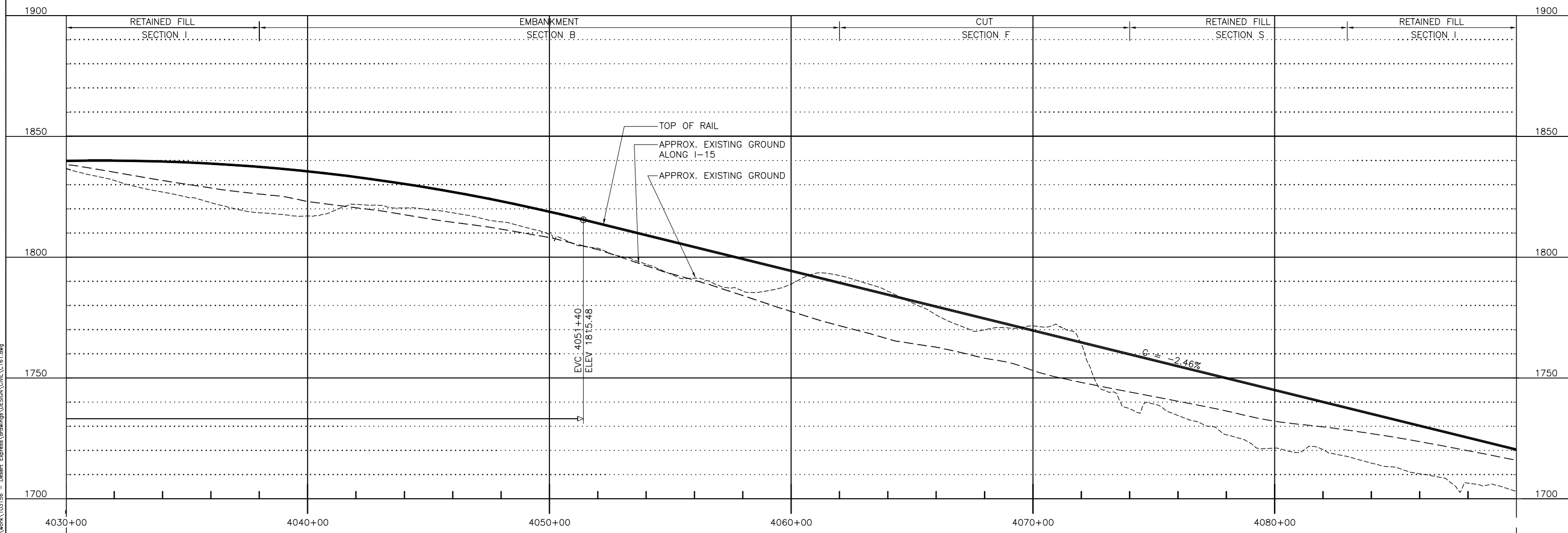
**DESERTXPRESS**

PLAN AND PROFILE  
 SEGMENT 3, ALTERNATIVE B  
 STA. DX1 3970+00 TO DX1 4030+00  
 SHEET 64

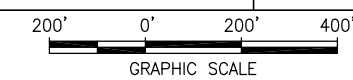
CADD FILENAME C161.dwg		
SIZE D	SCALE 1"=200'H; 1"=20'V	
CONTRACT NO.		
REV. D	SHEET NO. C164	PAGE NO.



PLAN



PROFILE



d:\huncorn\1 Mar 07 2011 9:47am L:\work\103156 - Desert Express\Drawings\DESIGN\DWG\C161.dwg

REV	DATE	BY	SUB	APP	DESCRIPTION
C	01MAR11				ISSUED FOR FINAL EIS PLAN SET
B	31AUG09				
A	12AUG08				

DESIGNED BY  
T. LUNA  
DRAWN BY  
T. LUNA  
CHECKED BY  
J. MAHER  
IN CHARGE  
J. MAHER  
DATE  
04JUN08

**EARTH TECH | AECOM**

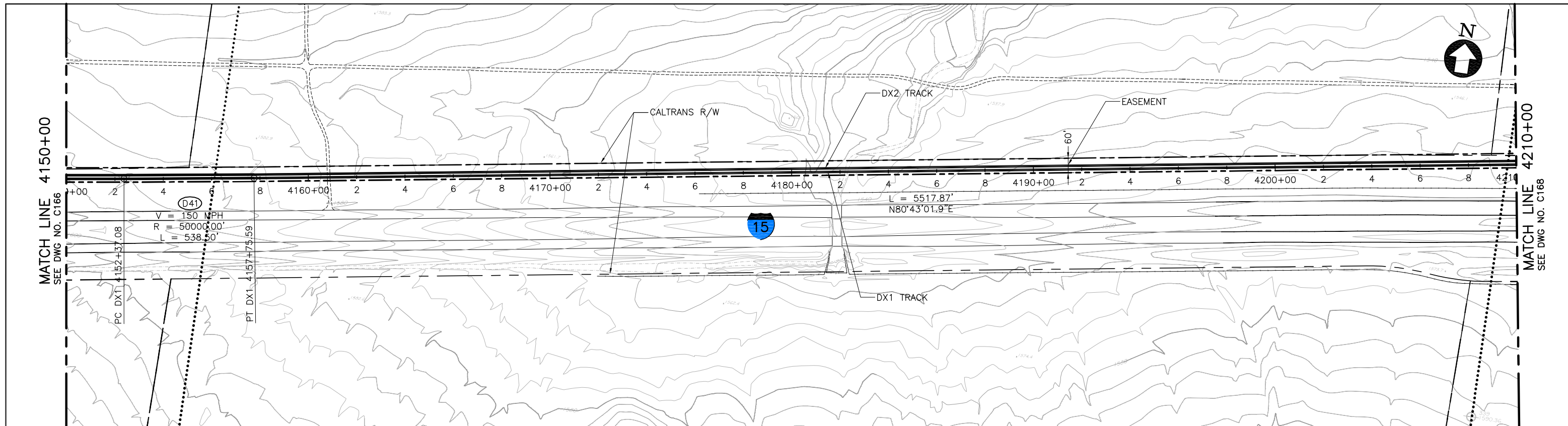
2101 Webster St., Suite 1000  
Oakland, CA 94612  
Phone: (510) 419-6000  
Fax: (510) 419-5355  
F-C-66

**DESERTXPRESS**  
PLAN AND PROFILE  
SEGMENT 3, ALTERNATIVE B  
STA. DX1 4030+00 TO DX1 4090+00  
SHEET 65

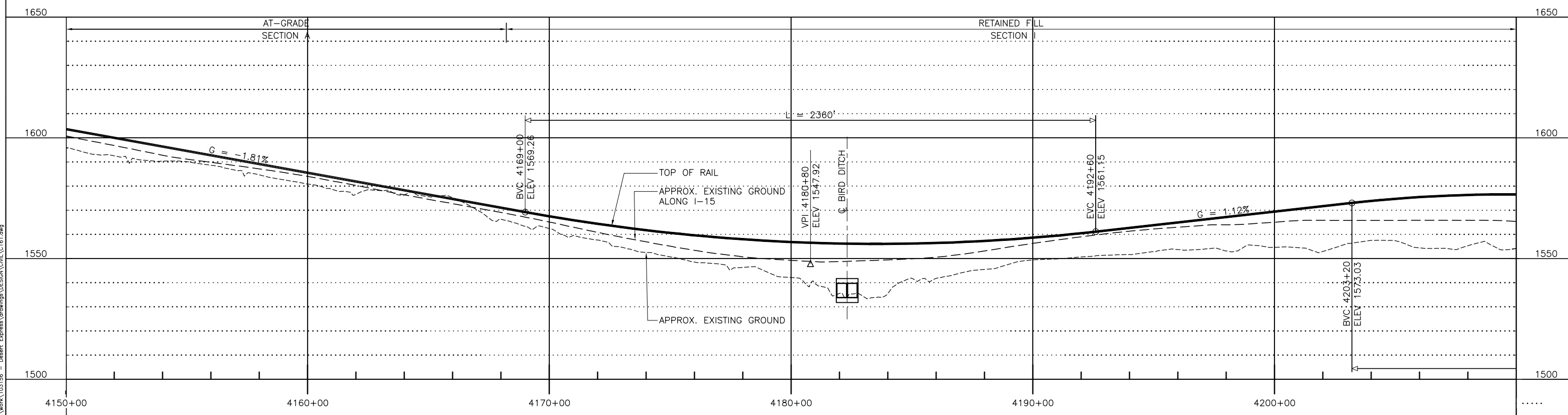
CADD FILENAME C161.dwg		
SIZE D	SCALE 1"=200'H; 1"=20'V	
CONTRACT NO.		
REV. C	SHEET NO. C165	PAGE NO.








PLAN



PROFILE



REV	DATE	BY	SUB	APP	DESCRIPTION
C	01MAR11				ISSUED FOR FINAL EIS PLAN SET
B	31AUG09				
A	12AUG08				

DESIGNED BY T. LUNA
DRAWN BY T. LUNA
CHECKED BY J. MAHER
IN CHARGE J. MAHER
DATE 04JUN08

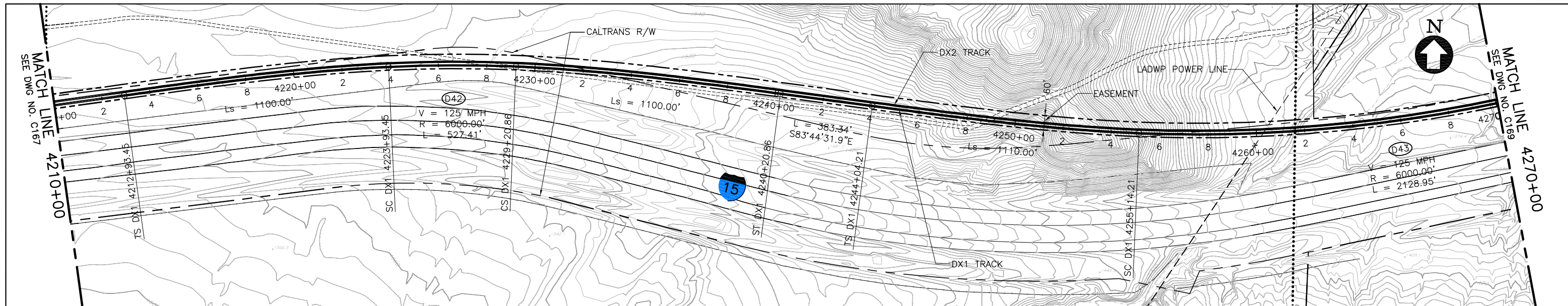
**EARTH TECH | AECOM**

2101 Webster St., Suite 1000  
Oakland, CA 94612  
Phone: (510) 419-6000  
Fax: (510) 419-5355  
F-C-68

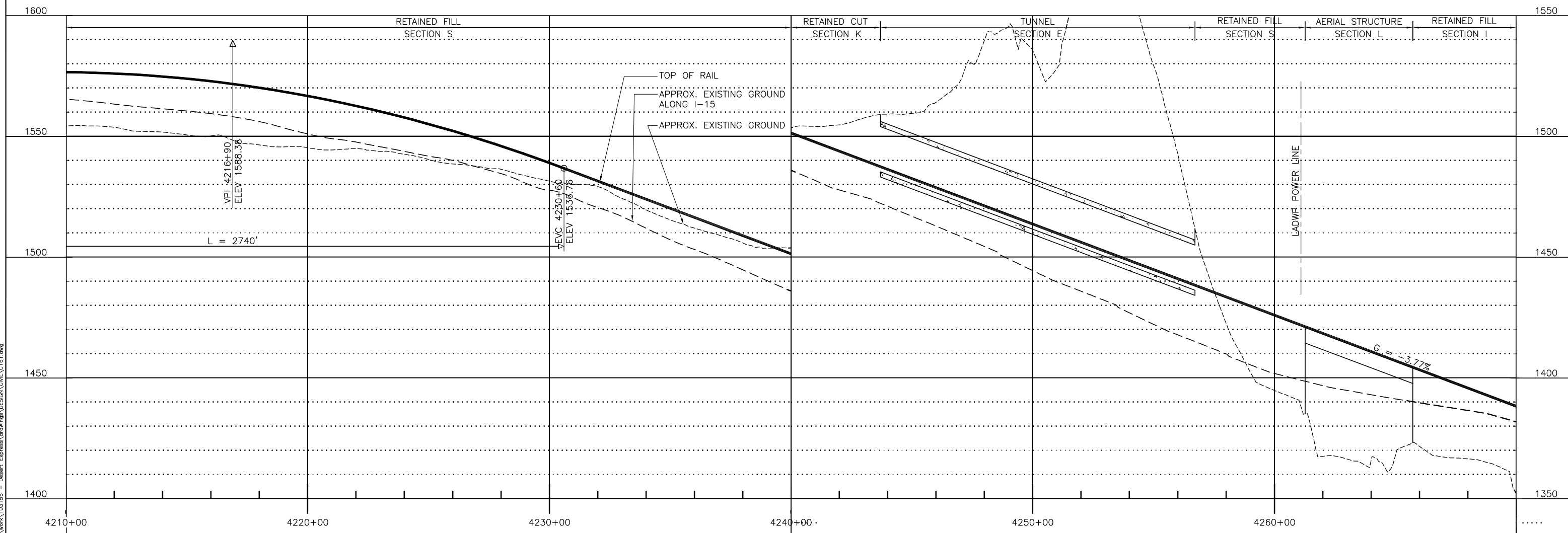
<b>DESERTXPRESS</b>		
PLAN AND PROFILE SEGMENT 3, ALTERNATIVE B STA. DX1 4150+00 TO DX1 4210+00 SHEET 67		
CADD FILENAME C161.dwg	SIZE SCALE D 1"=200'H; 1"=20'V	CONTRACT NO.
REV. C	SHEET NO. C167	PAGE NO.

d:\work\11 Mar 07 2011 9:48am L:\work\103156 - Desert Express\Drawings\DESIGN\DWG\C161.dwg





PLAN



PROFILE



d:\uncorn\1 Mar 07 2011 9:48am L:\work\103156 - Desert Express\Drawings\DESIGN\DWG\C161.dwg

REV	DATE	BY	SUB	APP	DESCRIPTION
D	01MAR11				ISSUED FOR FINAL EIS PLAN SET
C	30DEC09				
B	31AUG09				
A	12AUG08				

DESIGNED BY  
T. LUNA  
DRAWN BY  
T. LUNA  
CHECKED BY  
J. MAHER  
IN CHARGE  
J. MAHER  
DATE  
20OCT08

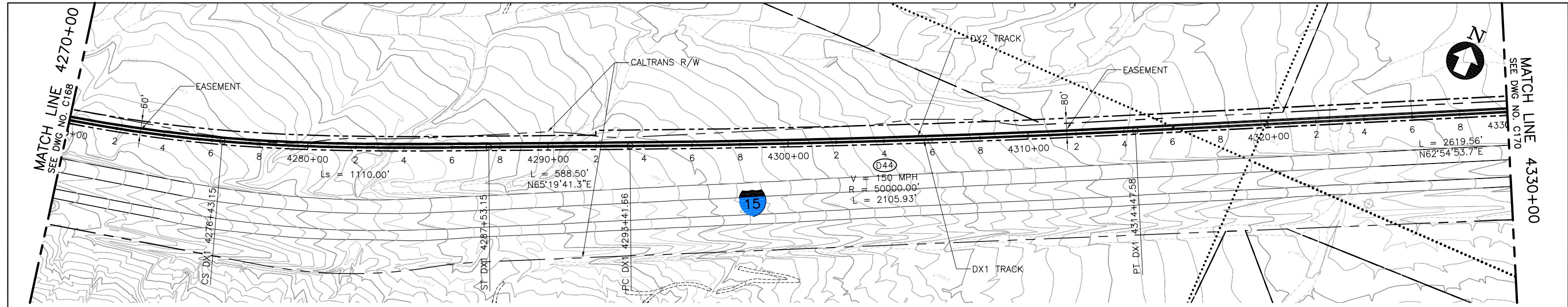
**EARTH TECH | AECOM**

2101 Webster St., Suite 1000  
Oakland, CA 94612  
Phone: (510) 419-6000  
Fax: (510) 419-3355  
F-C-69

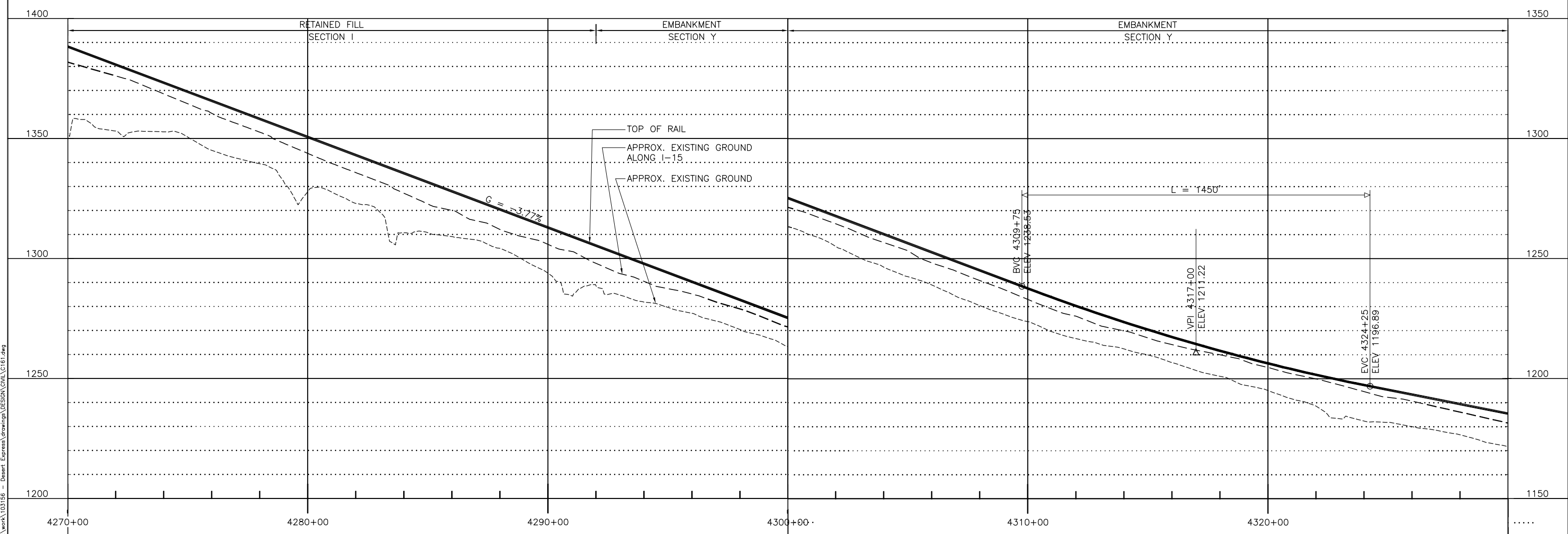
**DESERTXPRESS**  
PLAN AND PROFILE  
SEGMENT 3, ALTERNATIVE B  
STA. DX1 4210+00 TO DX1 4270+00  
SHEET 68

CADD FILENAME C161.dwg		
SIZE D	SCALE 1"=200'H; 1"=20'V	
CONTRACT NO.		
REV. D	SHEET NO. C168	PAGE NO.





PLAN



PROFILE

REV	DATE	BY	SUB	APP	DESCRIPTION
D	01MAR11				
C	30DEC09				
B	31AUG09				
A	12AUG08				

DESIGNED BY  
T. LUNA  
DRAWN BY  
T. LUNA  
CHECKED BY  
J. MAHER  
IN CHARGE  
J. MAHER  
DATE  
04JUN08

ISSUED FOR FINAL EIS PLAN SET

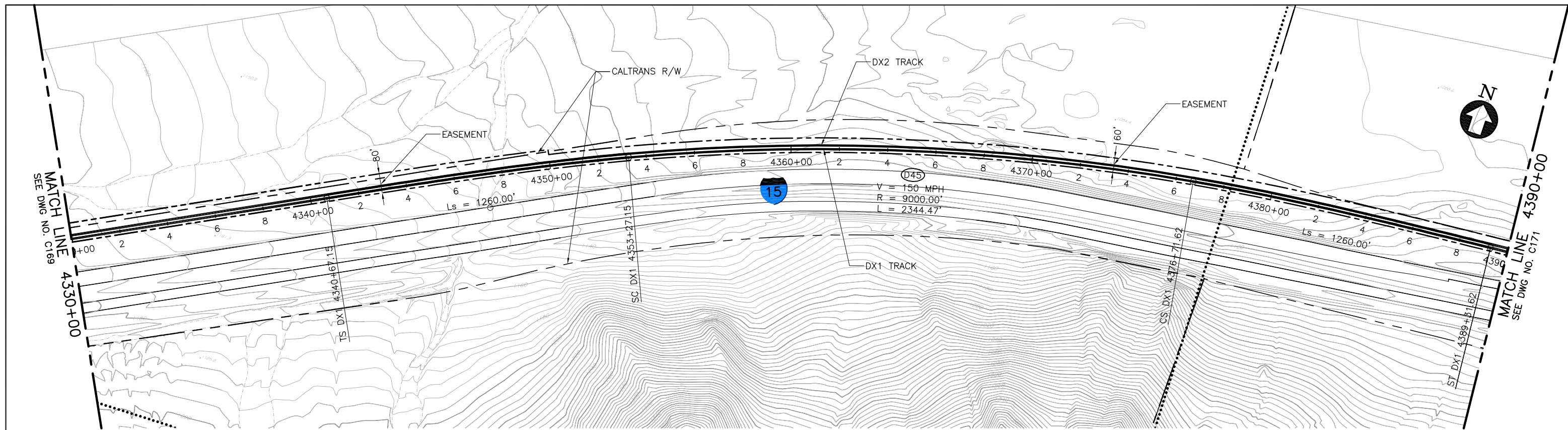
**EARTH TECH | AECOM**

2101 Webster St., Suite 1000  
Oakland, CA 94612  
Phone: (510) 419-6000  
Fax: (510) 419-5355  
F-C-70

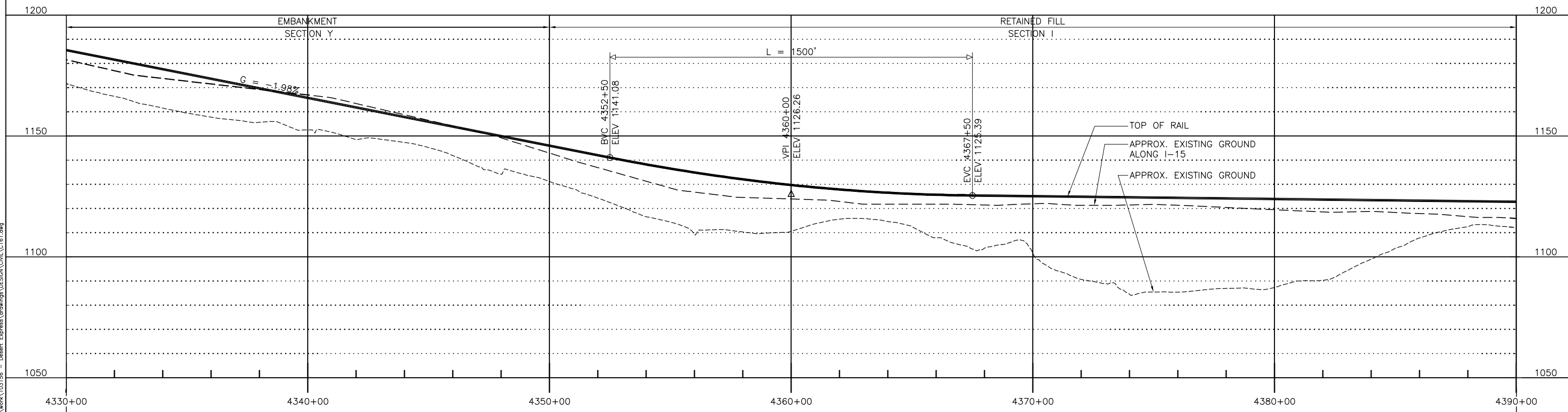
**DESERTXPRESS**  
PLAN AND PROFILE  
SEGMENT 3, ALTERNATIVE B  
STA. DX1 4270+00 TO DX1 4330+00  
SHEET 69

CADD FILENAME  
C161.dwg  
SIZE SCALE  
D 1"=200'H; 1"=20'V  
CONTRACT NO.  
REV. SHEET NO. PAGE NO.  
D C169

d:\functional\ Mar 07 2011 9:49am L:\work\103156 - Desert Express\Drawings\DESIGN\DWG\C161.dwg



PLAN



PROFILE

d:\mwork\11 Mar 07 2011 9:49am L:\work\103156 - Desert Express\Drawings\DESIGN\DWG\C161.dwg

REV	DATE	BY	SUB	APP	DESCRIPTION
D	01MAR11				ISSUED FOR FINAL EIS PLAN SET
C	30DEC09				
B	31AUG09				
A	12AUG08				

DESIGNED BY T. LUNA
DRAWN BY T. LUNA
CHECKED BY J. MAHER
IN CHARGE J. MAHER
DATE 04JUN08

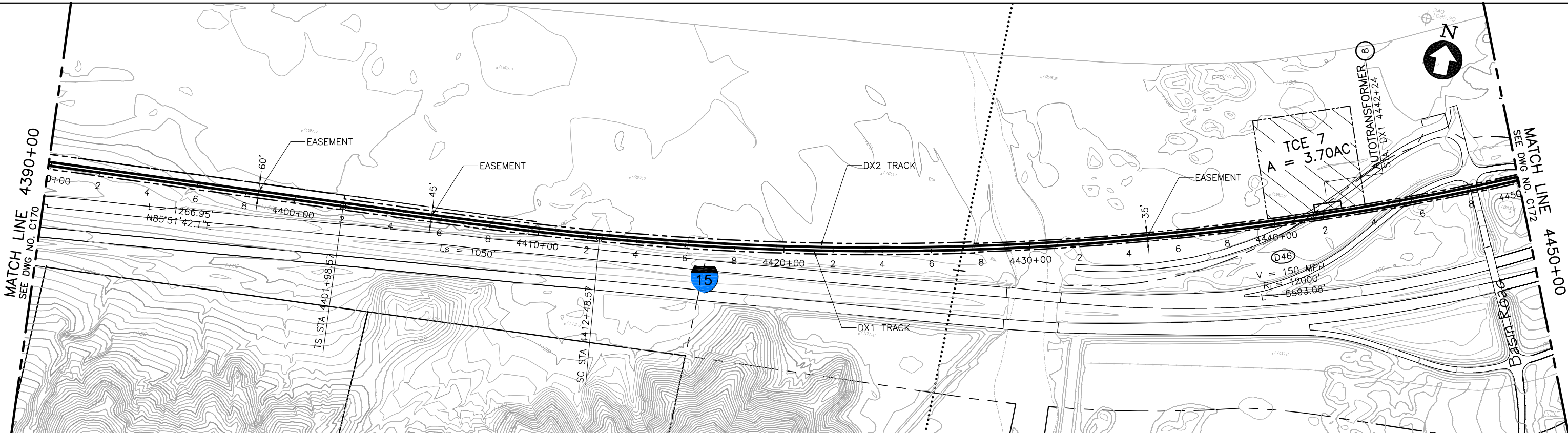
**EARTH TECH | AECOM**

2101 Webster St., Suite 1000  
Oakland, CA 94612  
Phone: (510) 419-6000  
Fax: (510) 419-5355  
F-C-71

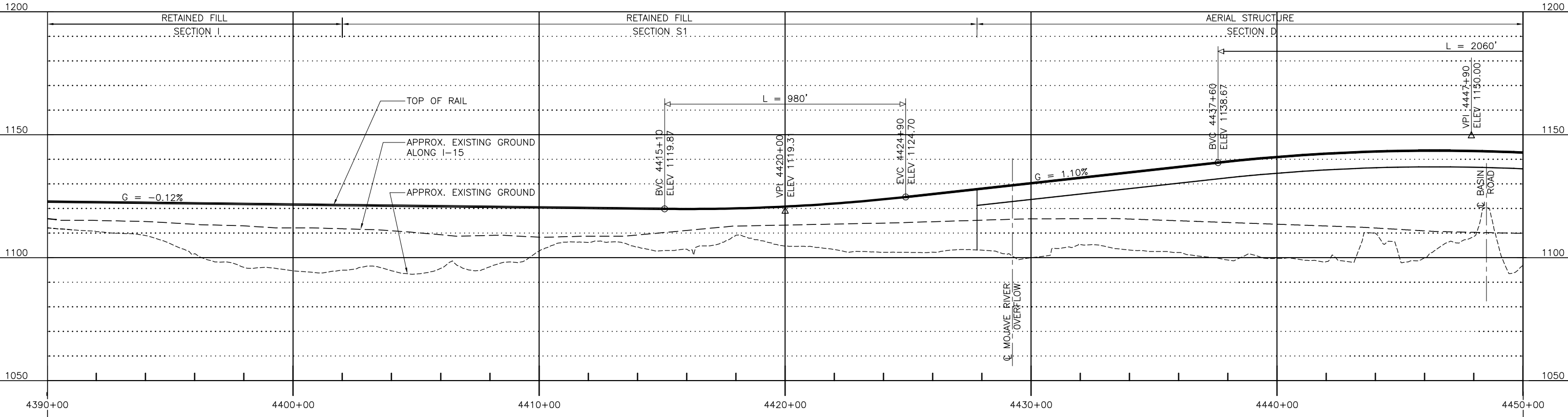
**DESERTXPRESS**  
PLAN AND PROFILE  
SEGMENT 3, ALTERNATIVE B  
STA. DX1 4330+00 TO DX1 4390+00  
SHEET 70

CADD FILENAME C161.dwg		
SIZE D	SCALE 1"=200'H; 1"=20'V	
CONTRACT NO.		
REV. D	SHEET NO. C170	PAGE NO.

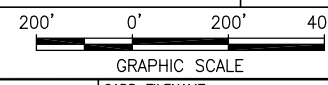




PLAN



PROFILE



d:\mwork\11 Mar 07 2011 9:50am L:\work\103156 - Desert Express\Drawings\DESIGN\DRG\C171.dwg

REV	DATE	BY	SUB	APP	DESCRIPTION
D	01MAR11				
C	19NOV10				RE-ISSUED FOR FINAL EIS PLAN SET
B	31AUG09				ISSUED FOR FINAL EIS PLAN SET
A	12AUG08				

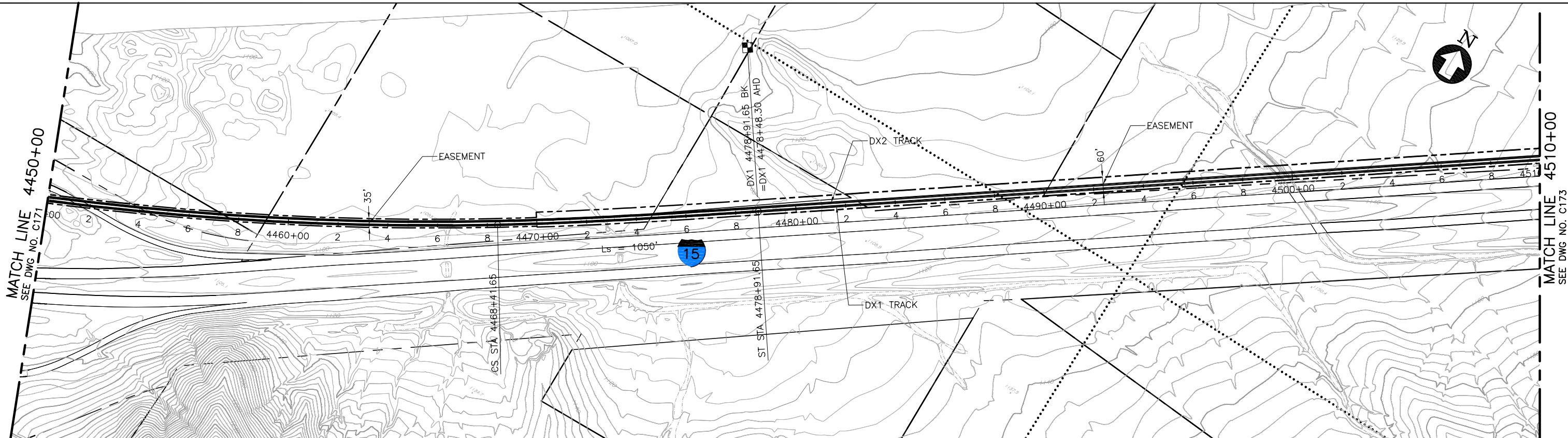
DESIGNED BY  
T. LUNA  
DRAWN BY  
T. LUNA  
CHECKED BY  
J. MAHER  
IN CHARGE  
J. MAHER  
DATE  
04JUN08

**EARTH TECH | AECOM**

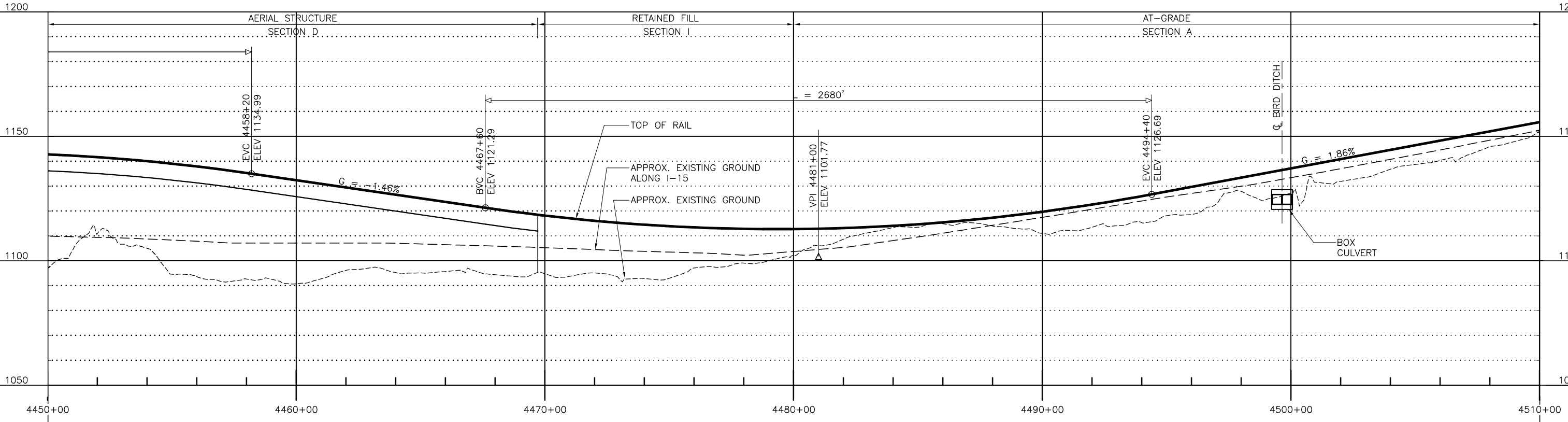
2101 Webster St., Suite 1000  
Oakland, CA 94612  
Phone: (510) 419-6000  
Fax: (510) 419-5355  
F-C-72

<b>DESERTXPRESS</b>		
PLAN AND PROFILE		
SEGMENT 3, ALTERNATIVE B		
STA. DX1 4390+00 TO DX1 4450+00		
SHEET 71		
CADD FILENAME C171.dwg	SIZE SCALE D 1"=200'H; 1"=20'V	CONTRACT NO.
REV. D	SHEET NO. C171	PAGE NO.

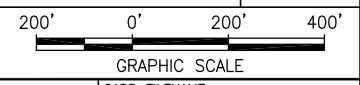




PLAN



PROFILE



d:\unc\m1 Mar 07, 2011 9:50am L:\work\103156 - Desert Express\Drawings\DESIGN\DRG\C171.dwg

REV	DATE	BY	SUB	APP	DESCRIPTION
C	01MAR11				ISSUED FOR FINAL EIS PLAN SET
B	31AUG09				
A	12AUG08				

DESIGNED BY T. LUNA
DRAWN BY T. LUNA
CHECKED BY J. MAHER
IN CHARGE J. MAHER
DATE 04JUN08

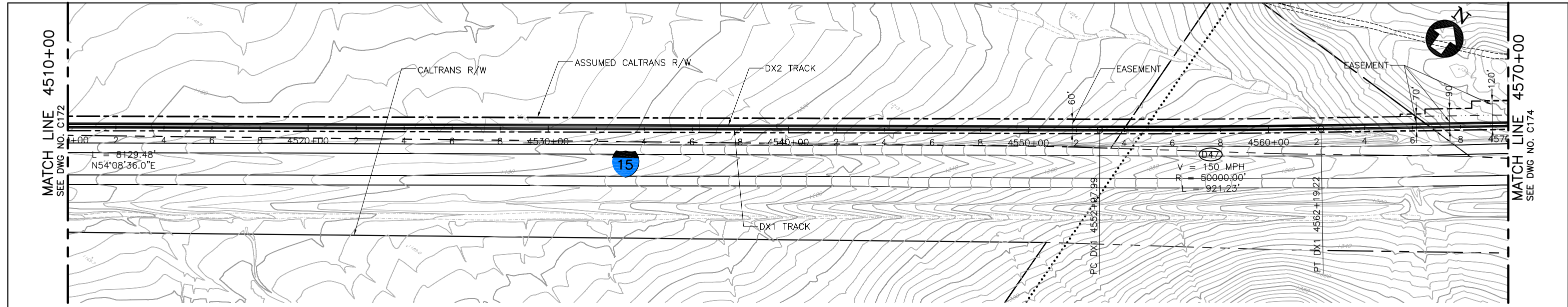
**EARTH TECH | AECOM**

2101 Webster St., Suite 1000  
Oakland, CA 94612  
Phone: (510) 419-6000  
Fax: (510) 419-5355  
F-C-73

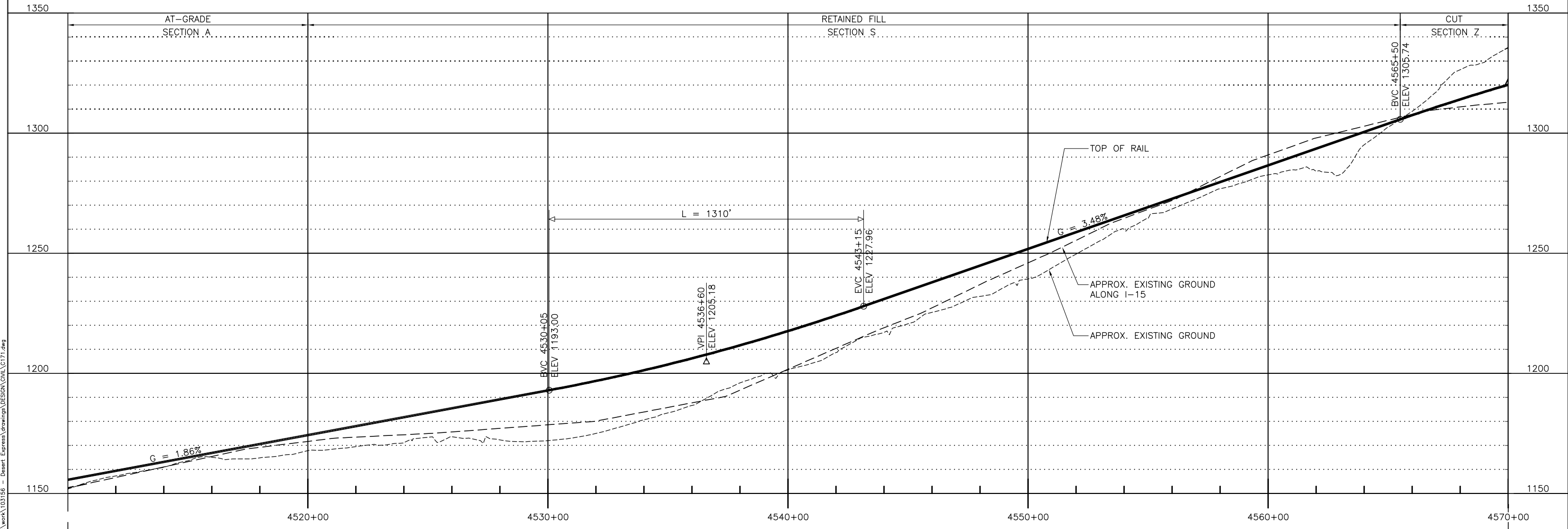
**DESERTXPRESS**

PLAN AND PROFILE  
SEGMENT 3, ALTERNATIVE B  
STA. DX1 4450+00 TO DX1 4510+00  
SHEET 72

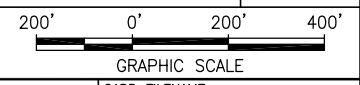
CADD FILENAME C171.dwg
SIZE SCALE D 1"=200'H; 1"=20'V
CONTRACT NO.
REV. SHEET NO. PAGE NO. C C172



PLAN



PROFILE



REV	DATE	BY	SUB	APP	DESCRIPTION
D	01MAR11				
C	30DEC09				
B	31AUG09				
A	12AUG08				

DESIGNED BY  
T. LUNA  
DRAWN BY  
T. LUNA  
CHECKED BY  
J. MAHER  
IN CHARGE  
J. MAHER  
DATE  
04JUN08

ISSUED FOR FINAL EIS PLAN SET

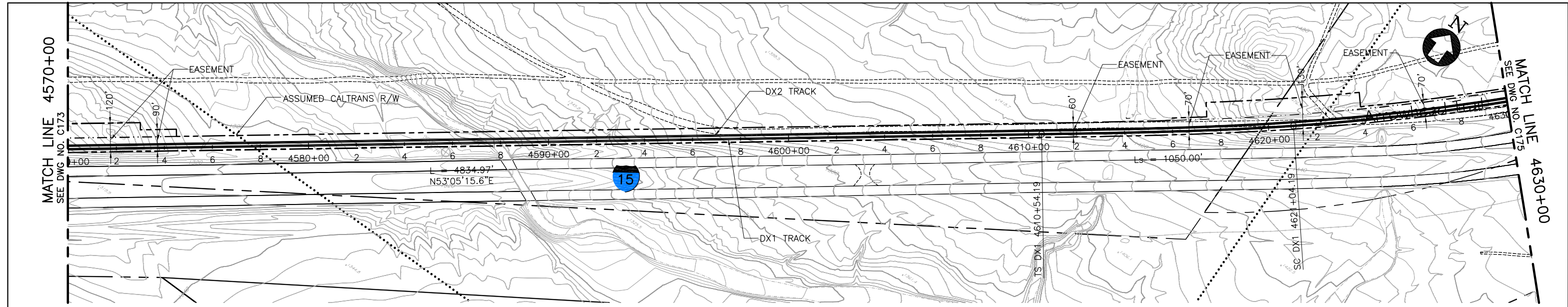
**EARTH TECH | AECOM**

2101 Webster St., Suite 1000  
Oakland, CA 94612  
Phone: (510) 419-6000  
Fax: (510) 419-5355  
F-C-74

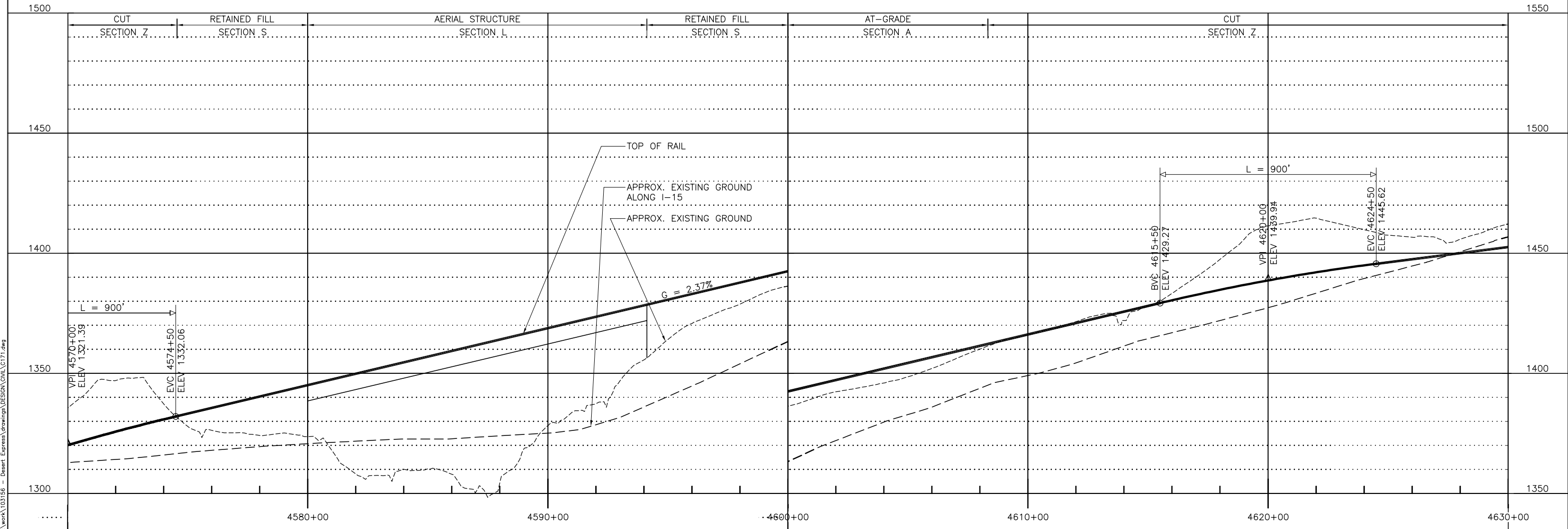
**DESERTXPRESS**  
PLAN AND PROFILE  
SEGMENT 3, ALTERNATIVE B  
STA. DX1 4510+00 TO DX1 4570+00  
SHEET 73

CADD FILENAME  
C171.dwg  
SIZE SCALE  
D 1"=200'H; 1"=20'V  
CONTRACT NO.  
REV. SHEET NO. PAGE NO.  
D C173

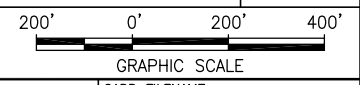
d:\functional\ Mar 07, 2011 9:51am L:\work\103156 - Desert Express\Drawings\DESIGN\DWG\C171.dwg



PLAN



PROFILE



REV	DATE	BY	SUB	APP	DESCRIPTION
D	01MAR11				
C	30DEC09				
B	31AUG09				
A	12AUG08				

DESIGNED BY  
T. LUNA  
DRAWN BY  
T. LUNA  
CHECKED BY  
J. MAHER  
IN CHARGE  
J. MAHER  
DATE  
04JUN08

ISSUED FOR FINAL EIS PLAN SET

**EARTH TECH | AECOM**

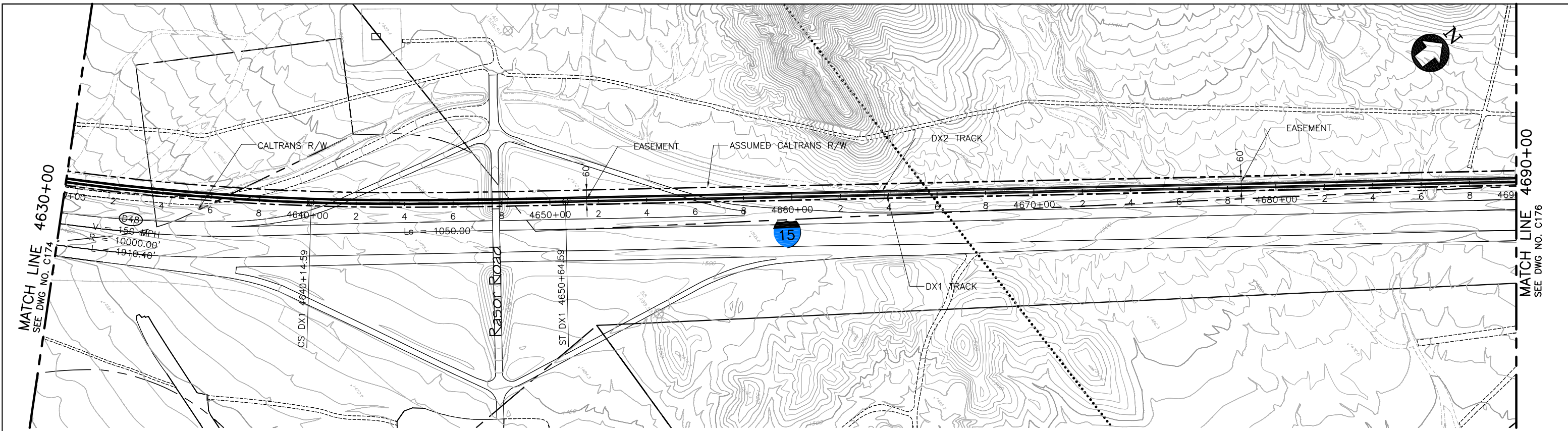
2101 Webster St., Suite 1000  
Oakland, CA 94612  
Phone: (510) 419-6000  
Fax: (510) 419-5355  
F-C-75

**DESERTXPRESS**  
PLAN AND PROFILE  
SEGMENT 3, ALTERNATIVE B  
STA. DX1 4570+00 TO DX1 4630+00  
SHEET 74

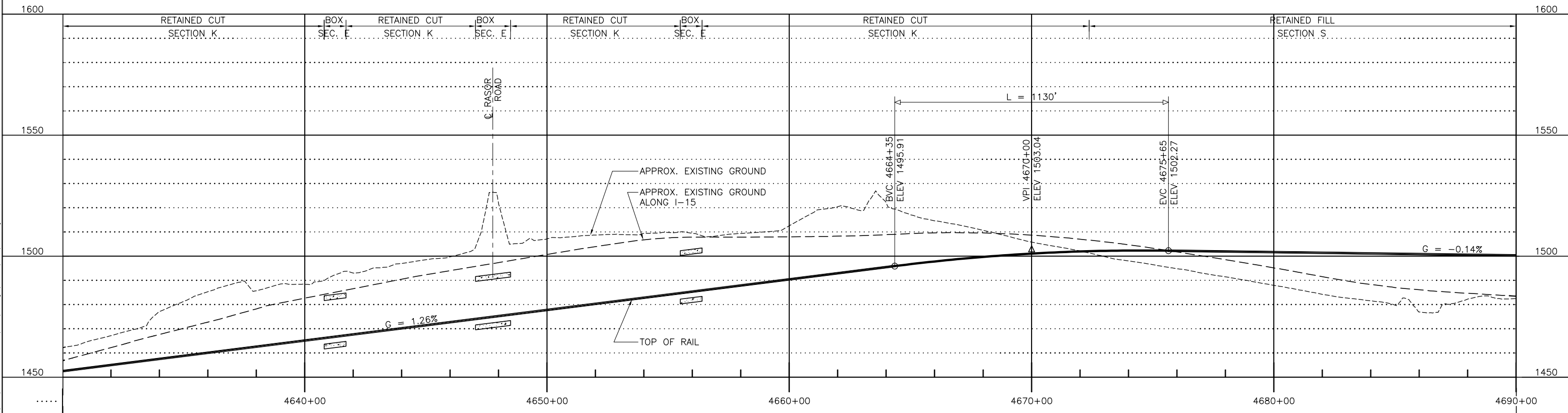
CADD FILENAME  
C171.dwg  
SIZE SCALE  
D 1"=200'H; 1"=20'V  
CONTRACT NO.  
REV. SHEET NO. PAGE NO.  
D C174 74

d:\mwork\11 Mar 07 2011 9:51am L:\work\103156 - Desert Express\Drawings\DESIGN\DWG\C171.dwg

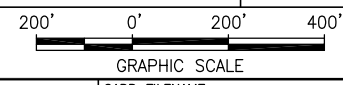




PLAN



PROFILE



REV	DATE	BY	SUB	APP	DESCRIPTION
C	01MAR11				ISSUED FOR FINAL EIS PLAN SET
B	31AUG09				
A	12AUG08				

DESIGNED BY T. LUNA
DRAWN BY T. LUNA
CHECKED BY J. MAHER
IN CHARGE J. MAHER
DATE 04JUN08

**EARTH TECH | AECOM**

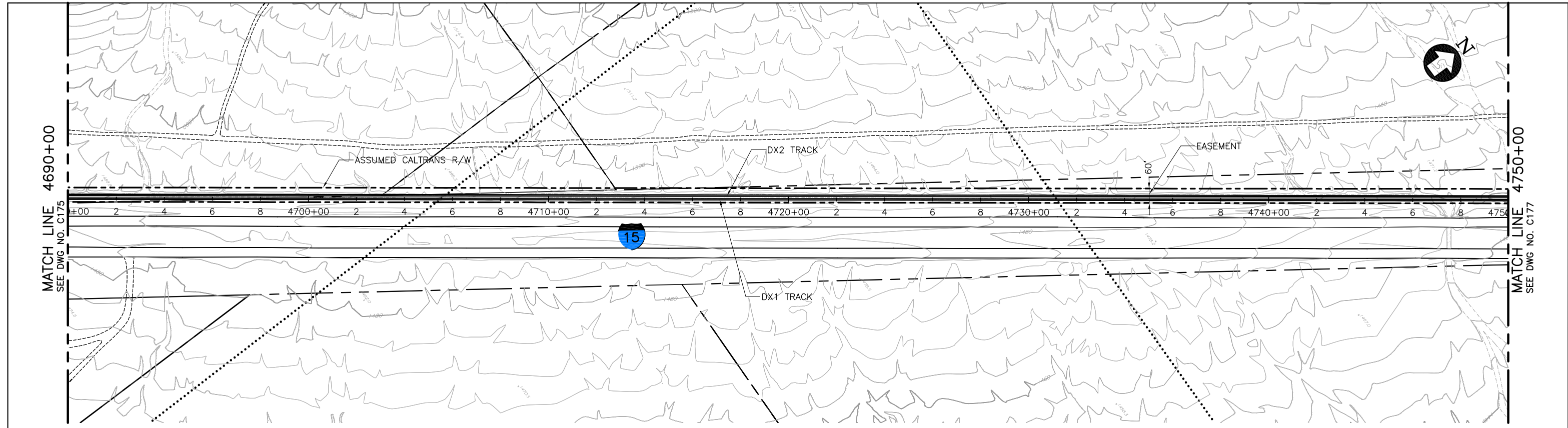
2101 Webster St., Suite 1000  
Oakland, CA 94612  
Phone: (510) 419-6000  
Fax: (510) 419-5355  
F-C-76

**DESERTXPRESS**

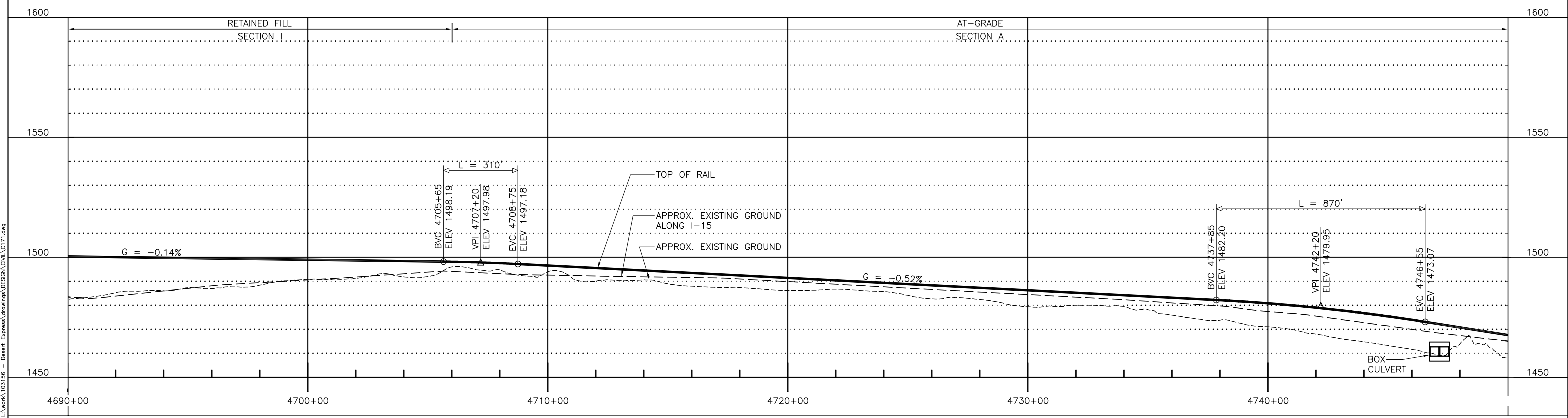
PLAN AND PROFILE  
SEGMENT 3, ALTERNATIVE B  
STA. DX1 4630+00 TO DX1 4690+00  
SHEET 75

CADD FILENAME C171.dwg
SIZE SCALE D 1"=200'H; 1"=20'V
CONTRACT NO.
REV. SHEET NO. PAGE NO. C C175 75

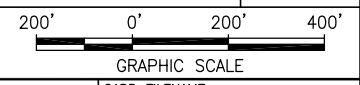
d:\hmc\m11 Mar 07, 2011 9:52am L:\work\103156 - Desert Express\Drawings\DESIGN\CHK\C171.dwg



PLAN



PROFILE



REV	DATE	BY	SUB	APP	DESCRIPTION
C	01MAR11				ISSUED FOR FINAL EIS PLAN SET
B	31AUG09				
A	12AUG08				

DESIGNED BY  
T. LUNA  
DRAWN BY  
T. LUNA  
CHECKED BY  
J. MAHER  
IN CHARGE  
J. MAHER  
DATE  
04JUN08

**EARTH TECH | AECOM**

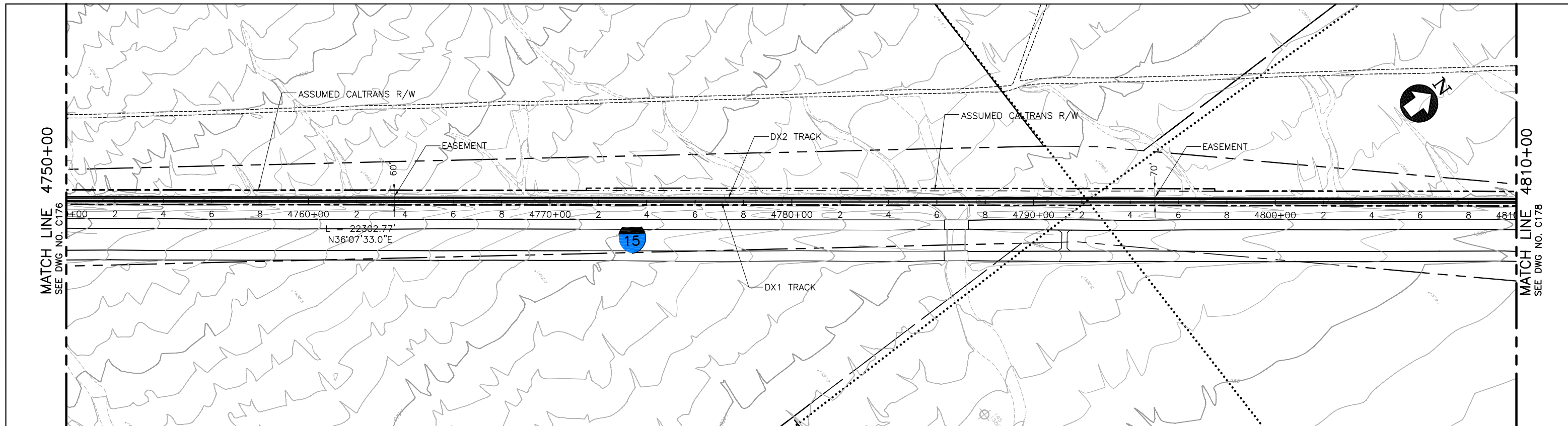
2101 Webster St., Suite 1000  
Oakland, CA 94612  
Phone: (510) 419-6000  
Fax: (510) 419-5355  
F-C-77

**DESERTXPRESS**

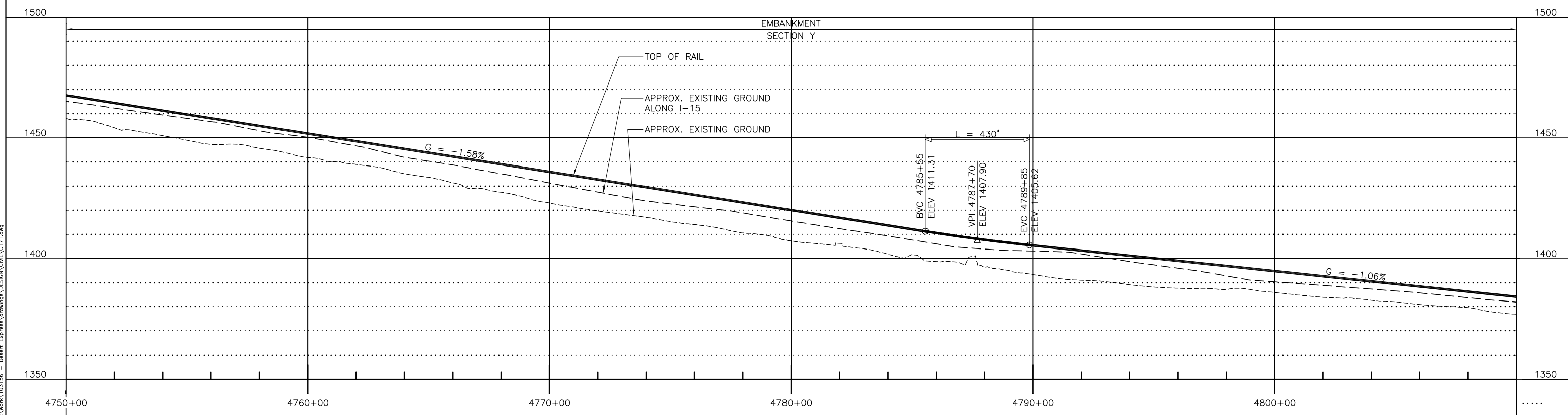
PLAN AND PROFILE  
SEGMENT 3, ALTERNATIVE B  
STA. DX1 4690+00 TO DX1 4750+00  
SHEET 76

CADD FILENAME C171.dwg		
SIZE D	SCALE 1"=200'H; 1"=20'V	
CONTRACT NO.		
REV. C	SHEET NO. C176	PAGE NO.


d:\hrc\m\11 Mar 07 2011 9:52am L:\work\103156 - Desert Express\Drawings\DESIGN\DRG\C171.dwg



PLAN



PROFILE



REV	DATE	BY	SUB	APP	DESCRIPTION
D	01MAR11				
C	30DEC09				
B	31AUG09				
A	12AUG08				

DESIGNED BY  
T. LUNA  
DRAWN BY  
T. LUNA  
CHECKED BY  
J. MAHER  
IN CHARGE  
J. MAHER  
DATE  
04JUN08

ISSUED FOR FINAL EIS PLAN SET

**EARTH TECH | AECOM**

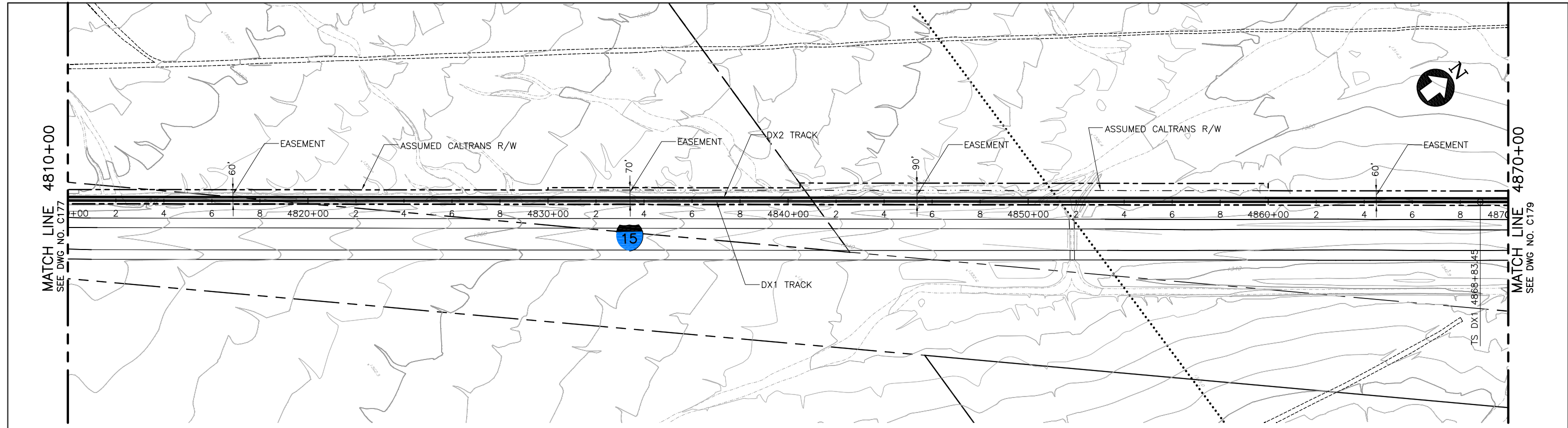
2101 Webster St., Suite 1000  
Oakland, CA 94612  
Phone: (510) 419-6000  
Fax: (510) 419-5355  
F-C-78

**DESERTXPRESS**  
PLAN AND PROFILE  
SEGMENT 3, ALTERNATIVE B  
STA. DX1 4750+00 TO DX1 4810+00  
SHEET 77

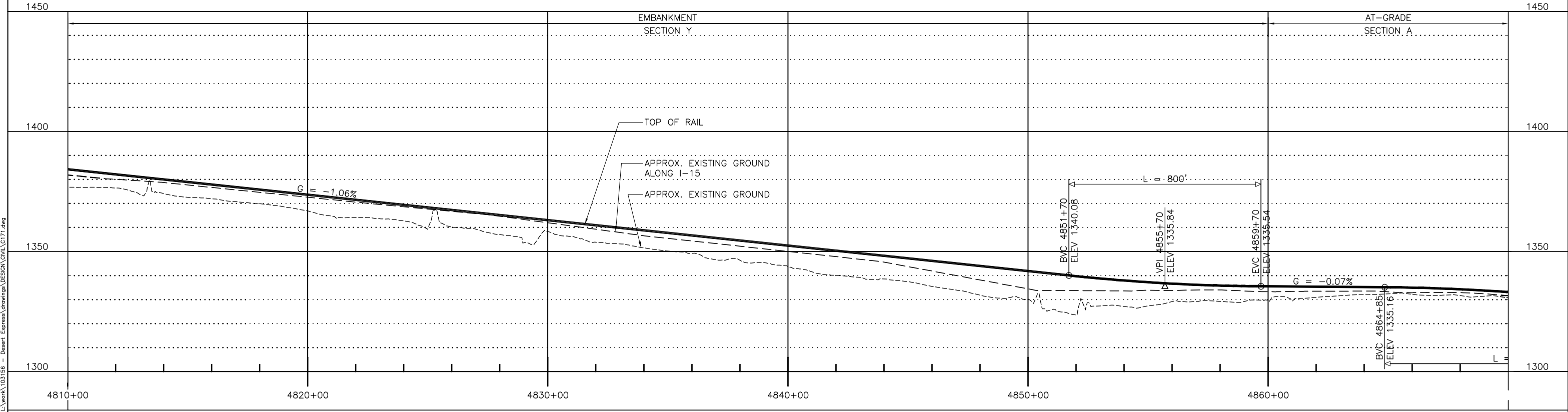
CADD FILENAME C171.dwg		
SIZE D	SCALE 1"=200'H; 1"=20'V	
CONTRACT NO.		
REV. D	SHEET NO. C177	PAGE NO.

d:\work\11 Mar 07 2011 9:52am L:\work\103156 - Desert Express\Drawings\DESIGN\DWG\C171.dwg





PLAN



PROFILE

REV	DATE	BY	SUB	APP	DESCRIPTION
D	01MAR11				ISSUED FOR FINAL EIS PLAN SET
C	30DEC09				
B	31AUG09				
A	12AUG08				

DESIGNED BY  
T. LUNA  
DRAWN BY  
T. LUNA  
CHECKED BY  
J. MAHER  
IN CHARGE  
J. MAHER  
DATE  
04JUN08

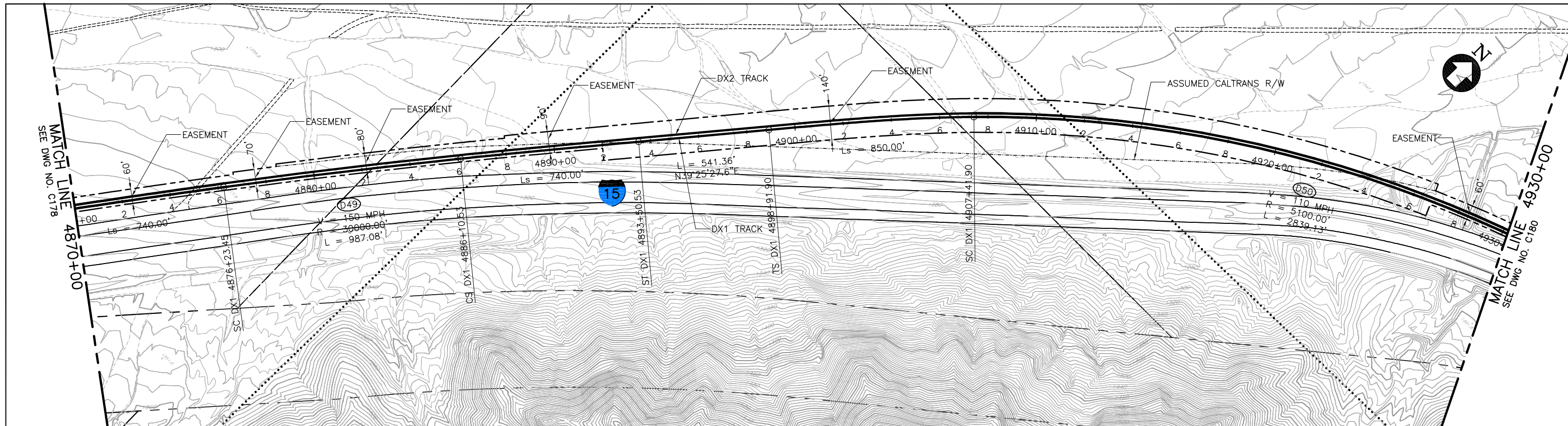
**EARTH TECH | AECOM**

2101 Webster St., Suite 1000  
Oakland, CA 94612  
Phone: (510) 419-6000  
Fax: (510) 419-5355  
F-C-79

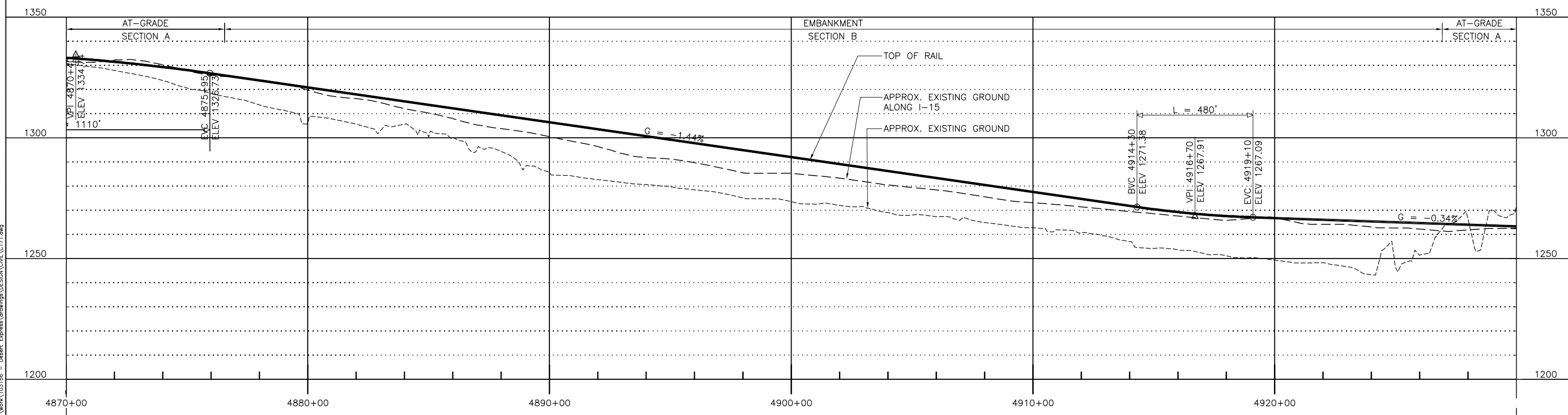
**DESERTXPRESS**  
PLAN AND PROFILE  
SEGMENT 3, ALTERNATIVE B  
STA. DX1 4810+00 TO DX1 4870+00  
SHEET 78

CADD FILENAME C171.dwg		
SIZE D	SCALE 1"=200'H; 1"=20'V	
CONTRACT NO.		
REV. D	SHEET NO. C178	PAGE NO.

d:\hmc\m11 Mar 07, 2011 9:53am L:\work\103156 - Desert Express\Drawings\DESIGN\ORA\C171.dwg



PLAN



PROFILE

REV	DATE	BY	SUB	APP	DESCRIPTION
D	01MAR11				
C	30DEC09				
B	31AUG09				
A	12AUG08				

DESIGNED BY  
T. LUNA  
DRAWN BY  
T. LUNA  
CHECKED BY  
J. MAHER  
IN CHARGE  
J. MAHER  
DATE  
04JUN08

ISSUED FOR FINAL EIS PLAN SET



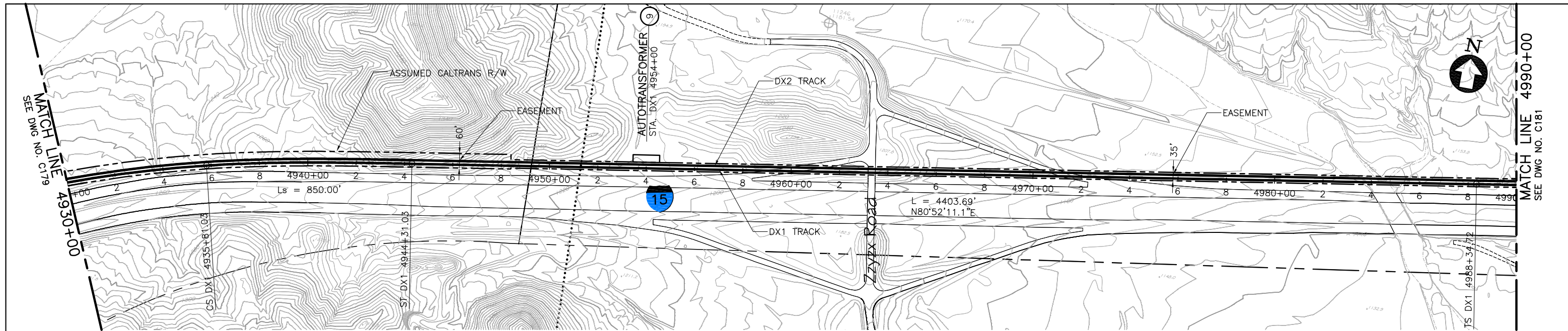
2101 Webster St., Suite 1000  
Oakland, CA 94612  
Phone: (510) 419-6000  
Fax: (510) 419-5355  
F-C-80

**DESERTXPRESS**  
PLAN AND PROFILE  
SEGMENT 3, ALTERNATIVE B  
STA. DX1 4870+00 TO DX1 4930+00  
SHEET 79

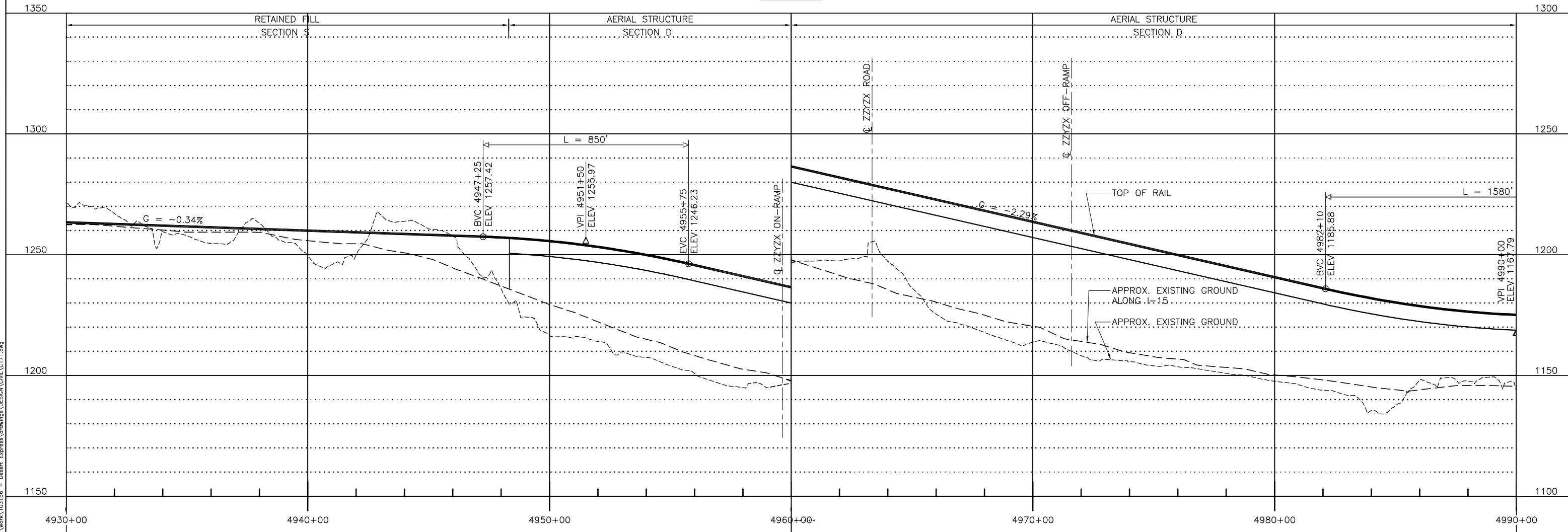
CADD FILENAME  
C171.dwg  
SIZE SCALE  
D 1"=200'H; 1"=20'V  
CONTRACT NO.  
REV. SHEET NO. PAGE NO.  
D C179

d:\mrcum1 Mar 07 2011 9:53am L:\work\103156 - Desert Express\Drawings\DESIGN\ORA\C171.dwg





PLAN



PROFILE

REV	DATE	BY	SUB	APP	DESCRIPTION
C	01MAR11				ISSUED FOR FINAL EIS PLAN SET
B	31AUG09				
A	12AUG08				

DESIGNED BY  
T. LUNA  
DRAWN BY  
T. LUNA  
CHECKED BY  
J. MAHER  
IN CHARGE  
J. MAHER  
DATE  
04JUN08

**EARTH TECH | AECOM**

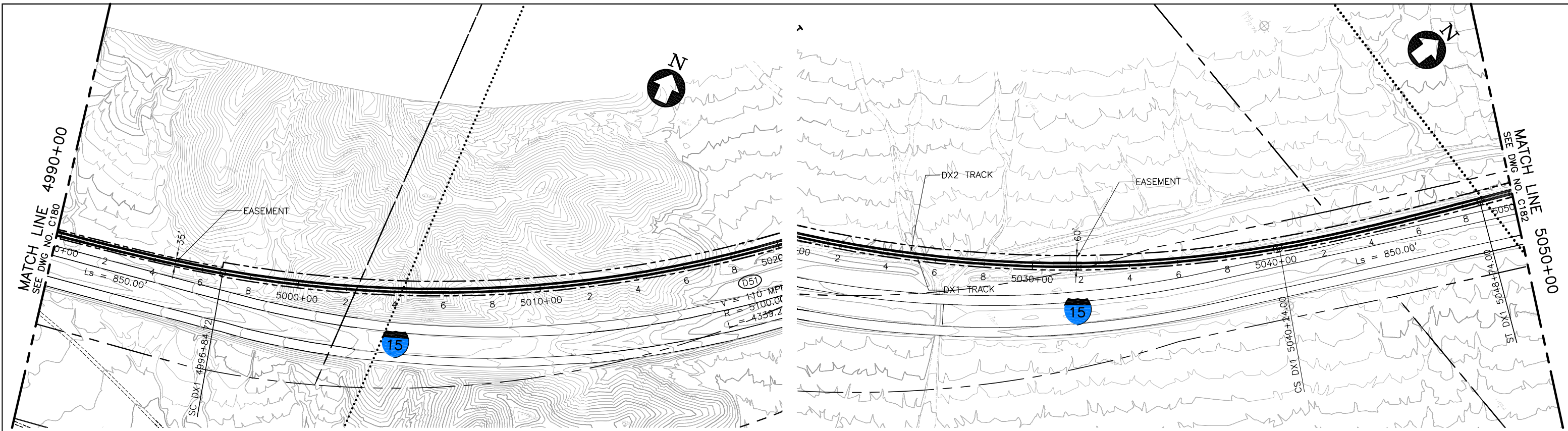
2101 Webster St., Suite 1000  
Oakland, CA 94612  
Phone: (510) 419-6000  
Fax: (510) 419-5355  
F-C-81

**DESERTXPRESS**  
PLAN AND PROFILE  
SEGMENT 3, ALTERNATIVE B  
STA. DX1 4930+00 TO DX1 4990+00  
SHEET 80

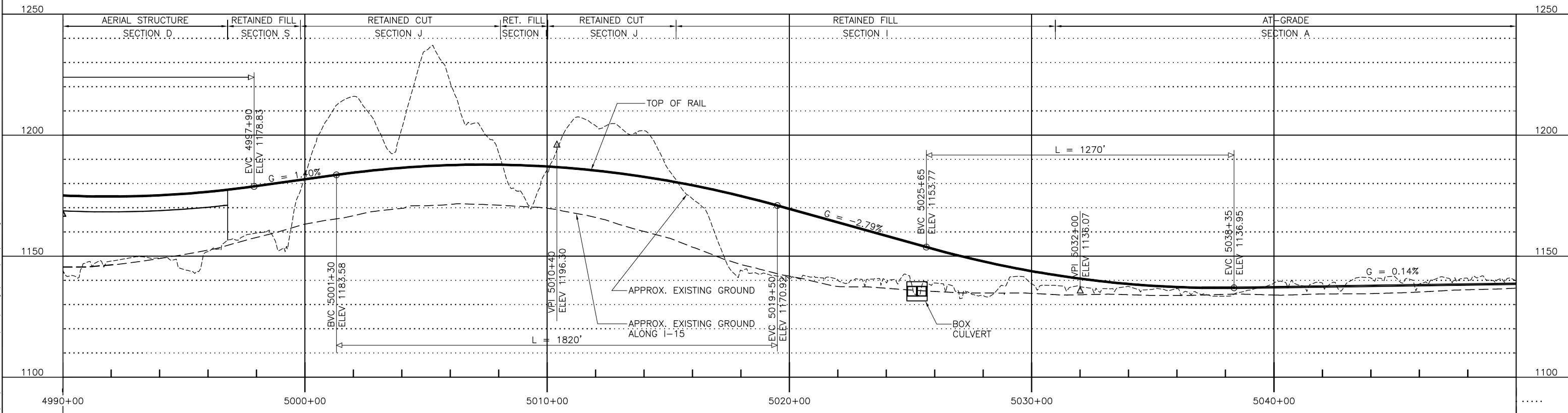
CADD FILENAME  
C171.dwg  
SIZE SCALE  
D 1"=200'H; 1"=20'V  
CONTRACT NO.  
REV. SHEET NO. PAGE NO.  
C C180 80

d:\mwork\11 Mar 07 2011 9:53am L:\work\103156 - Desert Express\Drawings\DESIGN\DRG\C171.dwg

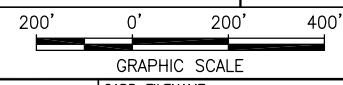




PLAN



PROFILE



REV	DATE	BY	SUB	APP	DESCRIPTION
C	01MAR11				ISSUED FOR FINAL EIS PLAN SET
B	31AUG09				
A	12AUG08				

DESIGNED BY  
T. LUNA  
DRAWN BY  
T. LUNA  
CHECKED BY  
J. MAHER  
IN CHARGE  
J. MAHER  
DATE  
04JUN08

**EARTH TECH | AECOM**

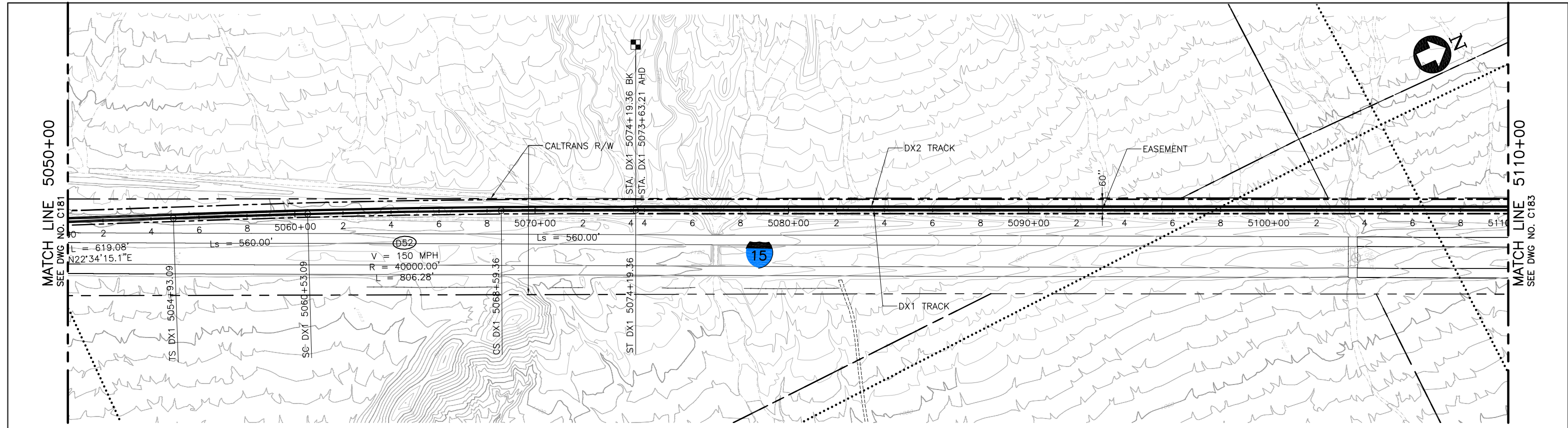
2101 Webster St., Suite 1000  
Oakland, CA 94612  
Phone: (510) 419-6000  
Fax: (510) 419-5355  
F-C-82

**DESERTXPRESS**

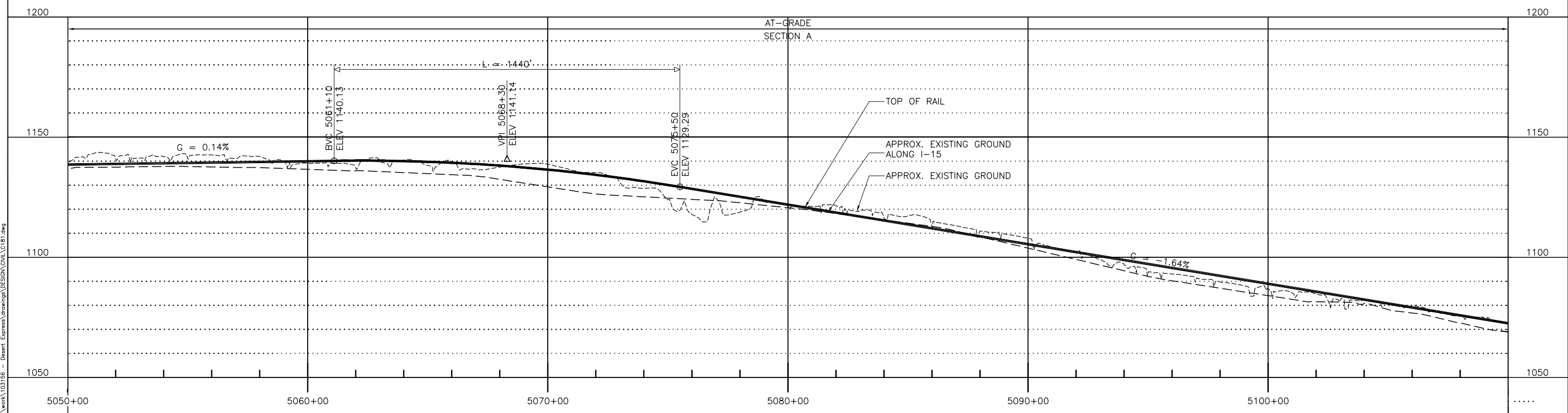
PLAN AND PROFILE  
SEGMENT 3, ALTERNATIVE B  
STA. DX1 4990+00 TO DX1 5050+00  
SHEET 81

CADD FILENAME C181.dwg		
SIZE D	SCALE 1"=200'H; 1"=20'V	CONTRACT NO.
REV. C	SHEET NO. C181	PAGE NO.

d:\functional\ Mar 07, 2011 - 9:55am L:\work\103156 - Desert Express\Drawings\DESIGN\CHK\_C181.dwg



PLAN



PROFILE

REV	DATE	BY	SUB	APP	DESCRIPTION
C	01MAR11				ISSUED FOR FINAL EIS PLAN SET
B	31AUG09				
A	12AUG08				

DESIGNED BY  
T. LUNA  
DRAWN BY  
T. LUNA  
CHECKED BY  
J. MAHER  
IN CHARGE  
J. MAHER  
DATE  
19MAY08

**EARTH TECH | AECOM**

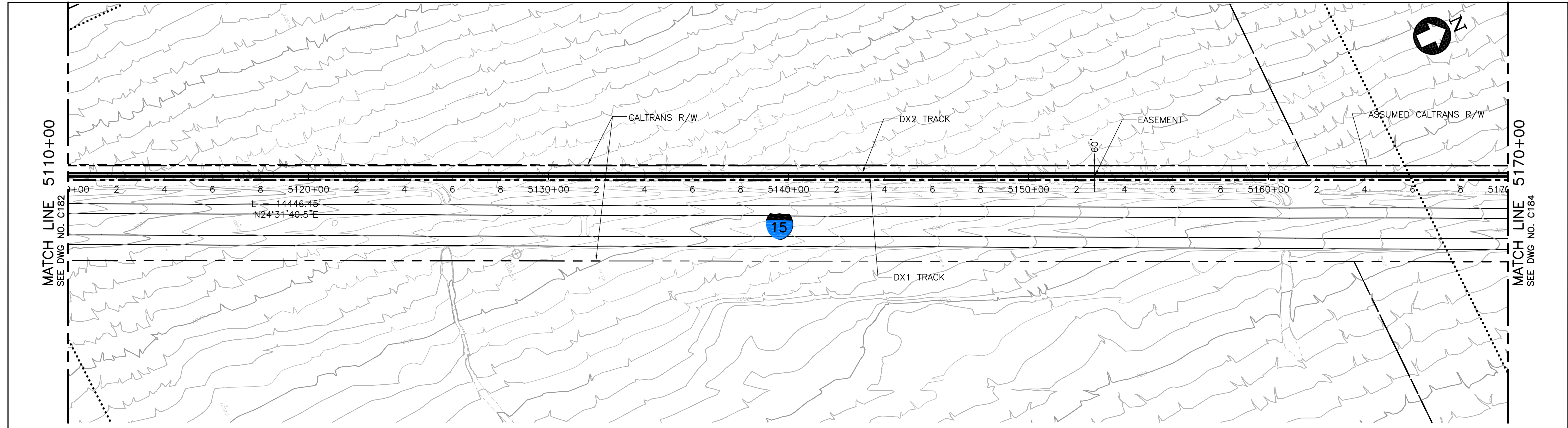
2101 Webster St., Suite 1000  
Oakland, CA 94612  
Phone: (510) 419-6000  
Fax: (510) 419-3355  
F-C-83

**DESERTXPRESS**  
PLAN AND PROFILE  
SEGMENT 3, ALTERNATIVE B  
STA. DX1 5050+00 TO DX1 5110+00  
SHEET 82

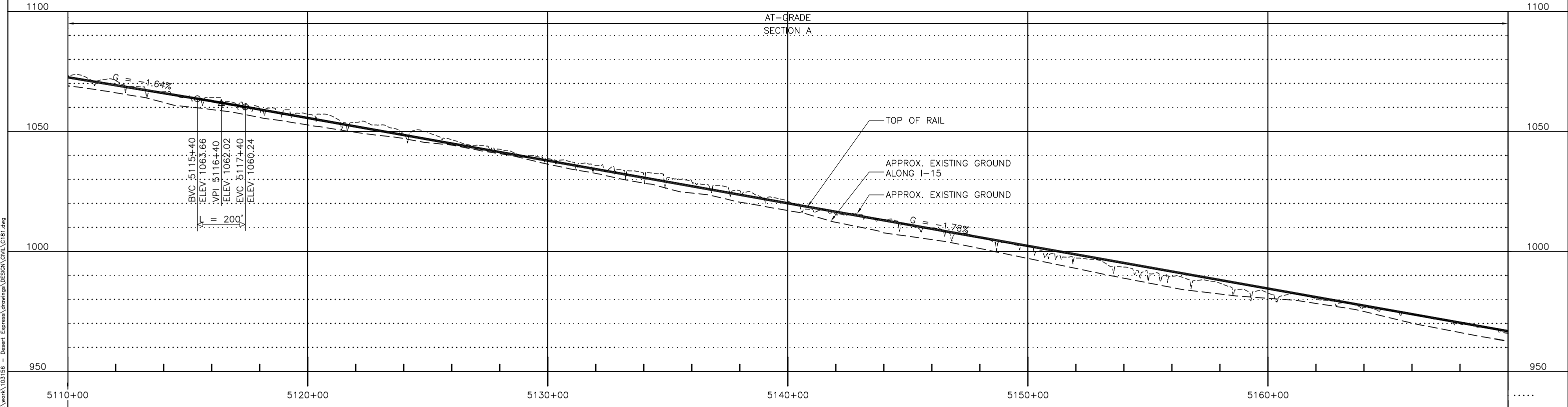
CADD FILENAME C181.dwg		
SIZE D	SCALE 1"=200'H; 1"=20'V	
CONTRACT NO.		
REV. C	SHEET NO. C182	PAGE NO.

d:\mwork\11 Mar 07 2011 - 9:55am L:\work\103156 - Desert Express\Drawings\DESIGN\CAD\C181.dwg

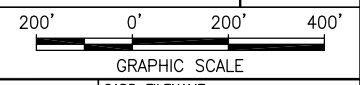




PLAN



PROFILE



REV	DATE	BY	SUB	APP	DESCRIPTION
C	01MAR11				ISSUED FOR FINAL EIS PLAN SET
B	31AUG09				
A	12AUG08				

DESIGNED BY  
T. LUNA  
DRAWN BY  
T. LUNA  
CHECKED BY  
J. MAHER  
IN CHARGE  
J. MAHER  
DATE  
19MAY08

**EARTH TECH | AECOM**

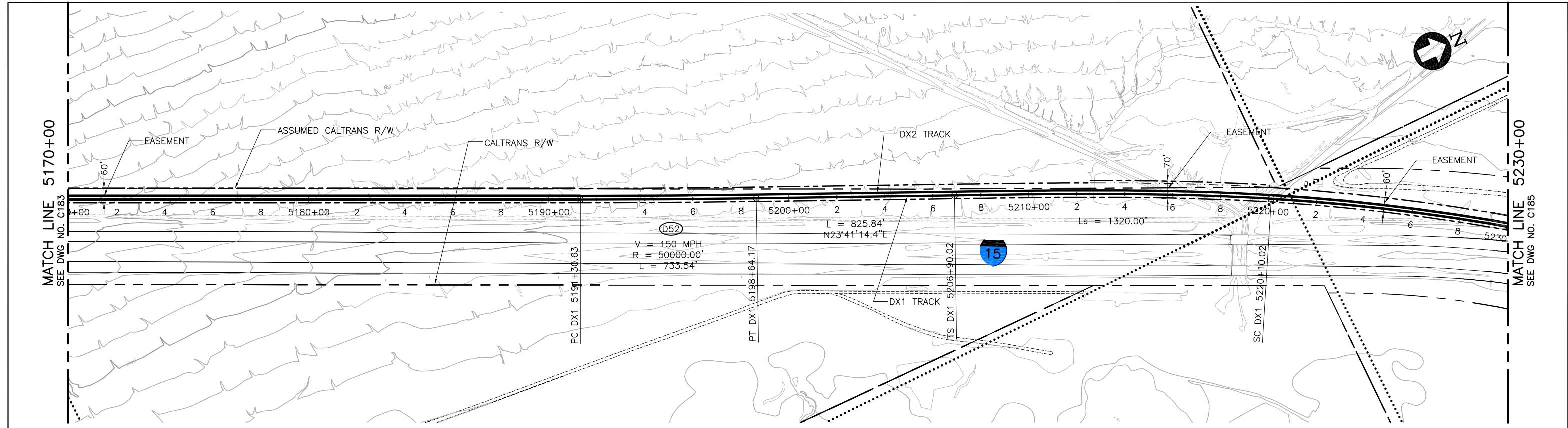
2101 Webster St., Suite 1000  
Oakland, CA 94612  
Phone: (510) 419-6000  
Fax: (510) 419-5355  
F-C-84

**DESERTXPRESS**  
PLAN AND PROFILE  
SEGMENT 3, ALTERNATIVE B  
STA. DX1 5110+00 TO DX1 5170+00  
SHEET 83

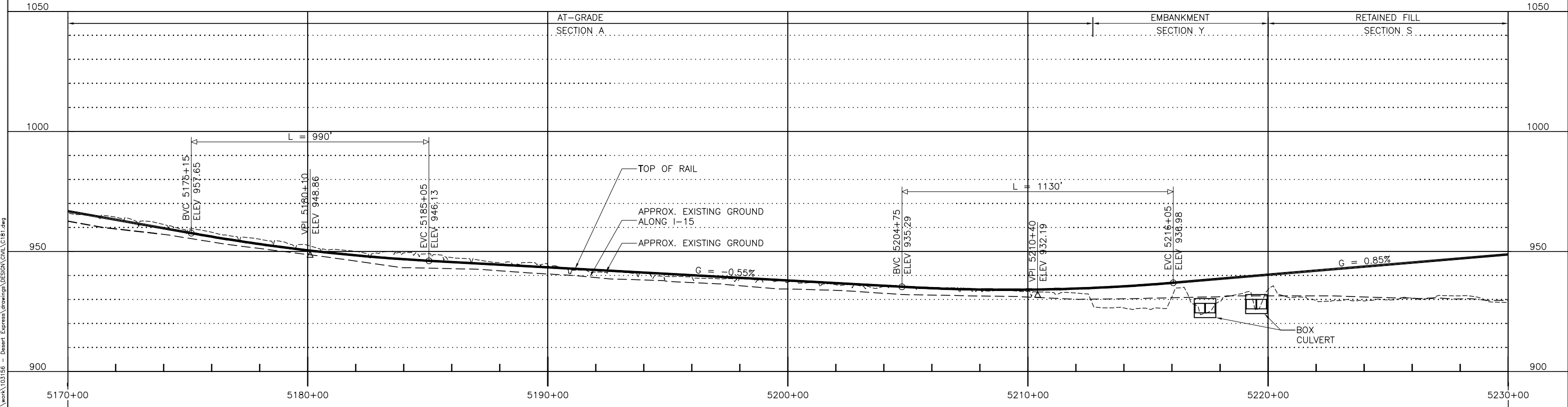
CADD FILENAME C181.dwg		
SIZE D	SCALE 1"=200'H; 1"=20'V	
CONTRACT NO.		
REV. C	SHEET NO. C183	PAGE NO.

d:\work\11 Mar 07 2011 - 9:56am L:\work\103156 - Desert Express\Drawings\DESIGN\DWG\C181.dwg

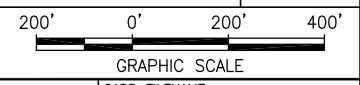




PLAN



PROFILE



REV	DATE	BY	SUB	APP	DESCRIPTION
D	01MAR11				
C	30DEC09				
B	31AUG09				
A	12AUG08				

DESIGNED BY  
T. LUNA  
DRAWN BY  
T. LUNA  
CHECKED BY  
J. MAHER  
IN CHARGE  
J. MAHER  
DATE  
19MAY08

ISSUED FOR FINAL EIS PLAN SET

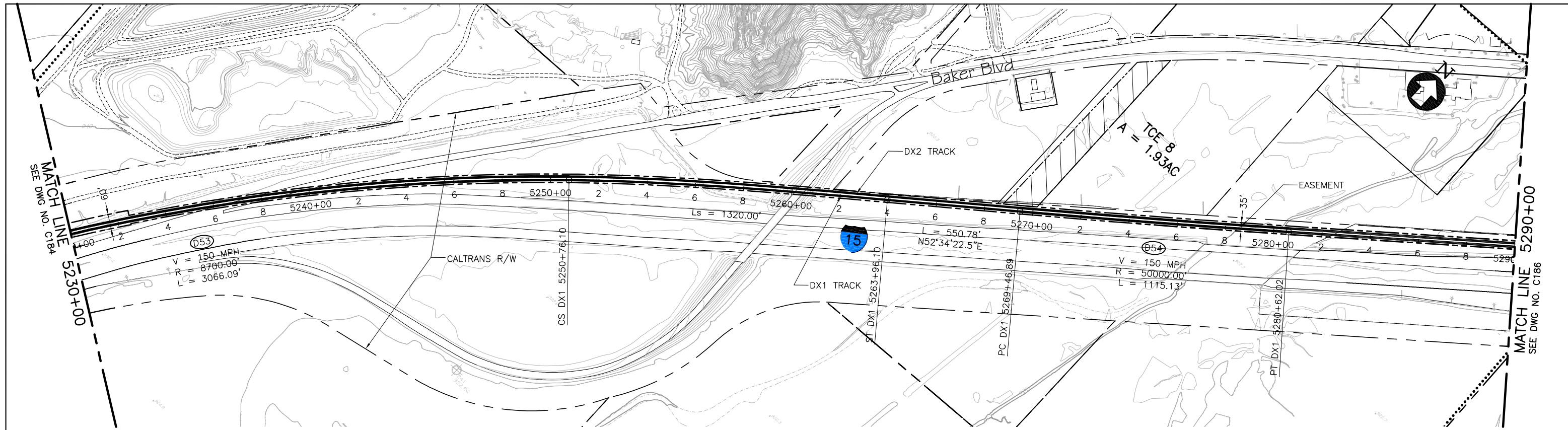
**EARTH TECH | AECOM**

2101 Webster St., Suite 1000  
Oakland, CA 94612  
Phone: (510) 419-6000  
Fax: (510) 419-5355  
F-C-85

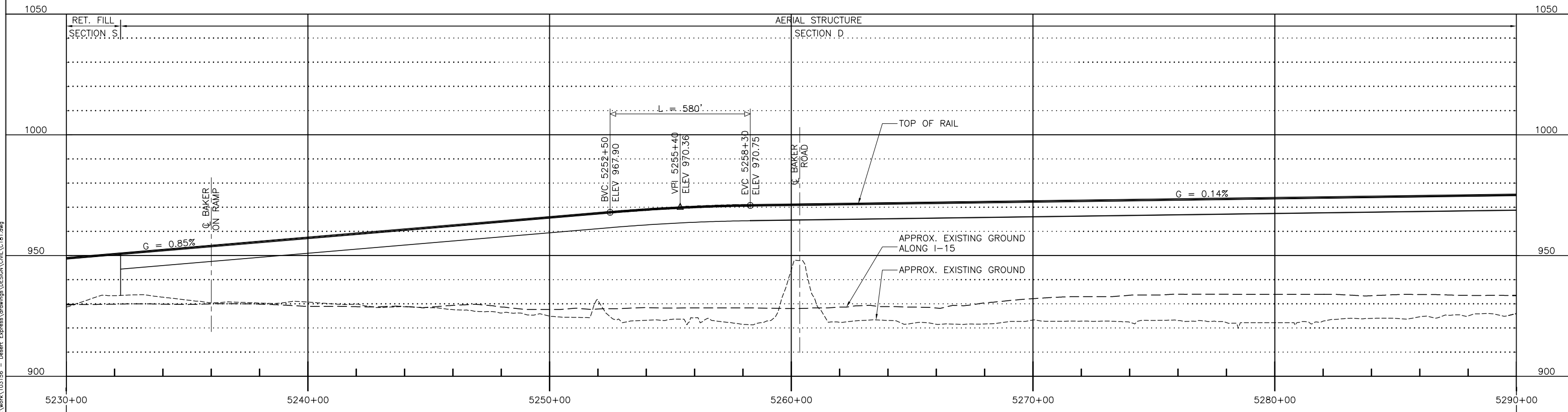
**DESERTXPRESS**  
PLAN AND PROFILE  
SEGMENT 3, ALTERNATIVE B  
STA. DX1 5170+00 TO DX1 5230+00  
SHEET 84

CADD FILENAME  
C181.dwg  
SIZE SCALE  
D 1"=200'H; 1"=20'V  
CONTRACT NO.  
REV. SHEET NO. PAGE NO.  
D C184

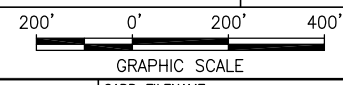
d:\function1 Mar 07 2011 9:56am L:\work\103156 - Desert Express\Drawings\DESIGN\DWG\C181.dwg



PLAN



PROFILE



REV	DATE	BY	SUB	APP	DESCRIPTION
D	01MAR11				RE-ISSUED FOR FINAL EIS PLAN SET
C	19NOV10				ISSUED FOR FINAL EIS PLAN SET
B	31AUG09				
A	12AUG08				

DESIGNED BY  
T. LUNA  
DRAWN BY  
T. LUNA  
CHECKED BY  
J. MAHER  
IN CHARGE  
J. MAHER  
DATE  
19MAY08

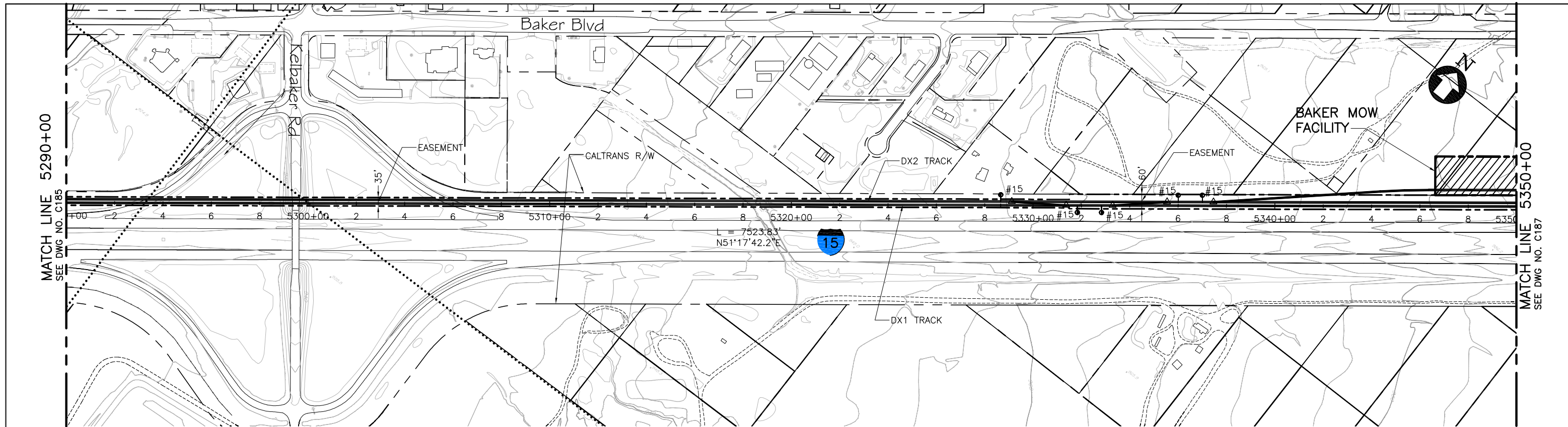
**EARTH TECH | AECOM**

2101 Webster St., Suite 1000  
Oakland, CA 94612  
Phone: (510) 419-6000  
Fax: (510) 419-5355  
F-C-86

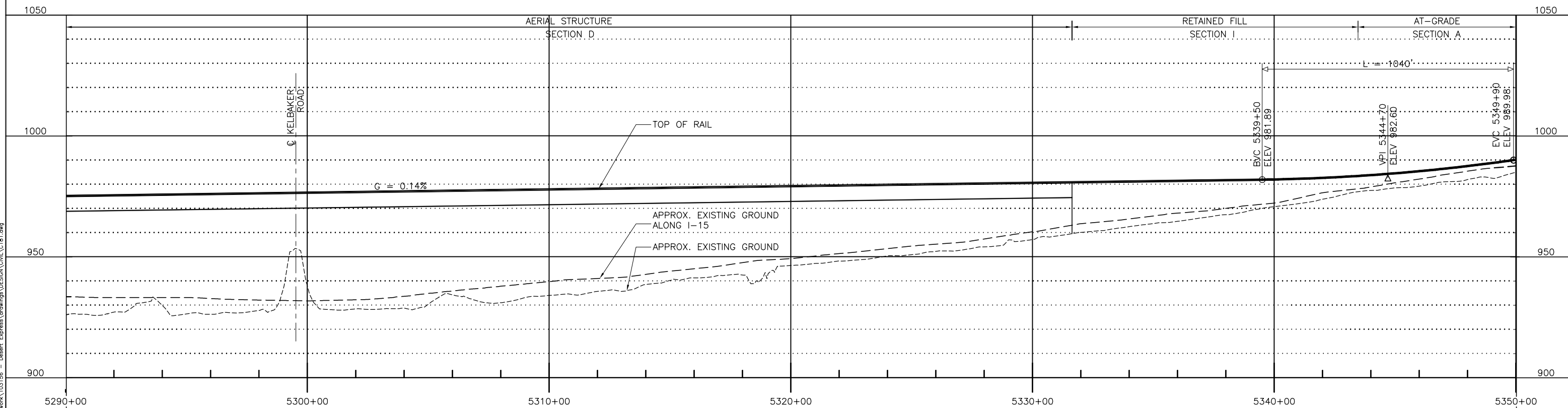
**DESERTXPRESS**  
PLAN AND PROFILE  
SEGMENT 3, ALTERNATIVE B  
STA. DX1 5230+00 TO DX1 5290+00  
SHEET 85

CADD FILENAME  
C181.dwg  
SIZE SCALE  
D 1"=200'H; 1"=20'V  
CONTRACT NO.  
REV. SHEET NO. PAGE NO.  
D C185 85

d:\work\11 Mar 07 2011 9:56am L:\work\103156 - Desert Express\Drawings\DESIGN\CAD\C181.dwg



PLAN



PROFILE

REV	DATE	BY	SUB	APP	DESCRIPTION
C	01MAR11				ISSUED FOR FINAL EIS PLAN SET
B	31AUG09				
A	12AUG08				

DESIGNED BY T. LUNA
DRAWN BY T. LUNA
CHECKED BY J. MAHER
IN CHARGE J. MAHER
DATE 19MAY08

**EARTH TECH | AECOM**

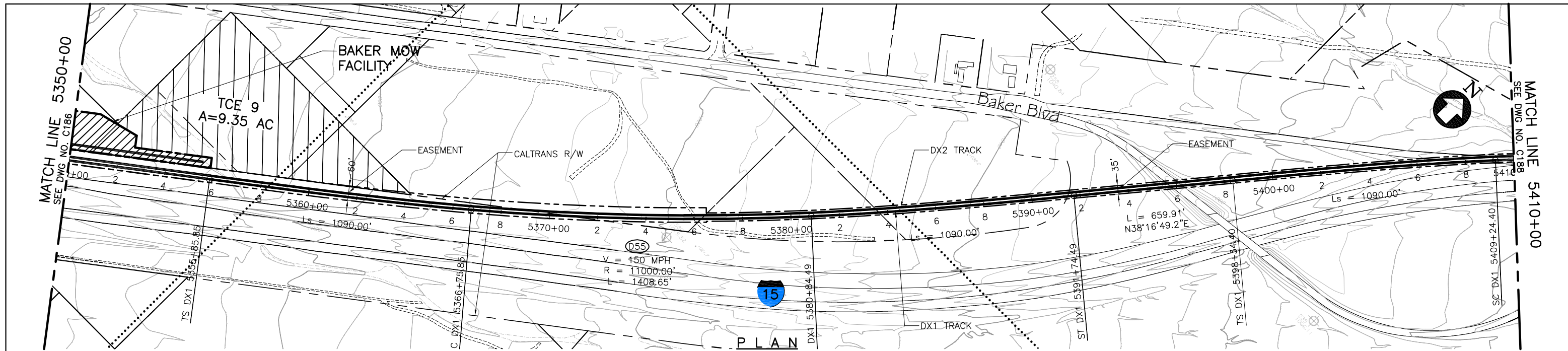
2101 Webster St., Suite 1000  
Oakland, CA 94612  
Phone: (510) 419-6000  
Fax: (510) 419-5355  
F-C-87

**DESERTXPRESS**  
PLAN AND PROFILE  
SEGMENT 3, ALTERNATIVE B  
STA. DX1 5290+00 TO DX1 5350+00  
SHEET 86

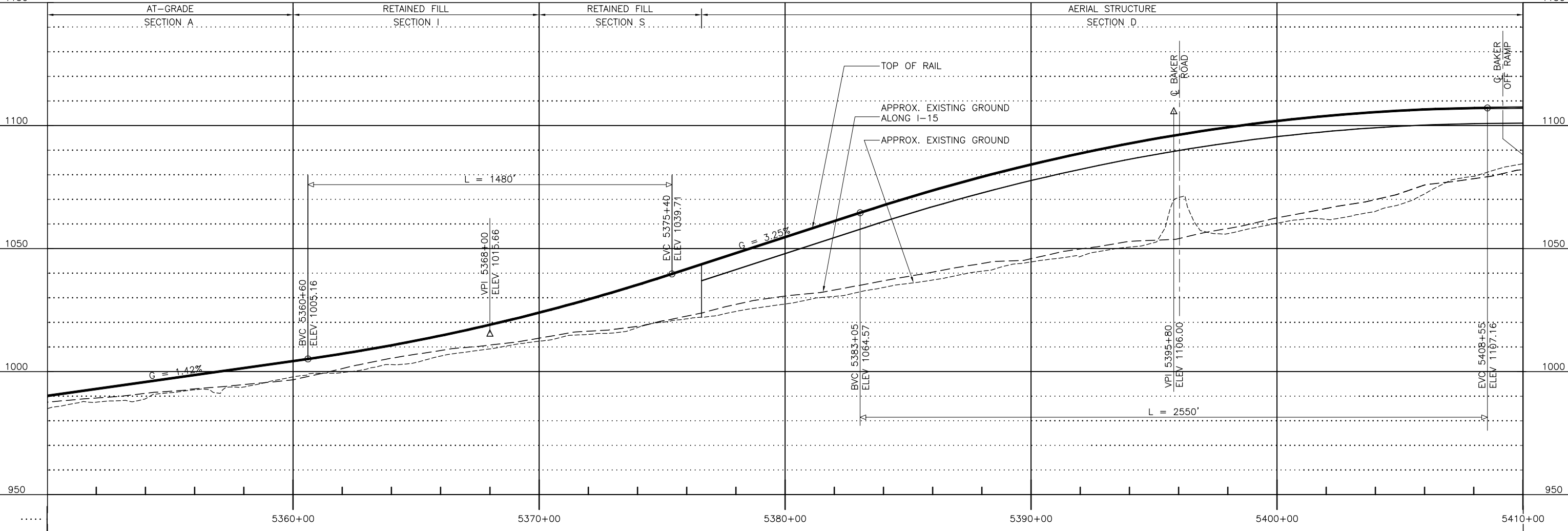
CADD FILENAME C181.dwg		
SIZE D	SCALE 1"=200'H; 1"=20'V	
CONTRACT NO.		
REV. C	SHEET NO. C186	PAGE NO.

d:\hmc\m11 Mar 07, 2011 - 9:56am L:\work\103156 - Desert Express\Drawings\DESIGN\DWG\C181.dwg

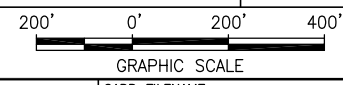




1150 1150



PROFILE



d:\functional\ Mar 07, 2011 9:57am L:\work\103156 - Desert Express\Drawings\DESIGN\CAD\C181.dwg

REV	DATE	BY	SUB	APP	DESCRIPTION
C	01MAR11				ISSUED FOR FINAL EIS PLAN SET
B	31AUG09				
A	12AUG08				

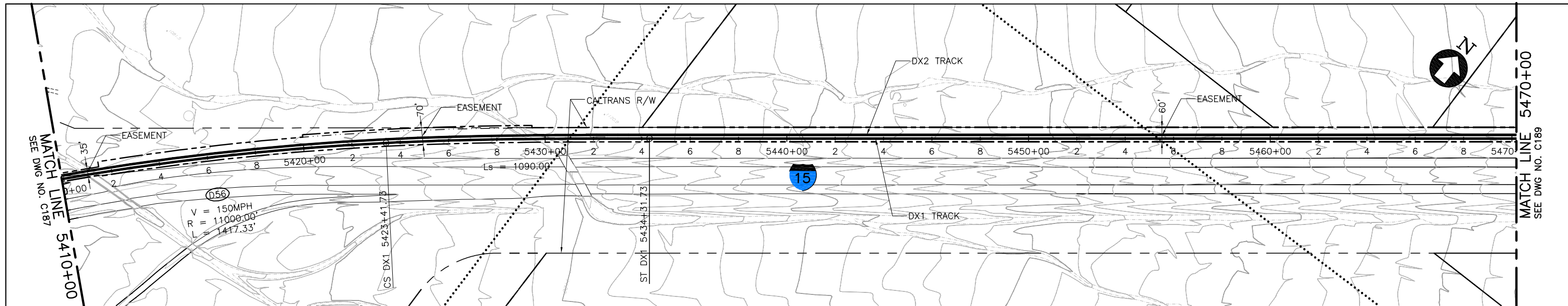
DESIGNED BY  
T. LUNA  
DRAWN BY  
T. LUNA  
CHECKED BY  
J. MAHER  
IN CHARGE  
J. MAHER  
DATE  
19MAY08

**EARTH TECH | AECOM**

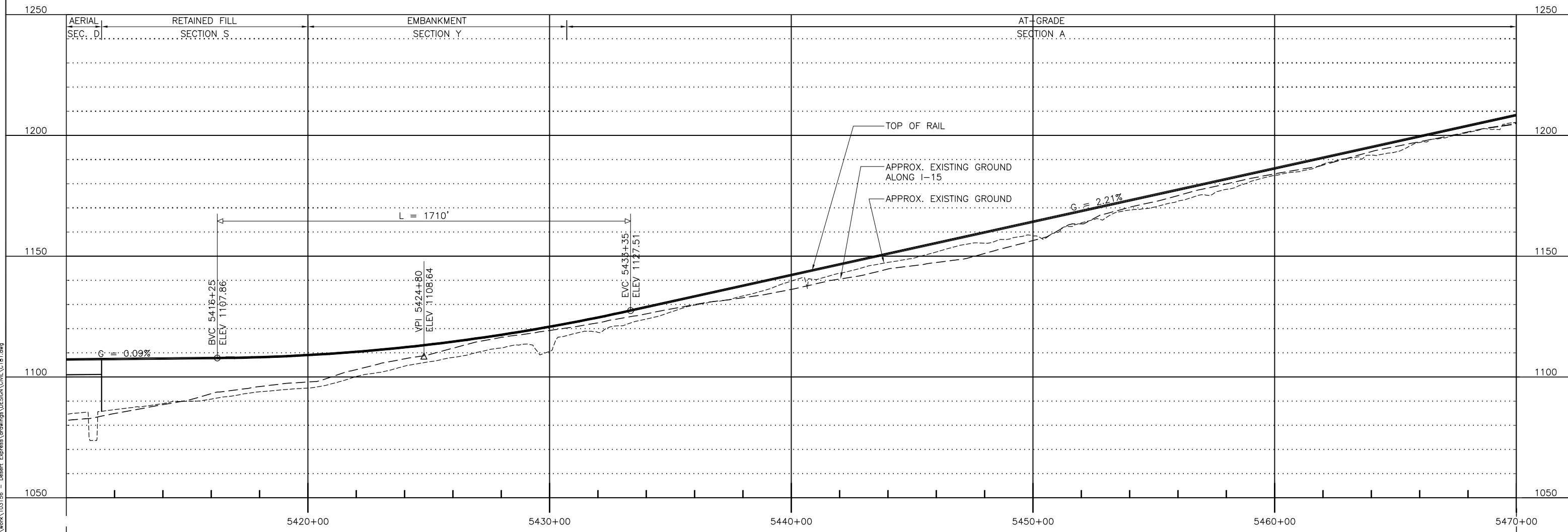
2101 Webster St., Suite 1000  
Oakland, CA 94612  
Phone: (510) 419-6000  
Fax: (510) 419-5355  
F-C-88

**DESERTXPRESS**  
PLAN AND PROFILE  
SEGMENT 3, ALTERNATIVE B  
STA. DX1 5350+00 TO DX1 5410+00  
SHEET 87

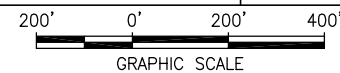
CADD FILENAME C181.dwg		
SIZE D	SCALE 1"=200'H; 1"=20'V	
CONTRACT NO.		
REV. C	SHEET NO. C187	PAGE NO.



PLAN



PROFILE



REV	DATE	BY	SUB	APP	DESCRIPTION
D	01MAR11				ISSUED FOR FINAL EIS PLAN SET
C	30DEC09				
B	31AUG09				
A	12AUG08				

DESIGNED BY  
T. LUNA  
DRAWN BY  
T. LUNA  
CHECKED BY  
J. MAHER  
IN CHARGE  
J. MAHER  
DATE  
19MAY08

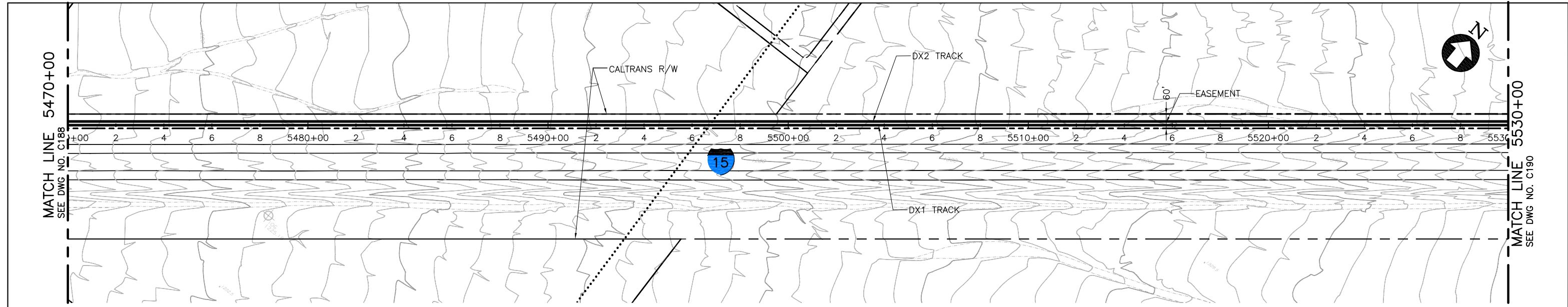
**EARTH TECH | AECOM**

2101 Webster St., Suite 1000  
Oakland, CA 94612  
Phone: (510) 419-6000  
Fax: (510) 419-5355  
F-C-89

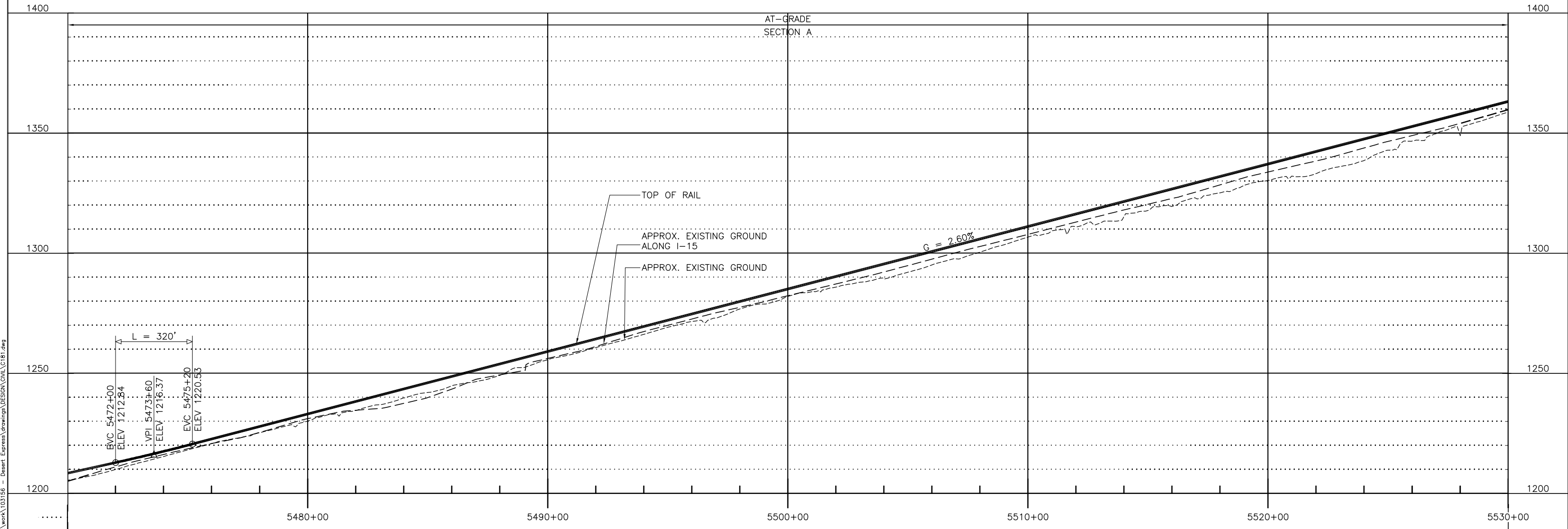
**DESERTXPRESS**  
PLAN AND PROFILE  
SEGMENT 3, ALTERNATIVE B  
STA. DX1 5410+00 TO DX1 5470+00  
SHEET 88

CADD FILENAME C181.dwg		
SIZE D	SCALE 1"=200'H; 1"=20'V	CONTRACT NO.
REV. D	SHEET NO. C188	PAGE NO.

d:\functional\ Mar 07, 2011 - 9:57am L:\work\103156 - Desert Express\Drawings\DESIGN\DWG\C181.dwg



**PLAN**



**PROFILE**

REV	DATE	BY	SUB	APP	DESCRIPTION
C	01MAR11				ISSUED FOR FINAL EIS PLAN SET
B	31AUG09				
A	12AUG08				

DESIGNED BY  
T. LUNA  
DRAWN BY  
T. LUNA  
CHECKED BY  
J. MAHER  
IN CHARGE  
J. MAHER  
DATE  
19MAY08

**EARTH TECH | AECOM**

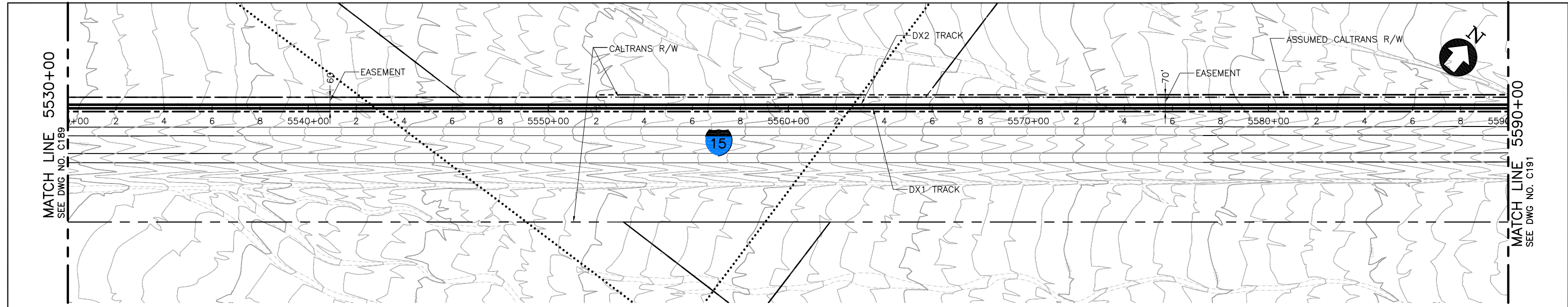
2101 Webster St., Suite 1000  
Oakland, CA 94612  
Phone: (510) 419-6000  
Fax: (510) 419-5355  
F-C-90

**DESERTXPRESS**  
PLAN AND PROFILE  
SEGMENT 3, ALTERNATIVE B  
STA. DX1 5470+00 TO DX1 5530+00  
SHEET 89

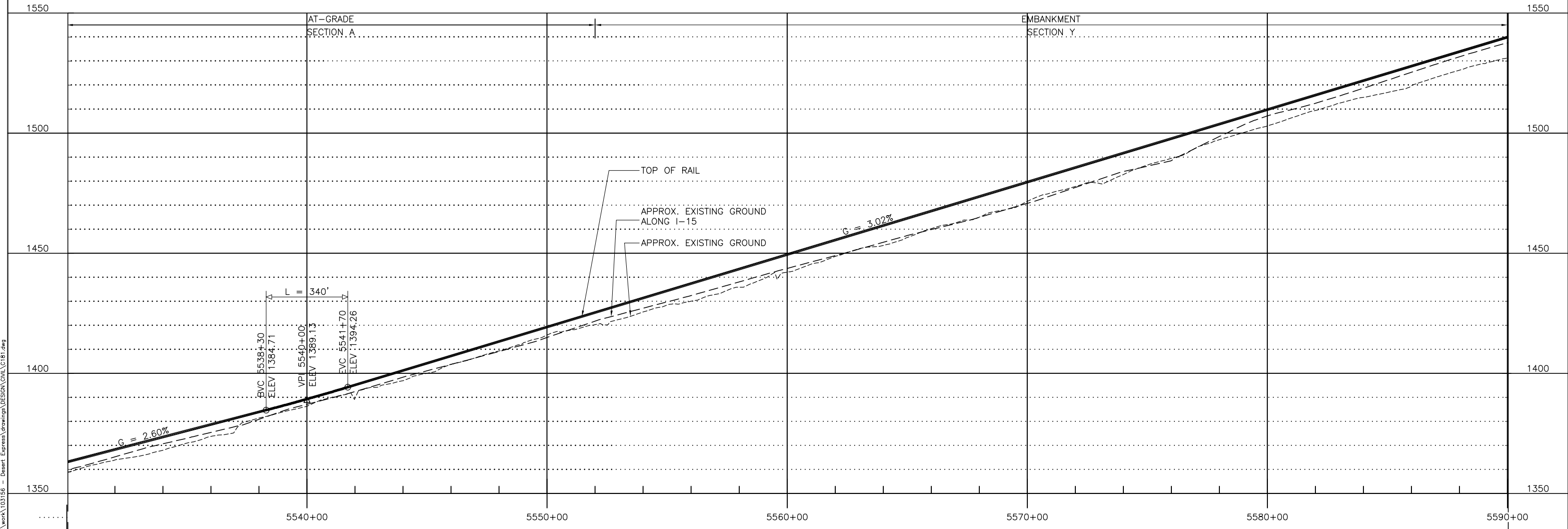
CADD FILENAME C181.dwg		
SIZE D	SCALE 1"=200'H; 1"=20'V	
CONTRACT NO.		
REV. C	SHEET NO. C189	PAGE NO.

d:\functional\ Mar 07, 2011 - 9:57am L:\work\103156 - Desert Express\Drawings\DESIGN\DWG\C181.dwg





PLAN



PROFILE

REV	DATE	BY	SUB	APP	DESCRIPTION
D	01MAR11				ISSUED FOR FINAL EIS PLAN SET
C	30DEC09				
B	31AUG09				
A	12AUG08				

DESIGNED BY  
T. LUNA  
DRAWN BY  
T. LUNA  
CHECKED BY  
J. MAHER  
IN CHARGE  
J. MAHER  
DATE  
19MAY08

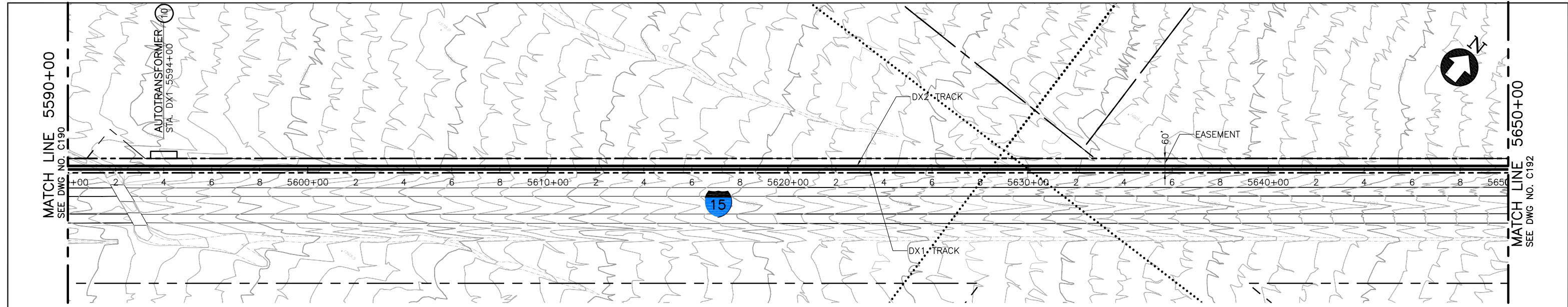
**EARTH TECH | AECOM**

2101 Webster St., Suite 1000  
Oakland, CA 94612  
Phone: (510) 419-6000  
Fax: (510) 419-5355  
F-C-91

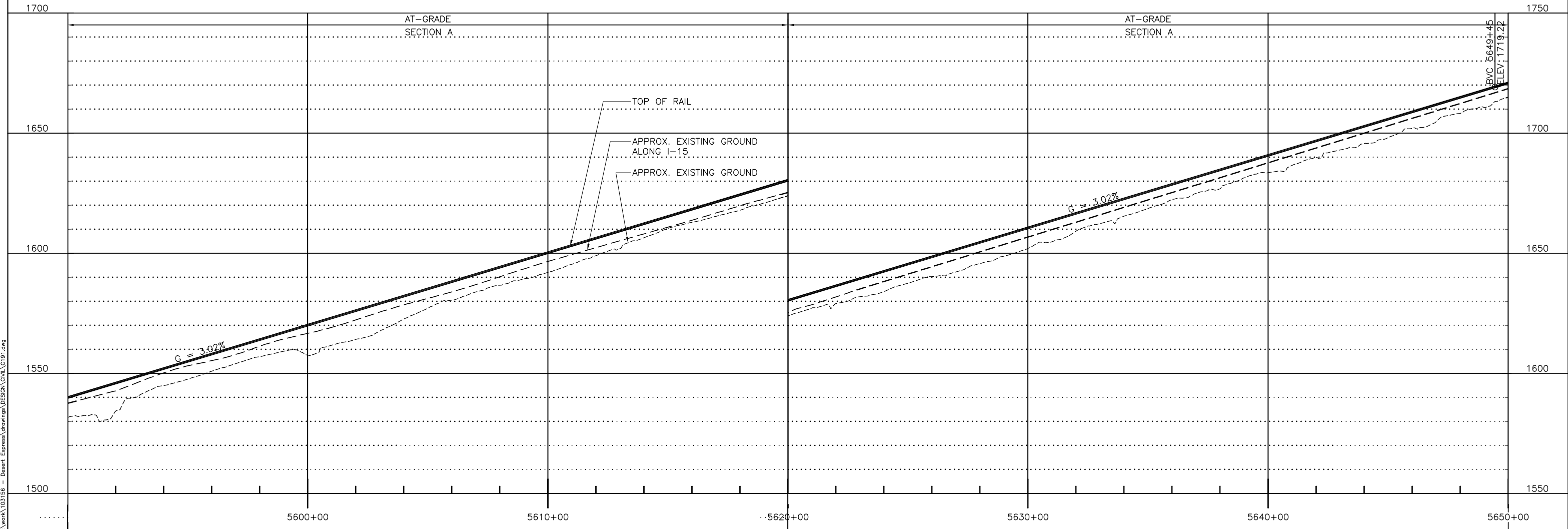
**DESERTXPRESS**  
PLAN AND PROFILE  
SEGMENT 3, ALTERNATIVE B  
STA. DX1 5530+00 TO DX1 5590+00  
SHEET 90

CADD FILENAME C181.dwg		
SIZE D	SCALE 1"=200'H; 1"=20'V	
CONTRACT NO.		
REV. D	SHEET NO. C190	PAGE NO.

d:\mwork\11 Mar 07 2011 - 9:57am L:\work\103156 - Desert Express\Drawings\DESIGN\DWG\C181.dwg



PLAN



PROFILE

REV	DATE	BY	SUB	APP	DESCRIPTION
C	01MAR11				ISSUED FOR FINAL EIS PLAN SET
B	31AUG09				
A	12AUG08				

DESIGNED BY  
T. LUNA  
DRAWN BY  
T. LUNA  
CHECKED BY  
J. MAHER  
IN CHARGE  
J. MAHER  
DATE  
19MAY08

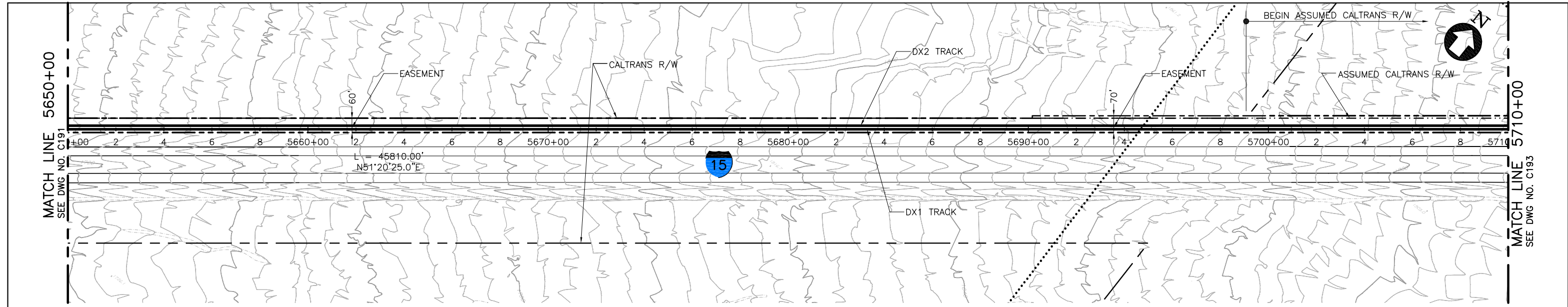
**EARTH TECH | AECOM**

2101 Webster St., Suite 1000  
Oakland, CA 94612  
Phone: (510) 419-6000  
Fax: (510) 419-5355  
F-C-92

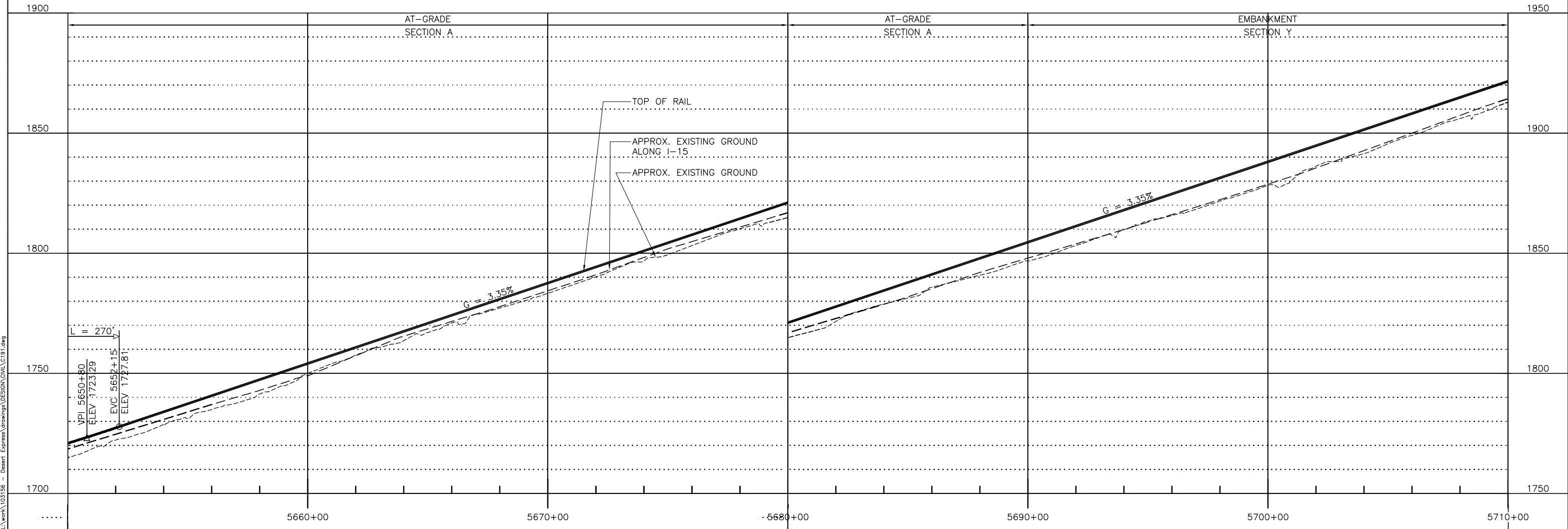
**DESERTXPRESS**  
PLAN AND PROFILE  
SEGMENT 3, ALTERNATIVE B  
STA. DX1 5590+00 TO DX1 5650+00  
SHEET 91

CADD FILENAME C191.dwg		
SIZE D	SCALE 1"=200'H; 1"=20'V	
CONTRACT NO.		
REV. C	SHEET NO. C191	PAGE NO.

d:\work\11 Mar 07 2011 9:59am L:\work\103156 - Desert Express\Drawings\DESIGN\DWG\C191.dwg



**PLAN**



**PROFILE**

REV	DATE	BY	SUB	APP	DESCRIPTION
D	01MAR11				ISSUED FOR FINAL EIS PLAN SET
C	30DEC09				
B	31AUG09				
A	12AUG08				

DESIGNED BY  
T. LUNA  
DRAWN BY  
T. LUNA  
CHECKED BY  
J. MAHER  
IN CHARGE  
J. MAHER  
DATE  
19MAY08

**EARTH TECH | AECOM**

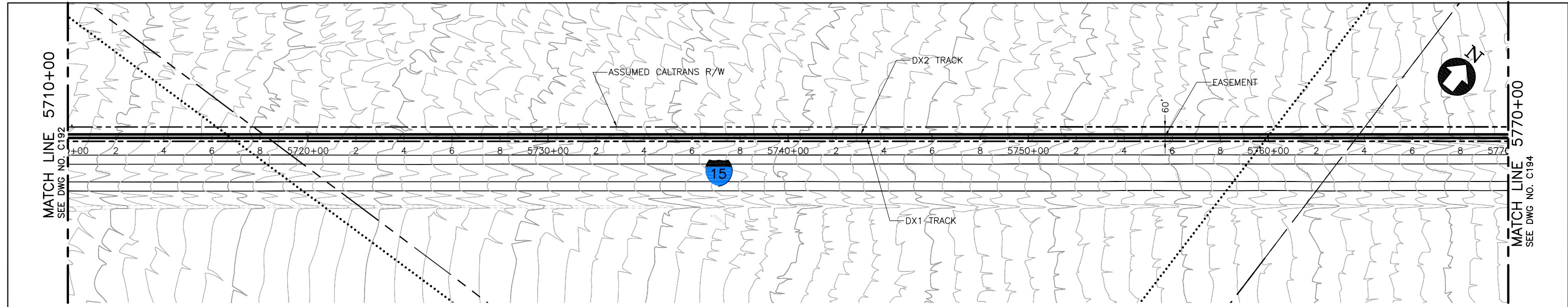
2101 Webster St., Suite 1000  
Oakland, CA 94612  
Phone: (510) 419-6000  
Fax: (510) 419-5355  
F-C-93

**DESERTXPRESS**  
PLAN AND PROFILE  
SEGMENT 3, ALTERNATIVE B  
STA. DX1 5650+00 TO DX1 5710+00  
SHEET 92

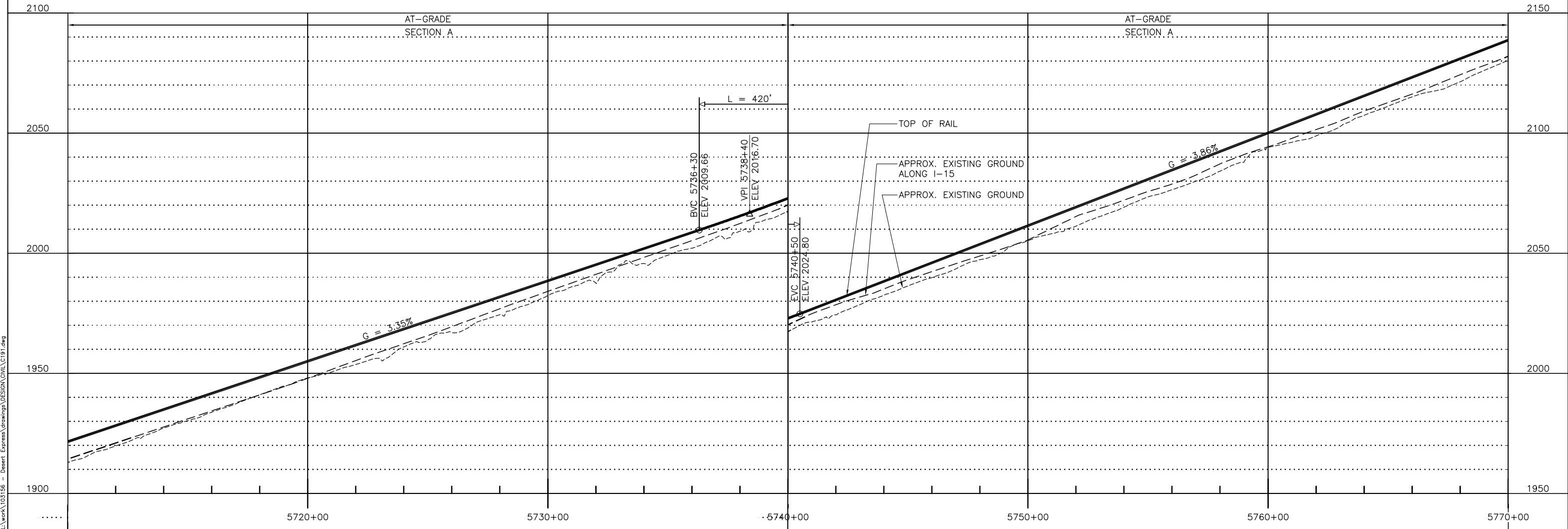
CADD FILENAME C191.dwg		
SIZE D	SCALE 1"=200'H; 1"=20'V	
CONTRACT NO.		
REV. D	SHEET NO. C192	PAGE NO.

d:\mwork\1 Mar 07 2011 10:00am L:\work\103156 - Desert Express\Drawings\DESIGN\Civil\C191.dwg

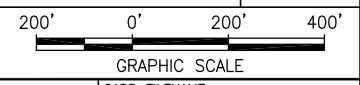




**PLAN**



**PROFILE**



REV	DATE	BY	SUB	APP	DESCRIPTION
C	01MAR11				
B	31AUG09				
A	12AUG08				

DESIGNED BY  
T. LUNA  
DRAWN BY  
T. LUNA  
CHECKED BY  
J. MAHER  
IN CHARGE  
J. MAHER  
DATE  
19MAY08

ISSUED FOR FINAL EIS PLAN SET

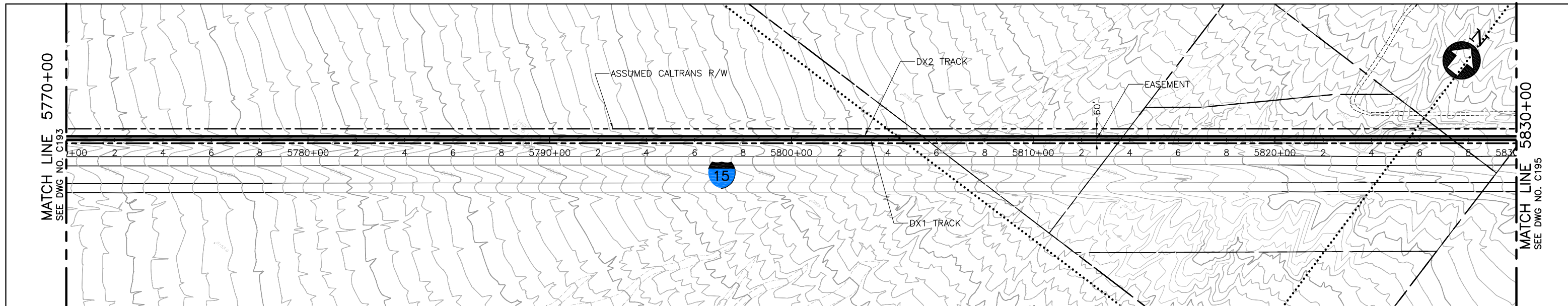
**EARTH TECH | AECOM**

2101 Webster St., Suite 1000  
Oakland, CA 94612  
Phone: (510) 419-6000  
Fax: (510) 419-5355  
F-C-94

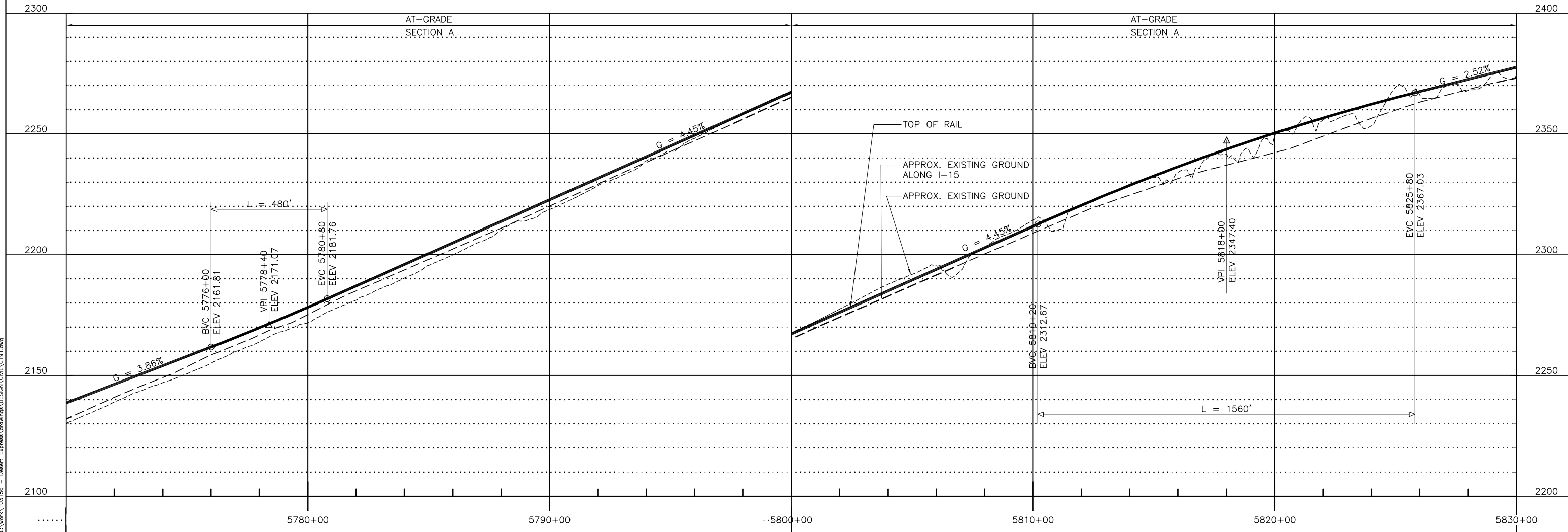
**DESERTXPRESS**  
PLAN AND PROFILE  
SEGMENT 3, ALTERNATIVE B  
STA. DX1 5710+00 TO DX1 5770+00  
SHEET 93

CADD FILENAME C191.dwg		
SIZE D	SCALE 1"=200'H; 1"=20'V	
CONTRACT NO.		
REV. C	SHEET NO. C193	PAGE NO.

d:\mwork\1 - 10:00am L:\work\103156 - Desert Express\Drawings\DESIGN\Civil\C191.dwg



**PLAN**



**PROFILE**

REV	DATE	BY	SUB	APP	DESCRIPTION
C	01MAR11				
B	31AUG09				
A	12AUG08				

DESIGNED BY  
T. LUNA  
DRAWN BY  
T. LUNA  
CHECKED BY  
J. MAHER  
IN CHARGE  
J. MAHER  
DATE  
19MAY08

ISSUED FOR FINAL EIS PLAN SET

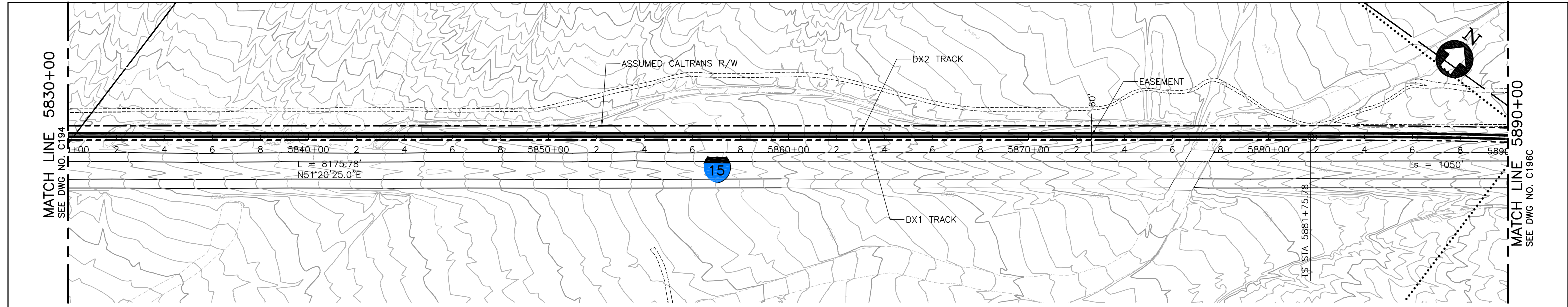
**EARTH TECH | AECOM**

2101 Webster St., Suite 1000  
Oakland, CA 94612  
Phone: (510) 419-6000  
Fax: (510) 419-5355  
F-C-95

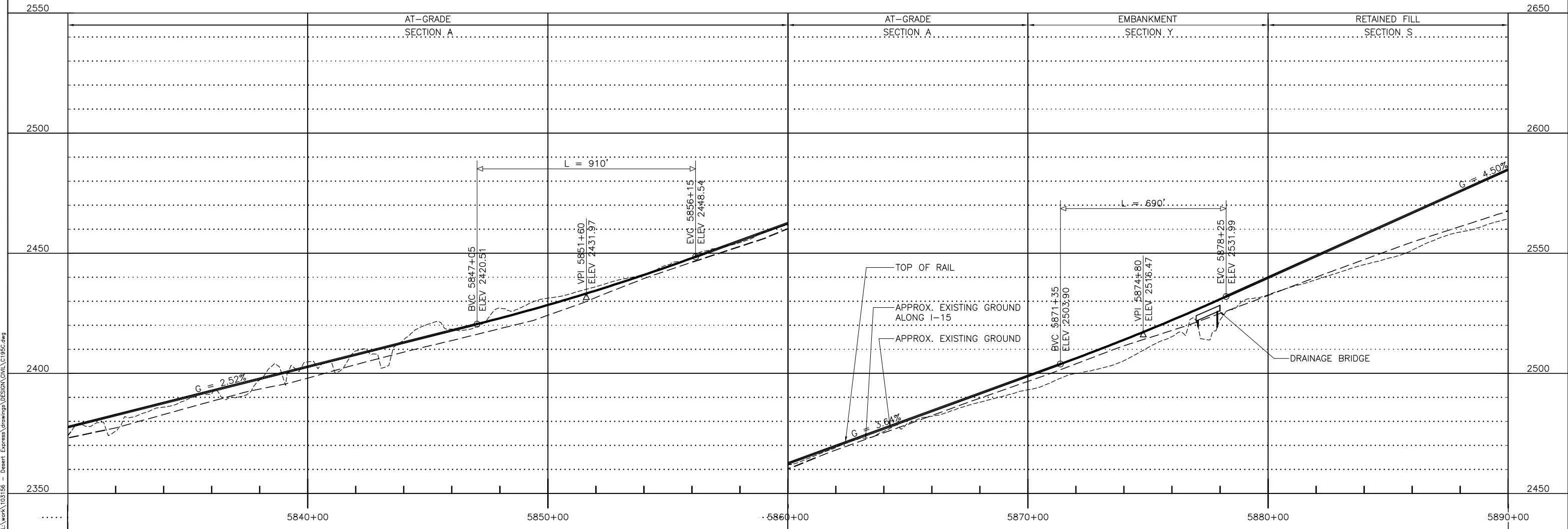
**DESERTXPRESS**  
PLAN AND PROFILE  
SEGMENT 3, ALTERNATIVE B  
STA. DX1 5770+00 TO DX1 5830+00  
SHEET 94

CADD FILENAME  
C191.dwg  
SIZE SCALE  
D 1"=200'H; 1"=20'V  
CONTRACT NO.  
REV. SHEET NO. PAGE NO.  
C C194 94

d:\mwork\11 Mar 07 2011 10:00am L:\work\102156 - Desert Express\Drawings\DESIGN\Civil\C191.dwg



**PLAN**



**PROFILE**

REV	DATE	BY	SUB	APP	DESCRIPTION
A	01MAR11				ISSUED FOR FINAL EIS PLAN SET

DESIGNED BY  
T. LUNA  
DRAWN BY  
T. LUNA  
CHECKED BY  
J. MAHER  
IN CHARGE  
J. MAHER  
DATE  
12NOV10

**EARTH TECH | AECOM**

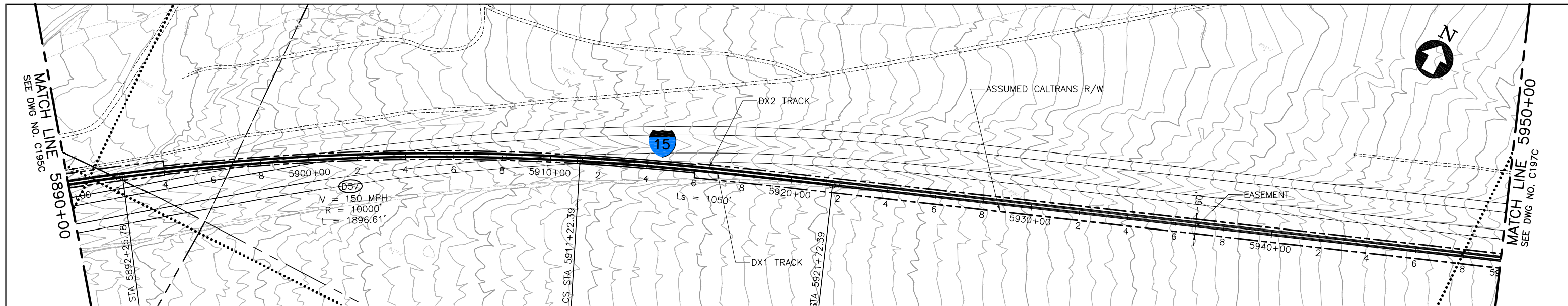
2101 Webster St., Suite 1000  
Oakland, CA 94612  
Phone: (510) 419-6000  
Fax: (510) 419-5355  
F-C-96

**DESERTXPRESS**  
PLAN AND PROFILE  
SEGMENT 3, ALTERNATIVE B  
STA. DX1 5830+00 TO DX1 5890+00  
OPTION 3, SHEET 95-3

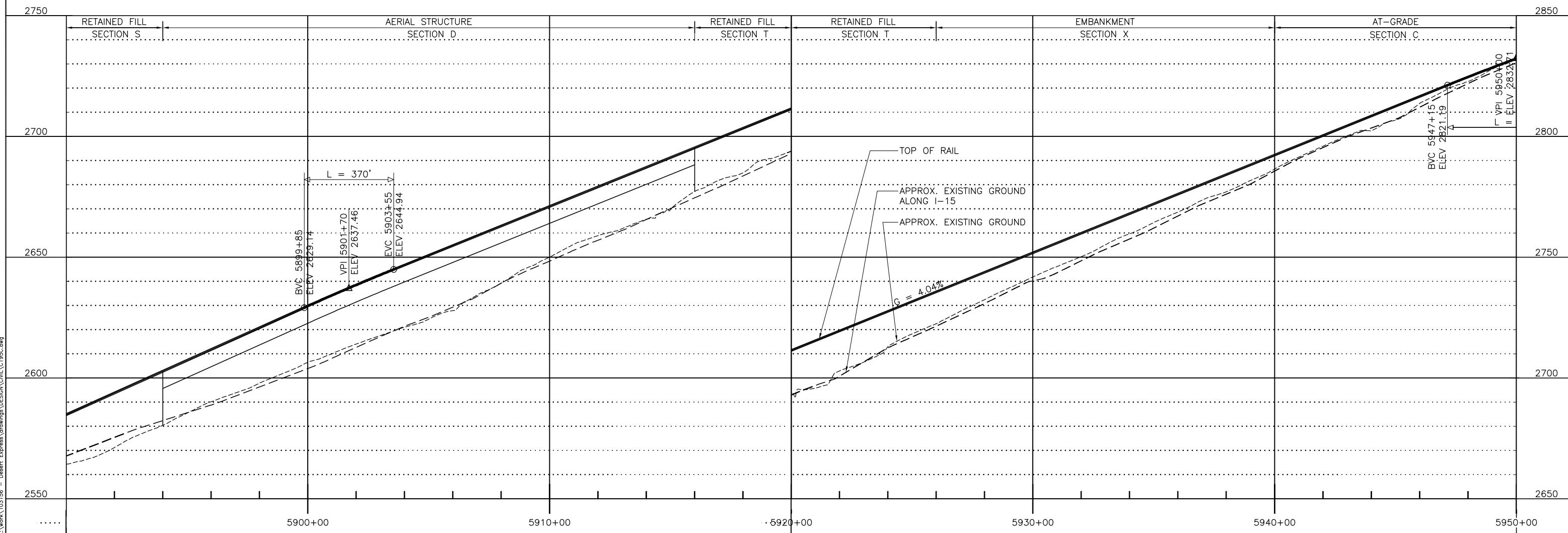
CADD FILENAME  
C195C.dwg  
SIZE SCALE  
D 1"=200'H; 1"=20'V  
CONTRACT NO.  
REV. SHEET NO. PAGE NO.  
A C195C

d:\mwork\11 Mar 07 2011 10:02am L:\work\102156 - Desert Express\Drawings\DESIGN\Civil\C195C.dwg





PLAN



PROFILE



d:\work\11 Mar 07 2011 10:05am L:\work\103156 - Desert Express\Drawings\DESIGN\Civil\C195C.dwg

REV	DATE	BY	SUB	APP	DESCRIPTION
A	01MAR11				ISSUED FOR FINAL EIS PLAN SET

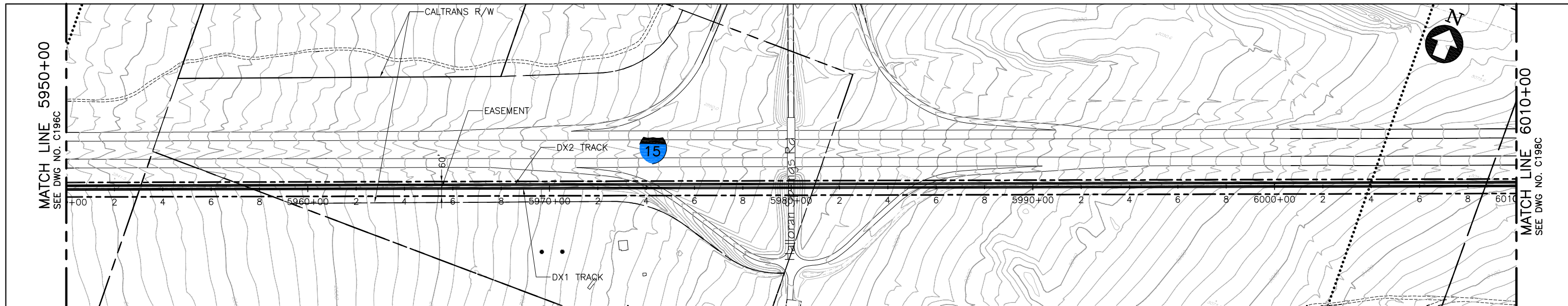
DESIGNED BY  
T. LUNA  
DRAWN BY  
T. LUNA  
CHECKED BY  
J. MAHER  
IN CHARGE  
J. MAHER  
DATE  
12NOV10

**EARTH TECH | AECOM**

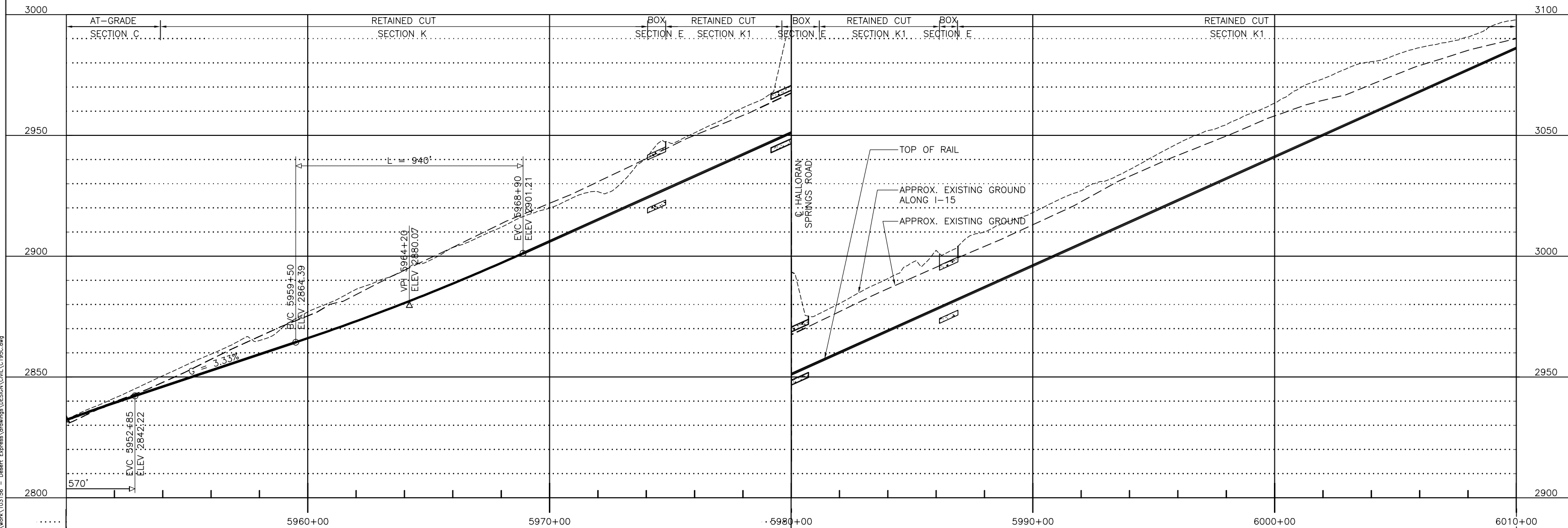
2101 Webster St., Suite 1000  
Oakland, CA 94612  
Phone: (510) 419-6000  
Fax: (510) 419-5355  
F-C-97

**DESERTXPRESS**  
PLAN AND PROFILE  
SEGMENT 3, ALTERNATIVE B  
STA. DX1 5890+00 TO DX1 5950+00  
OPTION 3, SHEET 96-3

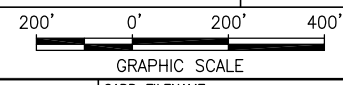
CADD FILENAME C195C.dwg		
SIZE D	SCALE 1"=200'H; 1"=20'V	
CONTRACT NO.		
REV. A	SHEET NO. C196C	PAGE NO.



**PLAN**



**PROFILE**



d:\functional\ Mar 07, 2011 10:09am L:\work\103156 - Desert Express\Drawings\DESIGN\Civil\C195C.dwg

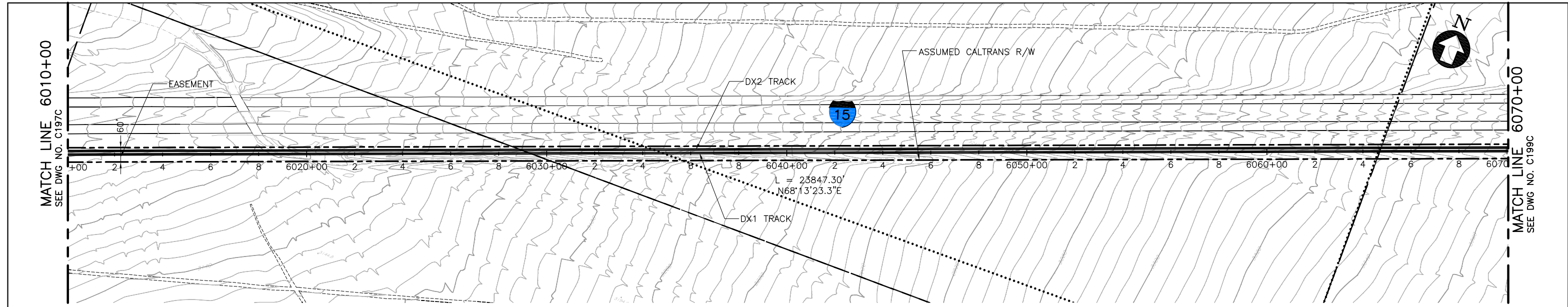
REV	DATE	BY	SUB	APP	DESCRIPTION
A	01MAR11				ISSUED FOR FINAL EIS PLAN SET

DESIGNED BY  
T. LUNA  
DRAWN BY  
T. LUNA  
CHECKED BY  
J. MAHER  
IN CHARGE  
J. MAHER  
DATE  
12NOV10

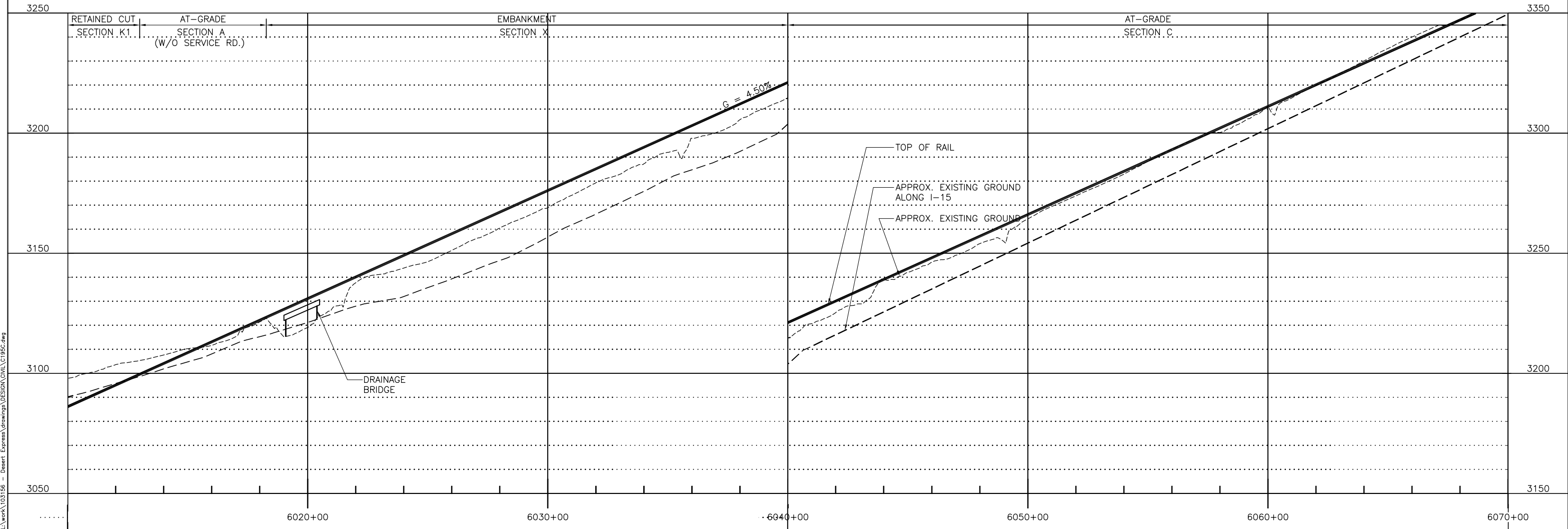


2101 Webster St., Suite 1000  
Oakland, CA 94612  
Phone: (510) 419-6000  
Fax: (510) 419-5355  
F-C-98

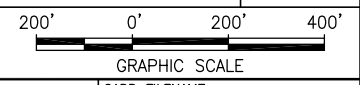
<b>DESERTXPRESS</b>		
PLAN AND PROFILE SEGMENT 3, ALTERNATIVE B STA. DX1 5950+00 TO DX1 6010+00 OPTION 3, SHEET 97-3		
CADD FILENAME C195C.dwg	SIZE D	SCALE 1"=200'H; 1"=20'V
CONTRACT NO.	REV. A	SHEET NO. C197C
		PAGE NO.



PLAN



PROFILE



REV	DATE	BY	SUB	APP	DESCRIPTION
A	01MAR11				ISSUED FOR FINAL EIS PLAN SET

DESIGNED BY  
T. LUNA  
DRAWN BY  
T. LUNA  
CHECKED BY  
J. MAHER  
IN CHARGE  
J. MAHER  
DATE  
12NOV10

**EARTH TECH | AECOM**

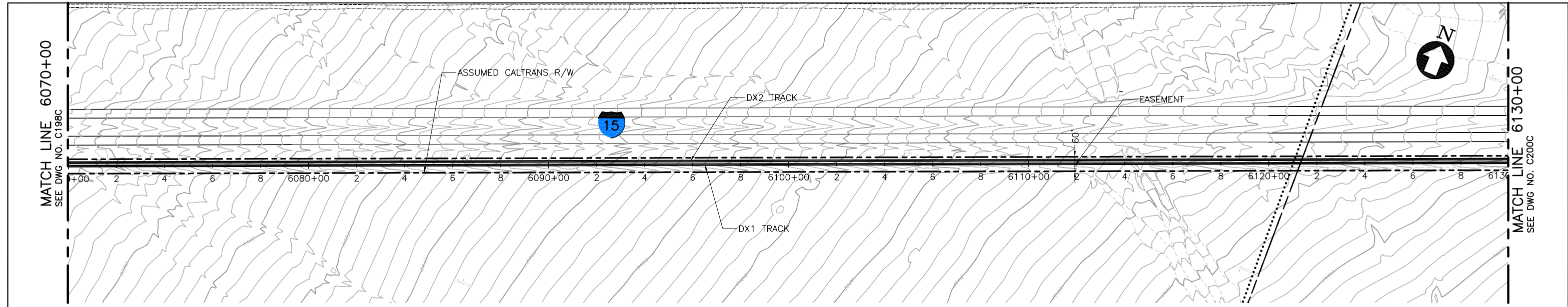
2101 Webster St., Suite 1000  
Oakland, CA 94612  
Phone: (510) 419-6000  
Fax: (510) 419-5355  
F-C-99

**DESERTXPRESS**  
PLAN AND PROFILE  
SEGMENT 3, ALTERNATIVE B  
STA. DX1 6010+00 TO DX1 6070+00  
OPTION 3, SHEET 98-3

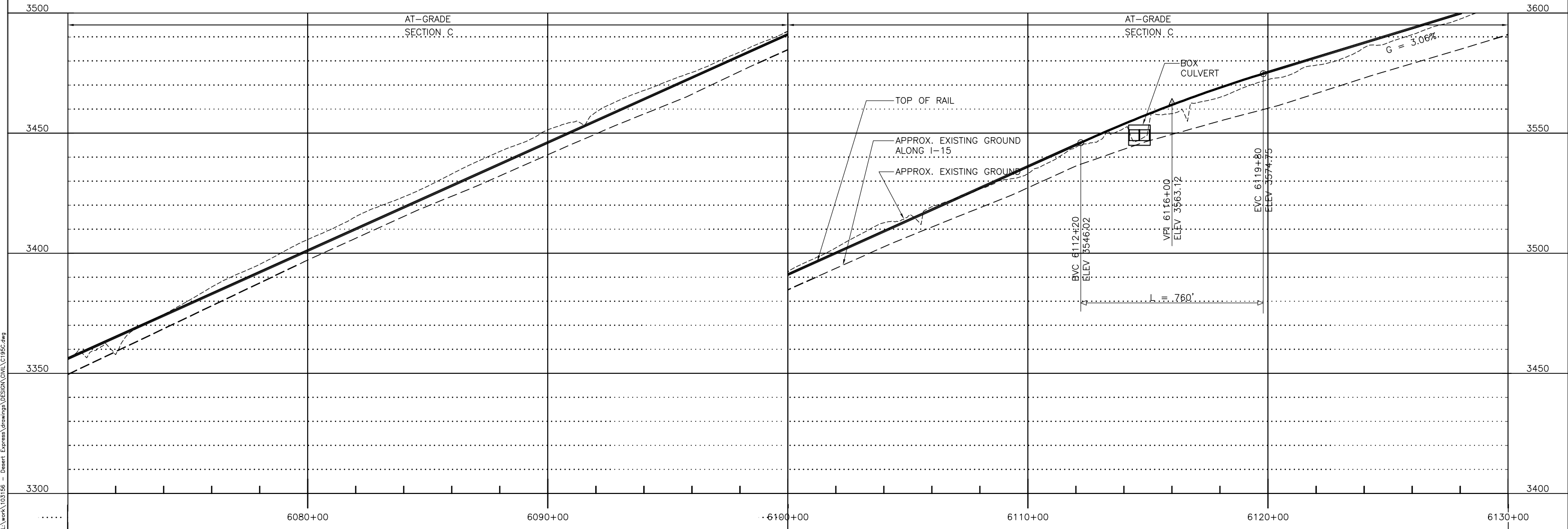
CADD FILENAME C195C.dwg		
SIZE D	SCALE 1"=200'H; 1"=20'V	
CONTRACT NO.		
REV. A	SHEET NO. C198C	PAGE NO.

d:\huncum\1 Mar 07 2011 10:09am L:\work\102156 - Desert Express\Drawings\DESIGN\Civil\C195C.dwg





**PLAN**



**PROFILE**

REV	DATE	BY	SUB	APP	DESCRIPTION
A	01MAR11				ISSUED FOR FINAL EIS PLAN SET

DESIGNED BY  
T. LUNA  
DRAWN BY  
T. LUNA  
CHECKED BY  
J. MAHER  
IN CHARGE  
J. MAHER  
DATE  
12NOV10

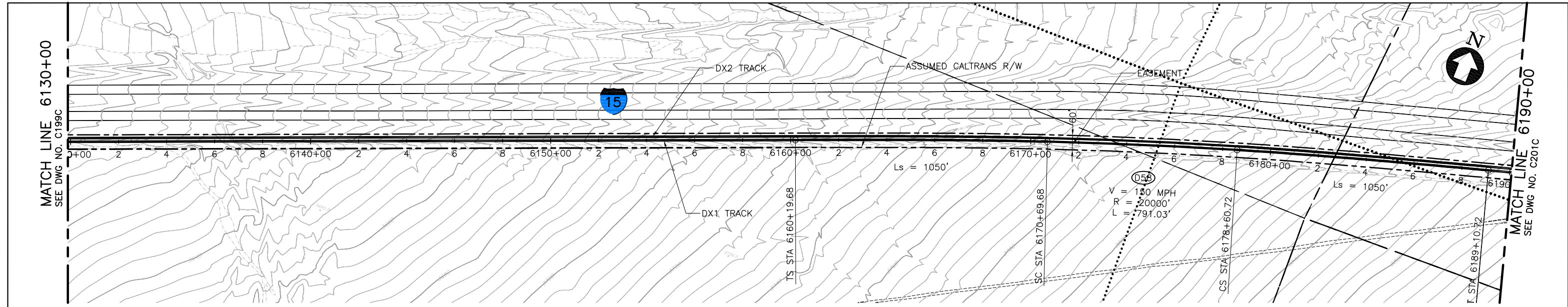
**EARTH TECH | AECOM**

2101 Webster St., Suite 1000  
Oakland, CA 94612  
Phone: (510) 419-6000  
Fax: (510) 419-5355  
F-C-100

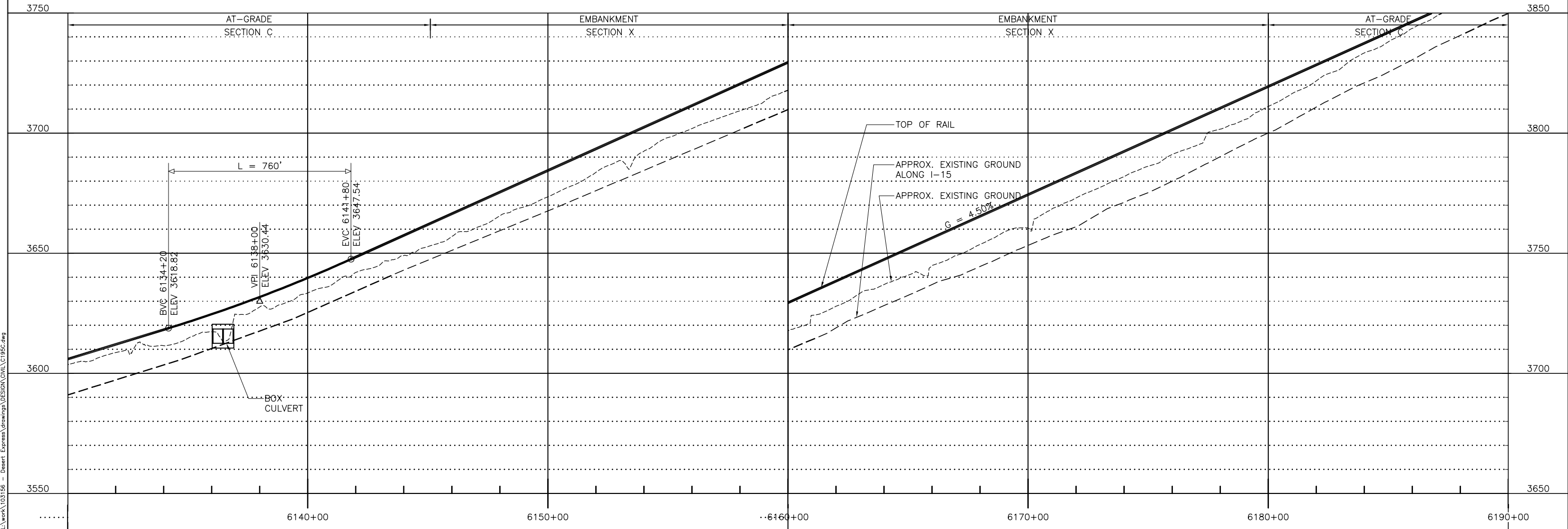
**DESERTXPRESS**  
PLAN AND PROFILE  
SEGMENT 3, ALTERNATIVE B  
STA. DX1 6070+00 TO DX1 6130+00  
OPTION 3, SHEET 99-3

CADD FILENAME C195C.dwg		
SIZE D	SCALE 1"=200'H; 1"=20'V	
CONTRACT NO.		
REV. A	SHEET NO. C199C	PAGE NO.

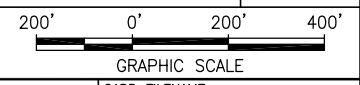
d:\m\c\m\11 Mar 07 2011 10:09am L:\work\103156 - Desert Express\Drawings\DESIGN\Civil\C195C.dwg



**PLAN**



**PROFILE**



REV	DATE	BY	SUB	APP	DESCRIPTION
A	01MAR11				ISSUED FOR FINAL EIS PLAN SET

DESIGNED BY  
T. LUNA  
DRAWN BY  
T. LUNA  
CHECKED BY  
J. MAHER  
IN CHARGE  
J. MAHER  
DATE  
12NOV10

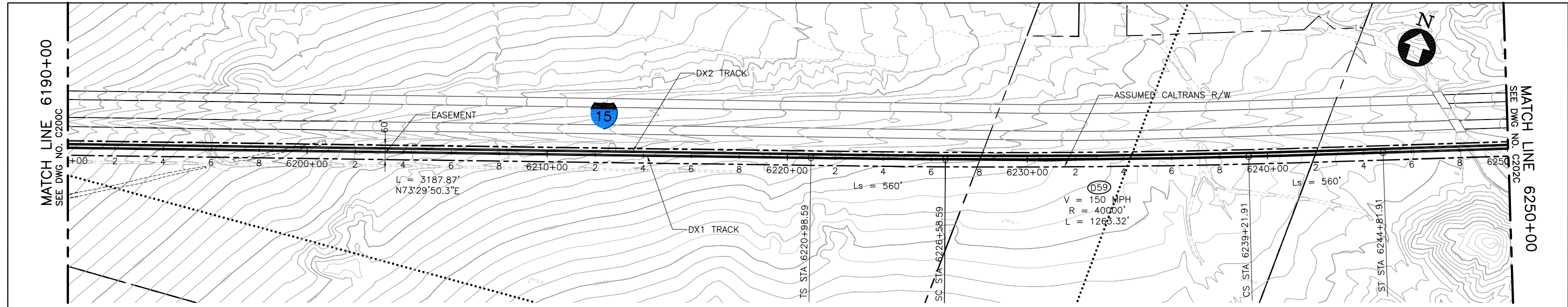
**EARTH TECH | AECOM**

2101 Webster St., Suite 1000  
Oakland, CA 94612  
Phone: (510) 419-6000  
Fax: (510) 419-5355  
F-C-101

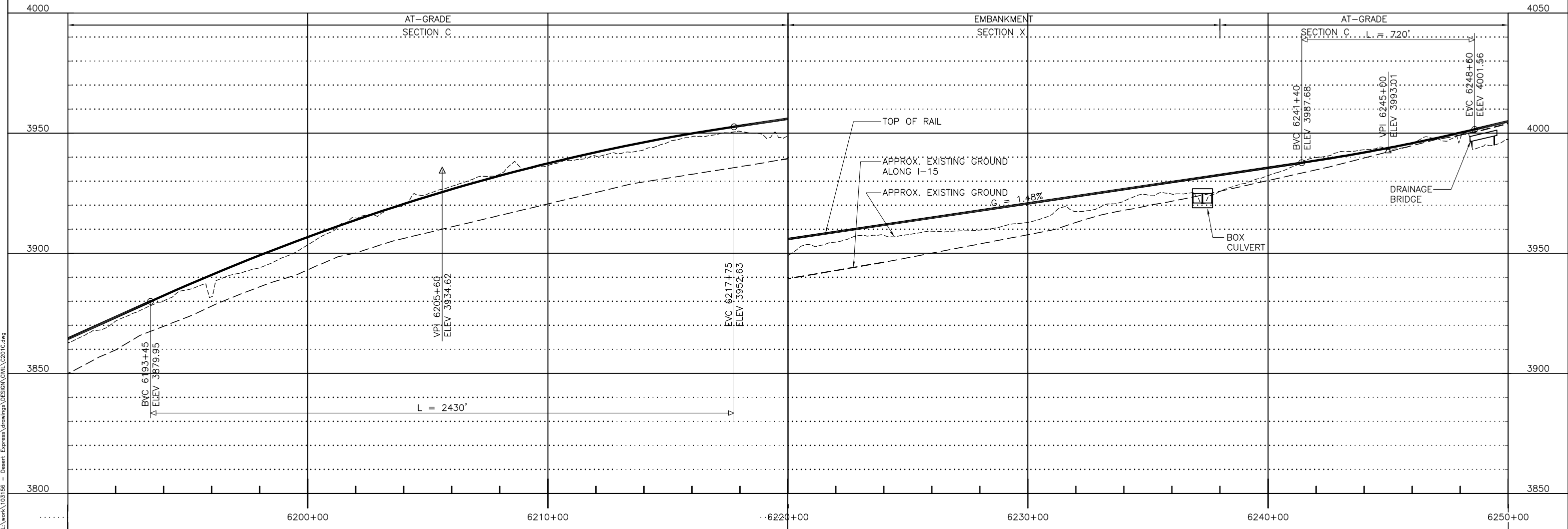
**DESERTXPRESS**  
PLAN AND PROFILE  
SEGMENT 3, ALTERNATIVE B  
STA. DX1 6130+00 TO DX1 6190+00  
OPTION 3, SHEET 100-3

CADD FILENAME C195C.dwg		
SIZE D	SCALE 1"=200'H; 1"=20'V	
CONTRACT NO.		
REV. A	SHEET NO. C200C	PAGE NO.

d:\mwork\11 Mar 07 2011 10:10am L:\work\102156 - Desert Express\Drawings\DESIGN\Civil\C195C.dwg



PLAN



PROFILE

REV	DATE	BY	SUB	APP	DESCRIPTION
A	01MAR11				ISSUED FOR FINAL EIS PLAN SET

DESIGNED BY  
T. LUNA  
DRAWN BY  
T. LUNA  
CHECKED BY  
J. MAHER  
IN CHARGE  
J. MAHER  
DATE  
12NOV10

**EARTH TECH | AECOM**

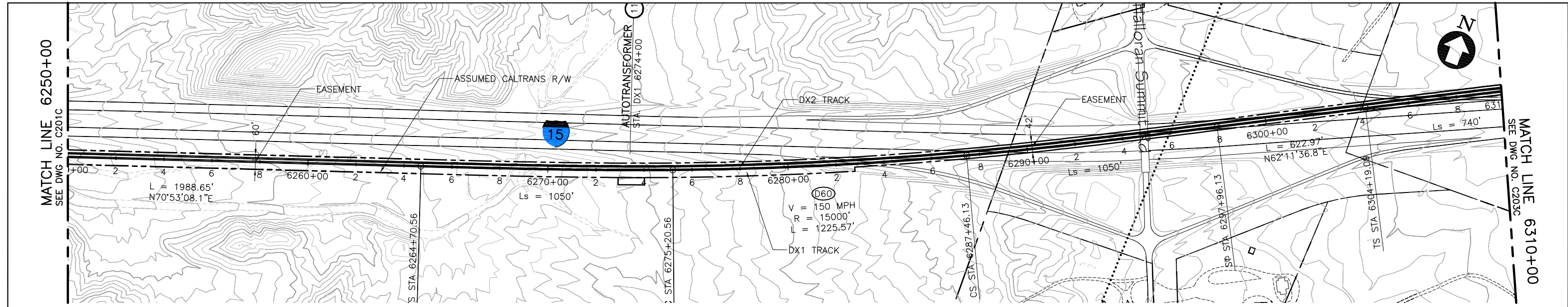
2101 Webster St., Suite 1000  
Oakland, CA 94612  
Phone: (510) 419-6000  
Fax: (510) 419-5355  
F-C-102

**DESERTXPRESS**  
PLAN AND PROFILE  
SEGMENT 3, ALTERNATIVE B  
STA. DX1 6190+00 TO DX1 6250+00  
OPTION 3, SHEET 101-3

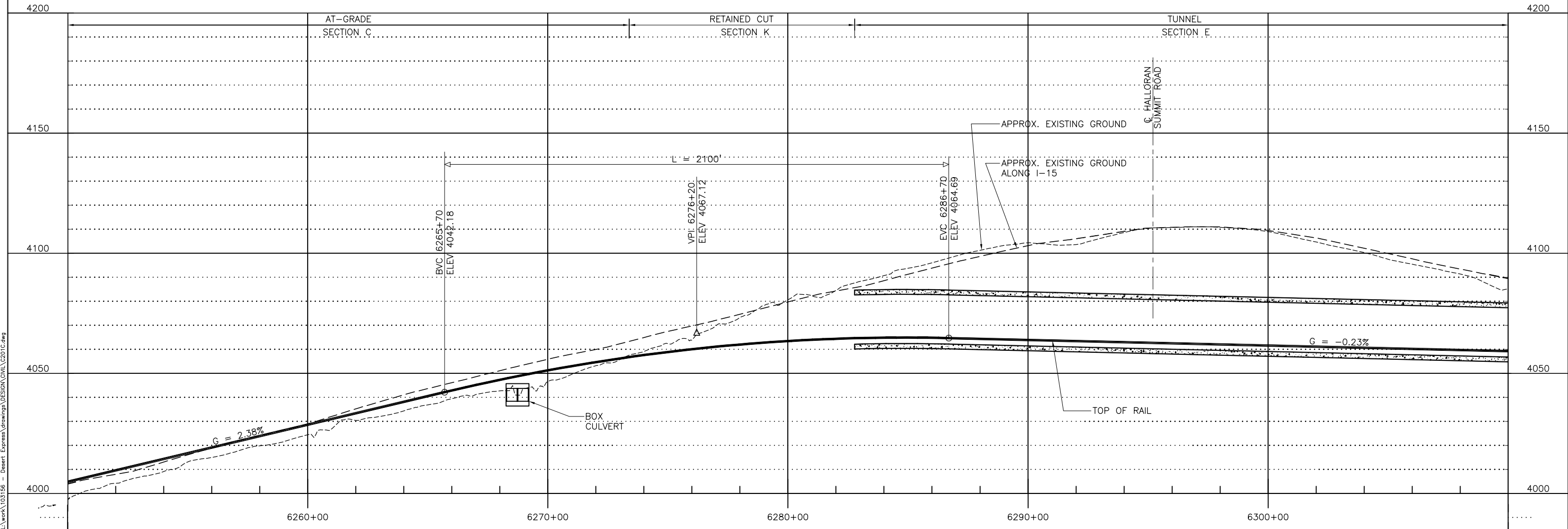
CADD FILENAME C201C.dwg		
SIZE D	SCALE 1"=200'H; 1"=20'V	
CONTRACT NO.		
REV. A	SHEET NO. C201C	PAGE NO.

d:\mrc\mrc\11 Mar 07, 2011 10:11am L:\work\103156 - Desert Express\Drawings\DESIGN\Civil\C201C.dwg

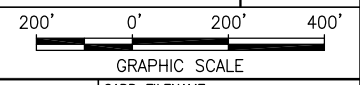




PLAN



PROFILE



REV	DATE	BY	SUB	APP	DESCRIPTION
A	01MAR11				ISSUED FOR FINAL EIS PLAN SET

DESIGNED BY  
T. LUNA  
DRAWN BY  
T. LUNA  
CHECKED BY  
J. MAHER  
IN CHARGE  
J. MAHER  
DATE  
12NOV10

**EARTH TECH | AECOM**

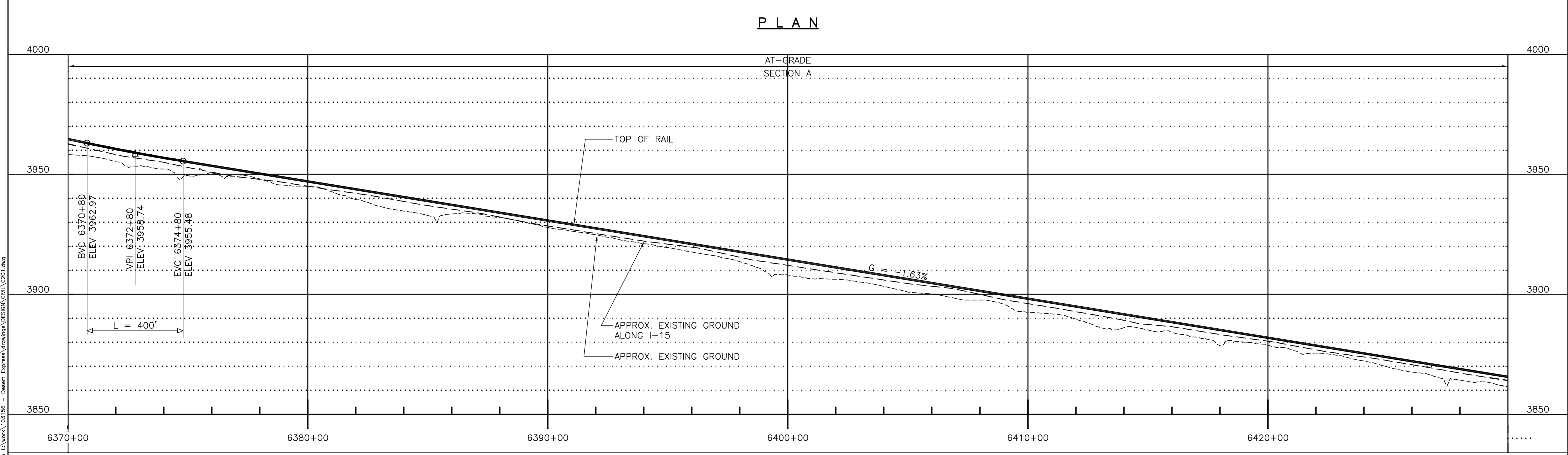
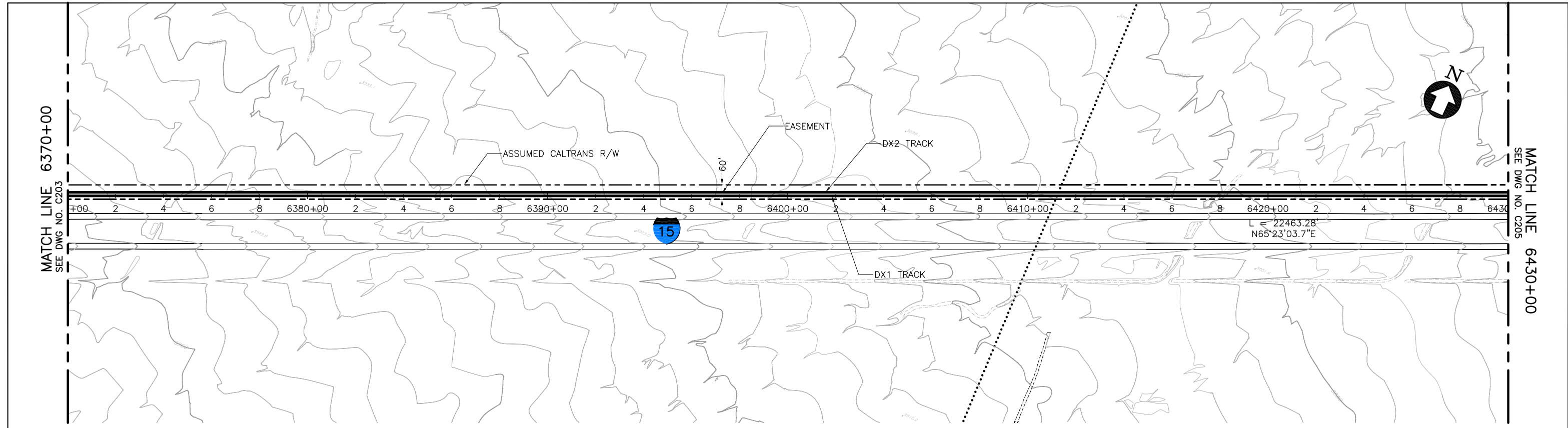
2101 Webster St., Suite 1000  
Oakland, CA 94612  
Phone: (510) 419-6000  
Fax: (510) 419-5355  
F-C-103

**DESERTXPRESS**  
PLAN AND PROFILE  
SEGMENT 3, ALTERNATIVE B  
STA. DX1 6250+00 TO DX1 6310+00  
OPTION 3, SHEET 102-3

CADD FILENAME C201C.dwg		
SIZE D	SCALE 1"=200'H; 1"=20'V	
CONTRACT NO.		
REV. A	SHEET NO. C202C	PAGE NO.

d:\mwork\11 Mar 07, 2011 - 10:11am L:\work\102156 - Desert Express\Drawings\DESIGN\Civil\C201C.dwg

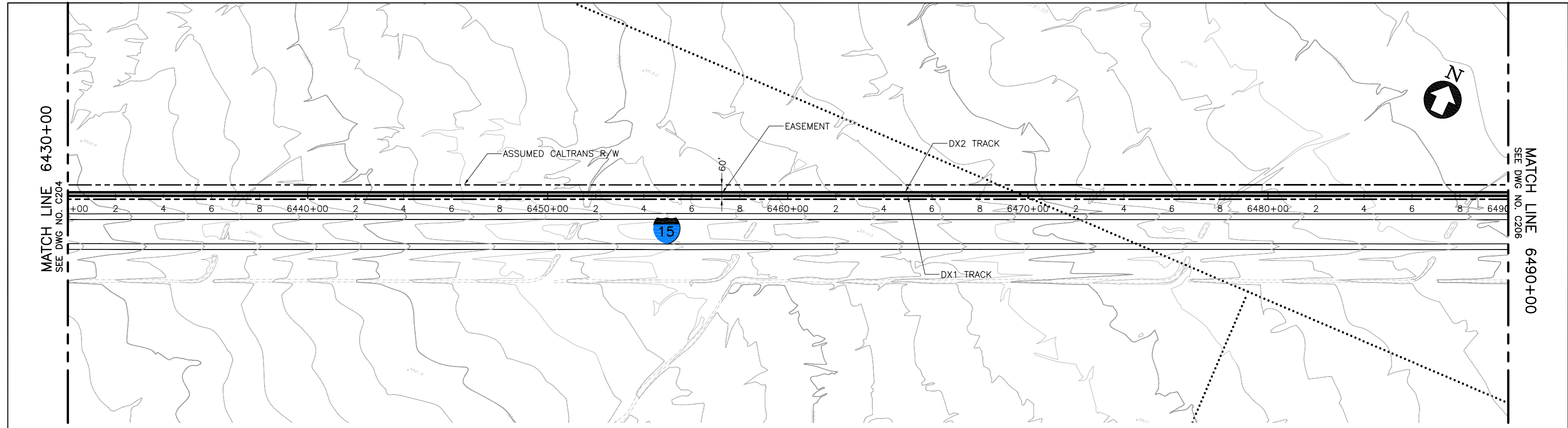




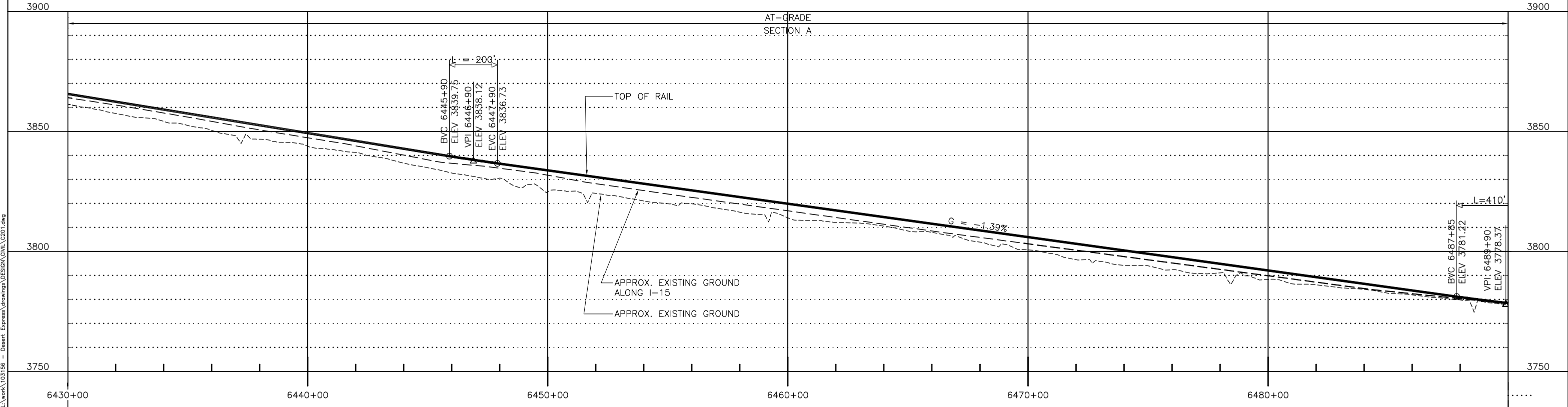
<table border="1"> <tr> <td>DESIGNED BY</td> <td>T. LUNA</td> </tr> <tr> <td>DRAWN BY</td> <td>T. LUNA</td> </tr> <tr> <td>CHECKED BY</td> <td>J. MAHER</td> </tr> <tr> <td>IN CHARGE</td> <td>J. MAHER</td> </tr> <tr> <td>DATE</td> <td>19MAY08</td> </tr> </table>				DESIGNED BY	T. LUNA	DRAWN BY	T. LUNA	CHECKED BY	J. MAHER	IN CHARGE	J. MAHER	DATE	19MAY08	<p><b>EARTH TECH   AECOM</b></p> <p>2101 Webster St., Suite 1000 Oakland, CA 94612 Phone: (510) 419-6000 Fax: (510) 419-5355 F-C-105</p>	<p><b>DESERTXPRESS</b></p> <p>PLAN AND PROFILE SEGMENT 3, ALTERNATIVE B STA. DX1 6370+00 TO DX1 6430+00 SHEET 104</p>	<p>CADD FILENAME C201.dwg</p>											
DESIGNED BY	T. LUNA																										
DRAWN BY	T. LUNA																										
CHECKED BY	J. MAHER																										
IN CHARGE	J. MAHER																										
DATE	19MAY08																										
<table border="1"> <tr> <td>REV</td> <td>DATE</td> <td>BY</td> <td>SUB</td> <td>APP</td> <td>DESCRIPTION</td> </tr> <tr> <td>C</td> <td>01MAR11</td> <td></td> <td></td> <td></td> <td>ISSUED FOR FINAL EIS PLAN SET</td> </tr> <tr> <td>B</td> <td>31AUG09</td> <td></td> <td></td> <td></td> <td></td> </tr> <tr> <td>A</td> <td>12AUG08</td> <td></td> <td></td> <td></td> <td></td> </tr> </table>		REV	DATE	BY	SUB	APP	DESCRIPTION	C	01MAR11				ISSUED FOR FINAL EIS PLAN SET	B	31AUG09					A	12AUG08					<p>SIZE SCALE D 1"=200'H; 1"=20'V</p>	<p>CONTRACT NO.</p>
REV	DATE	BY	SUB	APP	DESCRIPTION																						
C	01MAR11				ISSUED FOR FINAL EIS PLAN SET																						
B	31AUG09																										
A	12AUG08																										
						<p>GRAPHIC SCALE</p> <p>200' 0' 200' 400'</p>	<p>REV. SHEET NO. PAGE NO. C C204</p>																				

d:\work\11\07\_2011\10\_16em\1\work\103156 - Desert Express\Drawings\DESIGN\Civil\C201.dwg  
 Mar 07, 2011 10:16am





PLAN



PROFILE

REV	DATE	BY	SUB	APP	DESCRIPTION
C	01MAR11				
B	31AUG09				
A	12AUG08				

DESIGNED BY  
T. LUNA  
DRAWN BY  
T. LUNA  
CHECKED BY  
J. MAHER  
IN CHARGE  
J. MAHER  
DATE  
19MAY08

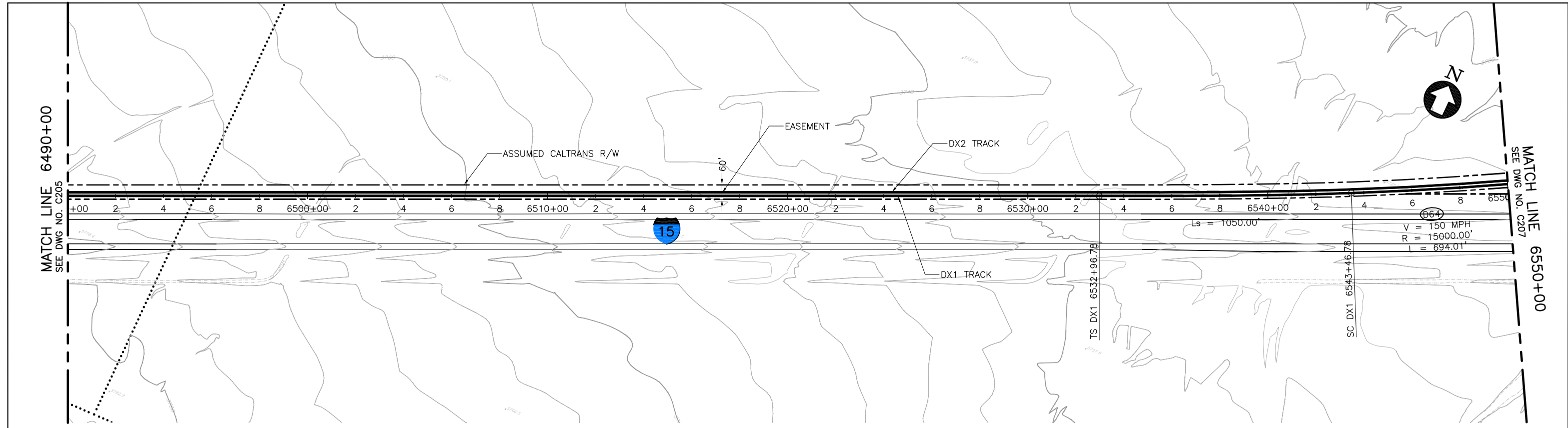
ISSUED FOR FINAL EIS PLAN SET



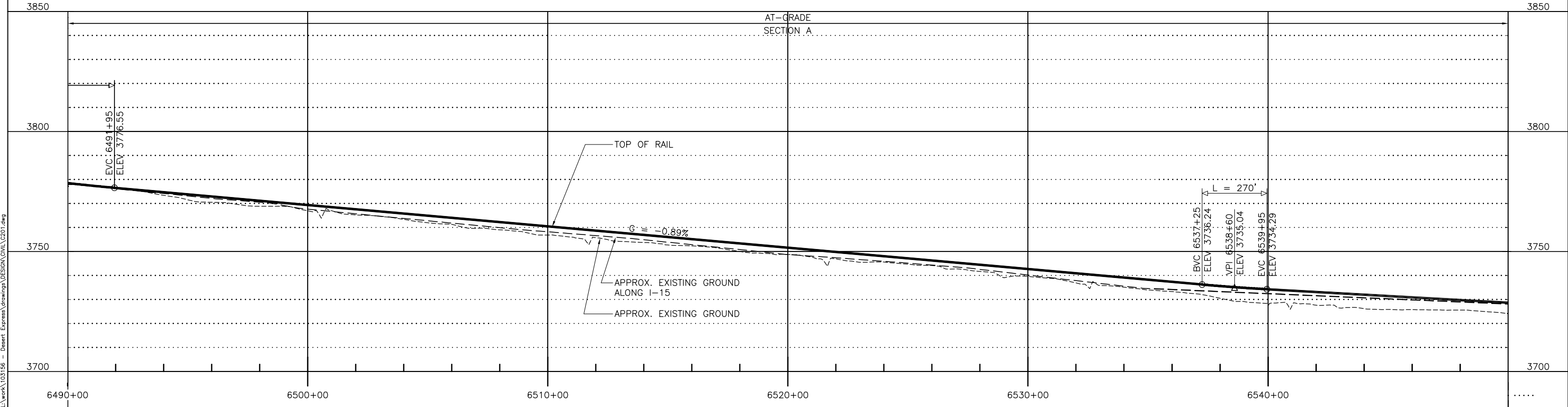
2101 Webster St., Suite 1000  
Oakland, CA 94612  
Phone: (510) 419-6000  
Fax: (510) 419-5355  
F-C-106

<b>DESERTXPRESS</b>		
PLAN AND PROFILE SEGMENT 3, ALTERNATIVE B STA. DX1 6430+00 TO DX1 6490+00 SHEET 105		
CADD FILENAME C201.dwg	SIZE D	SCALE 1"=200'H; 1"=20'V
CONTRACT NO.	REV. C	SHEET NO. C205
		PAGE NO.

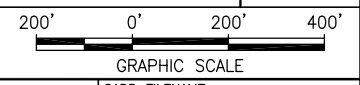
d:\work\11 Mar 07 2011 10:17am L:\work\102156 - Desert Express\Drawings\DESIGN\Civil\C201.dwg



PLAN



PROFILE



REV	DATE	BY	SUB	APP	DESCRIPTION
C	01MAR11				
B	31AUG09				
A	12AUG08				

DESIGNED BY  
T. LUNA  
DRAWN BY  
T. LUNA  
CHECKED BY  
J. MAHER  
IN CHARGE  
J. MAHER  
DATE  
19MAY08

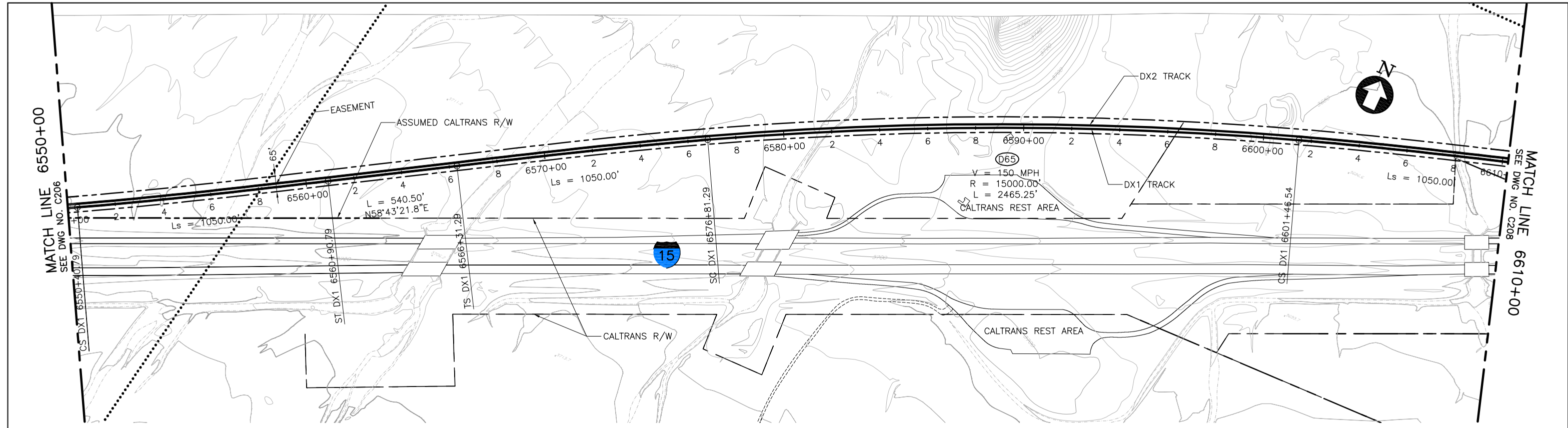
**EARTH TECH | AECOM**

2101 Webster St., Suite 1000  
Oakland, CA 94612  
Phone: (510) 419-6000  
Fax: (510) 419-5355  
F-C-107

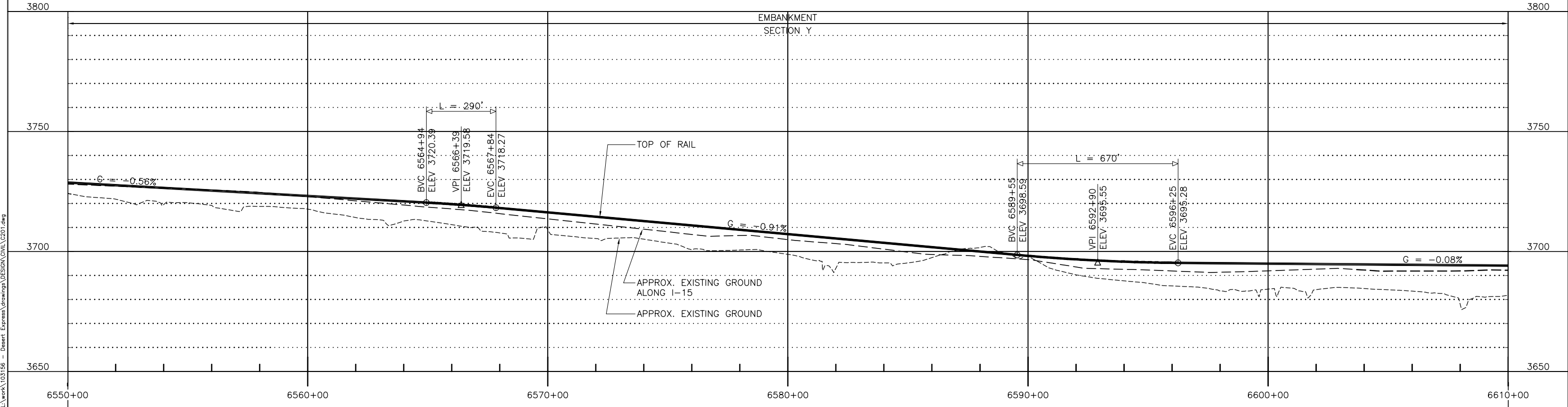
**DESERTXPRESS**  
PLAN AND PROFILE  
SEGMENT 3, ALTERNATIVE B  
STA. DX1 6490+00 TO DX1 6550+00  
SHEET 106

CADD FILENAME C201.dwg		
SIZE D	SCALE 1"=200'H; 1"=20'V	
CONTRACT NO.		
REV. C	SHEET NO. C206	PAGE NO.

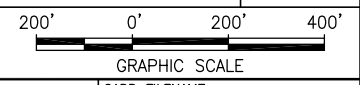
d:\work\11 Mar 07 2011 10:17am L:\work\102156 - Desert Express\Drawings\DESIGN\Civil\C201.dwg



PLAN



PROFILE



REV	DATE	BY	SUB	APP	DESCRIPTION
D	01MAR11				ISSUED FOR FINAL EIS PLAN SET
C	30DEC09				
B	31AUG09				
A	12AUG08				

DESIGNED BY T. LUNA
DRAWN BY T. LUNA
CHECKED BY J. MAHER
IN CHARGE J. MAHER
DATE 19MAY08

**EARTH TECH | AECOM**

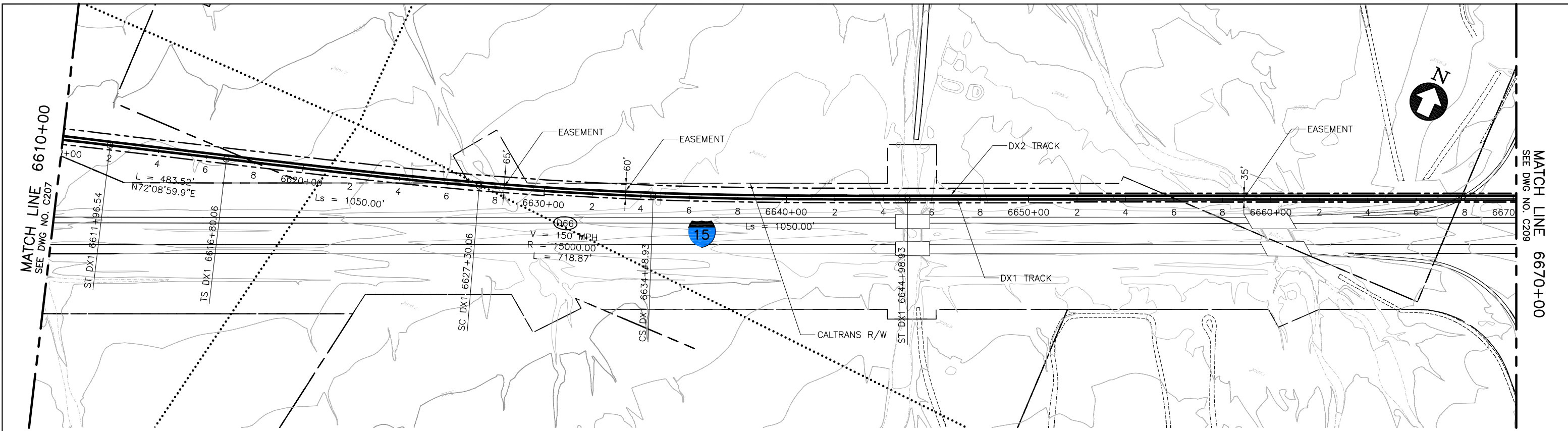
2101 Webster St., Suite 1000  
Oakland, CA 94612  
Phone: (510) 419-6000  
Fax: (510) 419-5355  
F-C-108

**DESERTXPRESS**  
PLAN AND PROFILE  
SEGMENT 3, ALTERNATIVE B  
STA. DX1 6550+00 TO DX1 6610+00  
SHEET 107

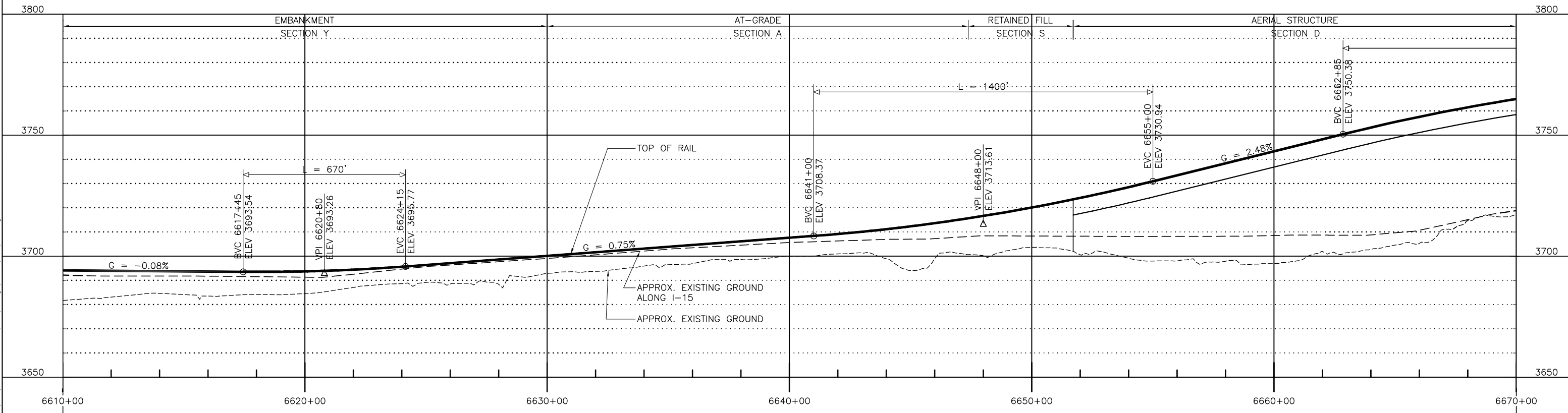
CADD FILENAME C201.dwg		
SIZE D	SCALE 1"=200'H; 1"=20'V	
CONTRACT NO.		
REV. D	SHEET NO. C207	PAGE NO.

d:\m\c\m\1 Mar 07, 2011 10:17am L:\work\103156 - Desert Express\Drawings\DESIGN\Civil\C201.dwg

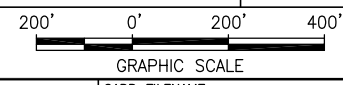




PLAN



PROFILE



REV	DATE	BY	SUB	APP	DESCRIPTION
D	01MAR11				ISSUED FOR FINAL EIS PLAN SET
C	30DEC09				
B	31AUG09				
A	12AUG08				

DESIGNED BY  
T. LUNA  
DRAWN BY  
T. LUNA  
CHECKED BY  
J. MAHER  
IN CHARGE  
J. MAHER  
DATE  
19MAY08

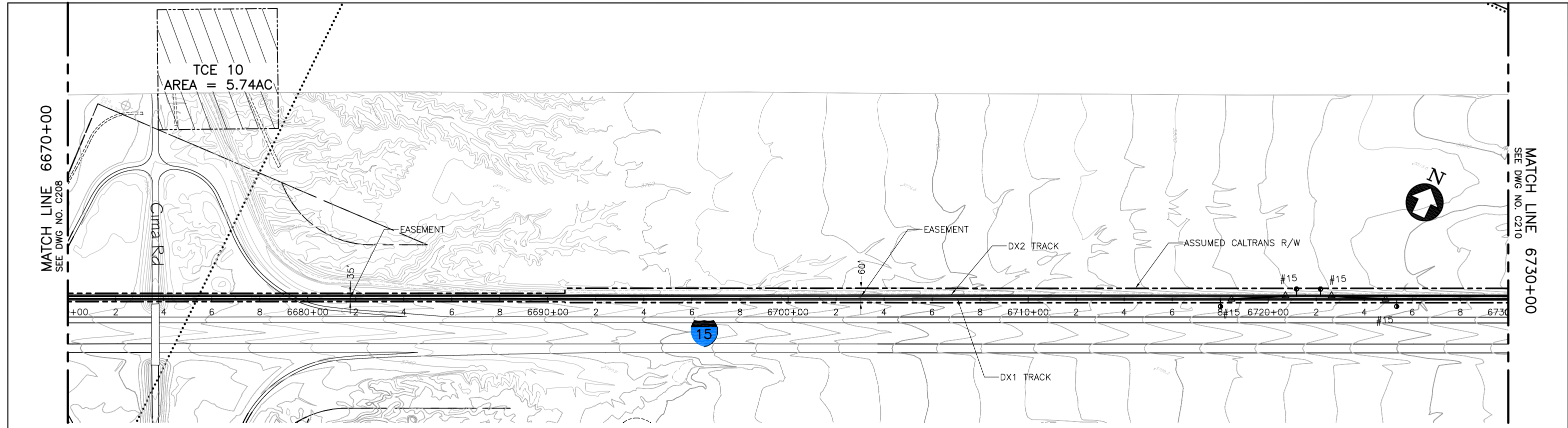
**EARTH TECH | AECOM**

2101 Webster St., Suite 1000  
Oakland, CA 94612  
Phone: (510) 419-6000  
Fax: (510) 419-5355  
F-C-109

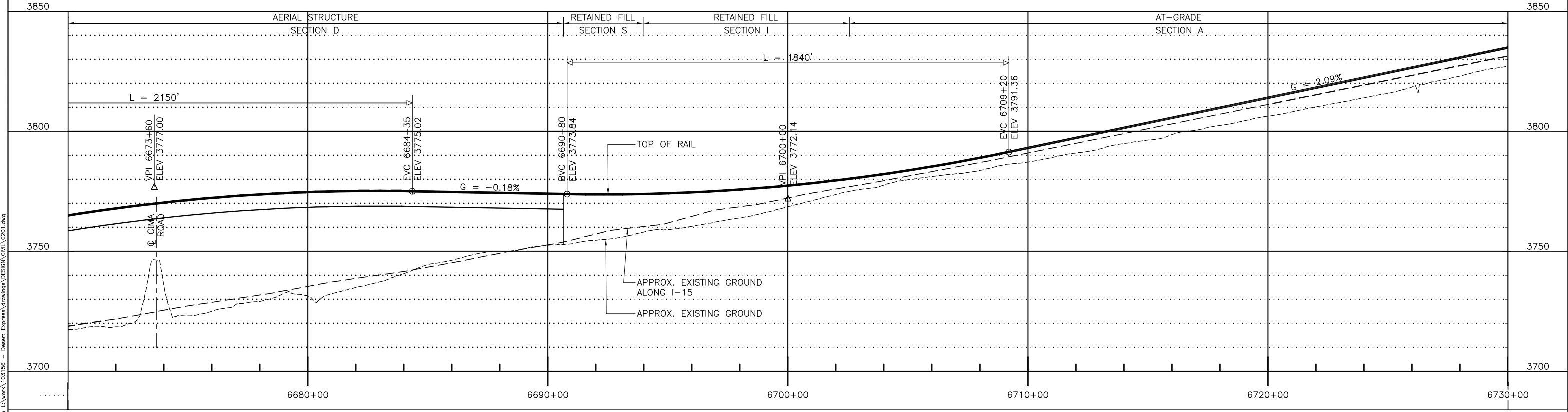
**DESERTXPRESS**  
PLAN AND PROFILE  
SEGMENT 3, ALTERNATIVE B  
STA. DX1 6610+00 TO DX1 6670+00  
SHEET 108

CADD FILENAME  
C201.dwg  
SIZE SCALE  
D 1"=200'H; 1"=20'V  
CONTRACT NO.  
REV. SHEET NO. PAGE NO.  
D C208

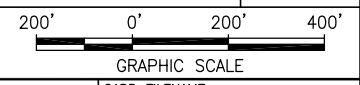
d:\mwork\1 Mar 07 2011 10:17am L:\work\102156 - Desert Express\Drawings\DESIGN\Civil\C201.dwg



PLAN



PROFILE



REV	DATE	BY	SUB	APP	DESCRIPTION
C	01MAR11				ISSUED FOR FINAL EIS PLAN SET
B	31AUG09				
A	12AUG08				

DESIGNED BY  
T. LUNA  
DRAWN BY  
T. LUNA  
CHECKED BY  
J. MAHER  
IN CHARGE  
J. MAHER  
DATE  
19MAY08

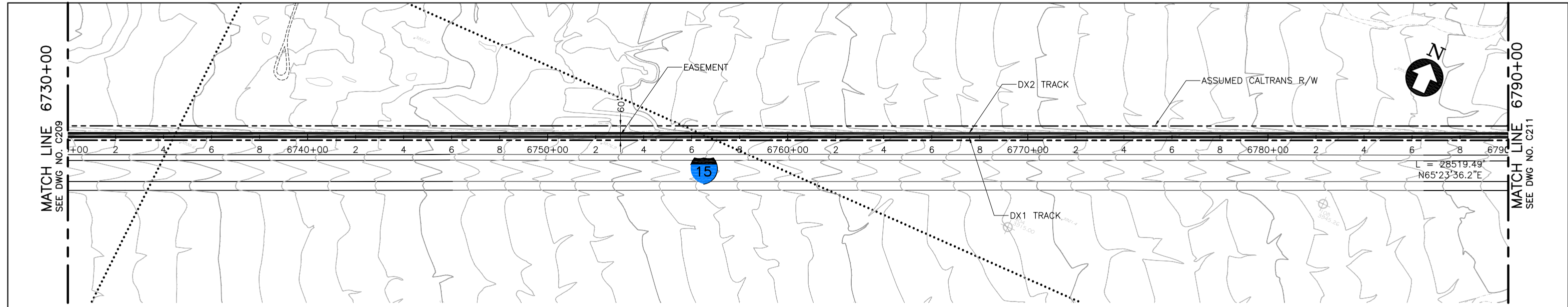
**EARTH TECH | AECOM**

2101 Webster St., Suite 1000  
Oakland, CA 94612  
Phone: (510) 419-6000  
Fax: (510) 419-5355  
F-C-110

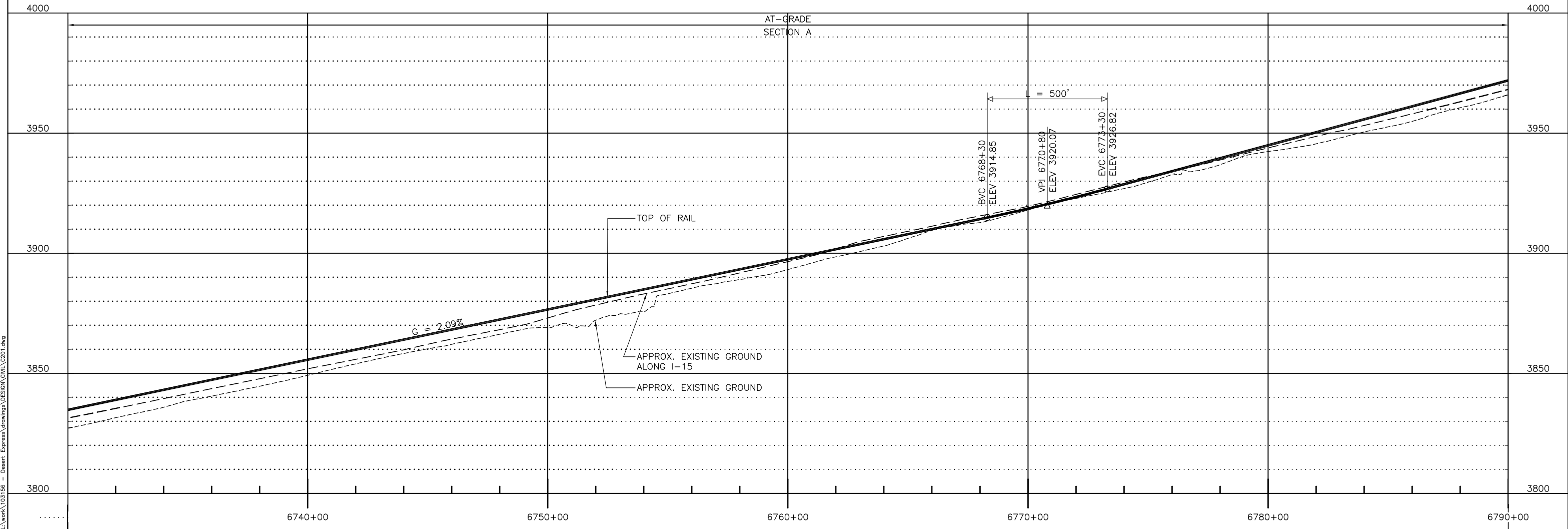
**DESERTXPRESS**  
PLAN AND PROFILE  
SEGMENT 3, ALTERNATIVE B  
STA. DX1 6670+00 TO DX1 6730+00  
SHEET 109

CADD FILENAME C201.dwg		
SIZE D	SCALE 1"=200'H; 1"=20'V	
CONTRACT NO.		
REV. C	SHEET NO. C209	PAGE NO.

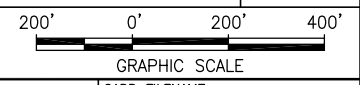
d:\work\11 Mar 07 2011 10:17am L:\work\102156 - Desert Express\Drawings\DESIGN\Civil\C201.dwg



**PLAN**



**PROFILE**



REV	DATE	BY	SUB	APP	DESCRIPTION
C	01MAR11				
B	31AUG09				
A	12AUG08				

DESIGNED BY  
T. LUNA  
DRAWN BY  
T. LUNA  
CHECKED BY  
J. MAHER  
IN CHARGE  
J. MAHER  
DATE  
19MAY08

**EARTH TECH | AECOM**

2101 Webster St., Suite 1000  
Oakland, CA 94612  
Phone: (510) 419-6000  
Fax: (510) 419-5355  
F-C-111

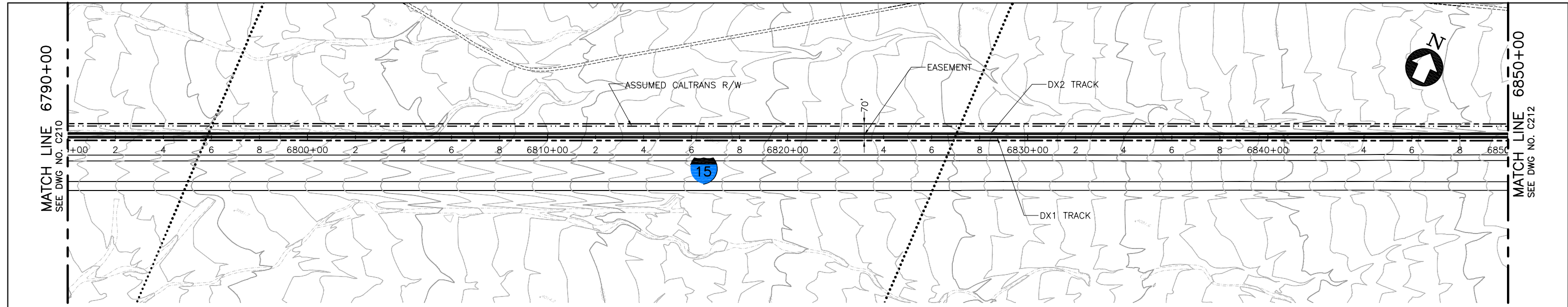
**DESERTXPRESS**

PLAN AND PROFILE  
SEGMENT 3, ALTERNATIVE B  
STA. DX1 6730+00 TO DX1 6790+00  
SHEET 110

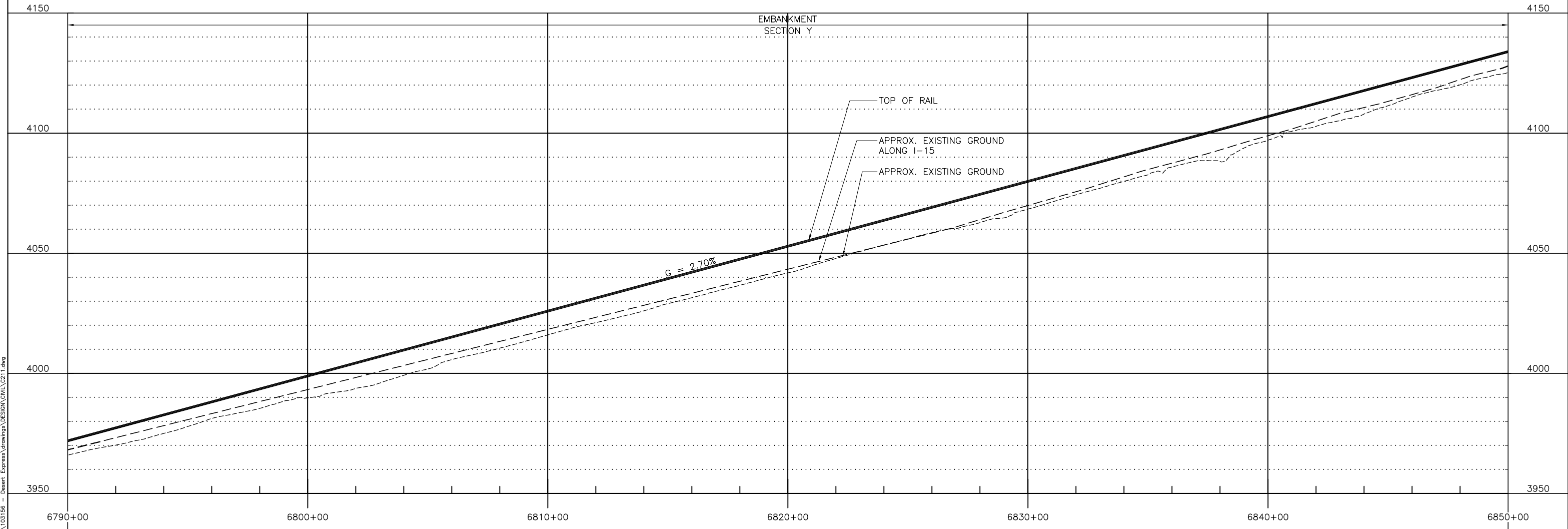
CADD FILENAME C201.dwg		
SIZE D	SCALE 1"=200'H; 1"=20'V	
CONTRACT NO.		
REV. C	SHEET NO. C210	PAGE NO.

d:\mwork\11 Mar 07, 2011 10:18am L:\work\102156 - Desert Express\Drawings\DESIGN\Civil\C201.dwg





**PLAN**



**PROFILE**

Jun 07, 2011 9:47am L:\work\103156 - Desert Express Drawings\DESIGN\DWG\C211.dwg  
 Mar 07, 2011 9:47am L:\work\103156 - Desert Express Drawings\DESIGN\DWG\C211.dwg

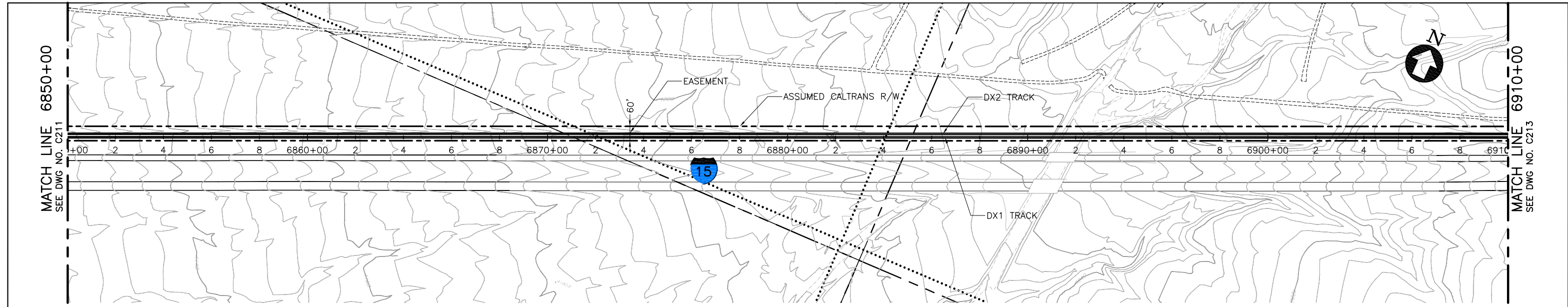
REV	DATE	BY	SUB	APP	DESCRIPTION
D	01MAR11				ISSUED FOR FINAL EIS PLAN SET
C	30DEC09				
B	31AUG09				
A	12AUG08				

DESIGNED BY  
T. LUNA  
 DRAWN BY  
T. LUNA  
 CHECKED BY  
J. MAHER  
 IN CHARGE  
J. MAHER  
 DATE  
19MAY08

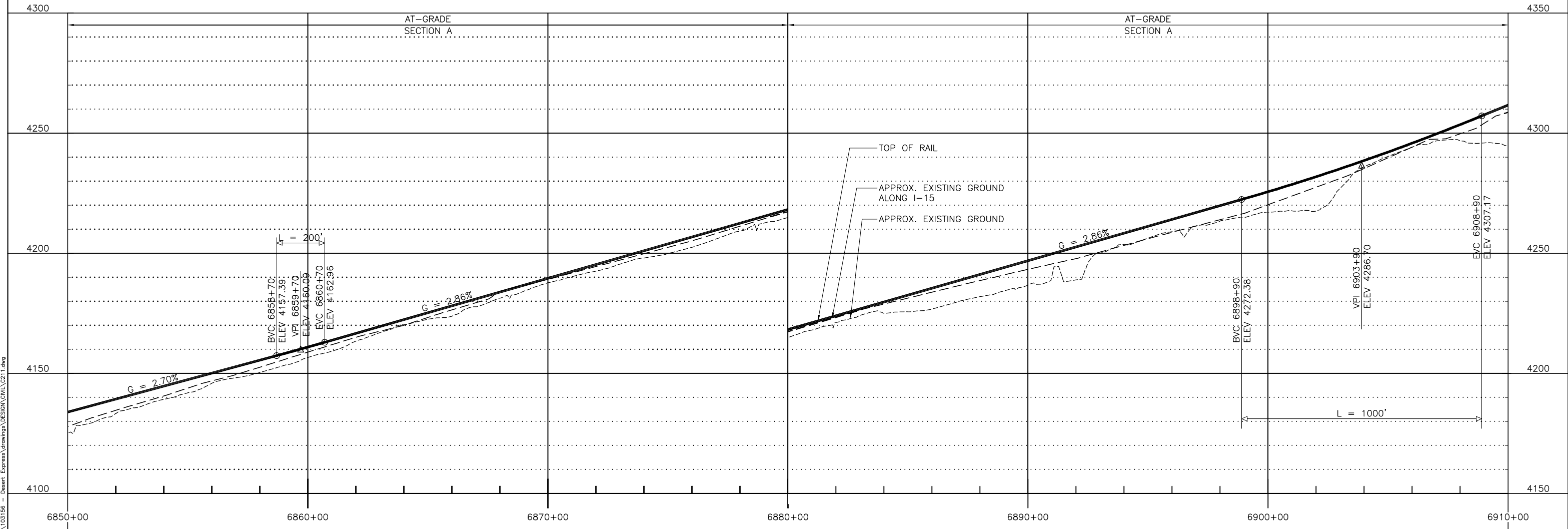
**EARTH TECH | AECOM**

2101 Webster St., Suite 1000  
 Oakland, CA 94612  
 Phone: (510) 419-6000  
 Fax: (510) 419-5355  
 F-C-112

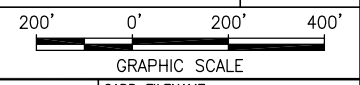
<b>DESERTXPRESS</b>		
PLAN AND PROFILE		
SEGMENT 3, ALTERNATIVE B		
STA. DX1 6790+00 TO DX1 6850+00		
SHEET 111		
CADD FILENAME C211.dwg	SIZE D	SCALE 1"=200'H; 1"=20'V
CONTRACT NO.	REV. D	SHEET NO. C211
		PAGE NO.



PLAN



PROFILE



REV	DATE	BY	SUB	APP	DESCRIPTION
C	01MAR11				
B	31AUG09				
A	12AUG08				

DESIGNED BY  
T. LUNA  
DRAWN BY  
T. LUNA  
CHECKED BY  
J. MAHER  
IN CHARGE  
J. MAHER  
DATE  
19MAY08

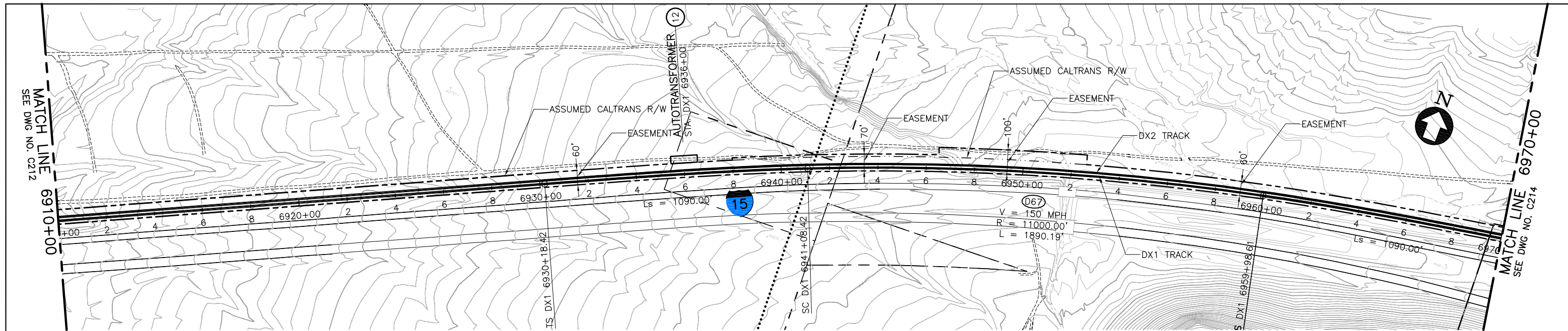
**EARTH TECH | AECOM**

2101 Webster St., Suite 1000  
Oakland, CA 94612  
Phone: (510) 419-6000  
Fax: (510) 419-5355  
F-C-113

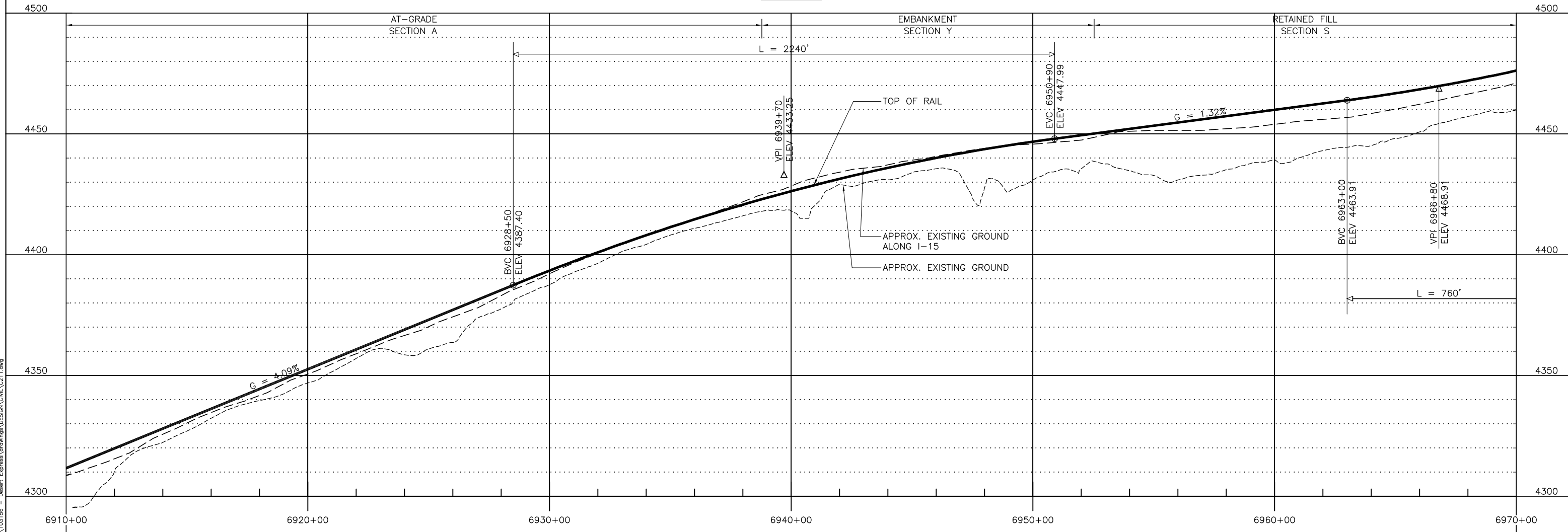
**DESERTXPRESS**  
PLAN AND PROFILE  
SEGMENT 3, ALTERNATIVE B  
STA. DX1 6850+00 TO DX1 6910+00  
SHEET 112

CADD FILENAME C211.dwg		
SIZE D	SCALE 1"=200'H; 1"=20'V	
CONTRACT NO.		
REV. C	SHEET NO. C212	PAGE NO.

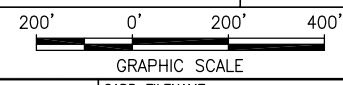
Jun 07, 2011 9:45am L:\work\103156 - Desert Express Drawings\DESIGN\CAD\C211.dwg  
 Mar 07, 2011 9:45am L:\work\103156 - Desert Express Drawings\DESIGN\CAD\C211.dwg



PLAN



PROFILE



Jun13 10:07 AM 2011 - 9:45am L:\work\103156 - Desert Express\Drawings\DESIGN\Civil\C211.dwg  
 Mar 07, 2011 - 9:45am L:\work\103156 - Desert Express\Drawings\DESIGN\Civil\C211.dwg

REV	DATE	BY	SUB	APP	DESCRIPTION
D	01MAR11				ISSUED FOR FINAL EIS PLAN SET
C	30DEC09				
B	31AUG09				
A	12AUG08				

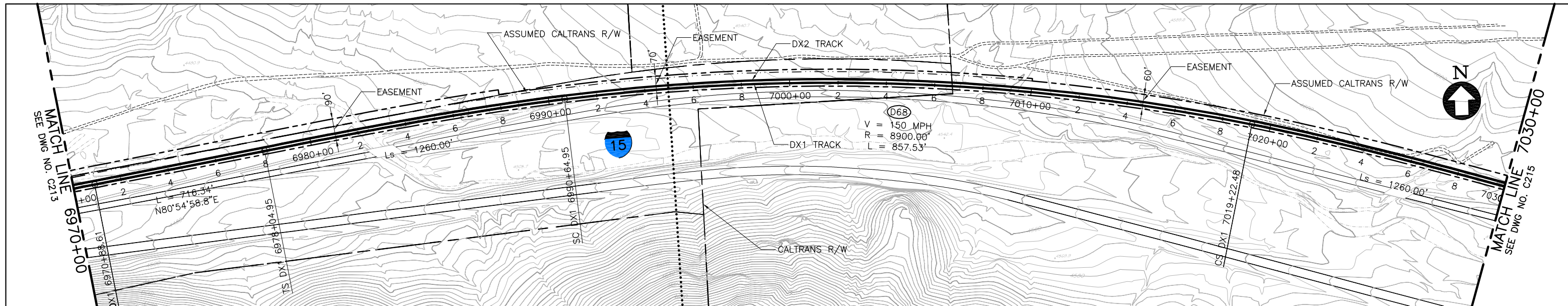
DESIGNED BY  
T. LUNA  
 DRAWN BY  
T. LUNA  
 CHECKED BY  
J. MAHER  
 IN CHARGE  
J. MAHER  
 DATE  
19MAY08

**EARTH TECH | AECOM**

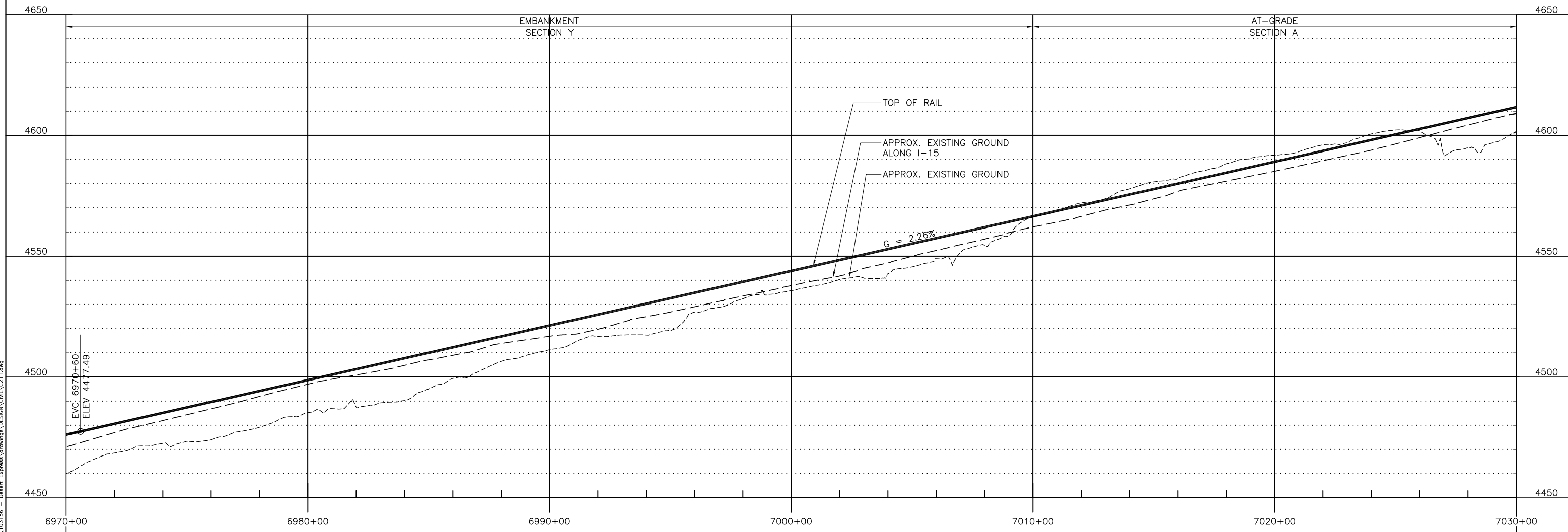
2101 Webster St., Suite 1000  
 Oakland, CA 94612  
 Phone: (510) 419-6000  
 Fax: (510) 419-5355  
 F-C-114

<b>DESERTXPRESS</b>		
PLAN AND PROFILE		
SEGMENT 3, ALTERNATIVE B		
STA. DX1 6910+00 TO DX1 6970+00		
SHEET 113		
CADD FILENAME C211.dwg	SIZE D	SCALE 1"=200'H; 1"=20'V
CONTRACT NO.		
REV. D	SHEET NO. C213	PAGE NO.

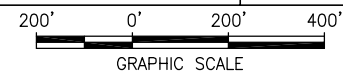




PLAN



PROFILE



Jun 07, 2011 9:45am L:\work\103156 - Desert Express Drawings\DESIGN\DWG\C211.dwg  
 Mar 07, 2011 9:45am L:\work\103156 - Desert Express Drawings\DESIGN\DWG\C211.dwg

REV	DATE	BY	SUB	APP	DESCRIPTION
D	01MAR11				ISSUED FOR FINAL EIS PLAN SET
C	30DEC09				
B	31AUG09				
A	12AUG08				

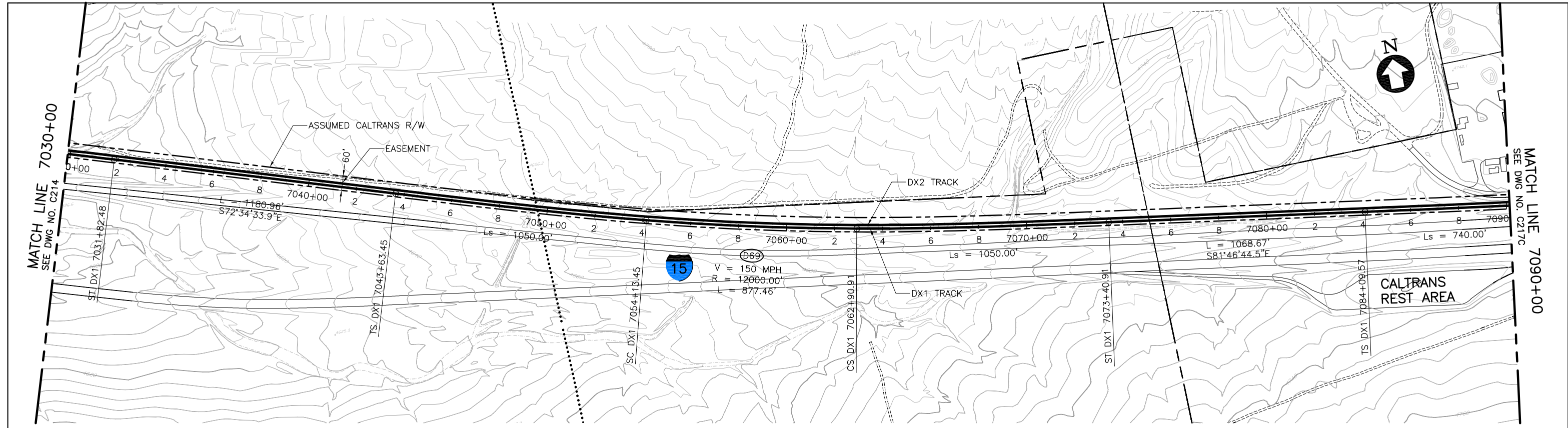
DESIGNED BY  
T. LUNA  
 DRAWN BY  
T. LUNA  
 CHECKED BY  
J. MAHER  
 IN CHARGE  
J. MAHER  
 DATE  
19MAY08

**EARTH TECH | AECOM**

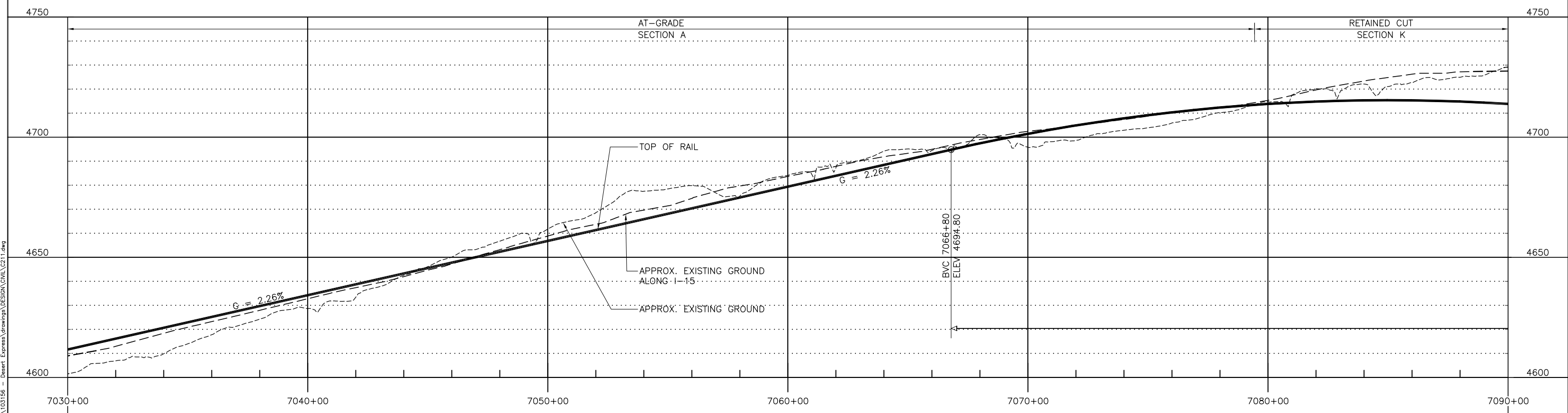
2101 Webster St., Suite 1000  
 Oakland, CA 94612  
 Phone: (510) 419-6000  
 Fax: (510) 419-5355  
 F-C-115

**DESERTXPRESS**  
 PLAN AND PROFILE  
 SEGMENT 3, ALTERNATIVE B  
 STA. DX1 6970+00 TO DX1 7030+00  
 SHEET 114

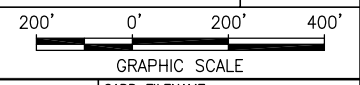
CADD FILENAME C211.dwg		
SIZE D	SCALE 1"=200'H; 1"=20'V	
CONTRACT NO.		
REV. D	SHEET NO. C214	PAGE NO.



PLAN



PROFILE



Jun13 11:07 AM 2011 - 9:49am L:\work\103156 - Desert Express\Drawings\DESIGN\DWG\C211.dwg  
 Mar 07, 2011 - 9:49am L:\work\103156 - Desert Express\Drawings\DESIGN\DWG\C211.dwg

REV	DATE	BY	SUB	APP	DESCRIPTION
D	01MAR11				ISSUED FOR FINAL EIS PLAN SET
C	30DEC09				
B	31AUG09				
A	12AUG08				

DESIGNED BY  
T. LUNA  
 DRAWN BY  
T. LUNA  
 CHECKED BY  
J. MAHER  
 IN CHARGE  
J. MAHER  
 DATE  
19MAY08

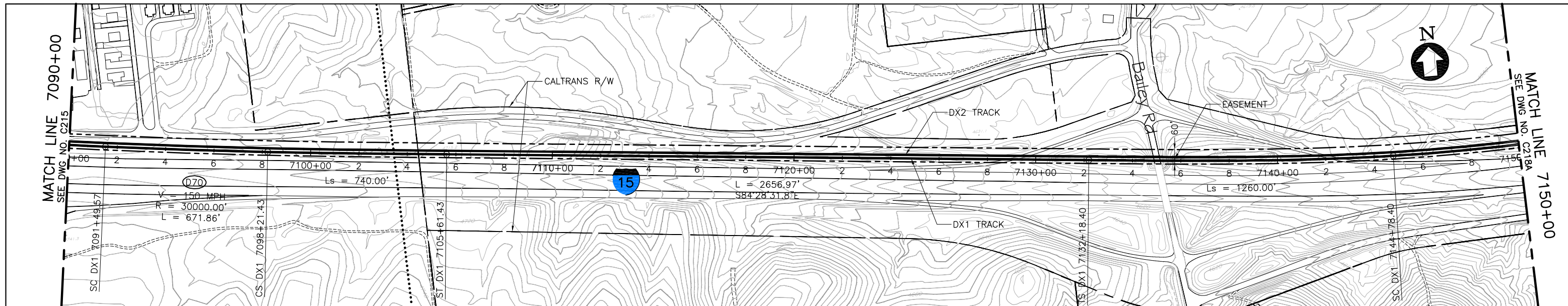
**EARTH TECH | AECOM**

2101 Webster St., Suite 1000  
 Oakland, CA 94612  
 Phone: (510) 419-6000  
 Fax: (510) 419-5355  
 F-C-116

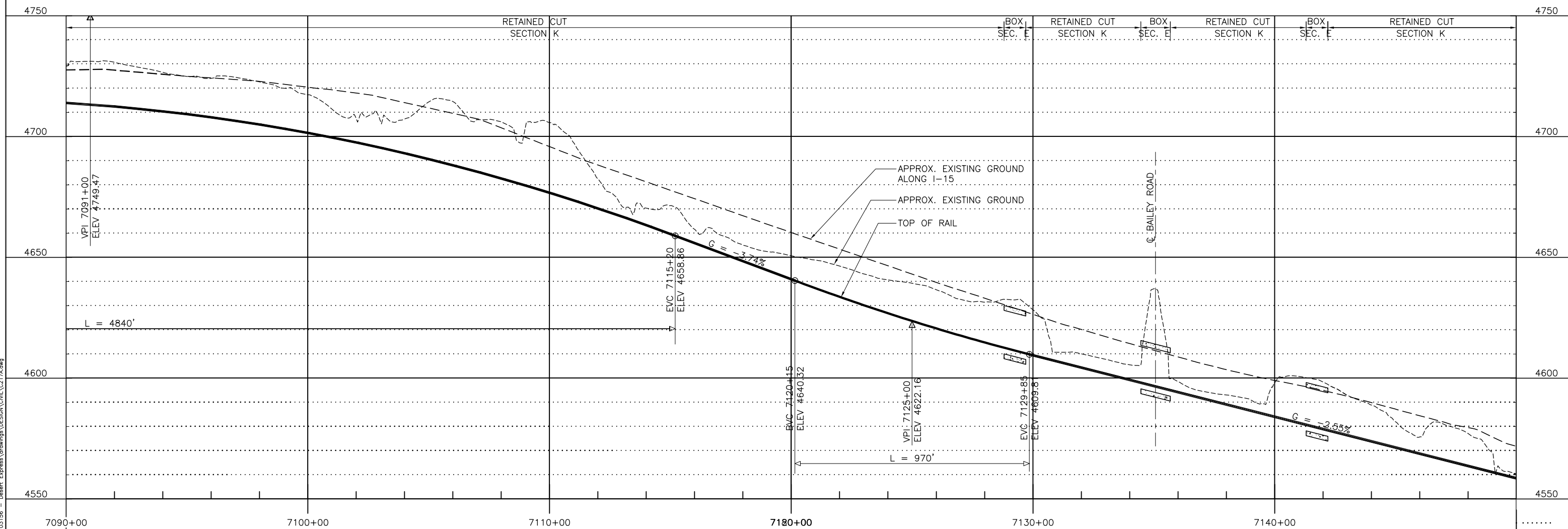
**DESERTXPRESS**  
 PLAN AND PROFILE  
 SEGMENT 3, ALTERNATIVE B  
 STA. DX1 7030+00 TO DX1 7090+00  
 SHEET 115

CADD FILENAME C211.dwg		
SIZE D	SCALE 1"=200'H; 1"=20'V	
CONTRACT NO.		
REV. D	SHEET NO. C215	PAGE NO.

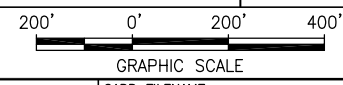




PLAN



PROFILE



Jun 07, 2011 9:55am L:\work\103156 - Desert Express Drawings\DESIGN\DWG\C217A.dwg  
 Mar 07, 2011 9:55am L:\work\103156 - Desert Express Drawings\DESIGN\DWG\C217A.dwg

REV	DATE	BY	SUB	APP	DESCRIPTION
C	01MAR11				ISSUED FOR FINAL EIS PLAN SET
B	09FEB10				
A	14JUL09				

DESIGNED BY  
T. LUNA  
 DRAWN BY  
T. LUNA  
 CHECKED BY  
J. MAHER  
 IN CHARGE  
J. MAHER  
 DATE  
19MAY08

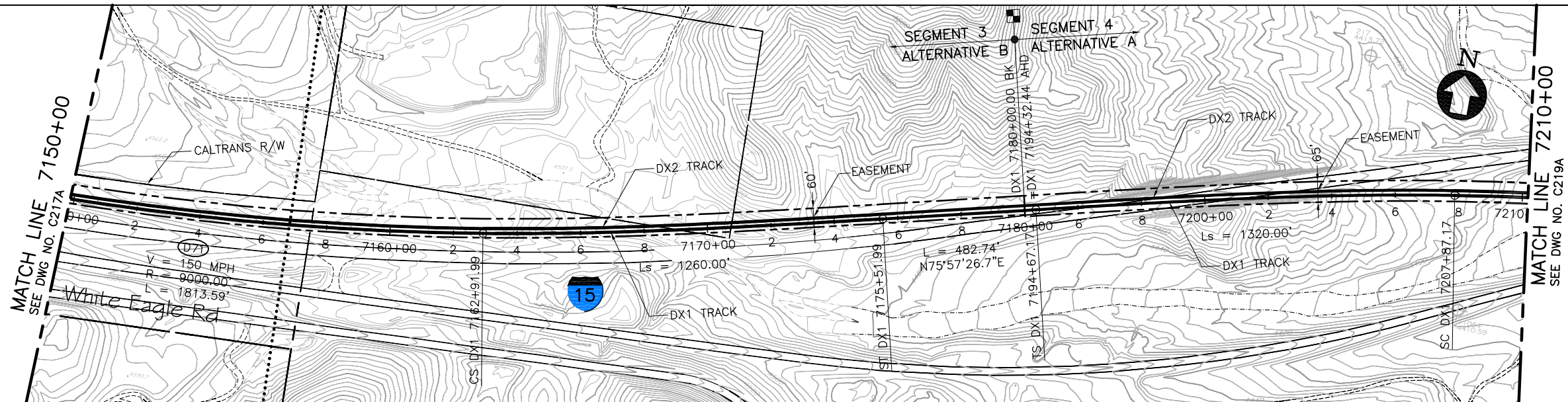
**EARTH TECH | AECOM**

2101 Webster St., Suite 1000  
 Oakland, CA 94612  
 Phone: (510) 419-6000  
 Fax: (510) 419-5355  
 F-C-117

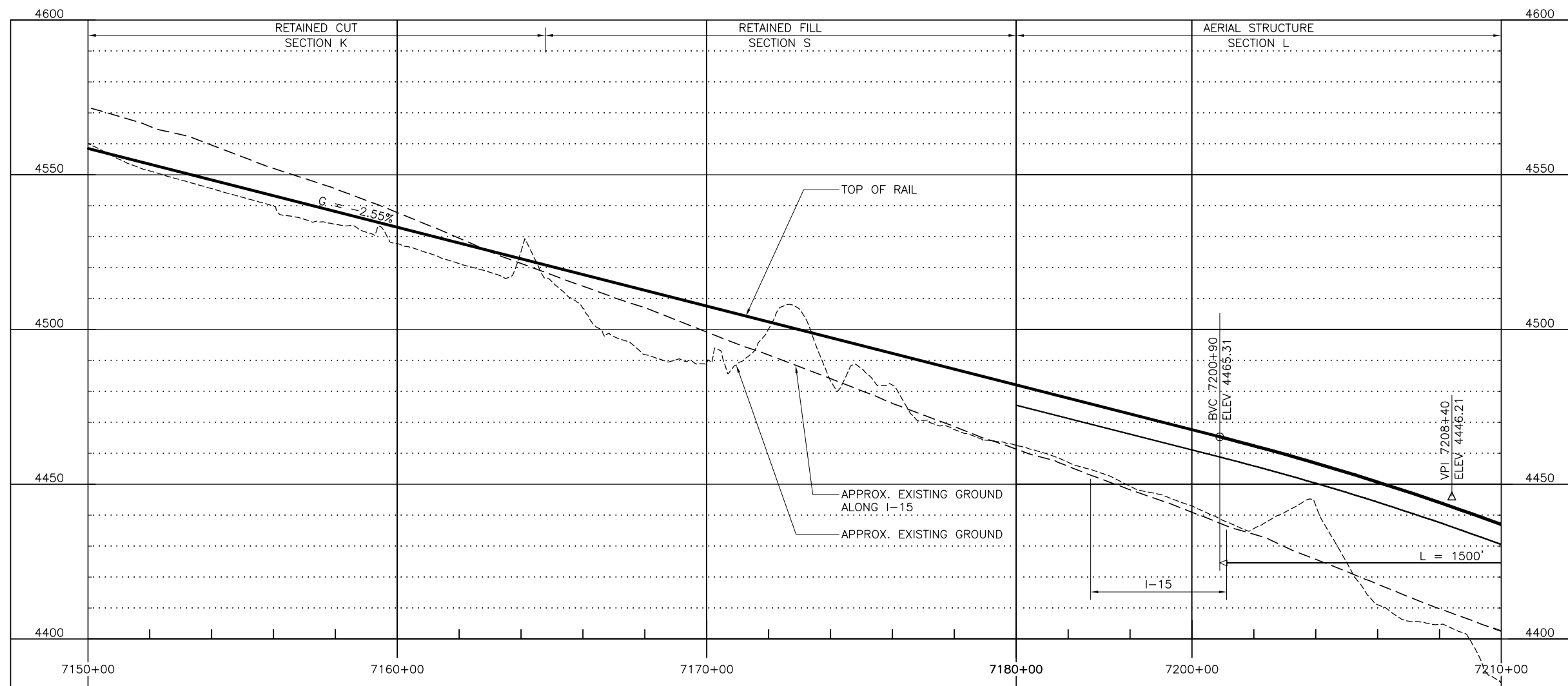
**DESERTXPRESS**  
 PLAN AND PROFILE  
 SEGMENT 3, ALTERNATIVE B  
 STA. DX1 7090+00 TO DX1 7150+00  
 SHEET 117A

CADD FILENAME C217A.dwg		
SIZE	SCALE	
D	1"=200'H; 1"=20'V	
CONTRACT NO.		
REV.	SHEET NO.	PAGE NO.
C	C217A	

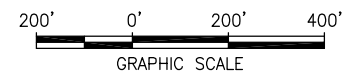




PLAN



PROFILE



Jun 07, 2011 9:55am L:\work\103156 - Desert Express Drawings\DESIGN\CAD\C217A.dwg  
 Mar 07, 2011 9:55am L:\work\103156 - Desert Express Drawings\DESIGN\CAD\C217A.dwg

REV	DATE	BY	SUB	APP	DESCRIPTION
C	01MAR11				ISSUED FOR FINAL EIS PLAN SET
B	09FEB10				
A	14JUL09				

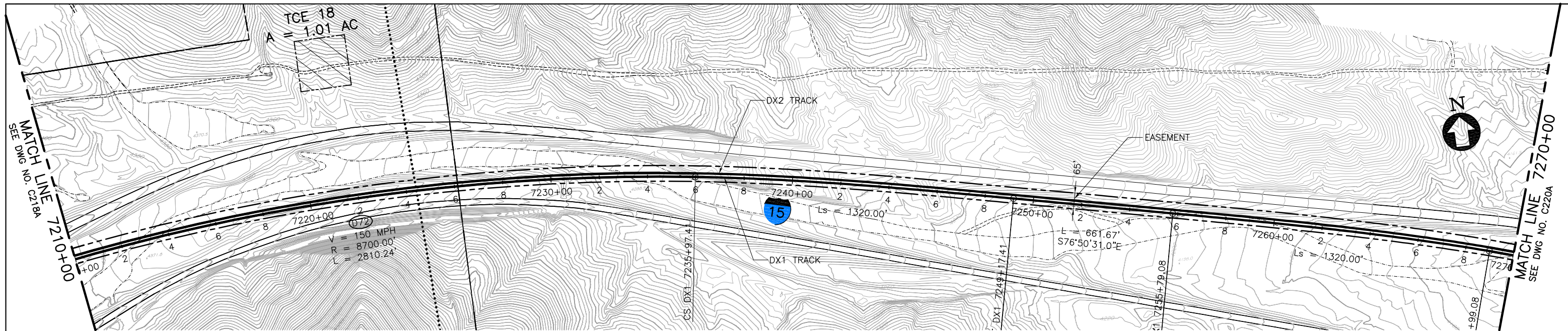
DESIGNED BY  
T. LUNA  
 DRAWN BY  
T. LUNA  
 CHECKED BY  
J. MAHER  
 IN CHARGE  
J. MAHER  
 DATE  
19MAY08

**EARTH TECH | AECOM**

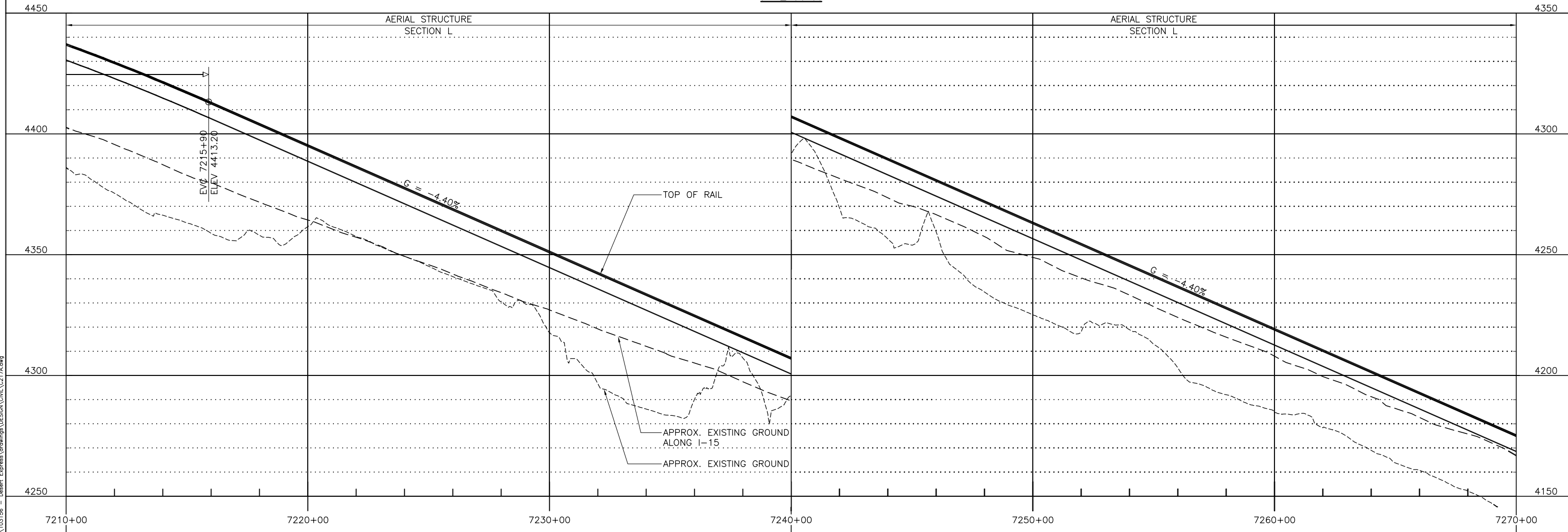
2101 Webster St., Suite 1000  
 Oakland, CA 94612  
 Phone: (510) 419-6000  
 Fax: (510) 419-5355  
 F-C-118

**DESERTXPRESS**  
 PLAN AND PROFILE  
 SEGMENT 4, ALTERNATIVE A  
 STA. DX1 7194+32 TO DX1 7210+00  
 SHEET 118A

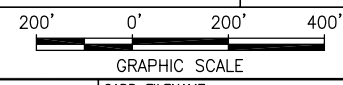
CADD FILENAME C217A.dwg		
SIZE D	SCALE 1"=200'H; 1"=20'V	
CONTRACT NO.		
REV. C	SHEET NO. C218A	PAGE NO.



PLAN



PROFILE



REV	DATE	BY	SUB	APP	DESCRIPTION
C	01MAR11				ISSUED FOR FINAL EIS PLAN SET
B	09FEB10				
A	14JUL09				

DESIGNED BY  
T. LUNA  
DRAWN BY  
L. DIFUNTORUM  
CHECKED BY  
J. MAHER  
IN CHARGE  
J. MAHER  
DATE  
19MAY08

**EARTH TECH | AECOM**

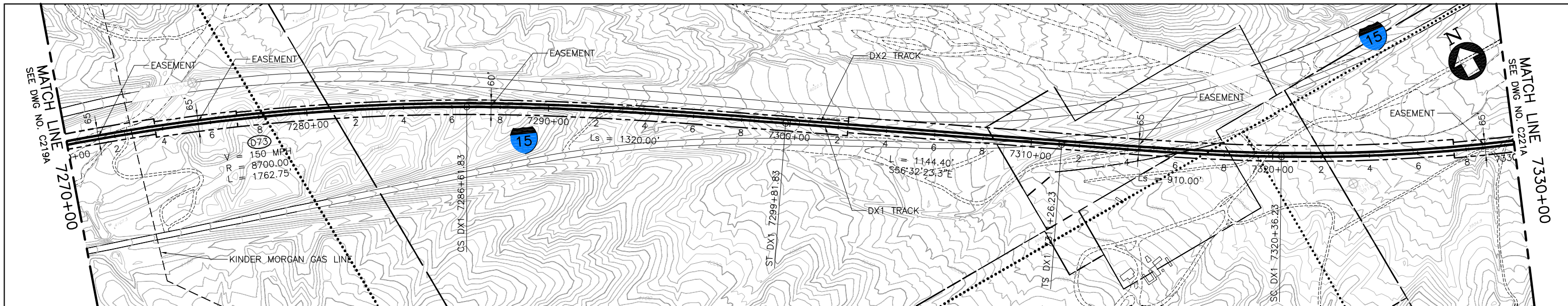
2101 Webster St., Suite 1000  
Oakland, CA 94612  
Phone: (510) 419-6000  
Fax: (510) 419-5355  
F-C-119

**DESERTXPRESS**  
PLAN AND PROFILE  
SEGMENT 4, ALTERNATIVE A  
STA. DX1 7210+00 TO DX1 7270+00  
SHEET 119A

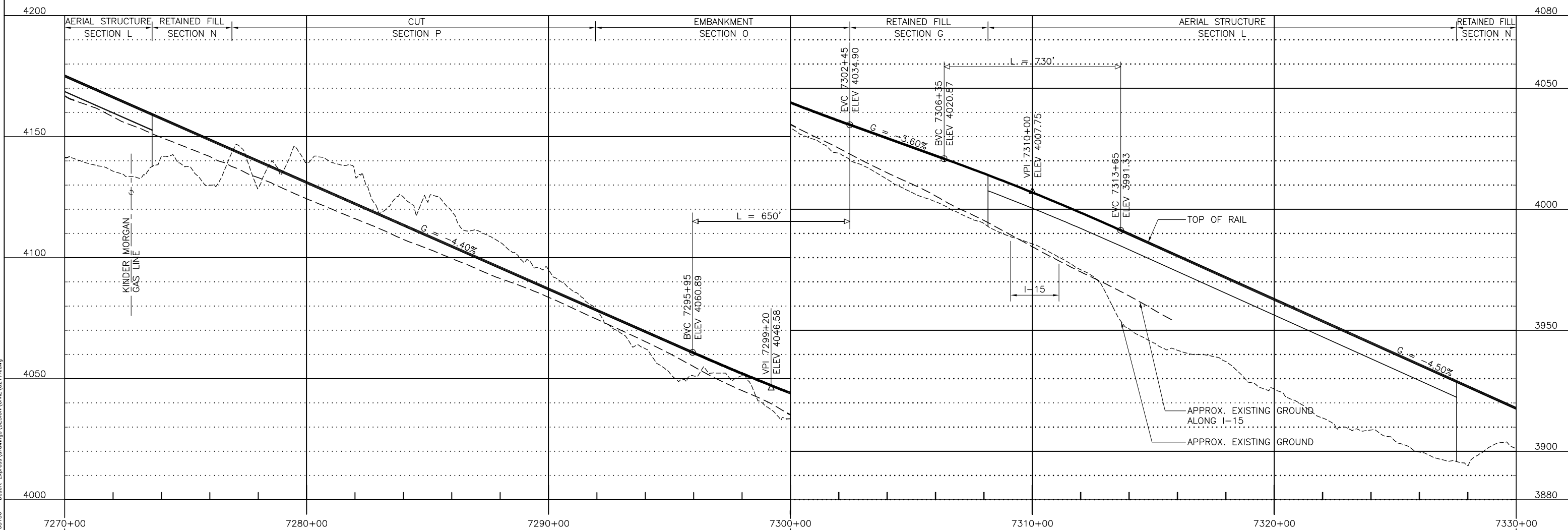
CADD FILENAME C217A.dwg		
SIZE D	SCALE 1"=200'H; 1"=20'V	
CONTRACT NO.		
REV. C	SHEET NO. C219A	PAGE NO.

Jun 07, 2011 9:55 am L:\work\103156 - Desert Express\Drawings\DESIGN\DWG\C217A.dwg






PLAN



PROFILE



Jun 07, 2011 9:55 am L:\work\103156 - Desert Express Drawings\DESIGN\DWG\C217A.dwg  
 Mar 07, 2011 9:55 am L:\work\103156 - Desert Express Drawings\DESIGN\DWG\C217A.dwg

REV	DATE	BY	SUB	APP	DESCRIPTION
C	01MAR11				ISSUED FOR FINAL EIS PLAN SET
B	09FEB10				
A	14JUL09				

DESIGNED BY  
T. LUNA  
 DRAWN BY  
L. DIFUNTORUM  
 CHECKED BY  
J. MAHER  
 IN CHARGE  
J. MAHER  
 DATE  
20OCT08

**EARTH TECH | AECOM**

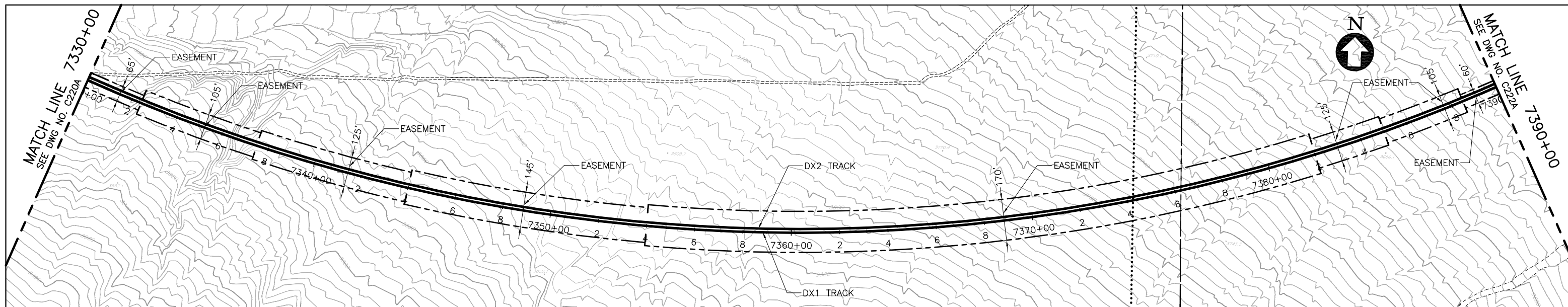
2101 Webster St., Suite 1000  
 Oakland, CA 94612  
 Phone: (510) 419-6000  
 Fax: (510) 419-5355  
 F-C-120

**DESERTXPRESS**

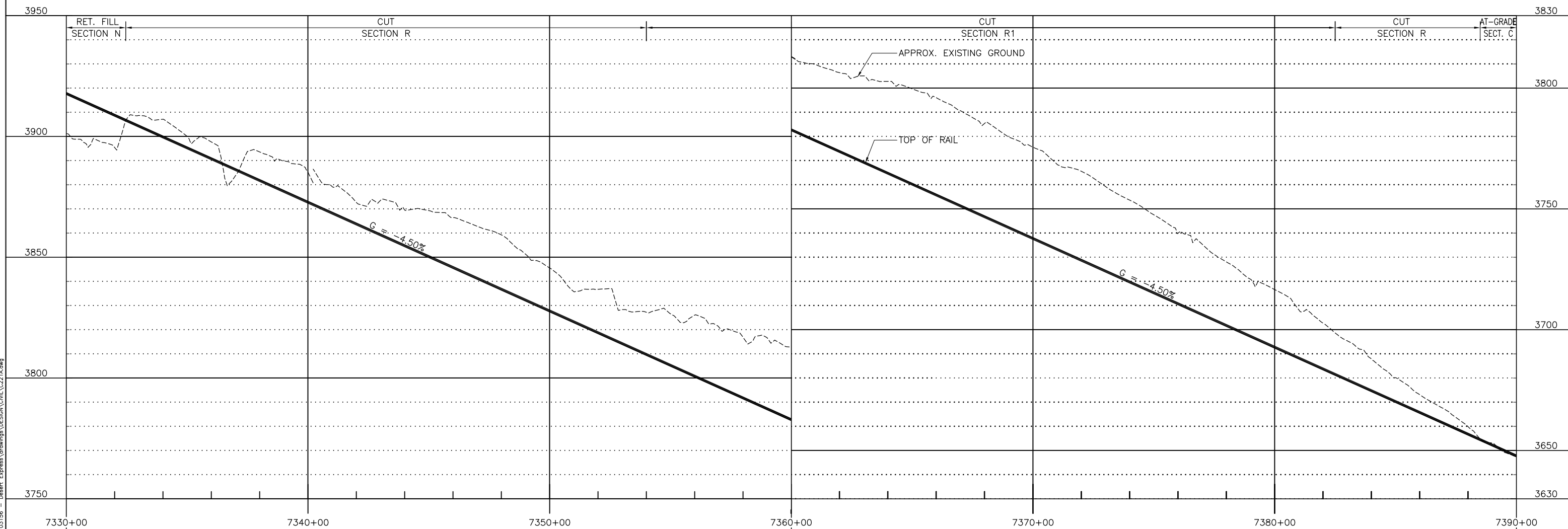
PLAN AND PROFILE  
 SEGMENT 4, ALTERNATIVE A  
 STA. DX1 7270+00 TO DX1 7330+00  
 SHEET 120A

CADD FILENAME C217A.dwg		
SIZE D	SCALE 1"=200'H; 1"=20'V	
CONTRACT NO.		
REV. C	SHEET NO. C220A	PAGE NO.






**PLAN**



**PROFILE**



Jun 07, 2011 9:55am L:\work\103156 - Desert Express Drawings\DESIGN\DWG\C221A.dwg  
 Mar 07, 2011 9:55am L:\work\103156 - Desert Express Drawings\DESIGN\DWG\C221A.dwg

REV	DATE	BY	SUB	APP	DESCRIPTION
C	01MAR11				ISSUED FOR FINAL EIS PLAN SET
B	09FEB10				
A	14JUL09				

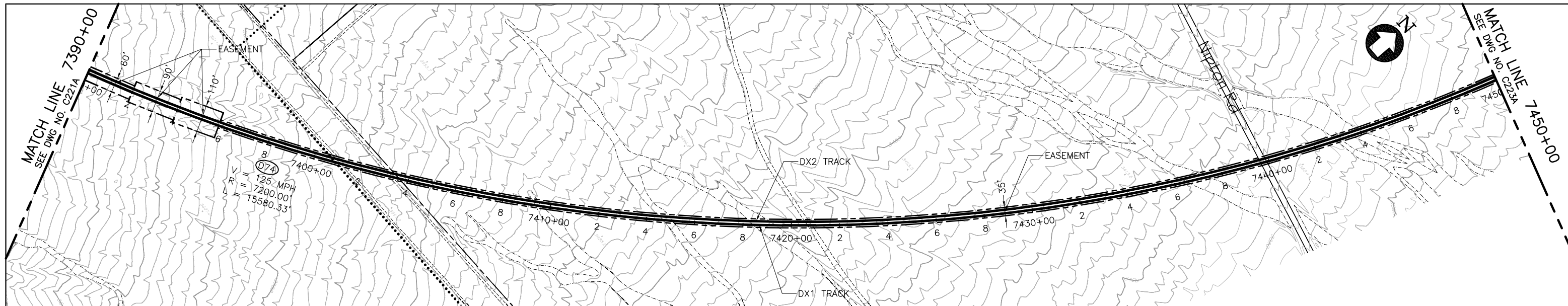
DESIGNED BY  
T. LUNA  
 DRAWN BY  
L. DIFUNTORUM  
 CHECKED BY  
J. MAHER  
 IN CHARGE  
J. MAHER  
 DATE  
19MAY08

**EARTH TECH | AECOM**

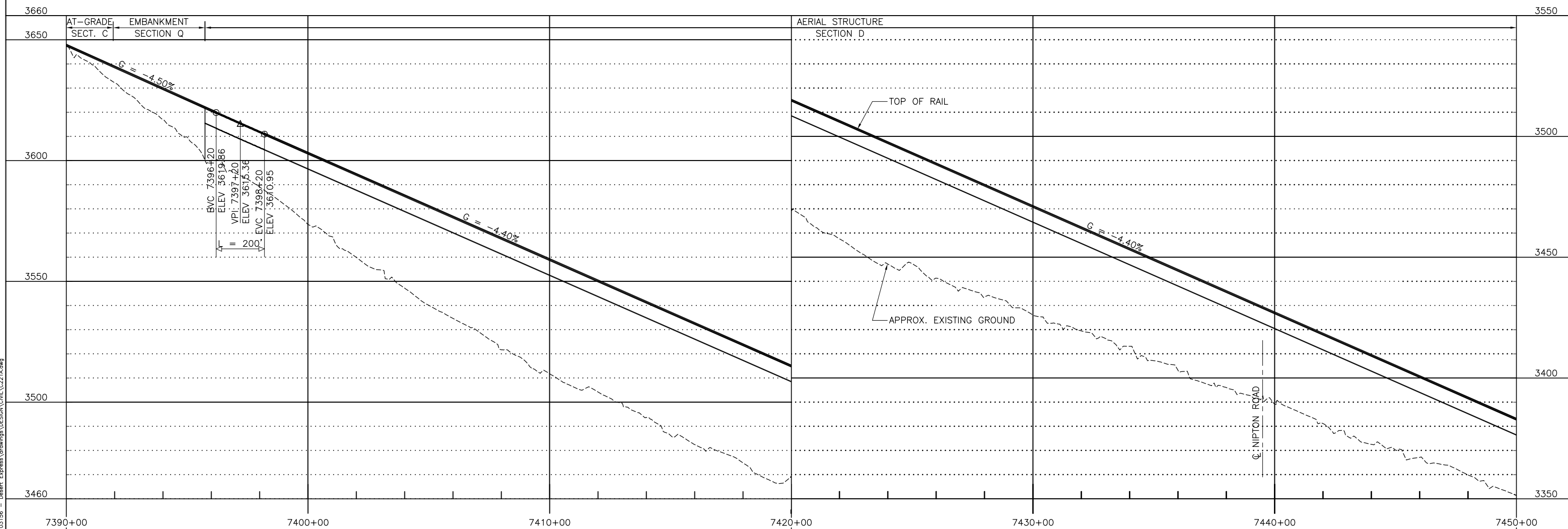
2101 Webster St., Suite 1000  
 Oakland, CA 94612  
 Phone: (510) 419-6000  
 Fax: (510) 419-5355  
 F-C-121

**DESERTXPRESS**  
 PLAN AND PROFILE  
 SEGMENT 4, ALTERNATIVE A  
 STA. DX1 7330+00 TO DX1 7390+00  
 SHEET 121A


CADD FILENAME C221A.dwg		
SIZE D	SCALE 1"=200'H; 1"=20'V	
CONTRACT NO.		
REV. C	SHEET NO. C221A	PAGE NO.



**PLAN**



**PROFILE**



Jun 07, 2011 9:52am L:\work\103156 - Desert Express Drawings\DESIGN\CAD\C221A.dwg  
 Mar 07, 2011 9:52am L:\work\103156 - Desert Express Drawings\DESIGN\CAD\C221A.dwg

REV	DATE	BY	SUB	APP	DESCRIPTION
C	01MAR11				ISSUED FOR FINAL EIS PLAN SET
B	09FEB10				
A	14JUL09				

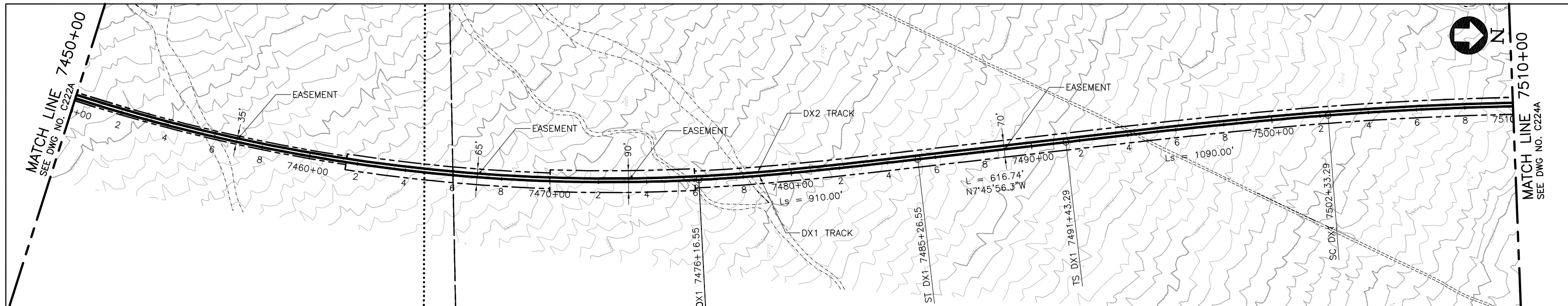
DESIGNED BY  
T. LUNA  
 DRAWN BY  
L. DIFUNTORUM  
 CHECKED BY  
J. MAHER  
 IN CHARGE  
J. MAHER  
 DATE  
19MAY08

**EARTH TECH | AECOM**

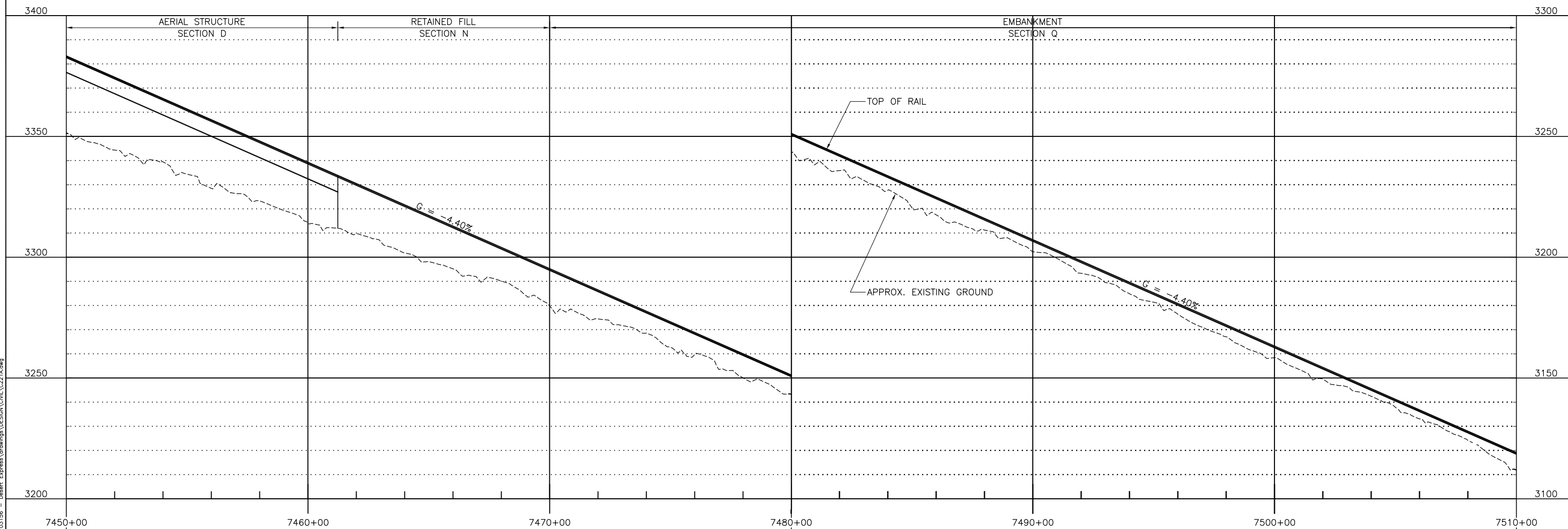
2101 Webster St., Suite 1000  
 Oakland, CA 94612  
 Phone: (510) 419-6000  
 Fax: (510) 419-5355  
 F-C-122

**DESERTXPRESS**  
 PLAN AND PROFILE  
 SEGMENT 4, ALTERNATIVE A  
 STA. DX1 7390+00 TO DX1 7450+00  
 SHEET 122A

CADD FILENAME C221A.dwg		
SIZE D	SCALE 1"=200'H; 1"=20'V	
CONTRACT NO.		
REV. C	SHEET NO. C222A	PAGE NO.



PLAN



PROFILE

Jun13 11:07 AM 2011 - 9:52am L:\work\103156 - Desert Express\Drawings\DESIGN\DWG\C221A.dwg

REV	DATE	BY	SUB	APP	DESCRIPTION
C	01MAR11				ISSUED FOR FINAL EIS PLAN SET
B	09FEB10				
A	14JUL09				

DESIGNED BY T. LUNA
DRAWN BY L. DIFUNTORUM
CHECKED BY J. MAHER
IN CHARGE J. MAHER
DATE 19MAY08

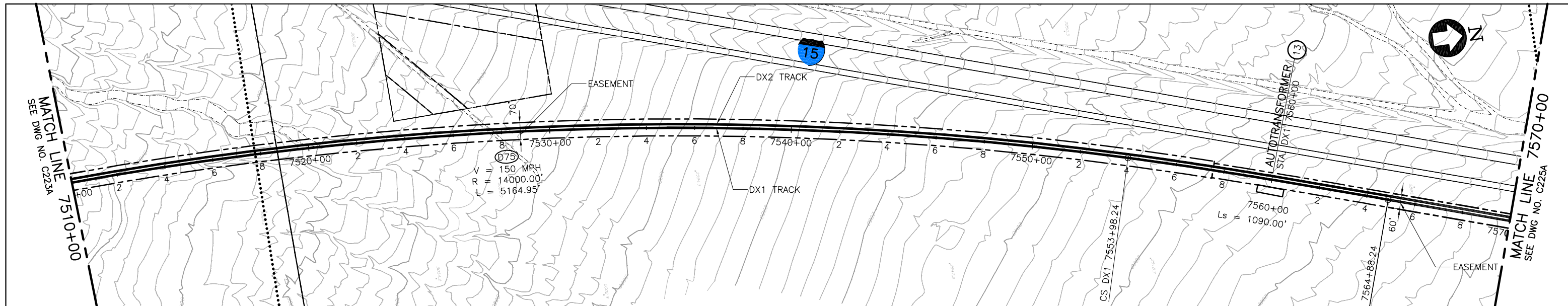
**EARTH TECH | AECOM**

2101 Webster St., Suite 1000  
Oakland, CA 94612  
Phone: (510) 419-6000  
Fax: (510) 419-5355  
F-C-123

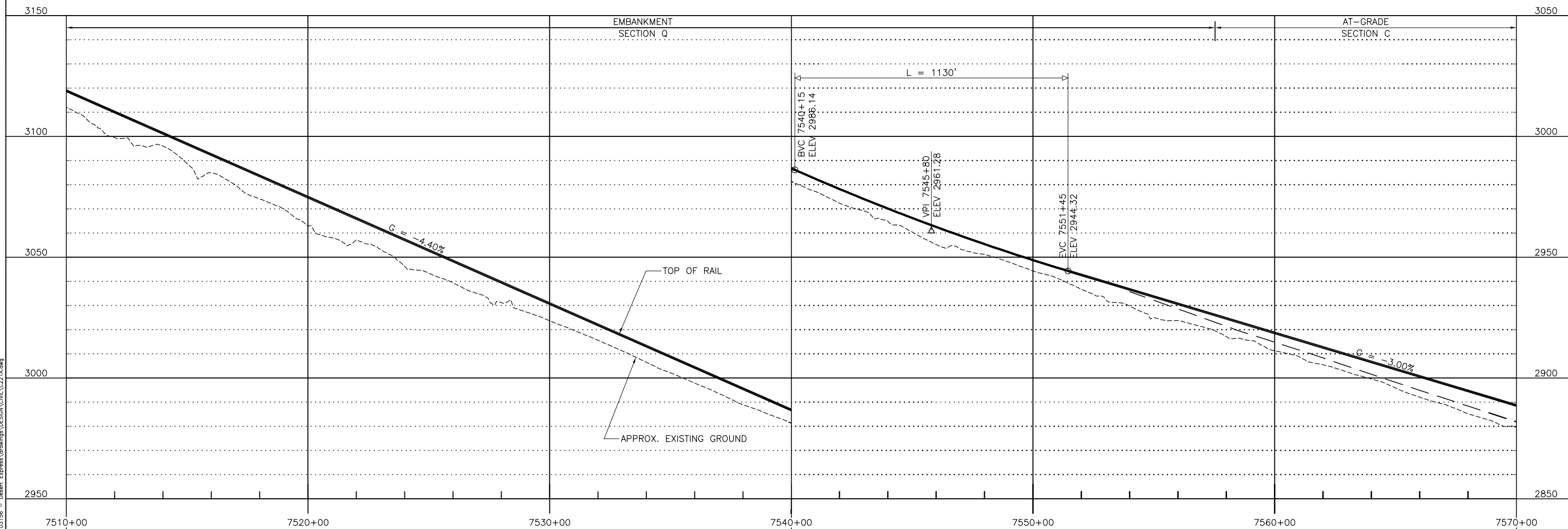
**DESERTXPRESS**  
PLAN AND PROFILE  
SEGMENT 4, ALTERNATIVE A  
STA. DX1 7450+00 TO DX1 7510+00  
SHEET 123A

CADD FILENAME C221A.dwg		
SIZE D	SCALE 1"=200'H; 1"=20'V	
CONTRACT NO.		
REV. C	SHEET NO. C223A	PAGE NO.






PLAN



PROFILE



Jun 07, 2011 9:55am L:\work\103156 - Desert Express Drawings\DESIGN\DWG\C221A.dwg  
 Mar 07, 2011 9:55am L:\work\103156 - Desert Express Drawings\DESIGN\DWG\C221A.dwg

REV	DATE	BY	SUB	APP	DESCRIPTION
C	01MAR11				ISSUED FOR FINAL EIS PLAN SET
B	09FEB10				
A	14JUL09				

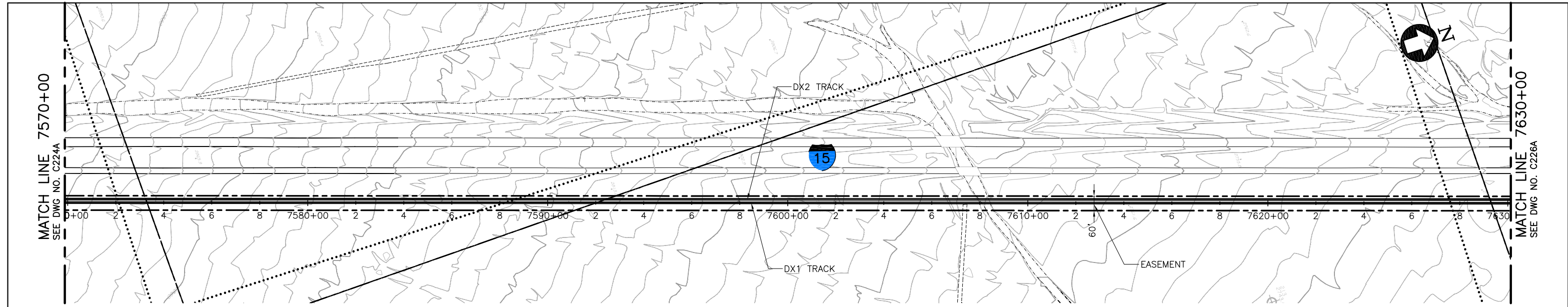
DESIGNED BY  
T. LUNA  
 DRAWN BY  
L. DIFUNTORUM  
 CHECKED BY  
J. MAHER  
 IN CHARGE  
J. MAHER  
 DATE  
19MAY08

**EARTH TECH | AECOM**

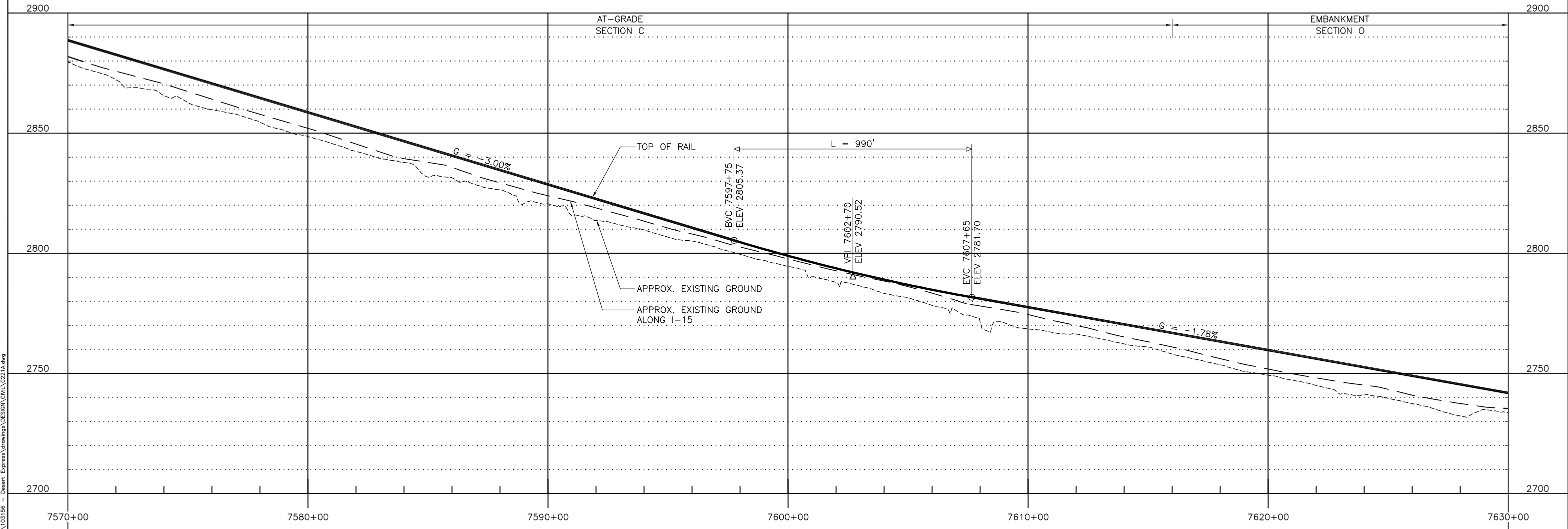
2101 Webster St., Suite 1000  
 Oakland, CA 94612  
 Phone: (510) 419-6000  
 Fax: (510) 419-5355  
 F-C-124

**DESERTXPRESS**  
 PLAN AND PROFILE  
 SEGMENT 4, ALTERNATIVE A  
 STA. DX1 7510+00 TO DX1 7570+00  
 SHEET 124A

CADD FILENAME C221A.dwg		
SIZE D	SCALE 1"=200'H; 1"=20'V	
CONTRACT NO.		
REV. C	SHEET NO. C224A	PAGE NO.



**PLAN**



**PROFILE**

Jun 07, 2011 9:55am L:\work\103156 - Desert Express\Drawings\DESIGN\DWG\C221A.dwg  
 Mar 07, 2011 9:55am L:\work\103156 - Desert Express\Drawings\DESIGN\DWG\C221A.dwg

REV	DATE	BY	SUB	APP	DESCRIPTION
C	01MAR11				ISSUED FOR FINAL EIS PLAN SET
B	09FEB10				
A	14JUL09				

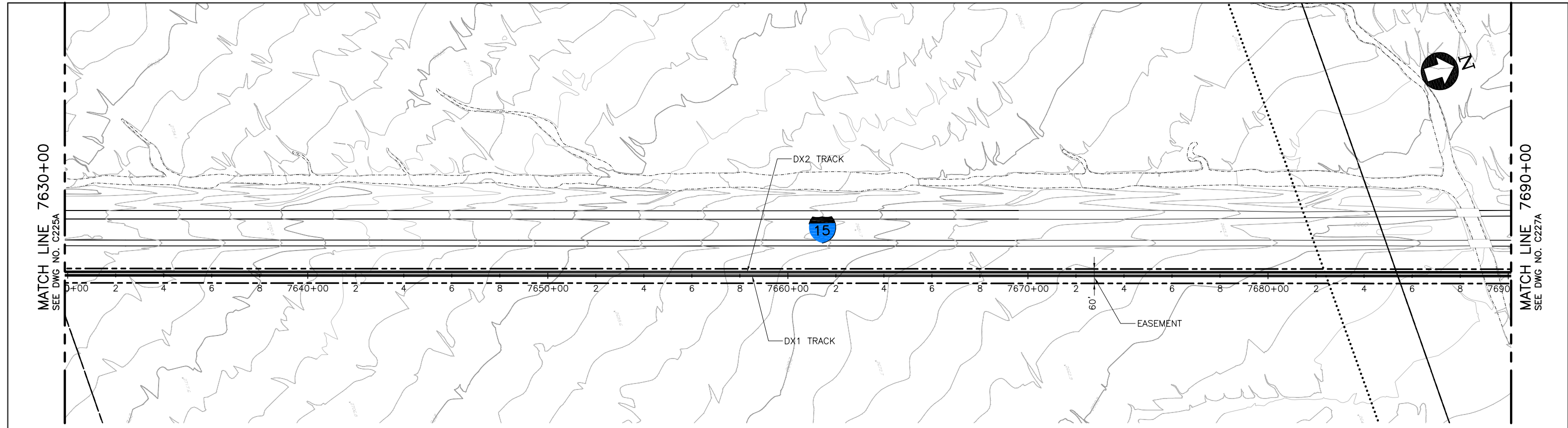
DESIGNED BY  
T. LUNA  
 DRAWN BY  
L. DIFUNTORUM  
 CHECKED BY  
J. MAHER  
 IN CHARGE  
J. MAHER  
 DATE  
19MAY08

**EARTH TECH | AECOM**

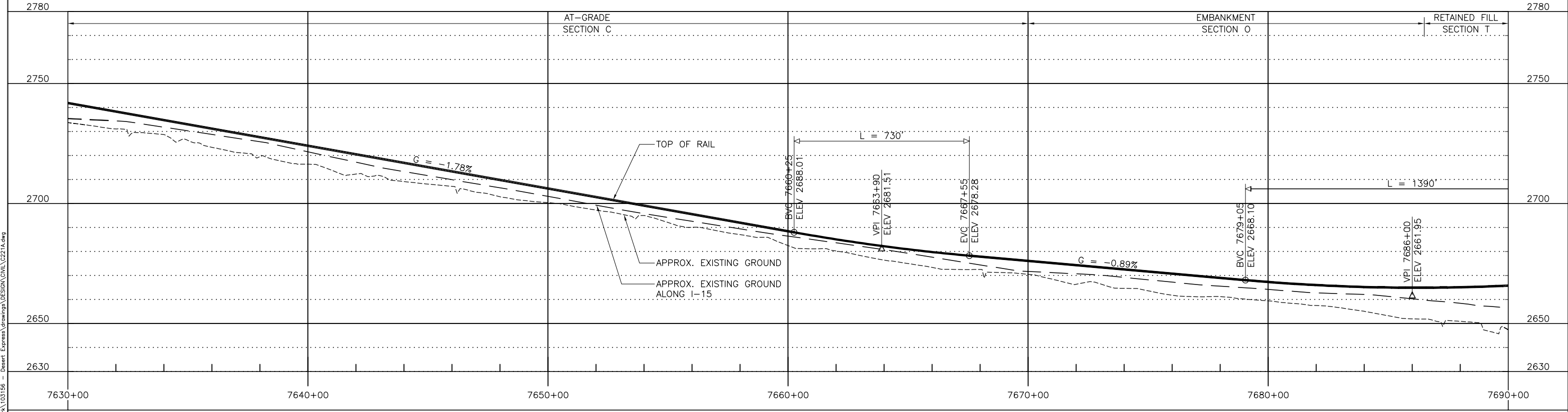
2101 Webster St., Suite 1000  
 Oakland, CA 94612  
 Phone: (510) 419-6000  
 Fax: (510) 419-5355  
 F-C-125

**DESERTXPRESS**  
 PLAN AND PROFILE  
 SEGMENT 4, ALTERNATIVE A  
 STA. DX1 7570+00 TO DX1 7630+00  
 SHEET 125A

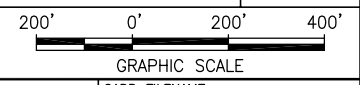
CADD FILENAME C221A.dwg		
SIZE D	SCALE 1"=200'H; 1"=20'V	
CONTRACT NO.		
REV. C	SHEET NO. C225A	PAGE NO.



PLAN



PROFILE



DESIGNED BY T. LUNA
DRAWN BY L. DIFUNTORUM
CHECKED BY J. MAHER
IN CHARGE J. MAHER
DATE 19MAY08

REV	DATE	BY	SUB	APP	DESCRIPTION
C	01MAR11				ISSUED FOR FINAL EIS PLAN SET
B	09FEB10				
A	14JUL09				

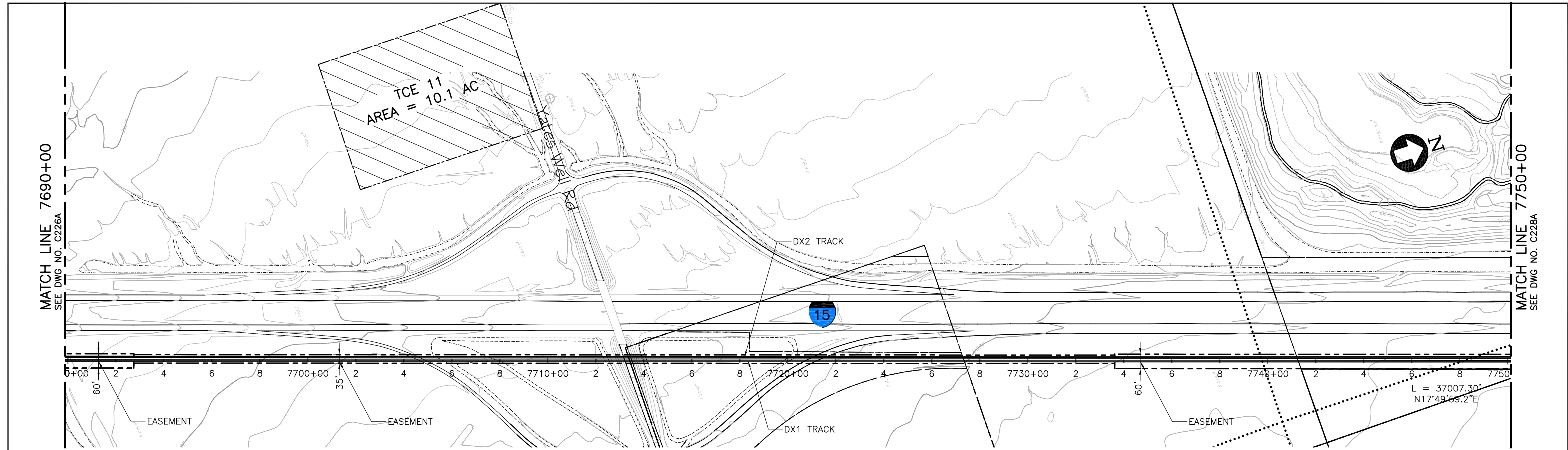
**EARTH TECH | AECOM**

2101 Webster St., Suite 1000  
Oakland, CA 94612  
Phone: (510) 419-6000  
Fax: (510) 419-5355  
F-C-126

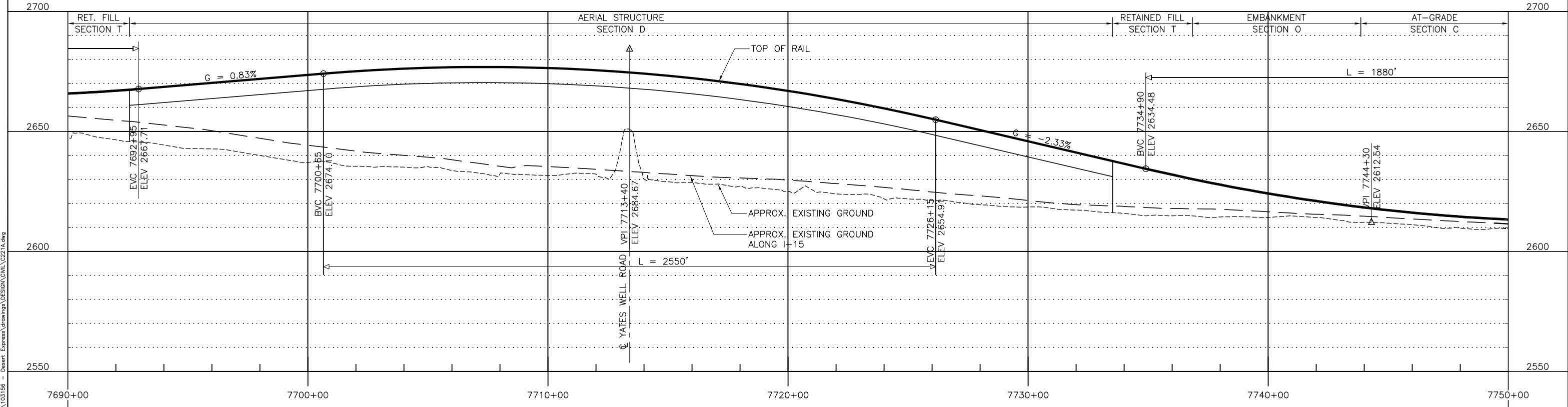
<b>DESERTXPRESS</b>		
PLAN AND PROFILE SEGMENT 4, ALTERNATIVE A STA. DX1 7630+00 TO DX1 7690+00 SHEET 126A		
CADD FILENAME C221A.dwg	SIZE D	SCALE 1"=200'H; 1"=20'V
CONTRACT NO.	REV. C	SHEET NO. C226A
		PAGE NO.

Jun 07, 2011 9:55am L:\work\103156 - Desert Express Drawings\DESIGN\Civil\C221A.dwg

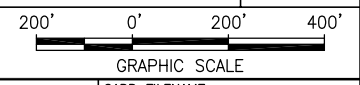




**PLAN**



**PROFILE**



REV	DATE	BY	SUB	APP	DESCRIPTION
C	01MAR11				ISSUED FOR FINAL EIS PLAN SET
B	09FEB10				
A	14JUL09				

DESIGNED BY T. LUNA
DRAWN BY L. DIFUNTORUM
CHECKED BY J. MAHER
IN CHARGE J. MAHER
DATE 19MAY08

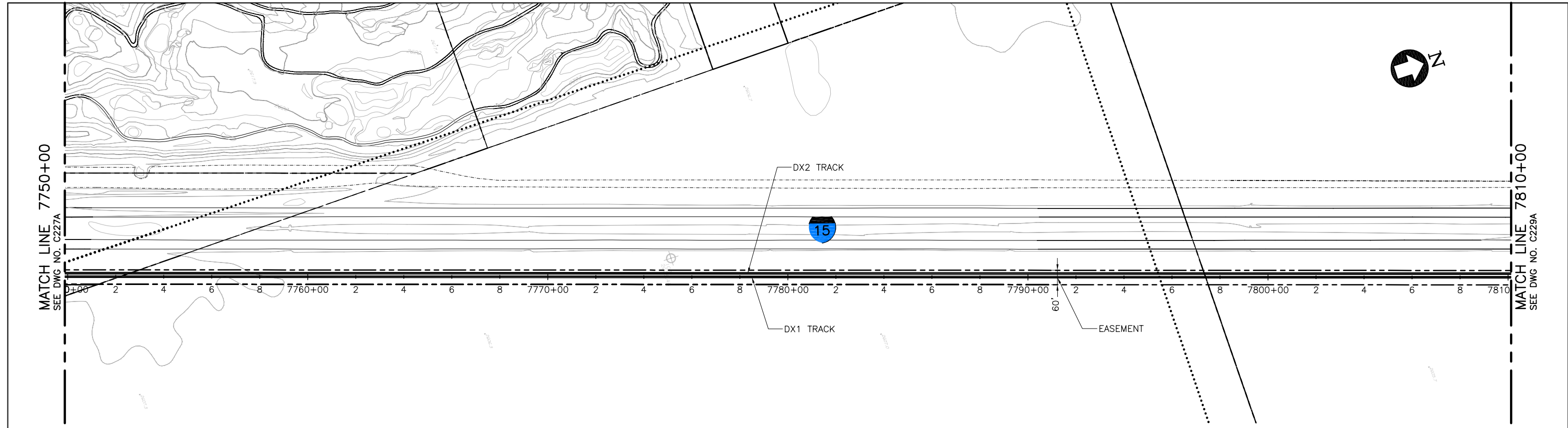
**EARTH TECH | AECOM**

2101 Webster St., Suite 1000  
Oakland, CA 94612  
Phone: (510) 419-6000  
Fax: (510) 419-5355  
F-C-127

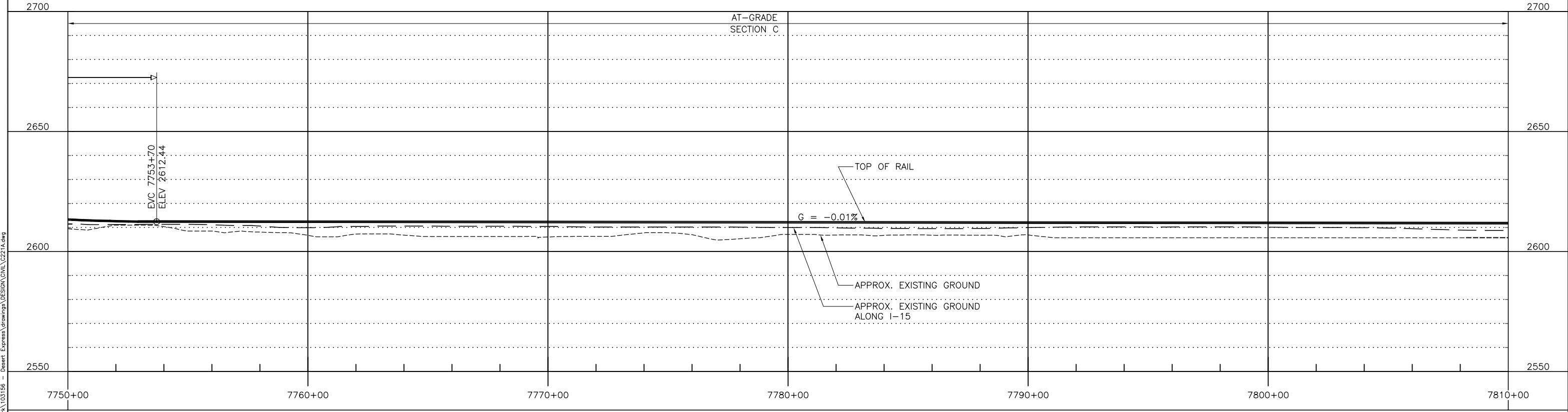
**DESERTXPRESS**  
PLAN AND PROFILE  
SEGMENT 4, ALTERNATIVE A  
STA. DX1 7690+00 TO DX1 7750+00  
SHEET 127A

CADD FILENAME C221A.dwg		
SIZE D	SCALE 1"=200'H; 1"=20'V	
CONTRACT NO.		
REV. C	SHEET NO. C227A	PAGE NO.

Jun07, 2011 9:55am L:\work\103156 - Desert Express Drawings\DESIGN\CAD\C221A.dwg



PLAN



PROFILE

REV	DATE	BY	SUB	APP	DESCRIPTION
C	01MAR11				ISSUED FOR FINAL EIS PLAN SET
B	09FEB10				
A	14JUL09				

DESIGNED BY T. LUNA
DRAWN BY L. DIFUNTORUM
CHECKED BY J. MAHER
IN CHARGE J. MAHER
DATE 19MAY08

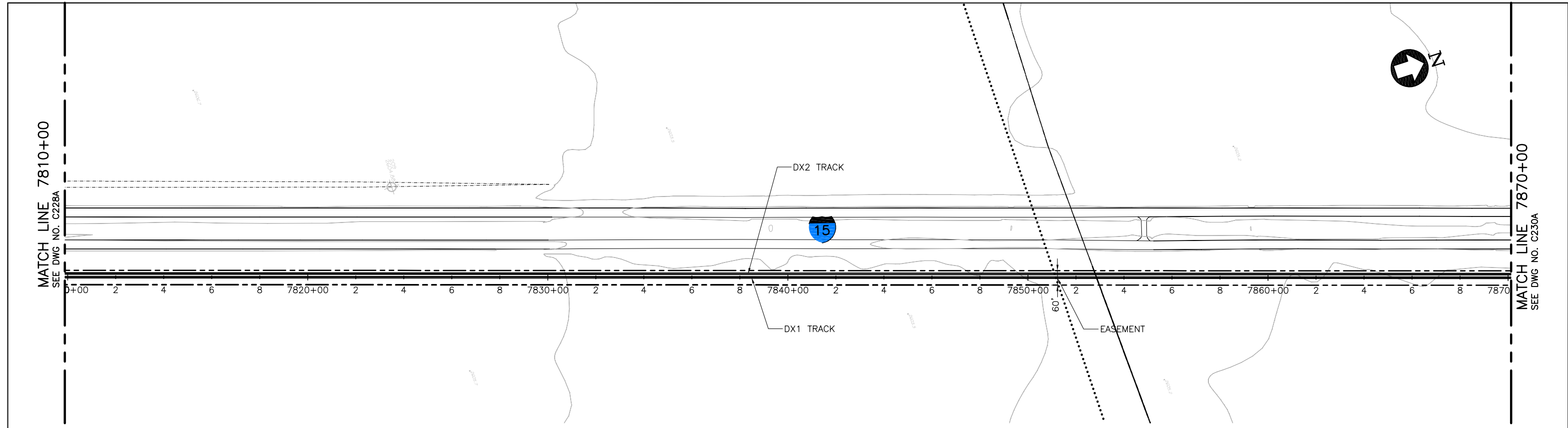
**EARTH TECH | AECOM**

2101 Webster St., Suite 1000  
Oakland, CA 94612  
Phone: (510) 419-6000  
Fax: (510) 419-5355  
F-C-128

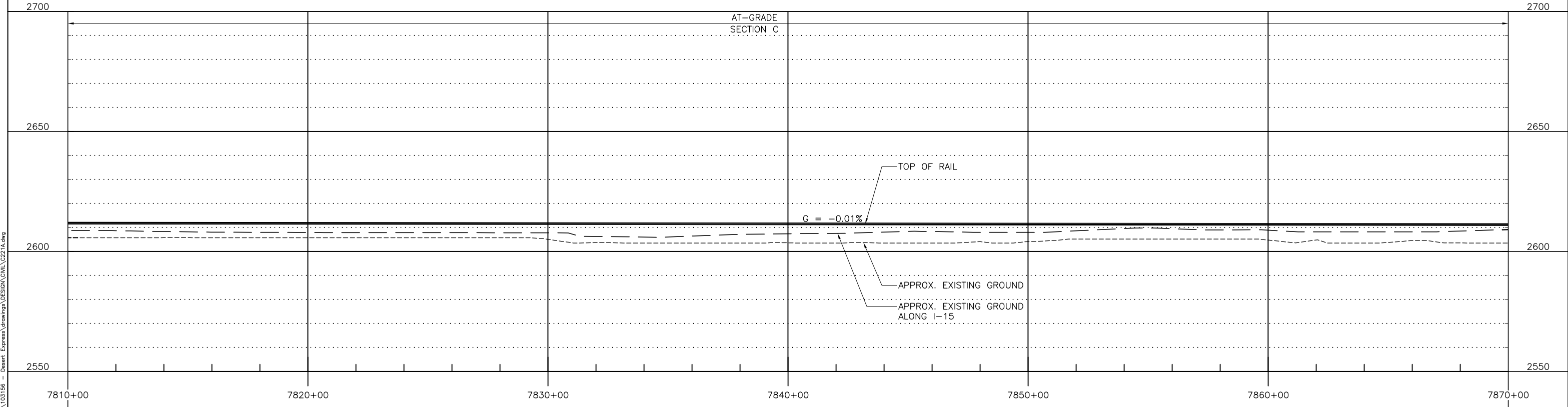
**DESERTXPRESS**  
PLAN AND PROFILE  
SEGMENT 4, ALTERNATIVE A  
STA. DX1 7750+00 TO DX1 7810+00  
SHEET 128A

CADD FILENAME C221A.dwg		
SIZE D	SCALE 1"=200'H; 1"=20'V	
CONTRACT NO.		
REV. C	SHEET NO. C228A	PAGE NO.

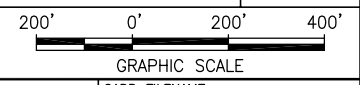
Jun 07, 2011 9:54am L:\work\103156 - Desert Express Drawings\DESIGN\DWG\C221A.dwg



PLAN



PROFILE



REV	DATE	BY	SUB	APP	DESCRIPTION
C	01MAR11				ISSUED FOR FINAL EIS PLAN SET
B	09FEB10				
A	14JUL09				

DESIGNED BY  
T. LUNA  
DRAWN BY  
L. DIFUNTORUM  
CHECKED BY  
J. MAHER  
IN CHARGE  
J. MAHER  
DATE  
19MAY08

**EARTH TECH | AECOM**

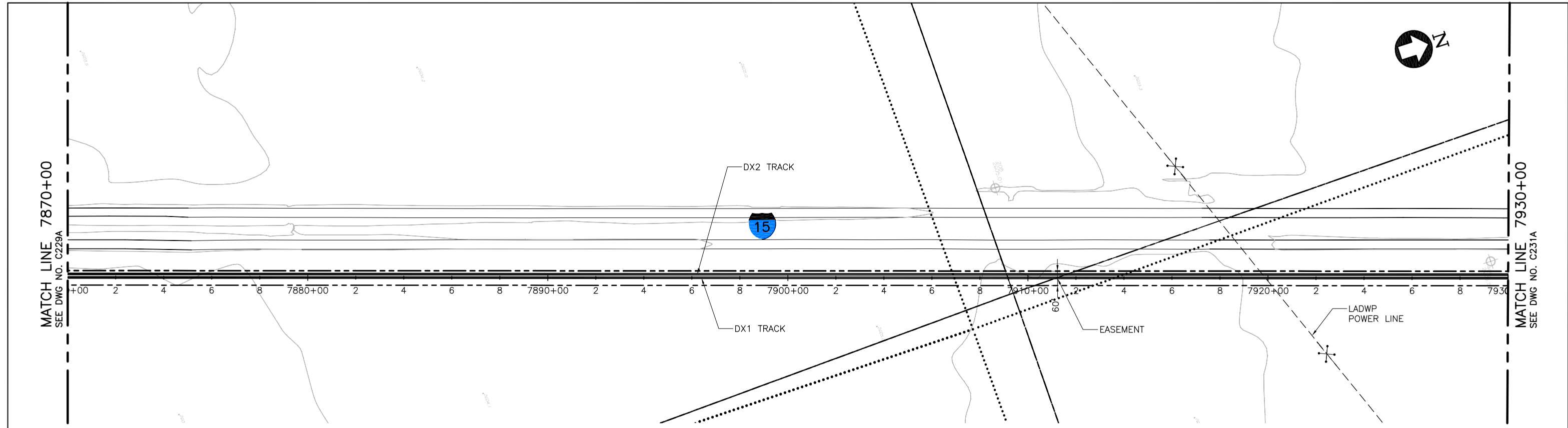
2101 Webster St., Suite 1000  
Oakland, CA 94612  
Phone: (510) 419-6000  
Fax: (510) 419-5355  
F-C-129

**DESERTXPRESS**  
PLAN AND PROFILE  
SEGMENT 4, ALTERNATIVE A  
STA. DX1 7810+00 TO DX1 7870+00  
SHEET 129A

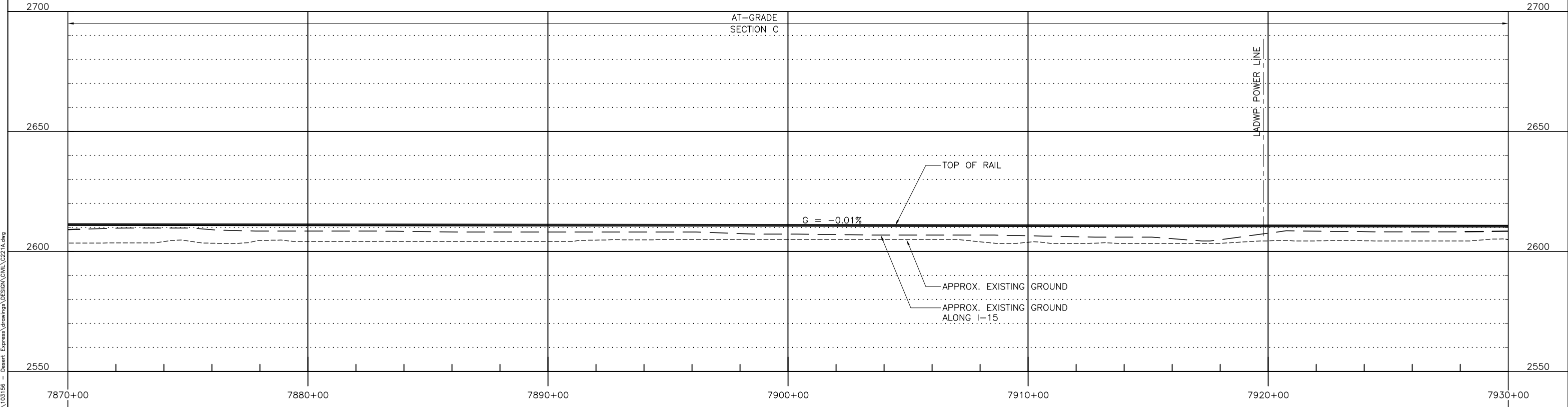
CADD FILENAME C221A.dwg		
SIZE D	SCALE 1"=200'H; 1"=20'V	
CONTRACT NO.		
REV. C	SHEET NO. C229A	PAGE NO.

Jun 07, 2011 9:54am L:\work\103156 - Desert Express\Drawings\DESIGN\DWG\C221A.dwg

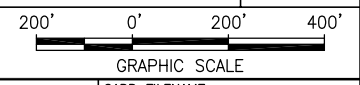




PLAN



PROFILE



DESIGNED BY T. LUNA
DRAWN BY L. DIFUNTORUM
CHECKED BY J. MAHER
IN CHARGE J. MAHER
DATE 20OCT08

REV	DATE	BY	SUB	APP	DESCRIPTION
C	01MAR11				ISSUED FOR FINAL EIS PLAN SET
B	09FEB10				
A	14JUL09				

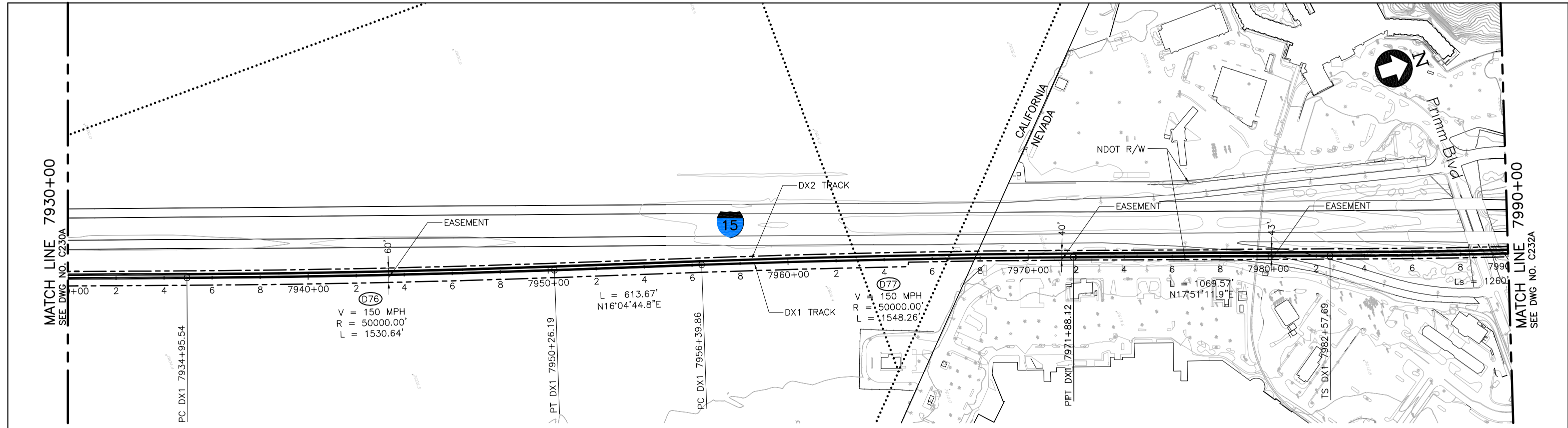
**EARTH TECH | AECOM**

2101 Webster St., Suite 1000  
Oakland, CA 94612  
Phone: (510) 419-6000  
Fax: (510) 419-5355  
F-C-130

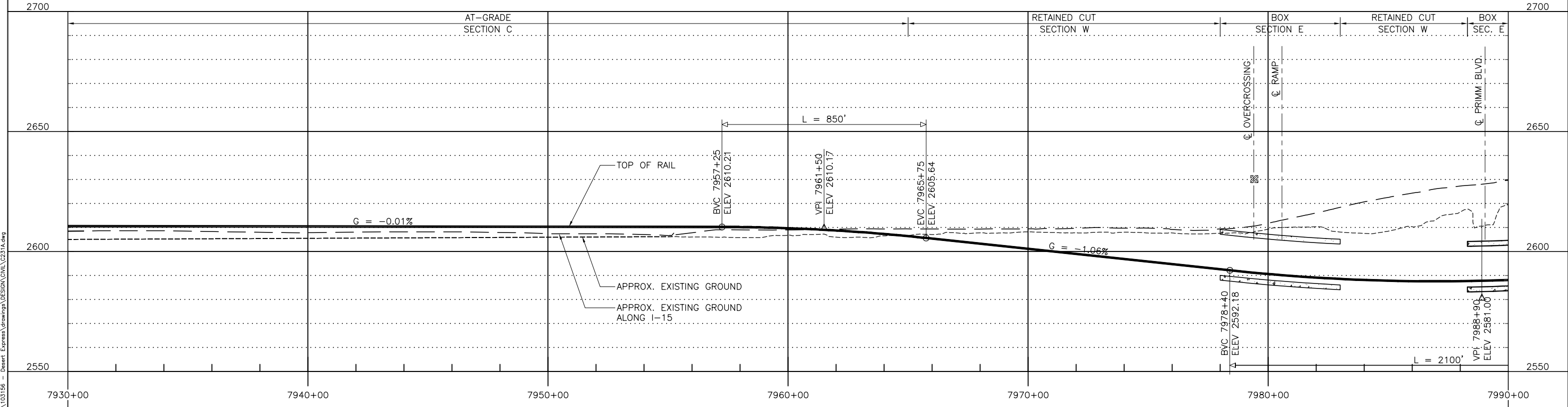
**DESERTXPRESS**  
PLAN AND PROFILE  
SEGMENT 4, ALTERNATIVE A  
STA. DX1 7870+00 TO DX1 7930+00  
SHEET 130A

CADD FILENAME C221A.dwg		
SIZE D	SCALE 1"=200'H; 1"=20'V	
CONTRACT NO.		
REV. C	SHEET NO. C230A	PAGE NO.

Jun 07, 2011 9:54am L:\work\103156 - Desert Express Drawings\DESIGN\DWG\C221A.dwg



PLAN



PROFILE

REV	DATE	BY	SUB	APP	DESCRIPTION
C	01MAR11				ISSUED FOR FINAL EIS PLAN SET
B	09FEB10				
A	14JUL09				

DESIGNED BY  
T. LUNA  
DRAWN BY  
L. DIFUNTORUM  
CHECKED BY  
J. MAHER  
IN CHARGE  
J. MAHER  
DATE  
20OCT08

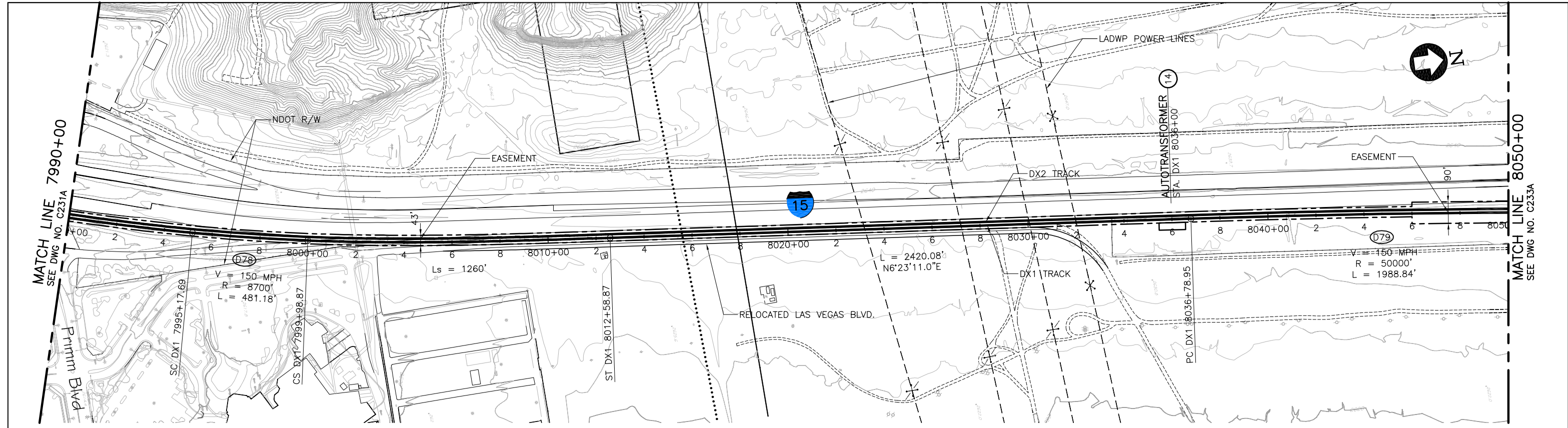
**EARTH TECH | AECOM**

2101 Webster St., Suite 1000  
Oakland, CA 94612  
Phone: (510) 419-6000  
Fax: (510) 419-5355  
F-C-131

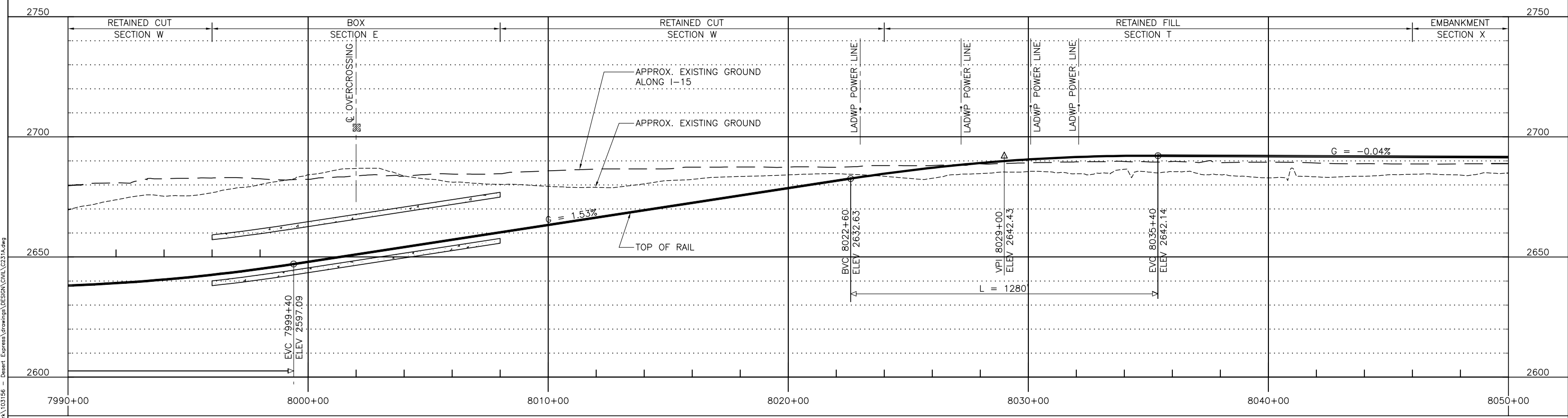
**DESERTXPRESS**  
PLAN AND PROFILE  
SEGMENT 4, ALTERNATIVE A  
STA. DX1 7930+00 TO DX1 7990+00  
SHEET 131A

CADD FILENAME C231A.dwg		
SIZE D	SCALE 1"=200'H; 1"=20'V	
CONTRACT NO.		
REV. C	SHEET NO. C231A	PAGE NO.

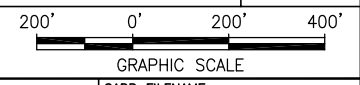
Jun 07, 2011 9:55am L:\work\103156 - Desert Express\Drawings\DESIGN\CAD\C231A.dwg



PLAN



PROFILE



Jun13 09:55am L:\work\103156 - Desert Express Drawings\DESIGN\Civil\C231A.dwg  
 Mar 07, 2011 - 9:55am L:\work\103156 - Desert Express Drawings\DESIGN\Civil\C231A.dwg

REV	DATE	BY	SUB	APP	DESCRIPTION
C	01MAR11				ISSUED FOR FINAL EIS PLAN SET
B	09FEB10				
A	14JUL09				

DESIGNED BY  
T. LUNA  
 DRAWN BY  
L. DIFUNTORUM  
 CHECKED BY  
J. MAHER  
 IN CHARGE  
J. MAHER  
 DATE  
20OCT08

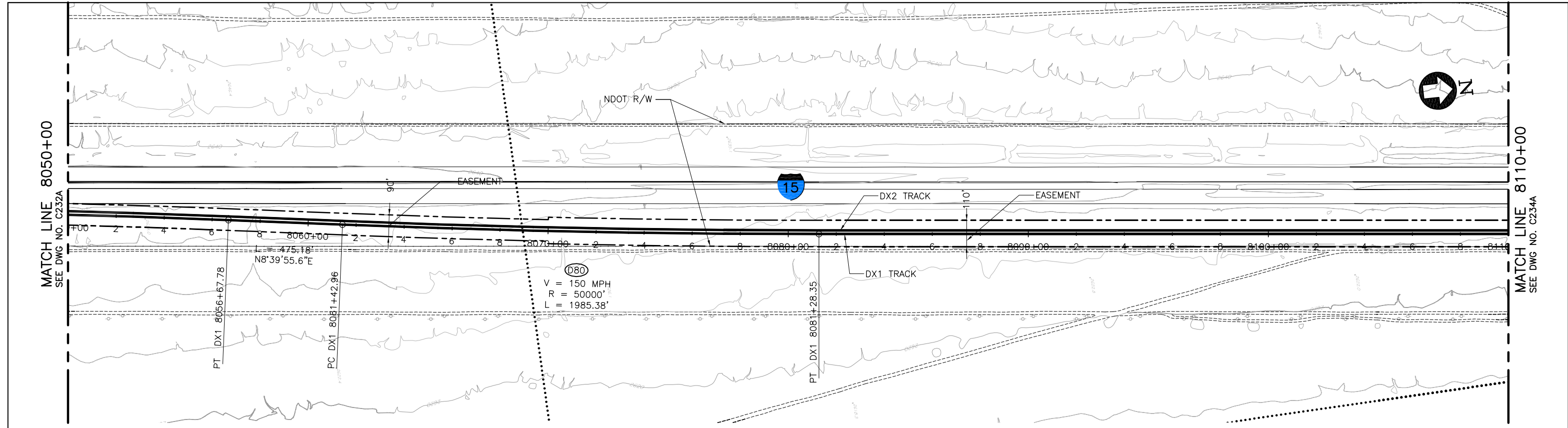
**EARTH TECH | AECOM**

2101 Webster St., Suite 1000  
 Oakland, CA 94612  
 Phone: (510) 419-6000  
 Fax: (510) 419-5355  
 F-C-132

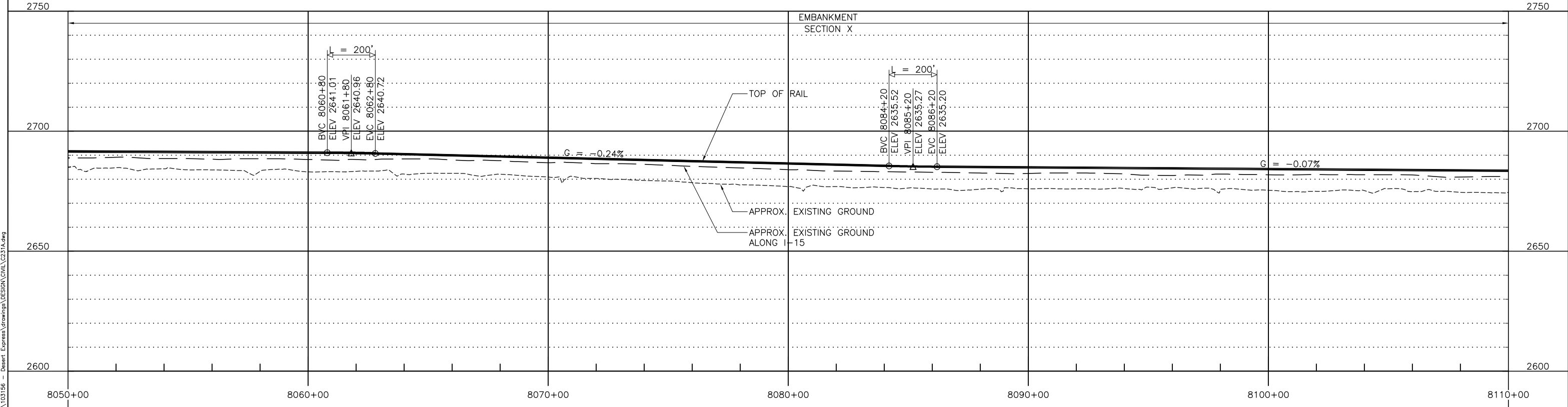
**DESERTXPRESS**  
 PLAN AND PROFILE  
 SEGMENT 4, ALTERNATIVE A  
 STA. DX1 7990+00 TO DX1 8050+00  
 SHEET 132A

CADD FILENAME C231A.dwg		
SIZE D	SCALE 1"=200'H; 1"=20'V	
CONTRACT NO.		
REV. C	SHEET NO. C232A	PAGE NO.

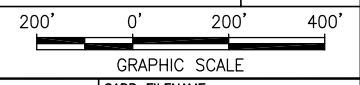




PLAN



PROFILE



REV	DATE	BY	SUB	APP	DESCRIPTION
C	01MAR11				
B	09FEB10				
A	14JUL09				

DESIGNED BY  
T. LUNA  
DRAWN BY  
L. DIFUNTORUM  
CHECKED BY  
J. MAHER  
IN CHARGE  
J. MAHER  
DATE  
20OCT08

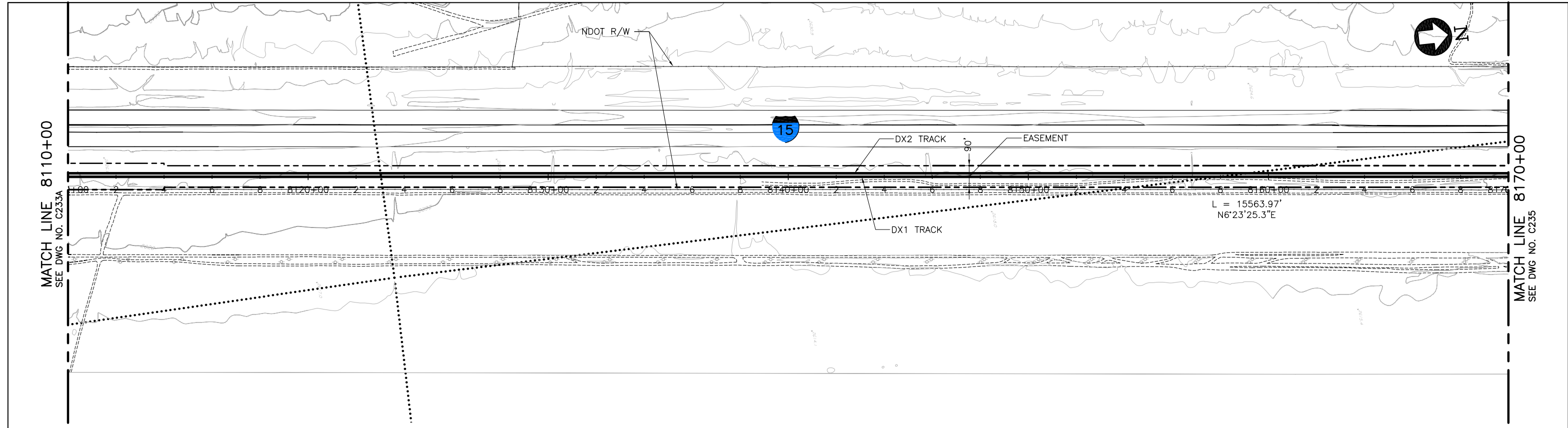
**EARTH TECH | AECOM**

2101 Webster St., Suite 1000  
Oakland, CA 94612  
Phone: (510) 419-6000  
Fax: (510) 419-3555  
F-C-133

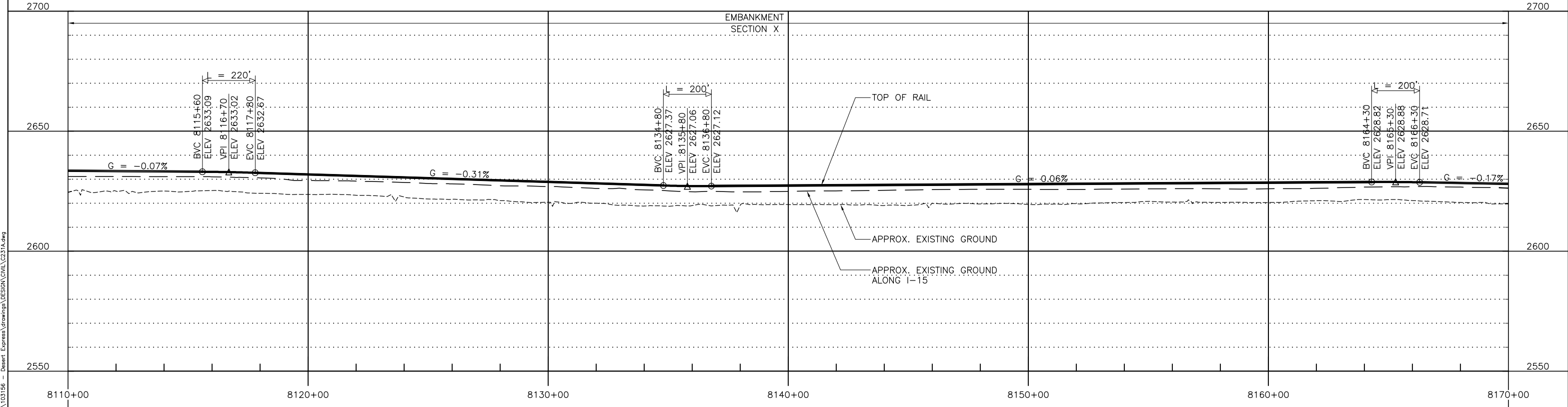
**DESERTXPRESS**  
PLAN AND PROFILE  
SEGMENT 4, ALTERNATIVE A  
STA. DX1 8050+00 TO DX1 8110+00  
SHEET 133A

CADD FILENAME C231A.dwg		
SIZE D	SCALE 1"=200'H; 1"=20'V	
CONTRACT NO.		
REV. C	SHEET NO. C233A	PAGE NO.

Jun13 07:20:11 - 9:55am L:\work\103156 - Desert Express Drawings\DESIGN\DWG\C231A.dwg



PLAN



PROFILE

REV	DATE	BY	SUB	APP	DESCRIPTION
C	01MAR11				
B	09FEB10				
A	14JUL09				

DESIGNED BY  
T. LUNA  
DRAWN BY  
L. DIFUNTORUM  
CHECKED BY  
J. MAHER  
IN CHARGE  
J. MAHER  
DATE  
19MAY08

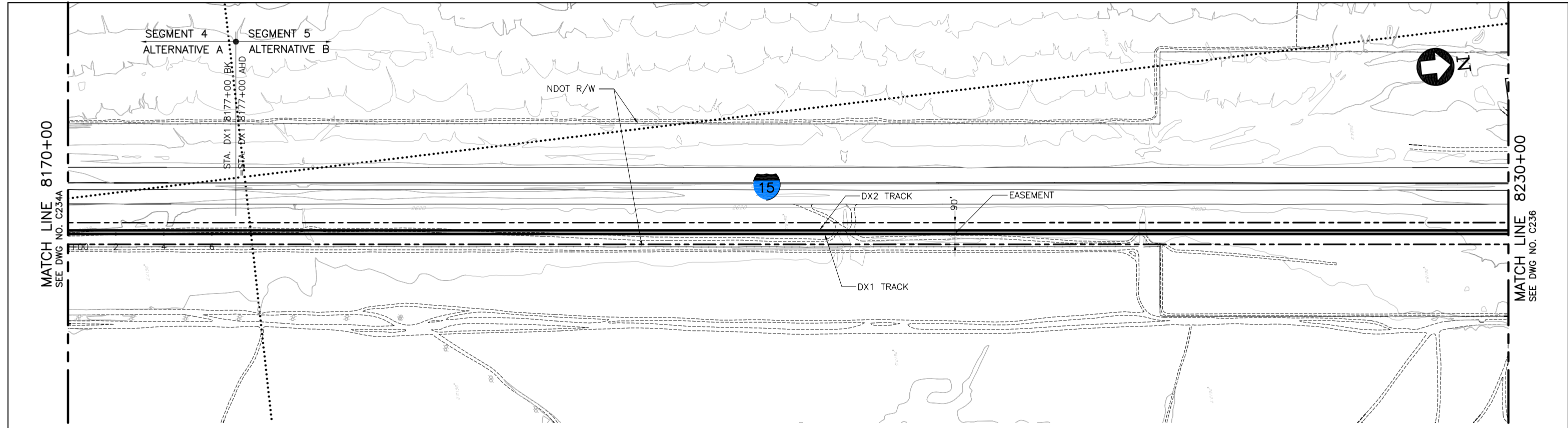
ISSUED FOR FINAL EIS PLAN SET

**EARTH TECH | AECOM**

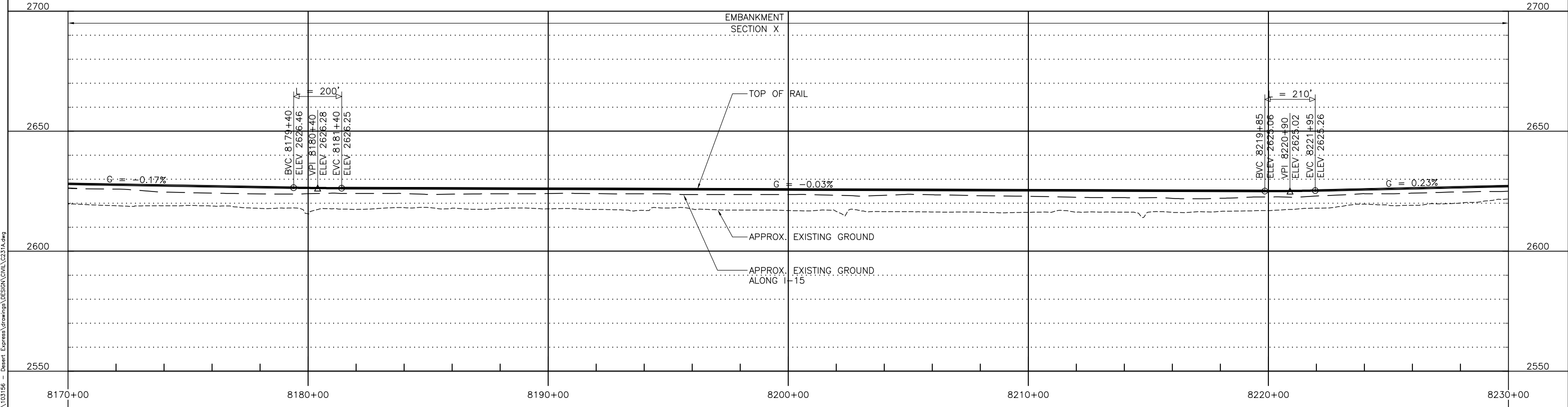
2101 Webster St., Suite 1000  
Oakland, CA 94612  
Phone: (510) 419-6000  
Fax: (510) 419-5355  
F-C-134

<b>DESERTXPRESS</b> PLAN AND PROFILE SEGMENT 4, ALTERNATIVE A STA. DX1 8110+00 TO DX1 8170+00 SHEET 134A			CADD FILENAME C231A.dwg	
			SIZE D	SCALE 1"=200'H; 1"=20'V
CONTRACT NO.		REV. C	SHEET NO. C234A	PAGE NO.

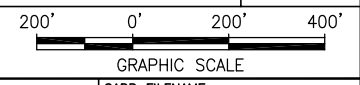
Jun14 07:07:2011 - 9:56am L:\work\103156 - Desert Express Drawings\DESIGN\DWG\C231A.dwg



PLAN



PROFILE



REV	DATE	BY	SUB	APP	DESCRIPTION
C	01MAR11				
B	09FEB10				
A	14JUL09				

DESIGNED BY  
T. LUNA  
DRAWN BY  
L. DIFUNTORUM  
CHECKED BY  
J. MAHER  
IN CHARGE  
J. MAHER  
DATE  
19MAY08

**EARTH TECH | AECOM**

2101 Webster St., Suite 1000  
Oakland, CA 94612  
Phone: (510) 419-6000  
Fax: (510) 419-5355  
F-C-135

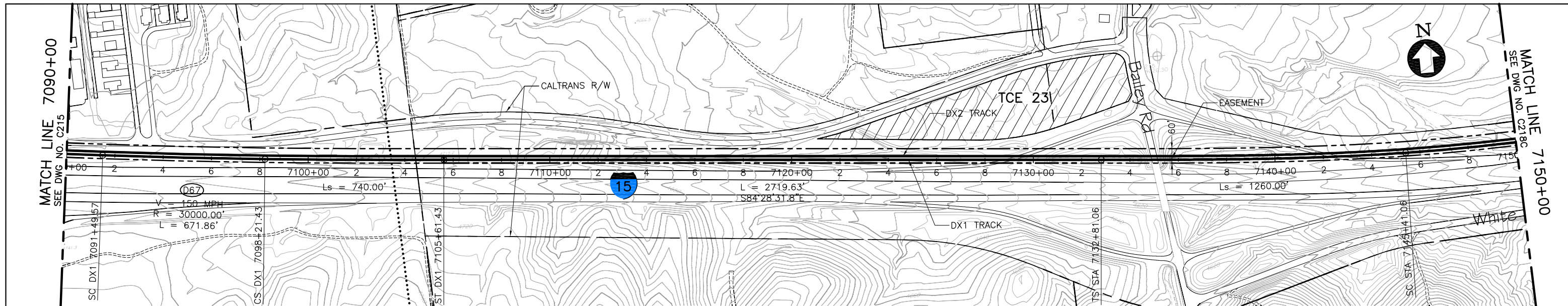
**DESERTXPRESS**

PLAN AND PROFILE  
SEGMENT 4, ALTERNATIVE A  
STA. DX1 8170+00 TO DX1 8177+00  
SHEET 135A

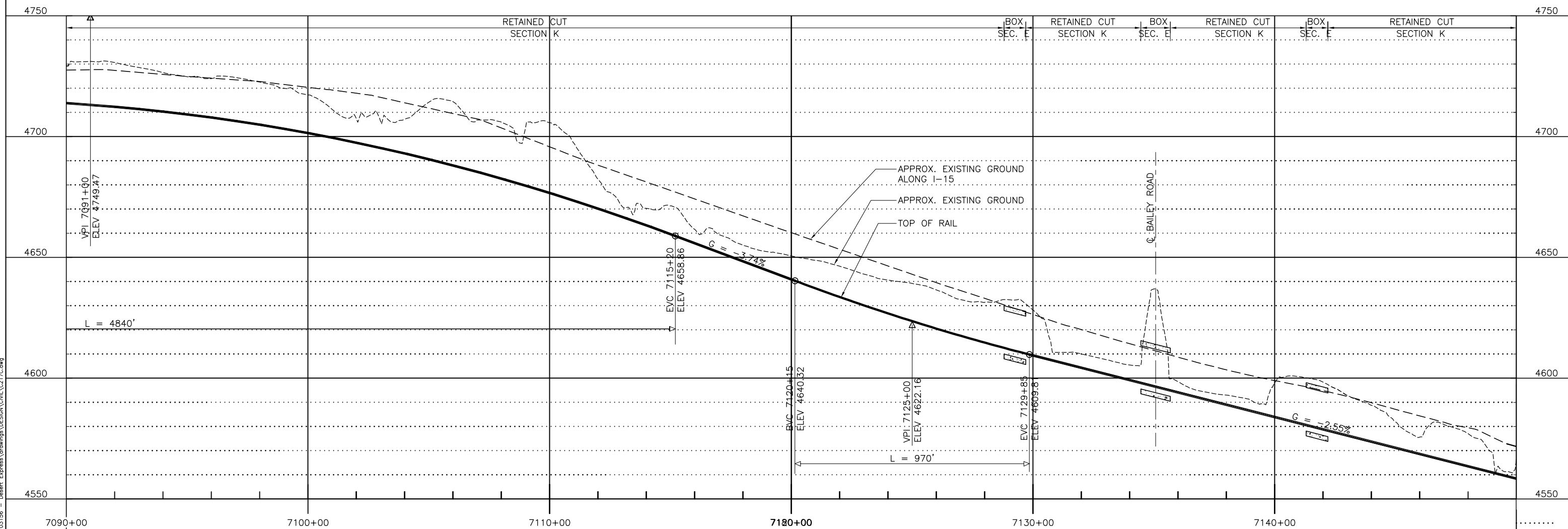
CADD FILENAME C231A.dwg		
SIZE D	SCALE 1"=200'H; 1"=20'V	
CONTRACT NO.		
REV. C	SHEET NO. C235A	PAGE NO.

Jun13 07:07:2011 - 9:56am L:\work\103156 - Desert Express Drawings\DESIGN\DWG\C231A.dwg






PLAN



PROFILE



Jun 07, 2011 9:57am L:\work\103156 - Desert Express\Drawings\DESIGN\DWG\C217C.dwg  
 Mar 07, 2011 9:57am L:\work\103156 - Desert Express\Drawings\DESIGN\DWG\C217C.dwg

REV	DATE	BY	SUB	APP	DESCRIPTION
B	01MAR11				ISSUED FOR FINAL EIS PLAN SET
A	14JUL09				

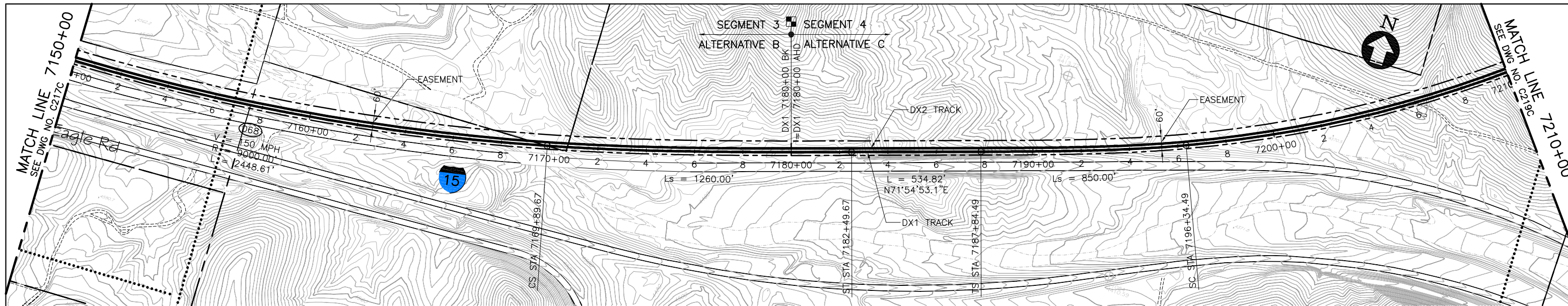
DESIGNED BY  
T. LUNA  
 DRAWN BY  
L. DIFUNTORUM  
 CHECKED BY  
J. MAHER  
 IN CHARGE  
J. MAHER  
 DATE  
17JUN09

**EARTH TECH | AECOM**

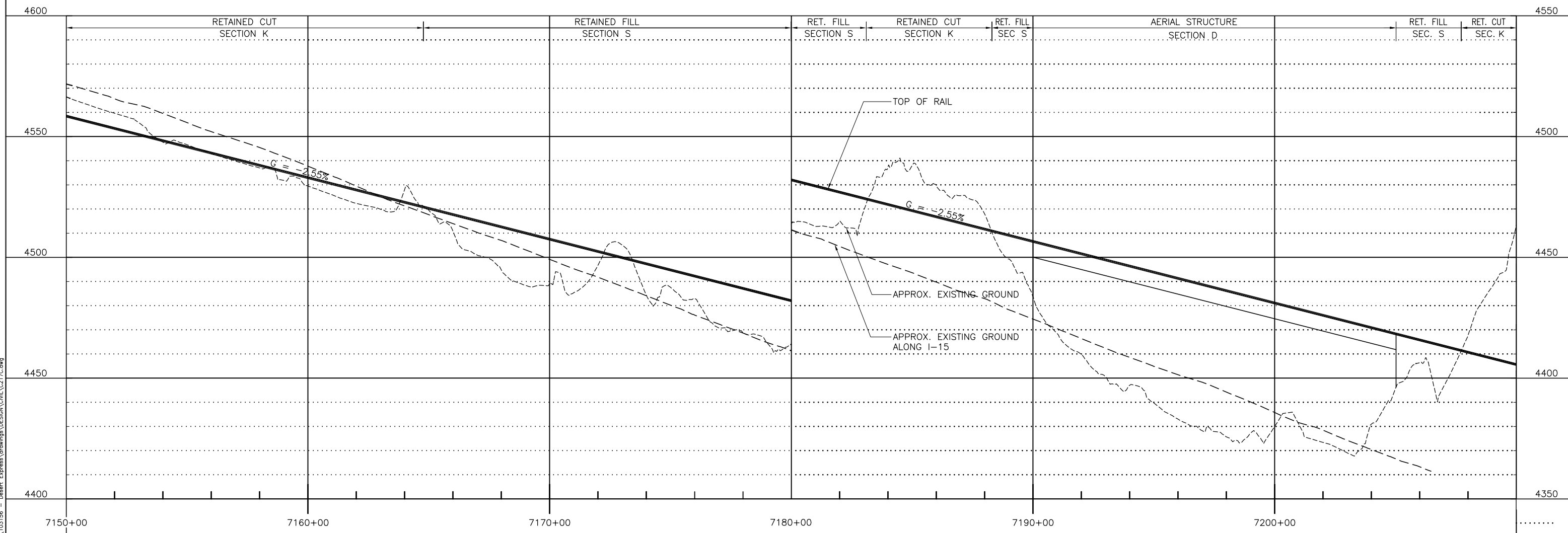
2101 Webster St., Suite 1000  
 Oakland, CA 94612  
 Phone: (510) 419-6000  
 Fax: (510) 419-5355  
 F-C-136

**DESERTXPRESS**  
 PLAN AND PROFILE  
 SEGMENT 4, ALTERNATIVE C  
 STA. DX1 7090+00 TO DX1 7150+00  
 SHEET 117C

CADD FILENAME C217C.dwg		
SIZE D	SCALE 1"=200'H; 1"=20'V	
CONTRACT NO.		
REV. B	SHEET NO. C217C	PAGE NO.



**PLAN**



**PROFILE**

Jun 07, 2011 9:58am L:\work\103156 - Desert Express Drawings\DESIGN\DWG\C217C.dwg  
 Mar 07, 2011 9:58am L:\work\103156 - Desert Express Drawings\DESIGN\DWG\C217C.dwg

REV	DATE	BY	SUB	APP	DESCRIPTION
C	01MAR11				ISSUED FOR FINAL EIS PLAN SET
B	09FEB10				
A	14JUL09				

DESIGNED BY  
T. LUNA  
 DRAWN BY  
L. DIFUNTORUM  
 CHECKED BY  
J. MAHER  
 IN CHARGE  
J. MAHER  
 DATE  
17JUN09

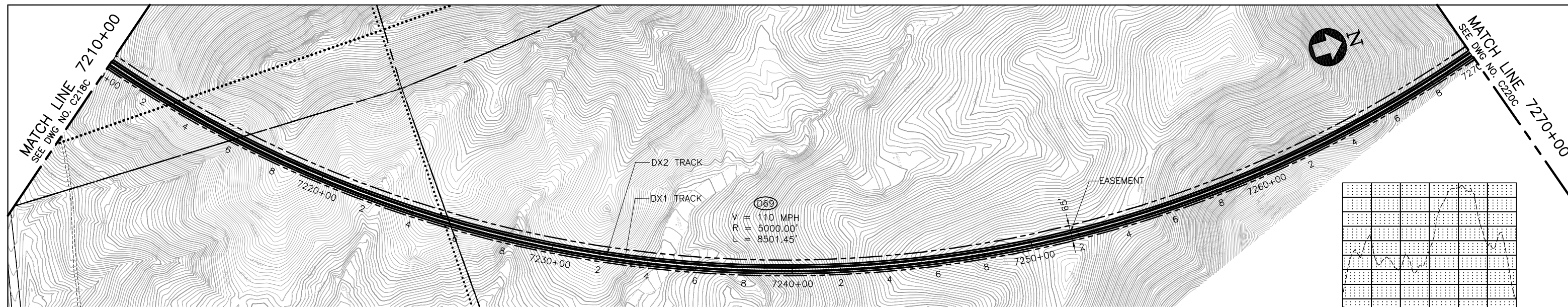
**EARTH TECH | AECOM**

2101 Webster St., Suite 1000  
 Oakland, CA 94612  
 Phone: (510) 419-6000  
 Fax: (510) 419-5355  
 F-C-137

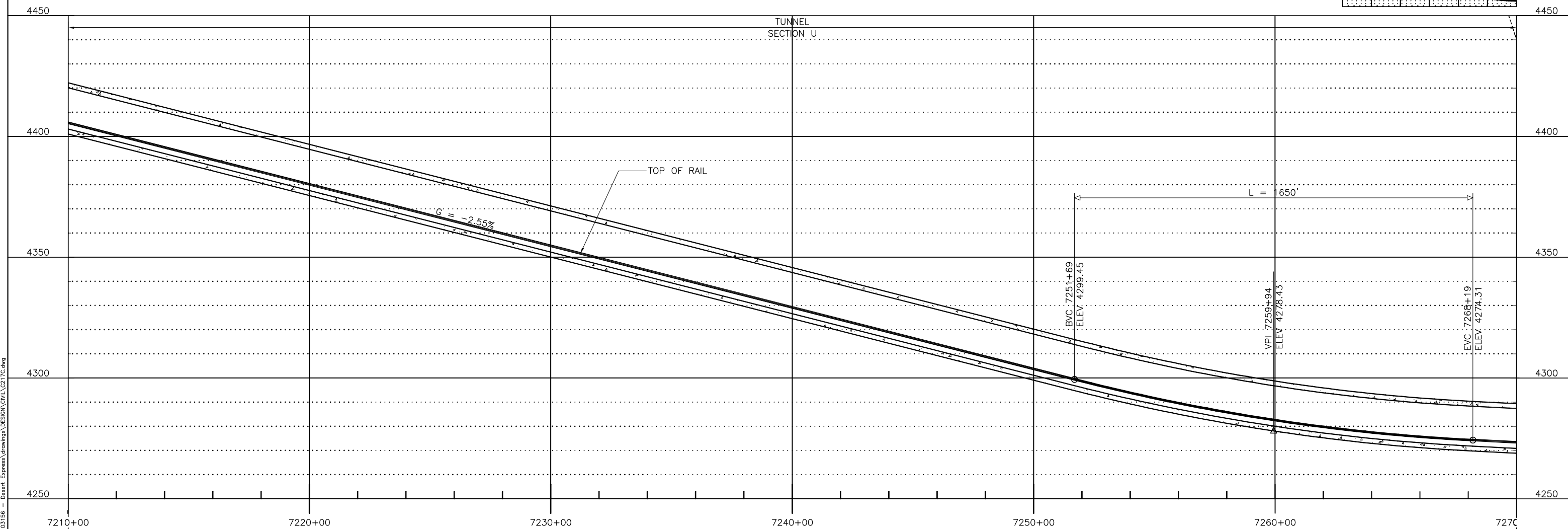
**DESERTXPRESS**  
 PLAN AND PROFILE  
 SEGMENT 4, ALTERNATIVE C  
 STA. DX1 7180+00 TO DX1 7210+00  
 SHEET 118C

CADD FILENAME C217C.dwg		
SIZE D	SCALE 1"=200'H; 1"=20'V	
CONTRACT NO.		
REV. C	SHEET NO. C218C	PAGE NO.

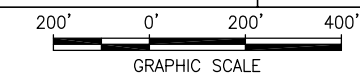




**PLAN**



**PROFILE**



Jun 07, 2011 9:58am L:\work\103156 - Desert Express Drawings\DESIGN\DWG\C217C.dwg  
 Mar 07, 2011 9:58am L:\work\103156 - Desert Express Drawings\DESIGN\DWG\C217C.dwg

REV	DATE	BY	SUB	APP	DESCRIPTION
C	01MAR11				ISSUED FOR FINAL EIS PLAN SET
B	09FEB10				
A	14JUL09				

DESIGNED BY T. LUNA
DRAWN BY L. DIFUNTORUM
CHECKED BY J. MAHER
IN CHARGE J. MAHER
DATE 17JUN09

**EARTH TECH | AECOM**

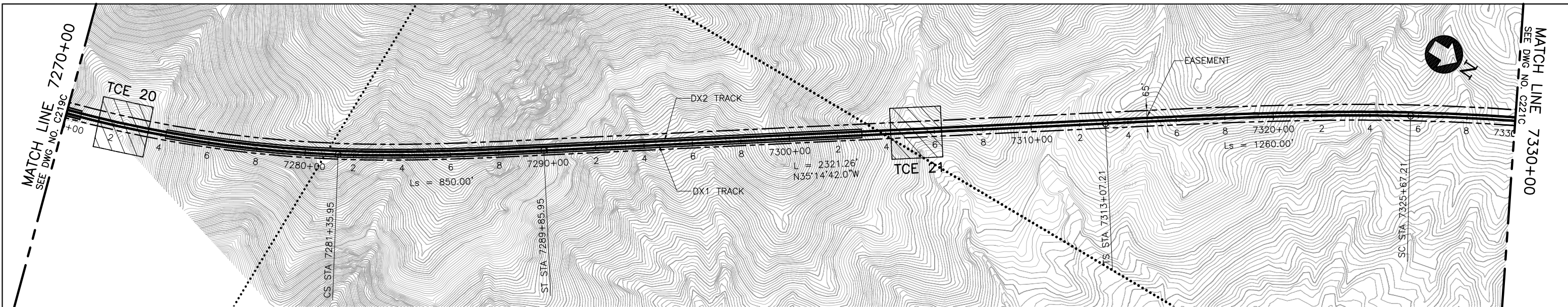
2101 Webster St., Suite 1000  
Oakland, CA 94612  
Phone: (510) 419-6000  
Fax: (510) 419-5355  
F-C-138

**DESERTXPRESS**

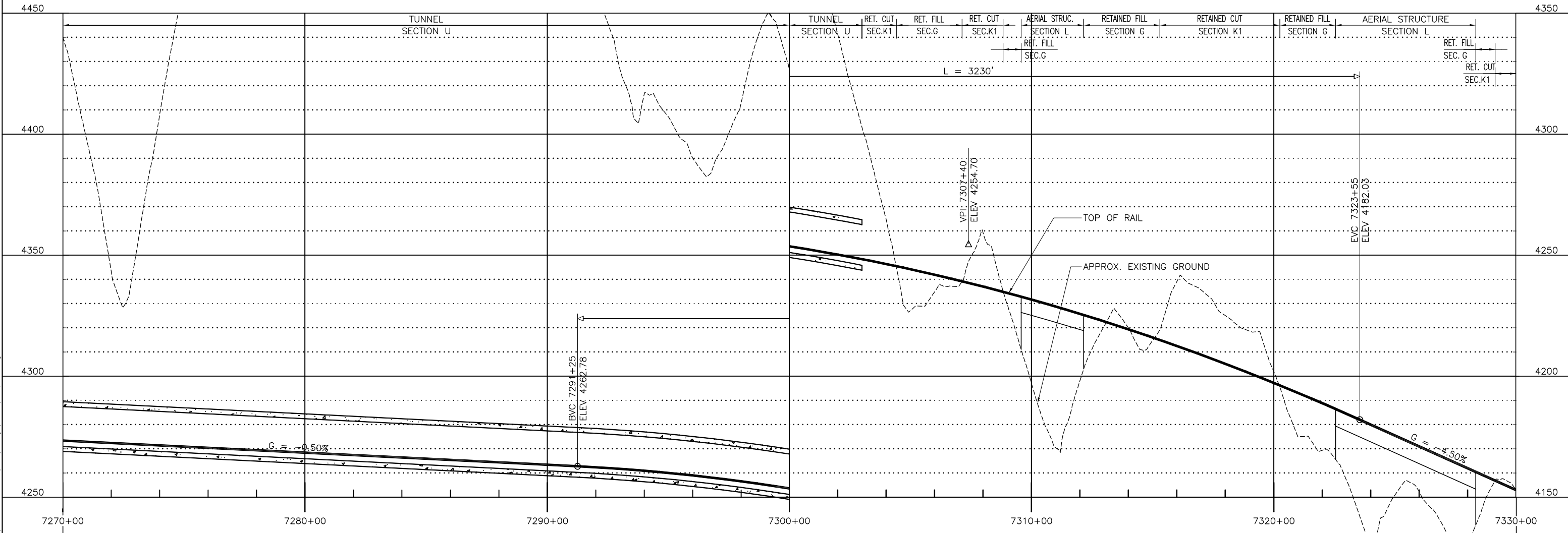
PLAN AND PROFILE  
SEGMENT 4, ALTERNATIVE C  
STA. DX1 7210+00 TO DX1 7270+00  
SHEET 119C

CADD FILENAME C217C.dwg		
SIZE SCALE D 1"=200'H; 1"=20'V		
CONTRACT NO.		
REV. C	SHEET NO. C219C	PAGE NO.

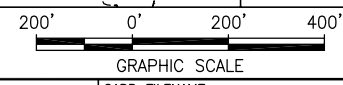




**PLAN**



**PROFILE**



Jun 07, 2011 9:58am L:\work\103156 - Desert Express\Drawings\DESIGN\Civil\C217C.dwg  
 Mar 07, 2011 9:58am L:\work\103156 - Desert Express\Drawings\DESIGN\Civil\C217C.dwg

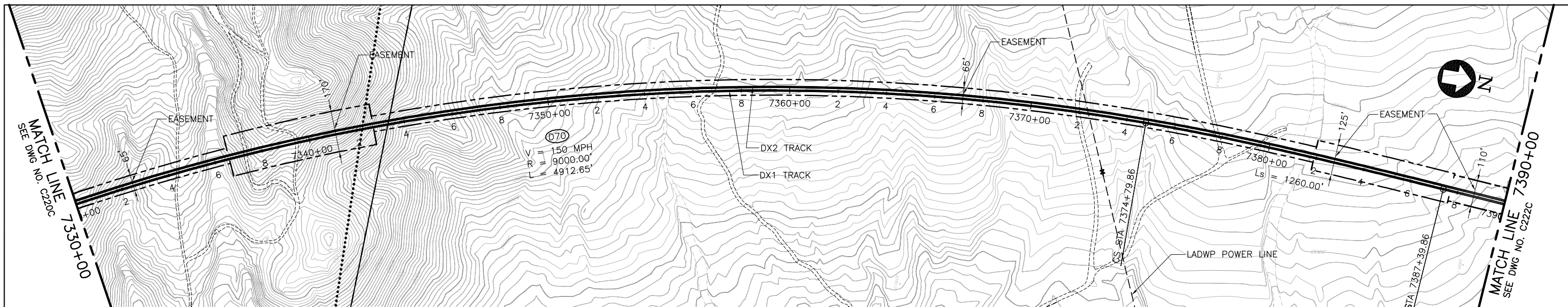
REV	DATE	BY	SUB	APP	DESCRIPTION
C	01MAR11				ISSUED FOR FINAL EIS PLAN SET
B	09FEB10				
A	14JUL09				

DESIGNED BY  
T. LUNA  
 DRAWN BY  
L. DIFUNTORUM  
 CHECKED BY  
J. MAHER  
 IN CHARGE  
J. MAHER  
 DATE  
17JUN09

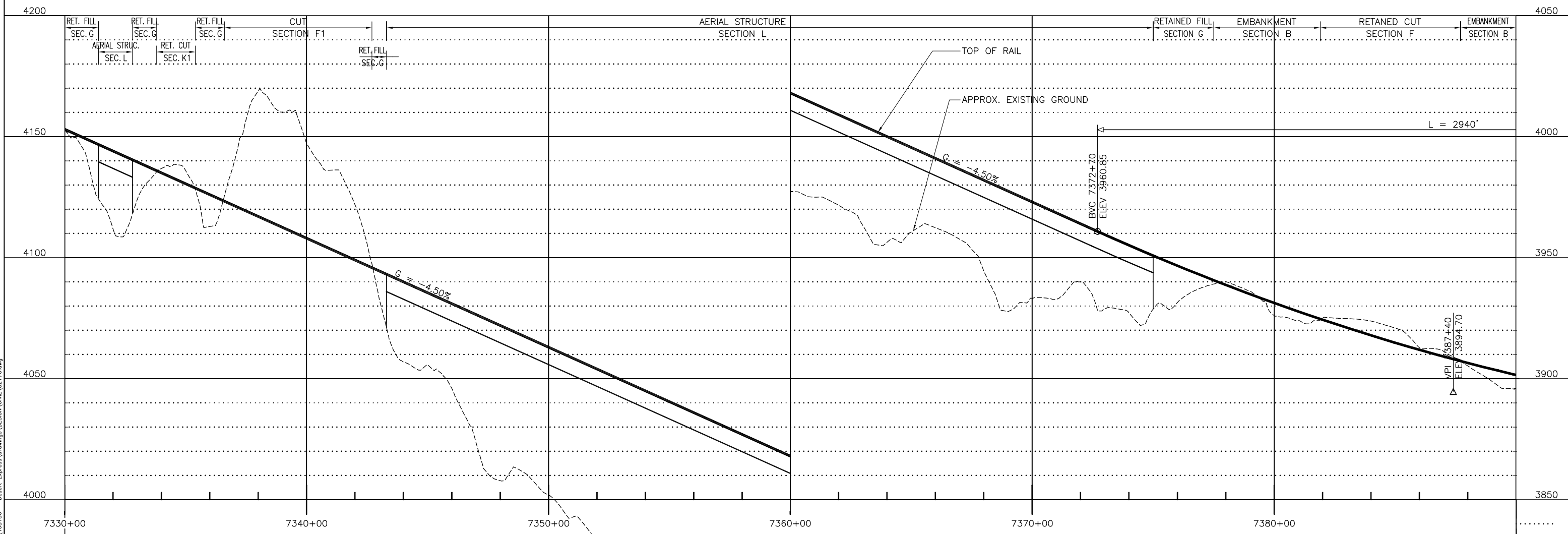
**EARTH TECH | AECOM**

2101 Webster St., Suite 1000  
 Oakland, CA 94612  
 Phone: (510) 419-6000  
 Fax: (510) 419-5355  
 F-C-139

<b>DESERTXPRESS</b>		
PLAN AND PROFILE		
SEGMENT 4, ALTERNATIVE C		
STA. DX1 7270+00 TO DX1 7330+00		
SHEET 120C		
CADD FILENAME C217C.dwg	SIZE D	SCALE 1"=200'H; 1"=20'V
CONTRACT NO.	REV. C	SHEET NO. C220C
		PAGE NO.



PLAN



PROFILE



REV	DATE	BY	SUB	APP	DESCRIPTION
B	01MAR11				ISSUED FOR FINAL EIS PLAN SET
A	14JUL09				

DESIGNED BY T. LUNA
DRAWN BY L. DIFUNTORUM
CHECKED BY J. MAHER
IN CHARGE J. MAHER
DATE 17JUN09

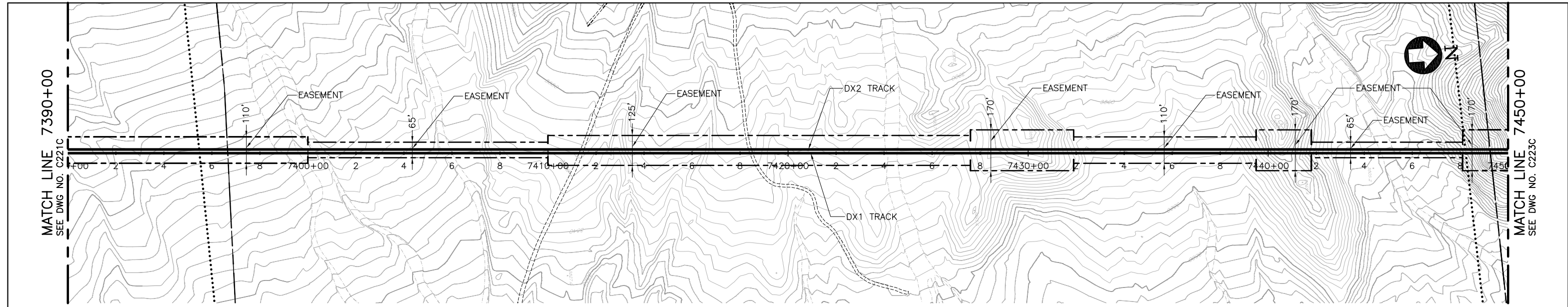
**EARTH TECH | AECOM**

2101 Webster St., Suite 1000  
Oakland, CA 94612  
Phone: (510) 419-6000  
Fax: (510) 419-5355  
F-C-140

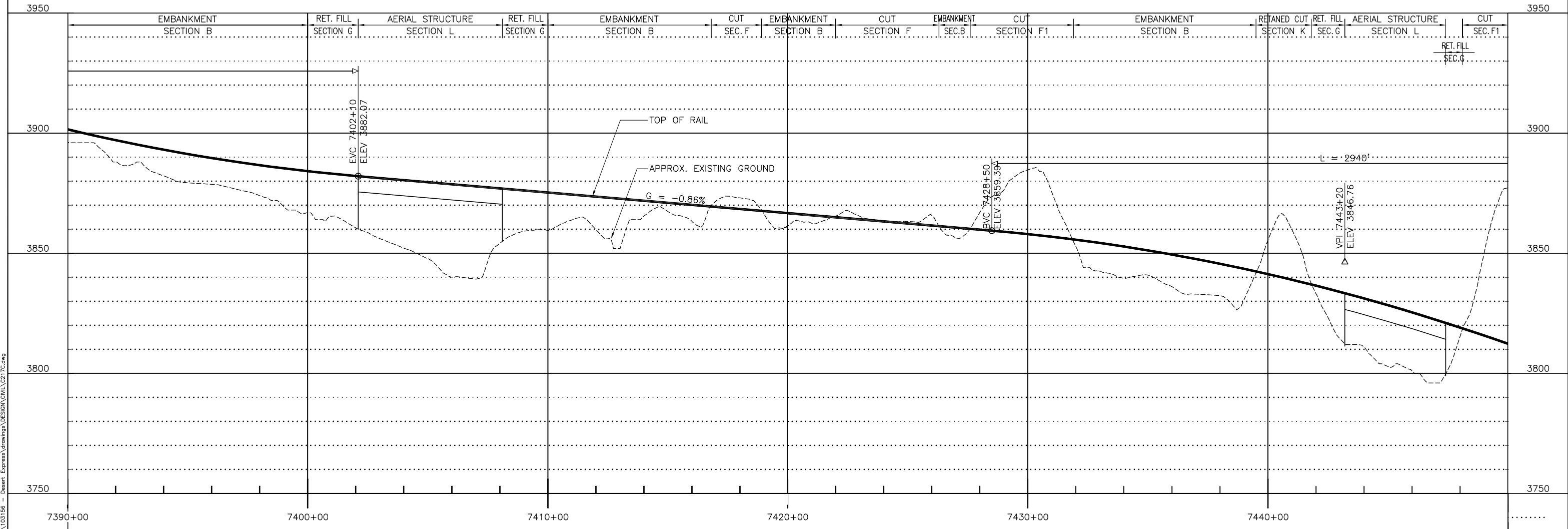
**DESERTXPRESS**  
PLAN AND PROFILE  
SEGMENT 4, ALTERNATIVE C  
STA. DX1 7330+00 TO DX1 7390+00  
SHEET 121C

CADD FILENAME C217C.dwg		
SIZE D	SCALE 1"=200'H; 1"=20'V	
CONTRACT NO.		
REV. B	SHEET NO. C221C	PAGE NO.

Jun 07, 2011 9:59am L:\work\103156 - Desert Express Drawings\DESIGN\CAD\C217C.dwg  
 Jun 07, 2011 9:59am L:\work\103156 - Desert Express Drawings\DESIGN\CAD\C217C.dwg



**PLAN**



**PROFILE**

REV	DATE	BY	SUB	APP	DESCRIPTION
B	01MAR11				
A	14JUL09				

DESIGNED BY T. LUNA
DRAWN BY L. DIFUNTORUM
CHECKED BY J. MAHER
IN CHARGE J. MAHER
DATE 17JUN09

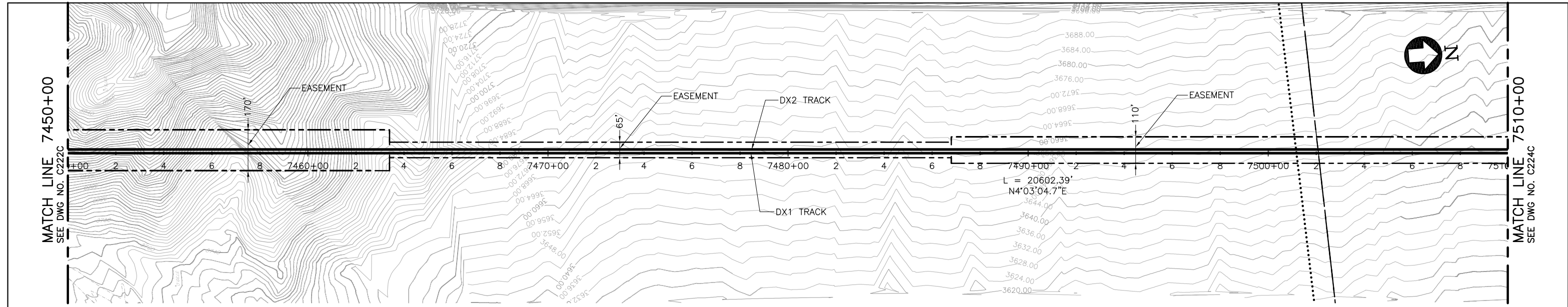
**EARTH TECH | AECOM**

2101 Webster St., Suite 1000  
Oakland, CA 94612  
Phone: (510) 419-6000  
Fax: (510) 419-5355  
F-C-141

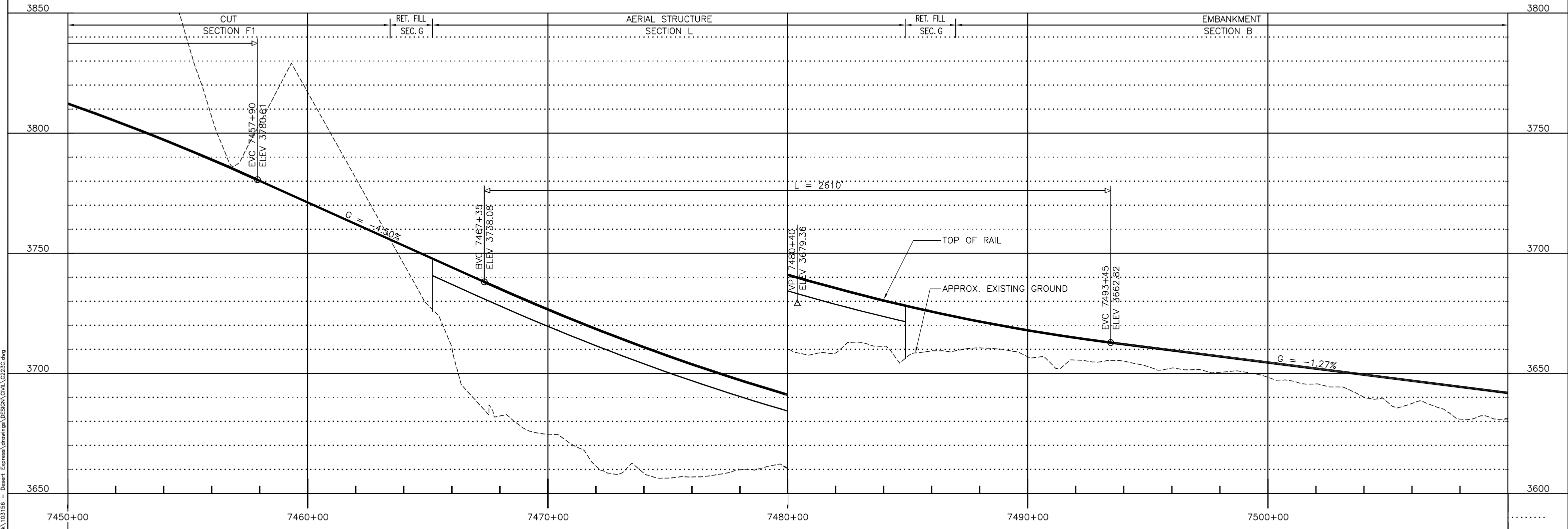
<b>DESERTXPRESS</b>		
PLAN AND PROFILE SEGMENT 4, ALTERNATIVE C STA. DX1 7390+00 TO DX1 7450+00 SHEET 122C		
CADD FILENAME C217C.dwg	SIZE D	SCALE 1"=200'H; 1"=20'V
CONTRACT NO.	REV. B	SHEET NO. C222C
		PAGE NO.

Jun 07, 2011 9:59am L:\work\103156 - Desert Express Drawings\DESIGN\DWG\C217C.dwg

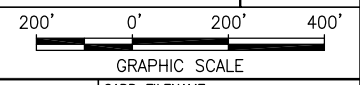




PLAN



PROFILE



REV	DATE	BY	SUB	APP	DESCRIPTION
B	01MAR11				ISSUED FOR FINAL EIS PLAN SET
A	14JUL09				

DESIGNED BY  
T. LUNA  
DRAWN BY  
L. DIFUNTORUM  
CHECKED BY  
J. MAHER  
IN CHARGE  
J. MAHER  
DATE  
17JUN09

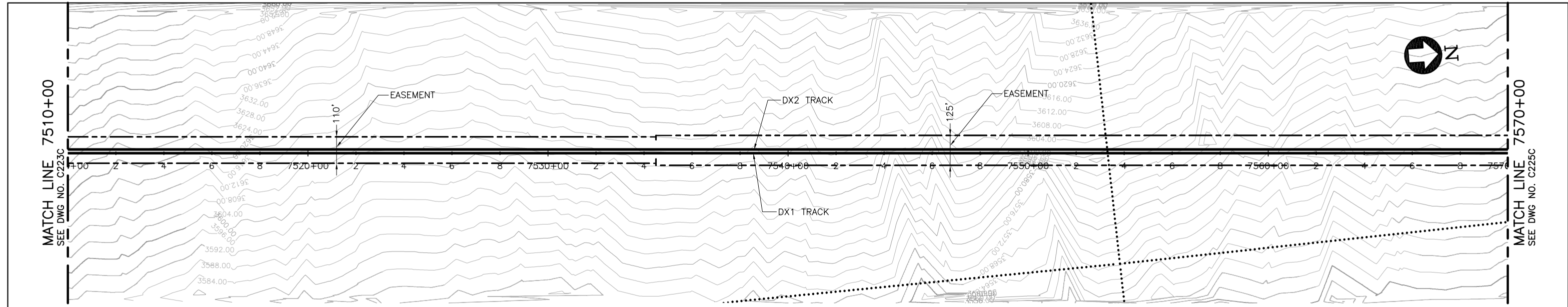
**EARTH TECH | AECOM**

2101 Webster St., Suite 1000  
Oakland, CA 94612  
Phone: (510) 419-6000  
Fax: (510) 419-5355  
F-C-142

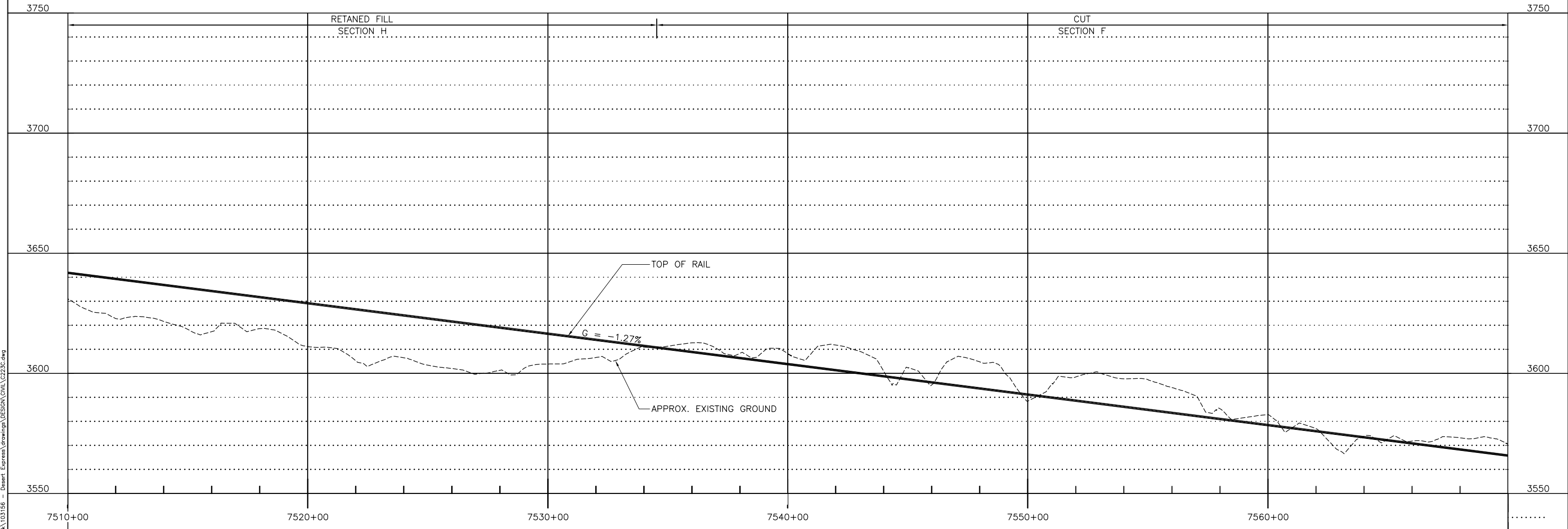
**DESERTXPRESS**  
PLAN AND PROFILE  
SEGMENT 4, ALTERNATIVE C  
STA. DX1 7450+00 TO DX1 7510+00  
SHEET 123C

CADD FILENAME C223C.dwg		
SIZE D	SCALE 1"=200'H; 1"=20'V	
CONTRACT NO.		
REV. B	SHEET NO. C223C	PAGE NO.

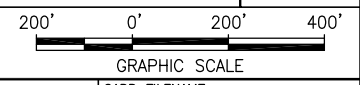
Jun13 10:20am L:\work\103156 - Desert Express\Drawings\DESIGN\CIVIL\C223C.dwg  
 Mar 07, 2011 10:20am L:\work\103156 - Desert Express\Drawings\DESIGN\CIVIL\C223C.dwg



**PLAN**



**PROFILE**



REV	DATE	BY	SUB	APP	DESCRIPTION
B	01MAR11				ISSUED FOR FINAL EIS PLAN SET
A	14JUL09				

DESIGNED BY  
T. LUNA  
DRAWN BY  
L. DIFUNTORUM  
CHECKED BY  
J. MAHER  
IN CHARGE  
J. MAHER  
DATE  
17JUN09

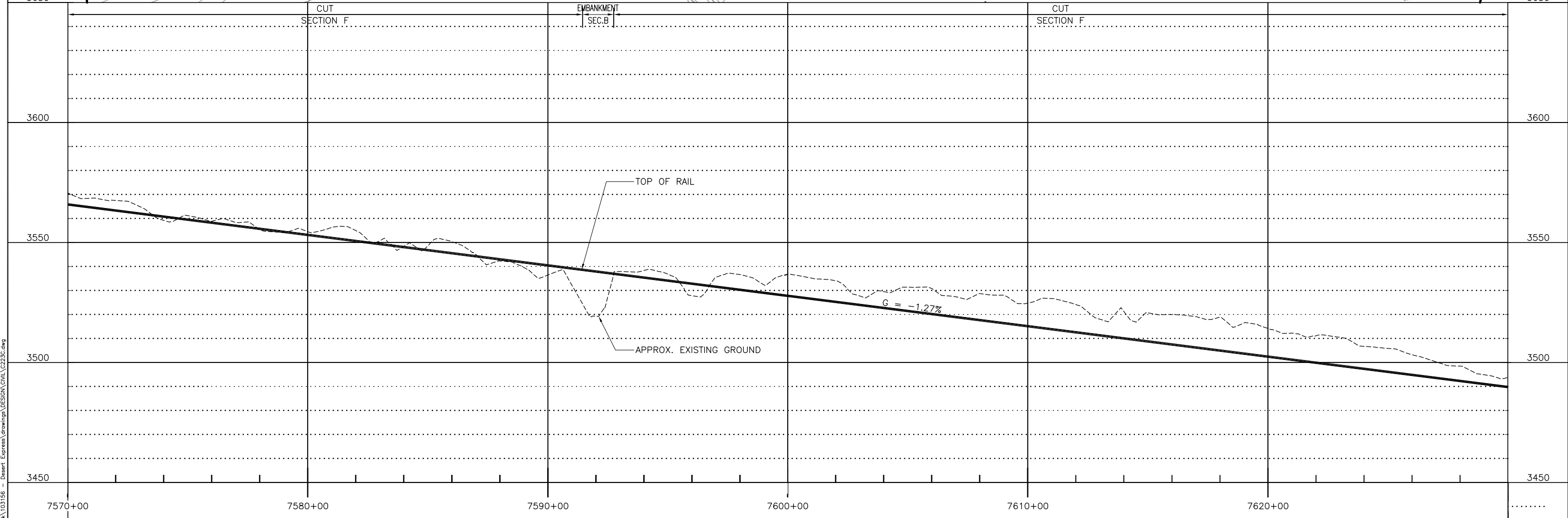
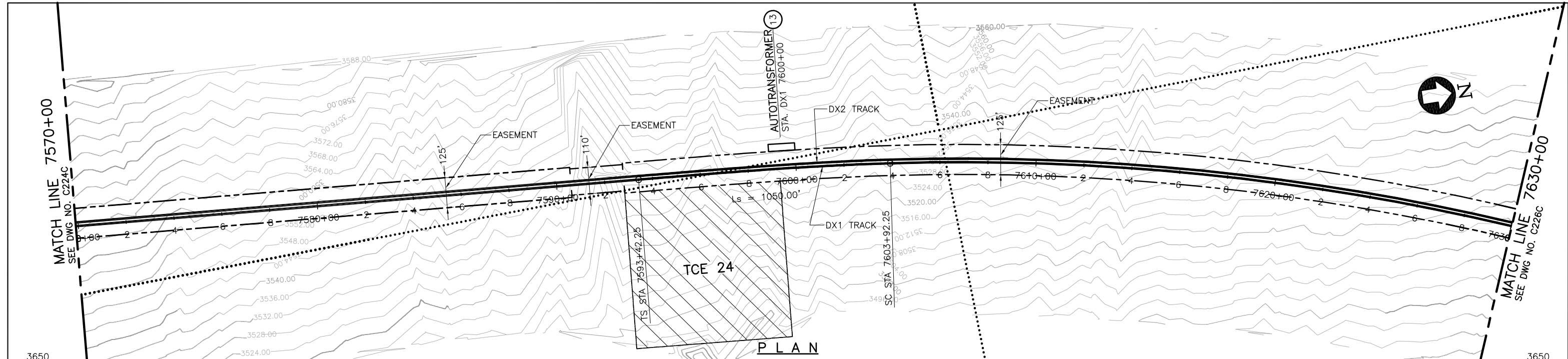
**EARTH TECH | AECOM**

2101 Webster St., Suite 1000  
Oakland, CA 94612  
Phone: (510) 419-6000  
Fax: (510) 419-5355  
F-C-143

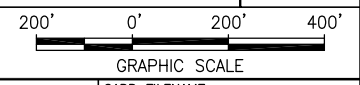
**DESERTXPRESS**  
PLAN AND PROFILE  
SEGMENT 4, ALTERNATIVE C  
STA. DX1 7510+00 TO DX1 7570+00  
SHEET 124C

CADD FILENAME C223C.dwg		
SIZE D	SCALE 1"=200'H; 1"=20'V	
CONTRACT NO.		
REV. B	SHEET NO. C224C	PAGE NO.

Jun 07, 2011 10:20am L:\work\103156 - Desert Express\Drawings\DESIGN\CIVIL\C223C.dwg



PROFILE



Jun 07, 2011 10:01 am L:\work\103156 - Desert Express\Drawings\DESIGN\CIVIL\C223C.dwg  
 Mar 07, 2011 10:01 am L:\work\103156 - Desert Express\Drawings\DESIGN\CIVIL\C223C.dwg

REV	DATE	BY	SUB	APP	DESCRIPTION
B	01MAR11				ISSUED FOR FINAL EIS PLAN SET
A	14JUL09				

DESIGNED BY  
T. LUNA  
 DRAWN BY  
L. DIFUNTORUM  
 CHECKED BY  
J. MAHER  
 IN CHARGE  
J. MAHER  
 DATE  
17JUN09

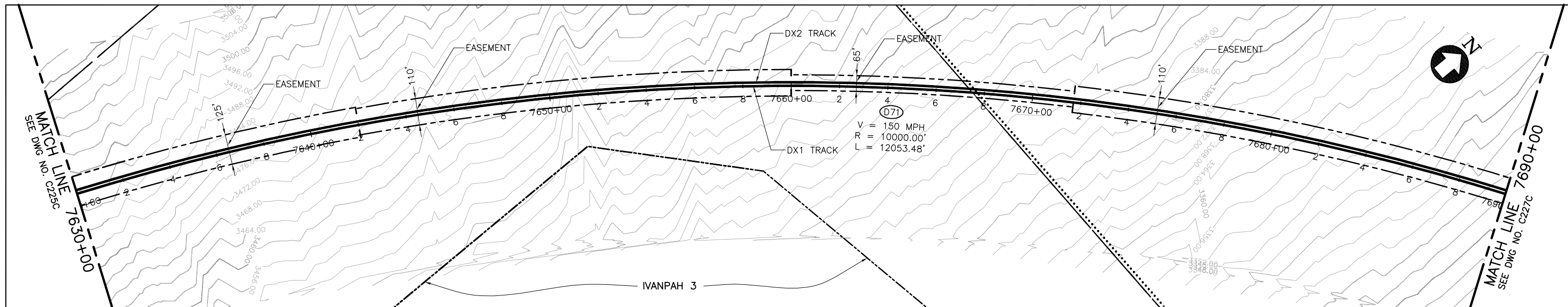
**EARTH TECH | AECOM**

2101 Webster St., Suite 1000  
 Oakland, CA 94612  
 Phone: (510) 419-6000  
 Fax: (510) 419-5355  
**F-C-144**

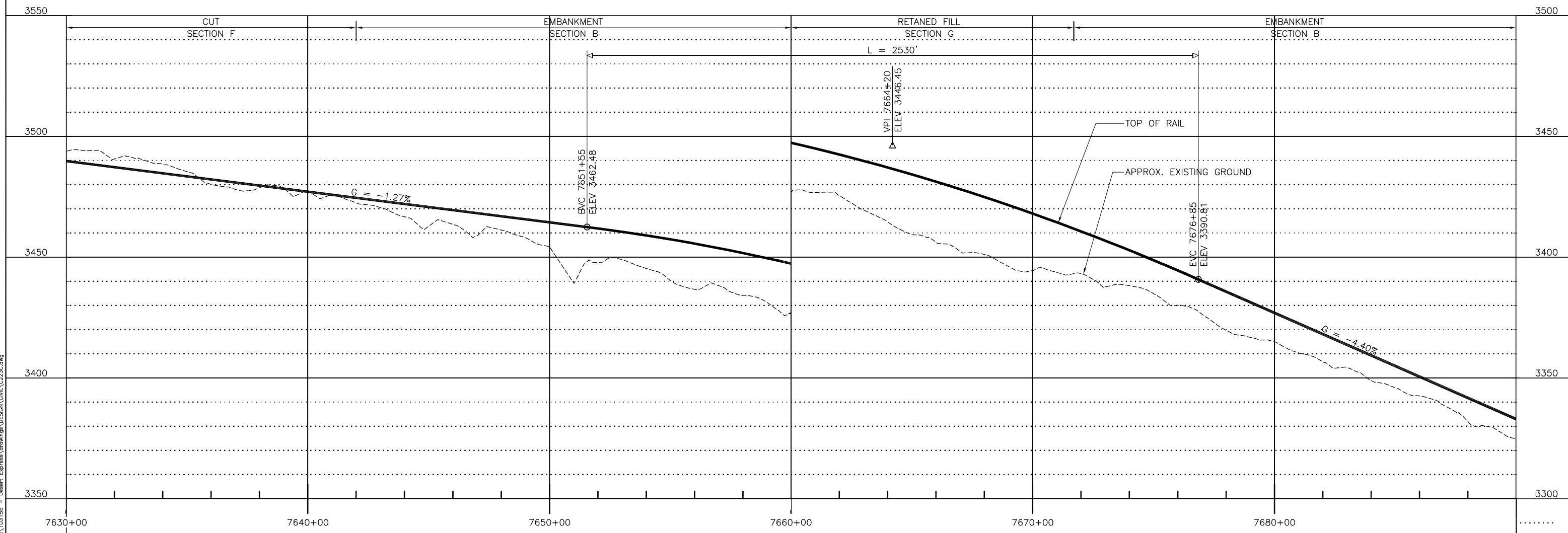
**DESERTXPRESS**  
 PLAN AND PROFILE  
 SEGMENT 4, ALTERNATIVE C  
 STA. DX1 7570+00 TO DX1 7630+00  
 SHEET 125C

CADD FILENAME C223C.dwg		
SIZE D	SCALE 1"=200'H; 1"=20'V	
CONTRACT NO.		
REV. B	SHEET NO. C225C	PAGE NO.





**PLAN**



**PROFILE**



Jun 07, 2011 10:01 am L:\work\103156 - Desert Express\Drawings\DESIGN\CIVIL\C223C.dwg  
 Mar 07, 2011 10:01 am L:\work\103156 - Desert Express\Drawings\DESIGN\CIVIL\C223C.dwg

REV	DATE	BY	SUB	APP	DESCRIPTION
B	01MAR11				ISSUED FOR FINAL EIS PLAN SET
A	14JUL09				

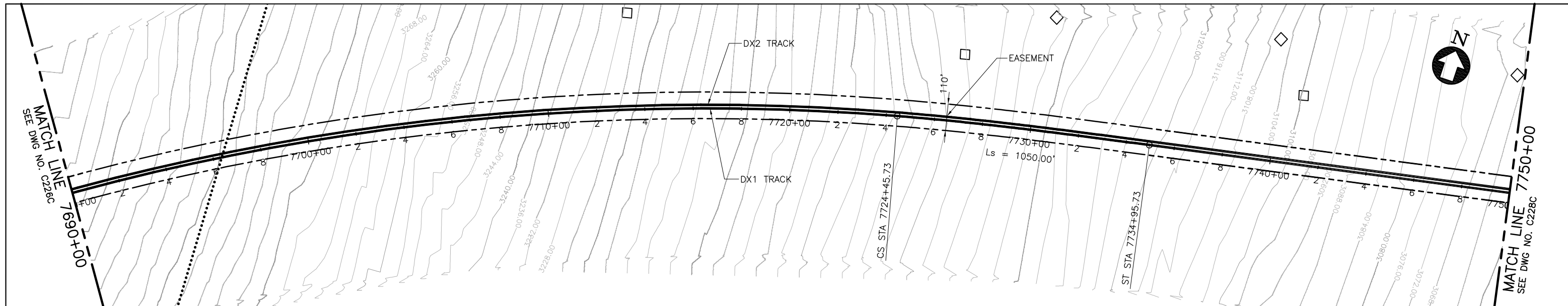
DESIGNED BY  
T. LUNA  
 DRAWN BY  
L. DIFUNTORUM  
 CHECKED BY  
J. MAHER  
 IN CHARGE  
J. MAHER  
 DATE  
17JUN09

**EARTH TECH | AECOM**

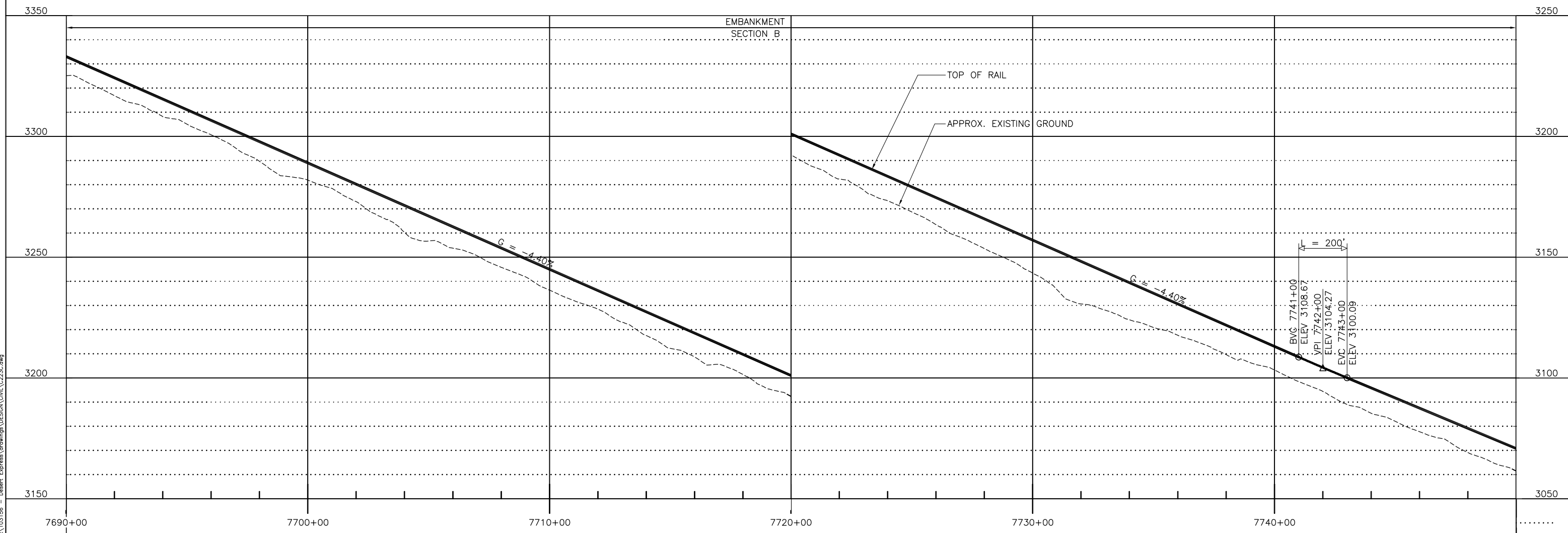
2101 Webster St., Suite 1000  
 Oakland, CA 94612  
 Phone: (510) 419-6000  
 Fax: (510) 419-5355  
 F-C-145

**DESERTXPRESS**  
 PLAN AND PROFILE  
 SEGMENT 4, ALTERNATIVE C  
 STA. DX1 7630+00 TO DX1 7690+00  
 SHEET 126C

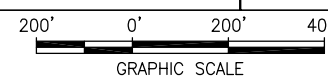
CADD FILENAME C223C.dwg		
SIZE D	SCALE 1"=200'H; 1"=20'V	
CONTRACT NO.		
REV. B	SHEET NO. C226C	PAGE NO.



**PLAN**



**PROFILE**



Jun 07, 2011 10:01 am L:\work\103156 - Desert Express\Drawings\DESIGN\CIVIL\C223C.dwg  
 Mar 07, 2011 10:01 am L:\work\103156 - Desert Express\Drawings\DESIGN\CIVIL\C223C.dwg

REV	DATE	BY	SUB	APP	DESCRIPTION
B	01MAR11				ISSUED FOR FINAL EIS PLAN SET
A	14JUL09				

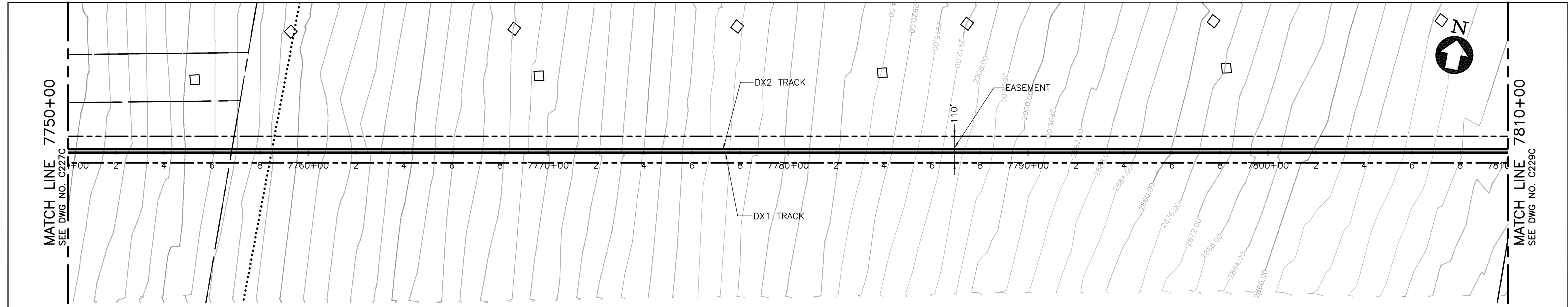
DESIGNED BY T. LUNA
DRAWN BY L. DIFUNTORUM
CHECKED BY J. MAHER
IN CHARGE J. MAHER
DATE 17JUN09

**EARTH TECH | AECOM**

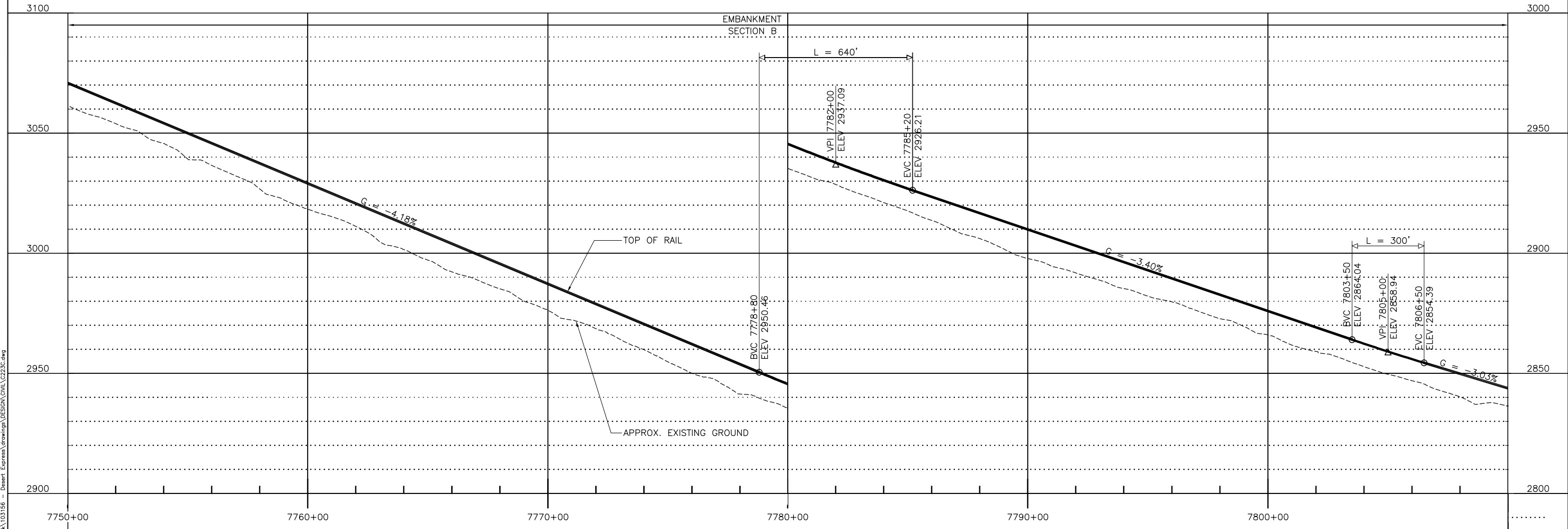
2101 Webster St., Suite 1000  
 Oakland, CA 94612  
 Phone: (510) 419-6000  
 Fax: (510) 419-5355  
**F-C-146**

**DESERTXPRESS**  
 PLAN AND PROFILE  
 SEGMENT 4, ALTERNATIVE C  
 STA. DX1 7690+00 TO DX1 7750+00  
 SHEET 127C

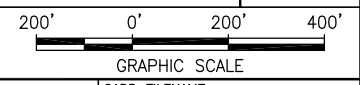
CADD FILENAME C223C.dwg		
SIZE D	SCALE 1"=200'H; 1"=20'V	
CONTRACT NO.		
REV. B	SHEET NO. C227C	PAGE NO.



PLAN



PROFILE



REV	DATE	BY	SUB	APP	DESCRIPTION
B	01MAR11				ISSUED FOR FINAL EIS PLAN SET
A	14JUL09				

DESIGNED BY  
T. LUNA  
DRAWN BY  
L. DIFUNTORUM  
CHECKED BY  
J. MAHER  
IN CHARGE  
J. MAHER  
DATE  
17JUN09

**EARTH TECH | AECOM**

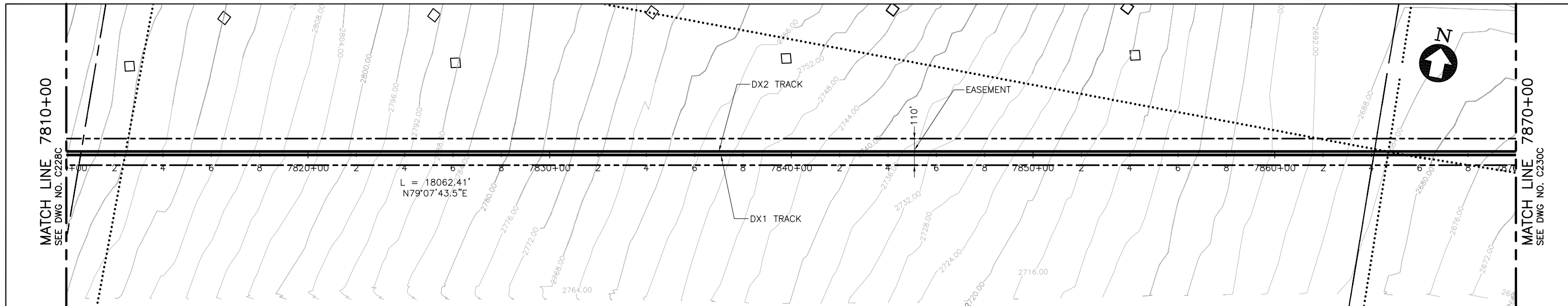
2101 Webster St., Suite 1000  
Oakland, CA 94612  
Phone: (510) 419-6000  
Fax: (510) 419-5355  
F-C-147

**DESERTXPRESS**  
PLAN AND PROFILE  
SEGMENT 4, ALTERNATIVE C  
STA. DX1 7750+00 TO DX1 7810+00  
SHEET 128C

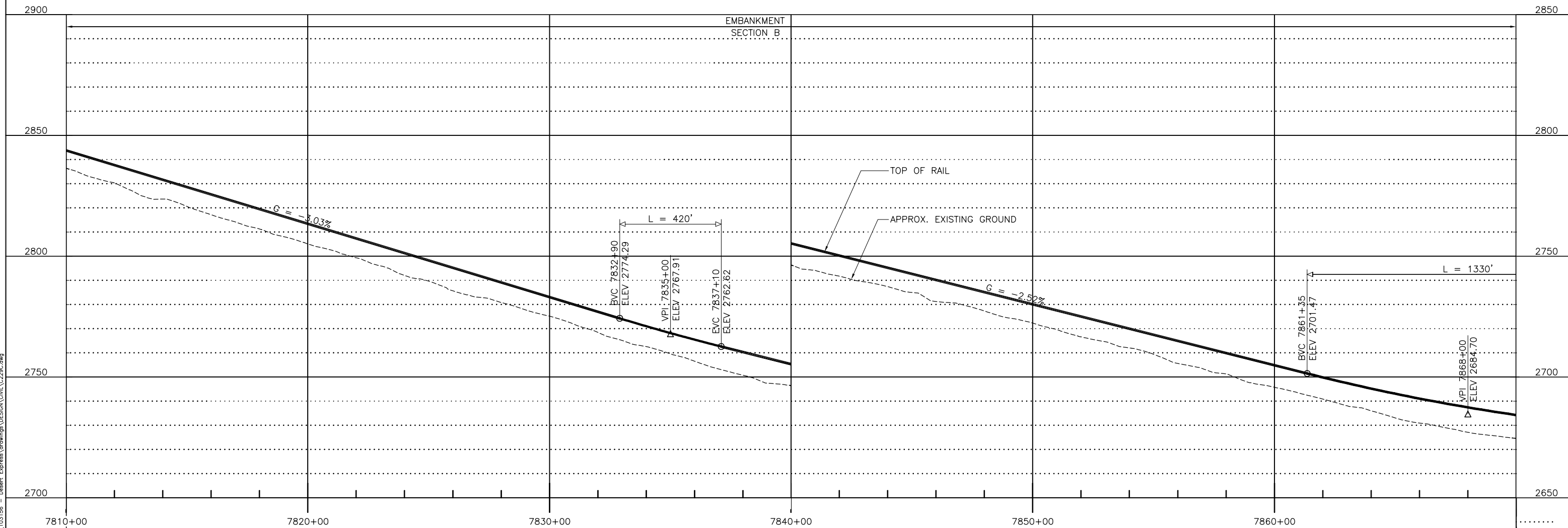
CADD FILENAME C223C.dwg		
SIZE D	SCALE 1"=200'H; 1"=20'V	
CONTRACT NO.		
REV. B	SHEET NO. C228C	PAGE NO.

Jun07 07:2011 1:02:01am L:\work\103156 - Desert Express\Drawings\DESIGN\CIVIL\C223C.dwg






PLAN



PROFILE



Jun 07, 2011 10:04am L:\work\103156 - Desert Express\Drawings\DESIGN\CIVIL\C229C.dwg  
 Mar 07, 2011 10:04am L:\work\103156 - Desert Express\Drawings\DESIGN\CIVIL\C229C.dwg

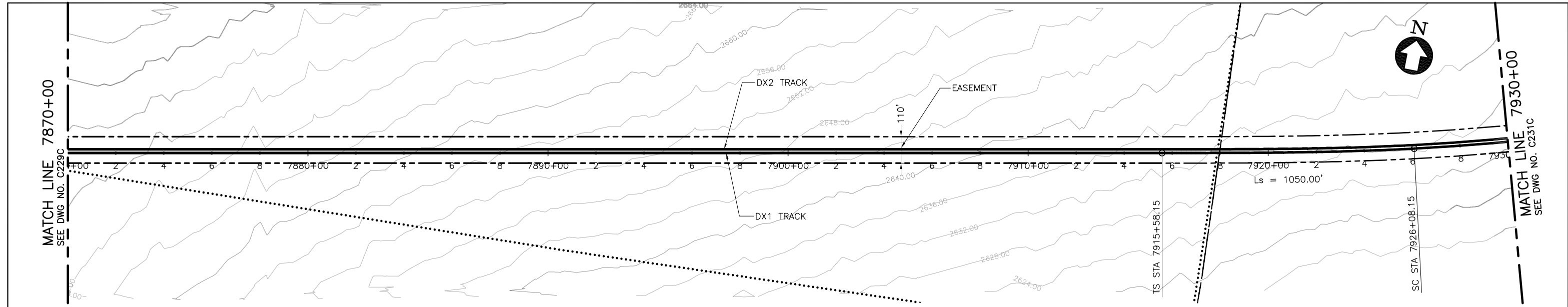
REV	DATE	BY	SUB	APP	DESCRIPTION
B	01MAR11				ISSUED FOR FINAL EIS PLAN SET
A	14JUL09				

DESIGNED BY  
T. LUNA  
 DRAWN BY  
L. DIFUNTORUM  
 CHECKED BY  
J. MAHER  
 IN CHARGE  
J. MAHER  
 DATE  
17JUN09

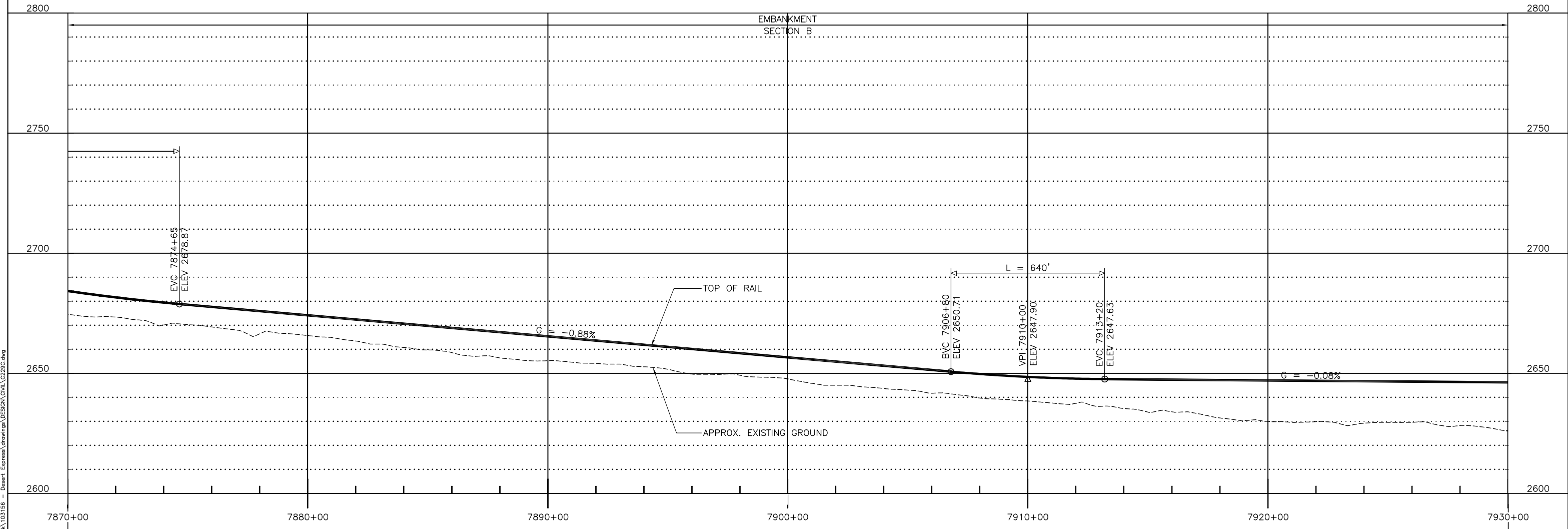
**EARTH TECH | AECOM**

2101 Webster St., Suite 1000  
 Oakland, CA 94612  
 Phone: (510) 419-6000  
 Fax: (510) 419-5355  
 F-C-148

<b>DESERTXPRESS</b>		
PLAN AND PROFILE		
SEGMENT 4, ALTERNATIVE C		
STA. DX1 7810+00 TO DX1 7870+00		
SHEET 129C		
CADD FILENAME C229C.dwg	SIZE D	SCALE 1"=200'H; 1"=20'V
CONTRACT NO.	REV. B	SHEET NO. C229C
		PAGE NO.



**PLAN**



**PROFILE**

REV	DATE	BY	SUB	APP	DESCRIPTION
B	01MAR11				ISSUED FOR FINAL EIS PLAN SET
A	14JUL09				

DESIGNED BY T. LUNA
DRAWN BY L. DIFUNTORUM
CHECKED BY J. MAHER
IN CHARGE J. MAHER
DATE 17JUN09

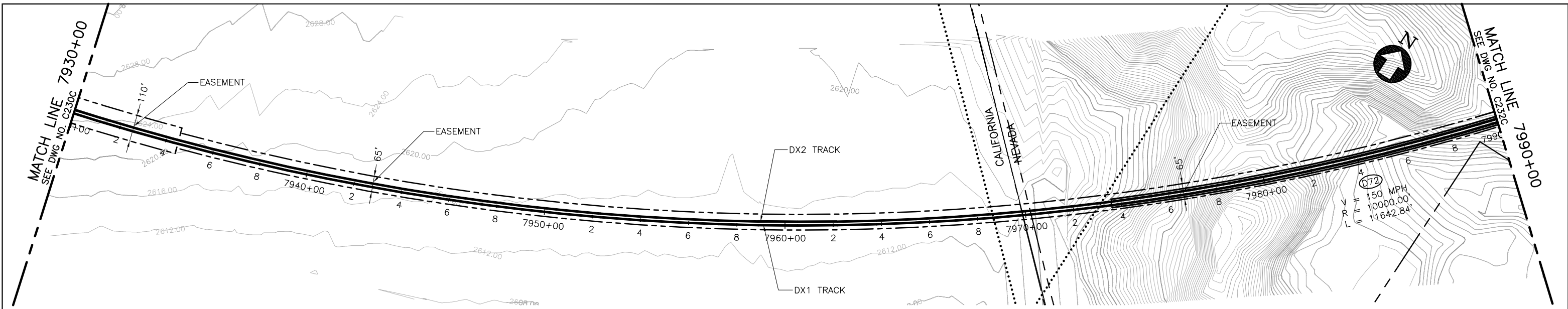
**EARTH TECH | AECOM**

2101 Webster St., Suite 1000  
Oakland, CA 94612  
Phone: (510) 419-6000  
Fax: (510) 419-5355  
F-C-149

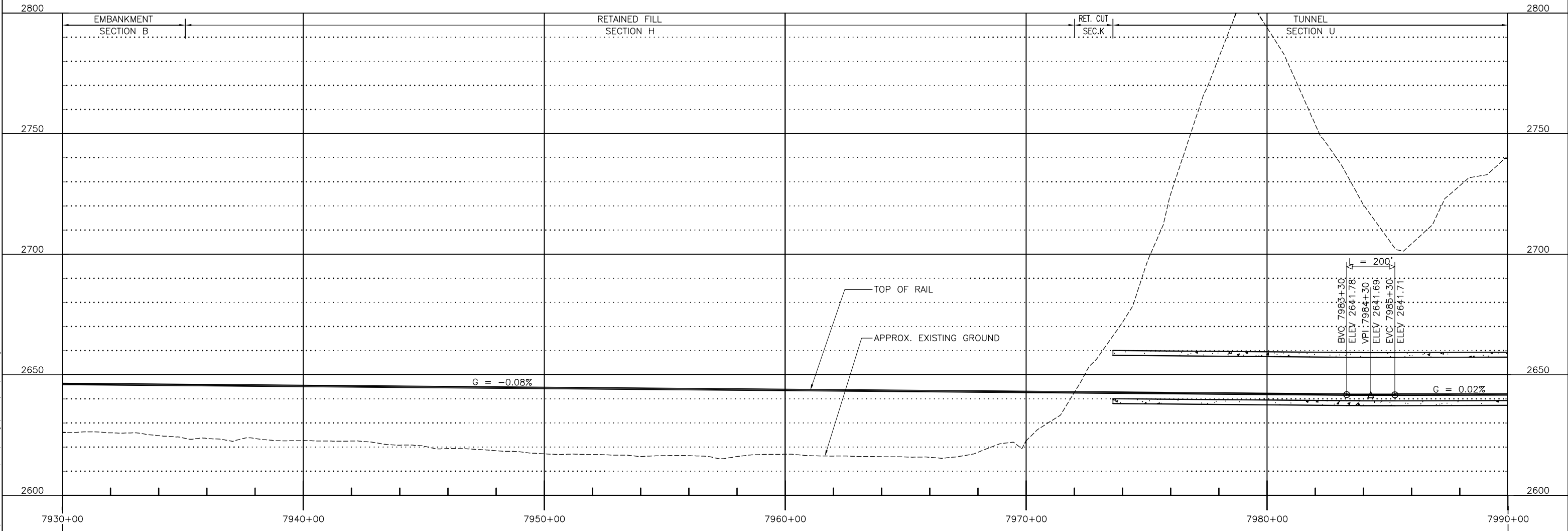
**DESERTXPRESS**  
PLAN AND PROFILE  
SEGMENT 4, ALTERNATIVE C  
STA. DX1 7870+00 TO DX1 7930+00  
SHEET 130C

CADD FILENAME C229C.dwg		
SIZE D	SCALE 1"=200'H; 1"=20'V	
CONTRACT NO.		
REV. B	SHEET NO. C230C	PAGE NO.

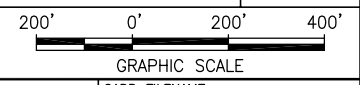
Jun07 07:20:11 L:\04\em L:\work\103156 - Desert Express\Drawings\DESIGN\CIVIL\C229C.dwg



**PLAN**



**PROFILE**



Jun 07, 2011 10:04am L:\work\103156 - Desert Express\Drawings\DESIGN\CIVIL\C229C.dwg

REV	DATE	BY	SUB	APP	DESCRIPTION
B	01MAR11				ISSUED FOR FINAL EIS PLAN SET
A	14JUL09				

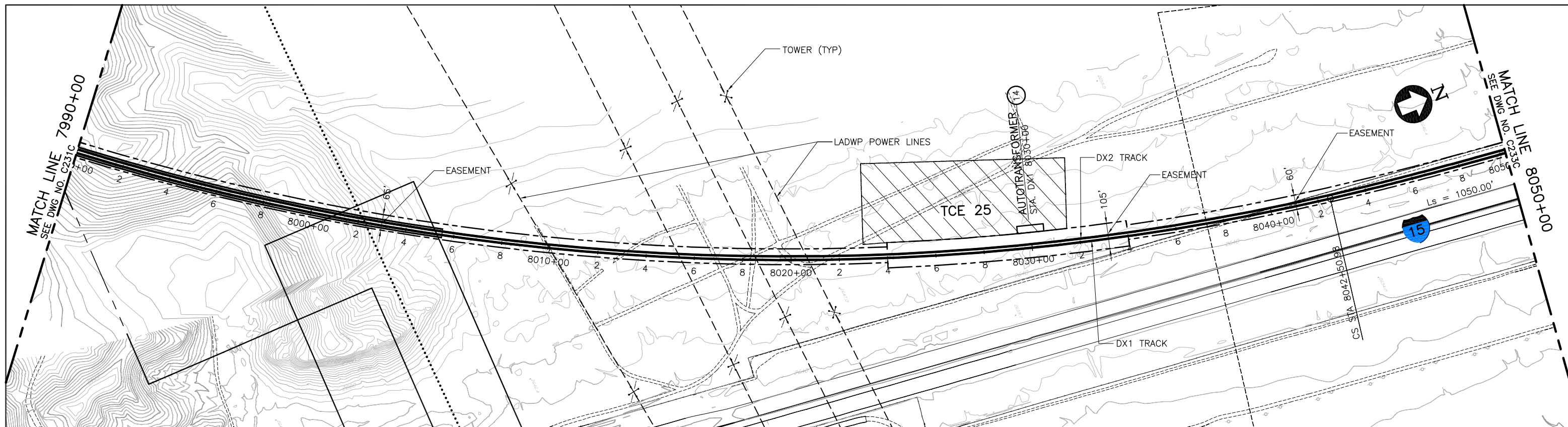
DESIGNED BY  
T. LUNA  
 DRAWN BY  
L. DIFUNTORUM  
 CHECKED BY  
J. MAHER  
 IN CHARGE  
J. MAHER  
 DATE  
17JUN09

**EARTH TECH | AECOM**

2101 Webster St., Suite 1000  
 Oakland, CA 94612  
 Phone: (510) 419-6000  
 Fax: (510) 419-5355  
 F-C-150

<b>DESERTXPRESS</b>		CADD FILENAME C229C.dwg
PLAN AND PROFILE		SIZE SCALE D 1"=200'H; 1"=20'V
SEGMENT 4, ALTERNATIVE C		CONTRACT NO.
STA. DX1 7930+00 TO DX1 7990+00		REV. SHEET NO. PAGE NO. B C231C
SHEET 131C		

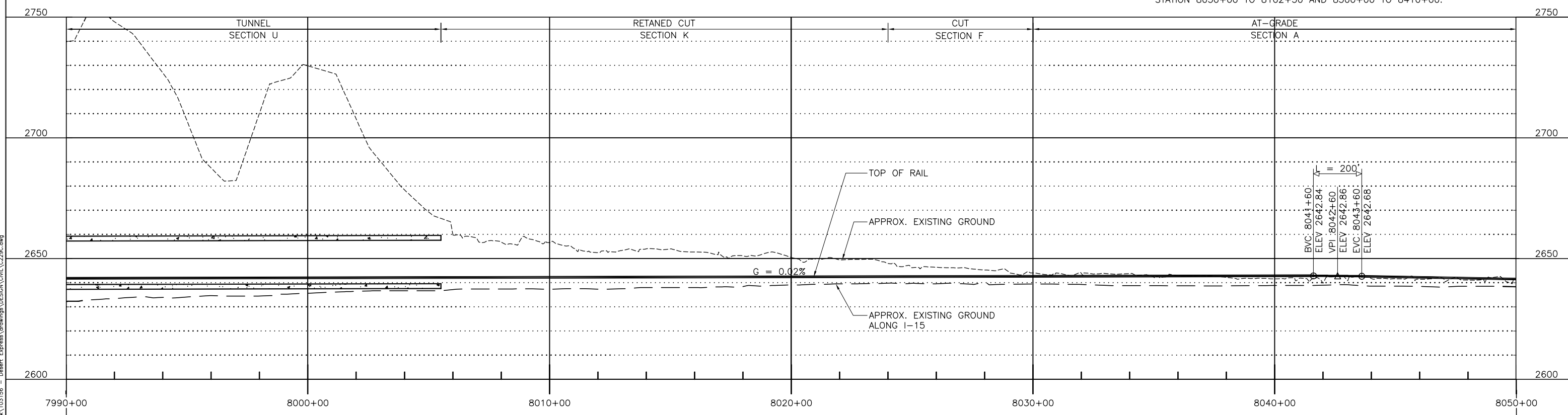




**PLAN**

**NOTE:**

1. PROVIDE LOW CATENARY SYSTEM (25' HIGH) BETWEEN STATION 8030+00 TO 8102+50 AND 8300+00 TO 8410+00.



**PROFILE**

REV	DATE	BY	SUB	APP	DESCRIPTION
D	01MAR11				ISSUED FOR FINAL EIS PLAN SET
C	25JUN10				ADDED LOW CATENARY NOTE
B	09FEB10				
A	14JUL09				

DESIGNED BY T. LUNA
DRAWN BY L. DIFUNTORUM
CHECKED BY J. MAHER
IN CHARGE J. MAHER
DATE 17JUN09

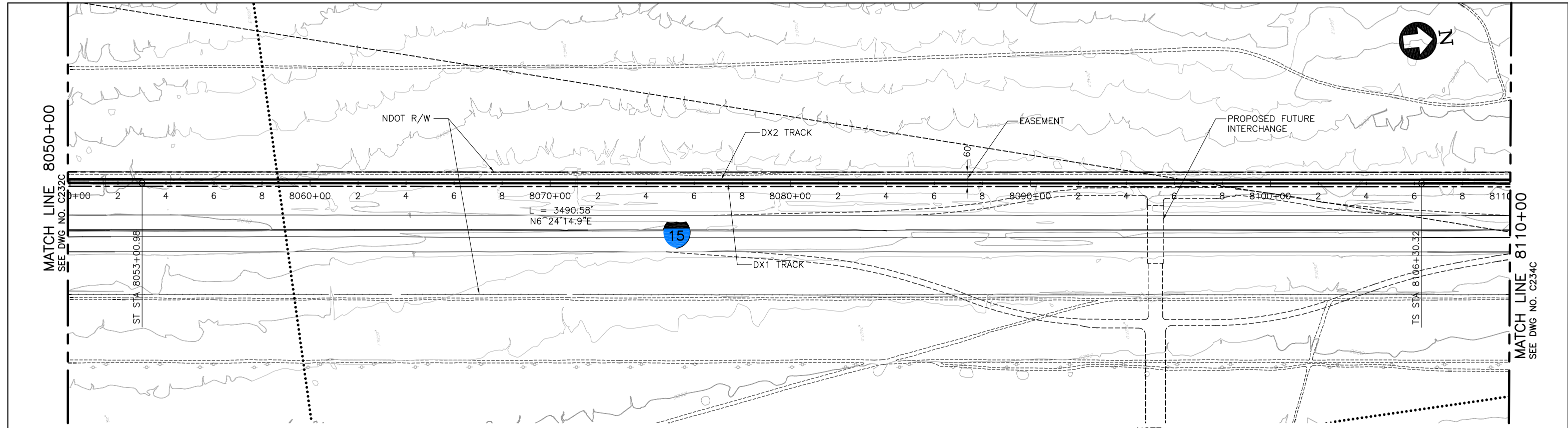
**EARTH TECH | AECOM**

2101 Webster St., Suite 1000  
Oakland, CA 94612  
Phone: (510) 419-6000  
Fax: (510) 419-5355  
F-C-151

**DESERTXPRESS**  
PLAN AND PROFILE  
SEGMENT 4, ALTERNATIVE C  
STA. DX1 7990+00 TO DX1 8050+00  
SHEET 132C

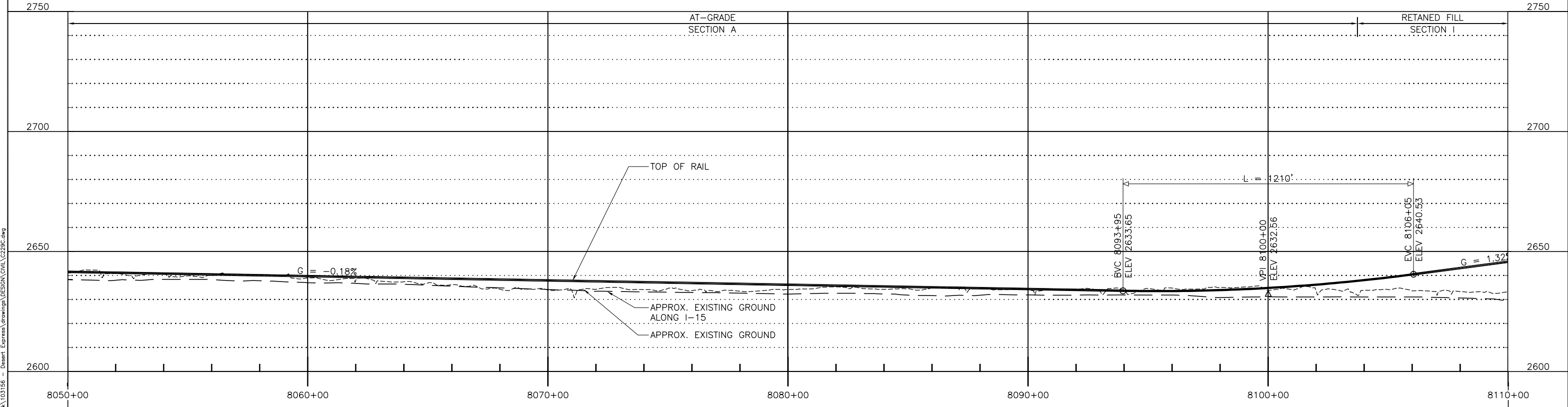
CADD FILENAME C229C.dwg		
SIZE D	SCALE 1"=200'H; 1"=20'V	
CONTRACT NO.		
REV. D	SHEET NO. C232C	PAGE NO.

Jun 07, 2011 10:05am L:\work\103156 - Desert Express\Drawings\DESIGN\CIVIL\C229C.dwg

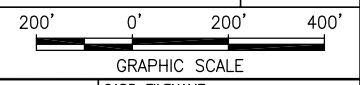


**PLAN**

**NOTE:**  
1. PROVIDE LOW CATENARY SYSTEM (25' HIGH) BETWEEN STATION 8030+00 TO 8102+50 AND 8300+00 TO 8410+00.



**PROFILE**



REV	DATE	BY	SUB	APP	DESCRIPTION
E	01MAR11				ISSUED FOR FINAL EIS PLAN SET
D	25JUN10				ADDED LOW CATENARY NOTE
C	09APR10				
B	09FEB10				
A	14JUL09				

DESIGNED BY T. LUNA
DRAWN BY L. DIFUNTORUM
CHECKED BY J. MAHER
IN CHARGE J. MAHER
DATE 17JUN09

**EARTH TECH | AECOM**

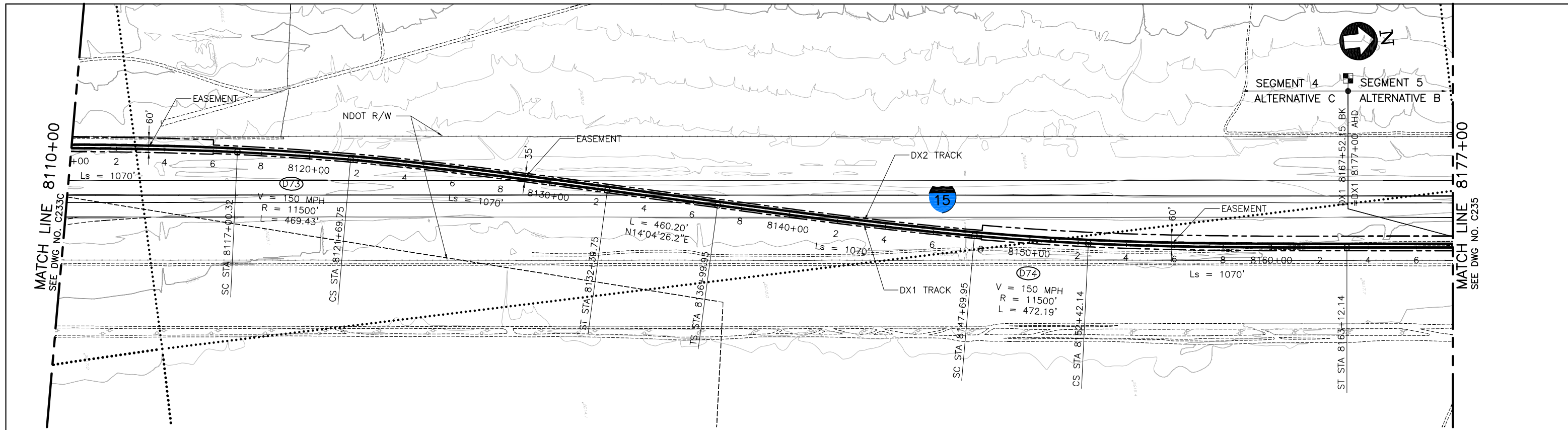
2101 Webster St., Suite 1000  
Oakland, CA 94612  
Phone: (510) 419-6000  
Fax: (510) 419-5355  
F-C-152

**DESERTXPRESS**

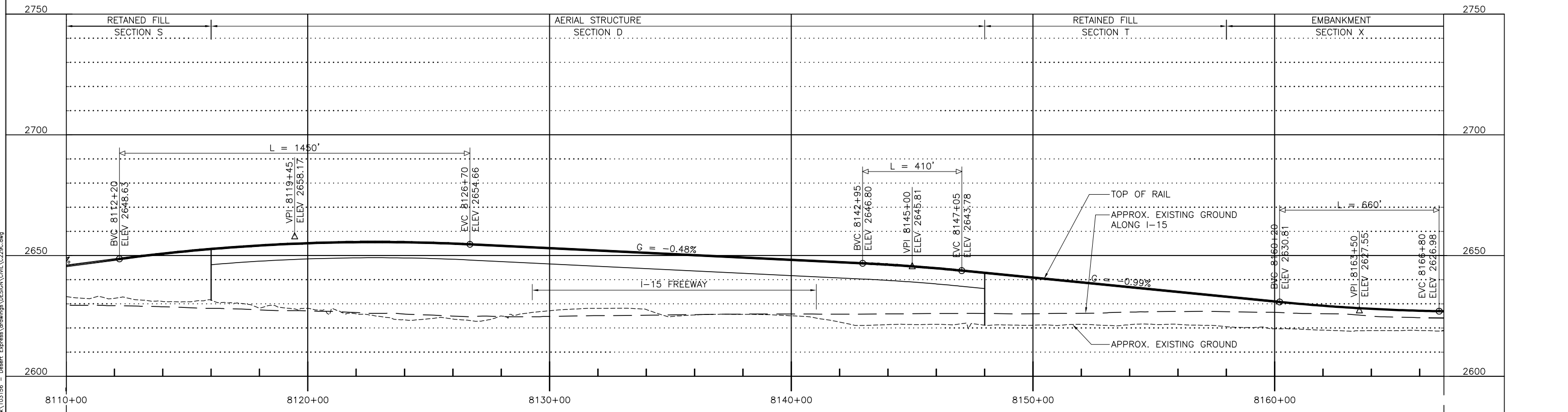
PLAN AND PROFILE  
SEGMENT 4, ALTERNATIVE C  
STA. DX1 8050+00 TO DX1 8110+00  
SHEET 133C

CADD FILENAME C229C.dwg
SIZE SCALE D 1"=200'H; 1"=20'V
CONTRACT NO.
REV. SHEET NO. PAGE NO. E C233C


Jun07 07:2011 - 10:05am L:\work\103156 - Desert Express\Drawings\DESIGN\CIVIL\C229C.dwg



PLAN



PROFILE



REV	DATE	BY	SUB	APP	DESCRIPTION
D	01MAR11				ISSUED FOR FINAL EIS PLAN SET
C	09APR10				
B	09FEB10				
A	14JUL09				

DESIGNED BY  
T. LUNA  
DRAWN BY  
L. DIFUNTORUM  
CHECKED BY  
J. MAHER  
IN CHARGE  
J. MAHER  
DATE  
17JUN09

**EARTH TECH | AECOM**

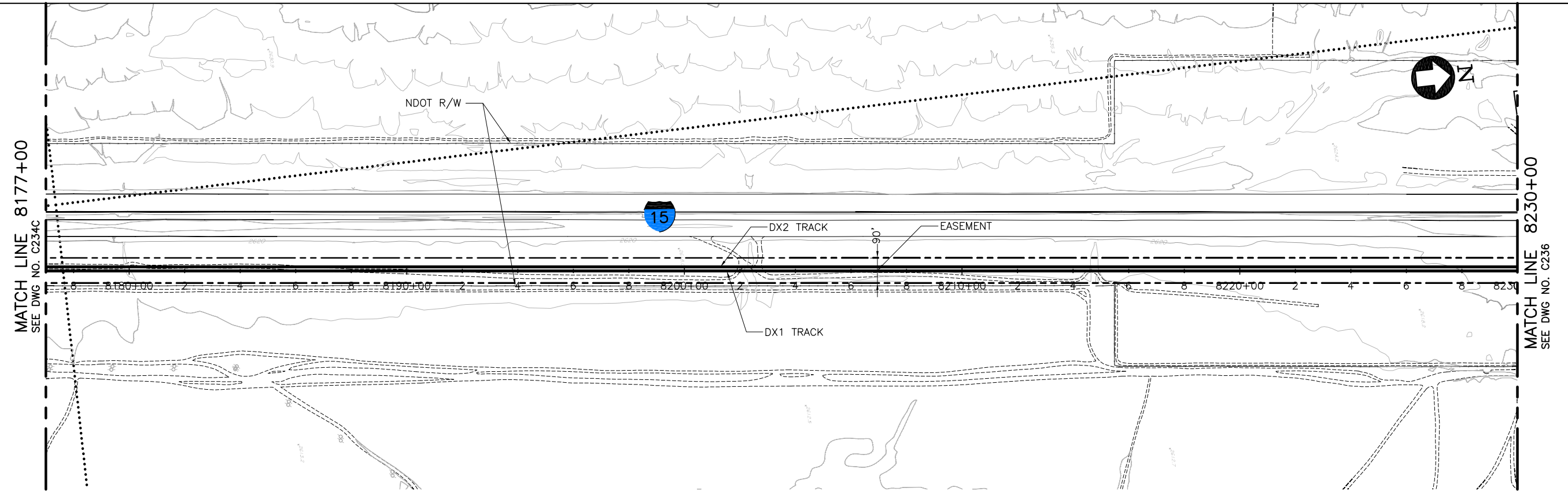
2101 Webster St., Suite 1000  
Oakland, CA 94612  
Phone: (510) 419-6000  
Fax: (510) 419-5355  
F-C-153

**DESERTXPRESS**  
PLAN AND PROFILE  
SEGMENT 4, ALTERNATIVE C  
STA. DX1 8110+00 TO DX1 8167+52  
SHEET 134C

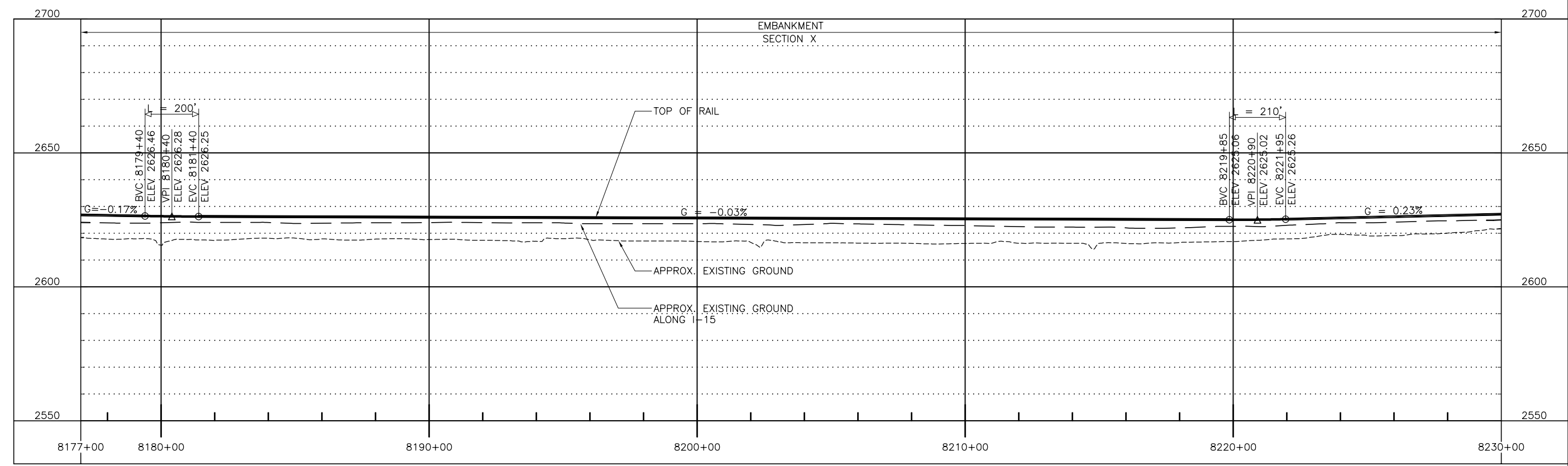
CADD FILENAME C229C.dwg		
SIZE	SCALE	
D	1"=200'H; 1"=20'V	
CONTRACT NO.		
REV.	SHEET NO.	PAGE NO.
D	C234C	

Jun07 07:2011 - 10:06am L:\work\103156 - Desert Express\Drawings\DESIGN\CIVIL\C229C.dwg

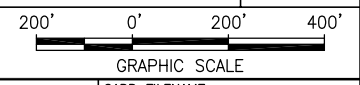




PLAN



PROFILE



Jun 07, 2011 10:27am L:\work\103156 - Desert Express\Drawings\DESIGN\CIVIL\C235.dwg

REV	DATE	BY	SUB	APP	DESCRIPTION
D	01MAR11				ISSUED FOR FINAL EIS PLAN SET
C	30DEC09				
B	31AUG09				
A	12AUG08				

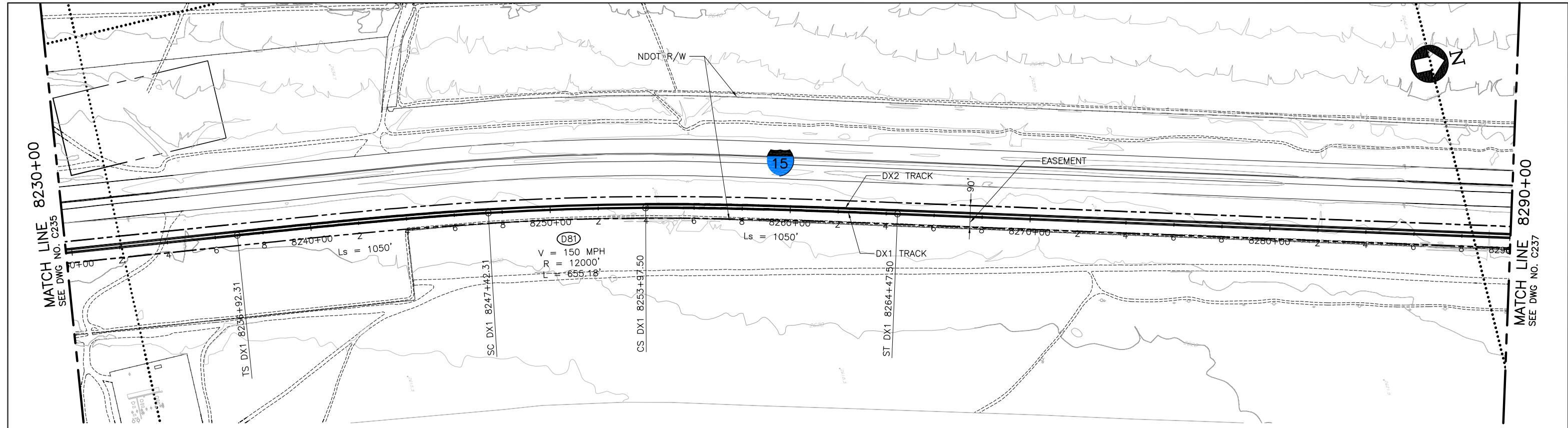
DESIGNED BY  
T. LUNA  
 DRAWN BY  
L. DIFUNTORUM  
 CHECKED BY  
J. MAHER  
 IN CHARGE  
J. MAHER  
 DATE  
19MAY08

**EARTH TECH | AECOM**

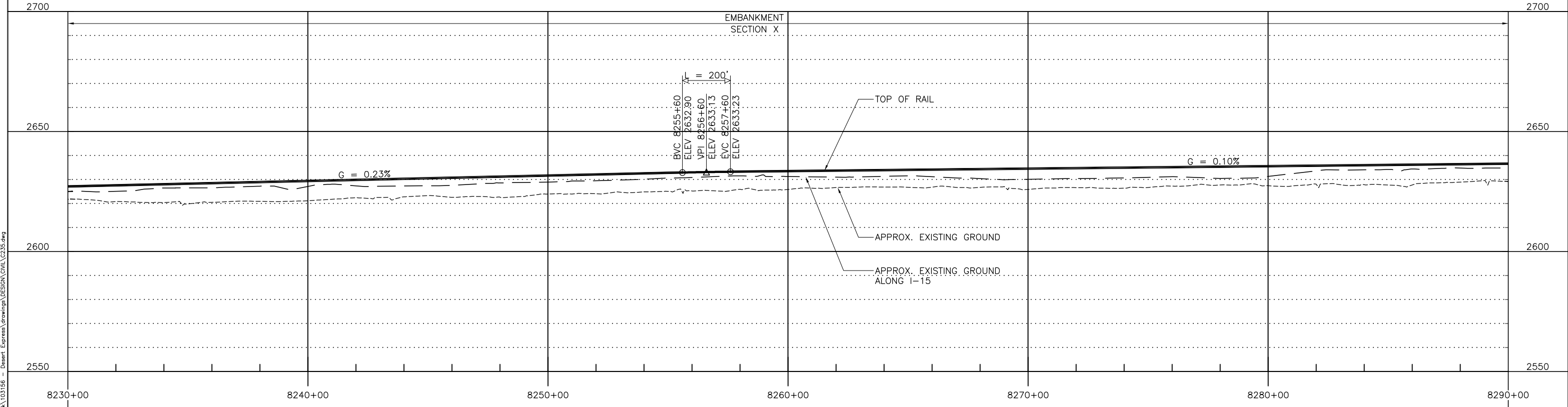
2101 Webster St., Suite 1000  
 Oakland, CA 94612  
 Phone: (510) 419-6000  
 Fax: (510) 419-5355  
 F-C-154

**DESERTXPRESS**  
 PLAN AND PROFILE  
 SEGMENT 5, ALTERNATIVE B  
 STA. DX1 8177+00 TO DX1 8230+00  
 SHEET 135

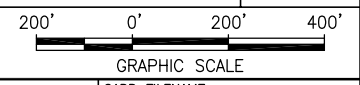
CADD FILENAME C235.dwg		
SIZE D	SCALE 1"=200'H; 1"=20'V	
CONTRACT NO.		
REV. D	SHEET NO. C235	PAGE NO.



PLAN



PROFILE



REV	DATE	BY	SUB	APP	DESCRIPTION
D	01MAR11				ISSUED FOR FINAL EIS PLAN SET
C	30DEC09				
B	31AUG09				
A	12AUG08				

DESIGNED BY  
T. LUNA  
DRAWN BY  
L. DIFUNTORUM  
CHECKED BY  
J. MAHER  
IN CHARGE  
J. MAHER  
DATE  
19MAY08

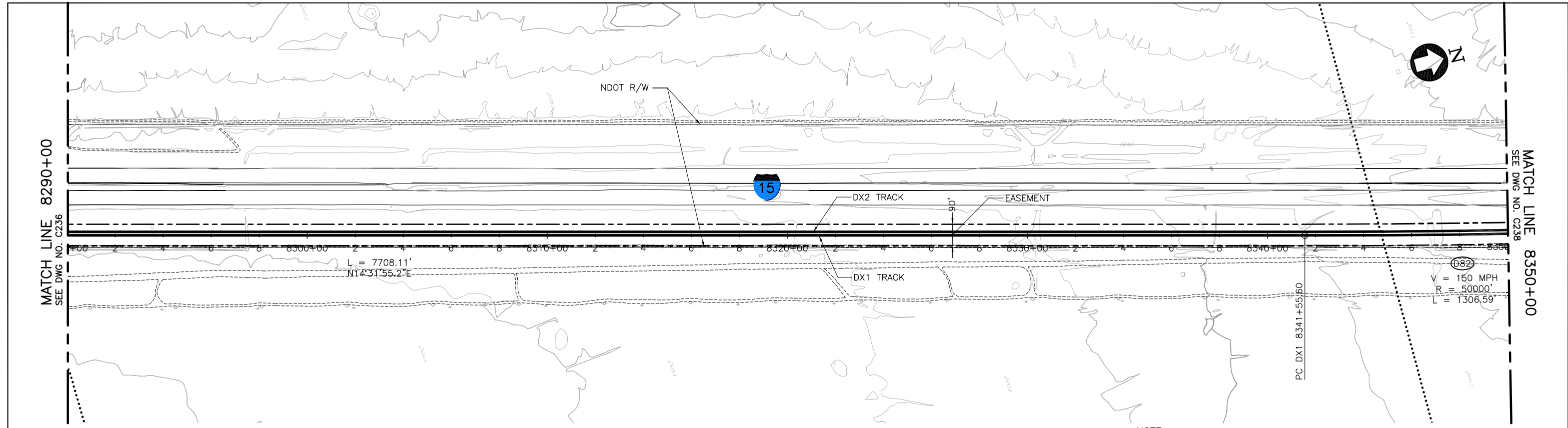
**EARTH TECH | AECOM**

2101 Webster St., Suite 1000  
Oakland, CA 94612  
Phone: (510) 419-6000  
Fax: (510) 419-5355  
F-C-155

**DESERTXPRESS**  
PLAN AND PROFILE  
SEGMENT 5, ALTERNATIVE B  
STA. DX1 8230+00 TO DX1 8290+00  
SHEET 136

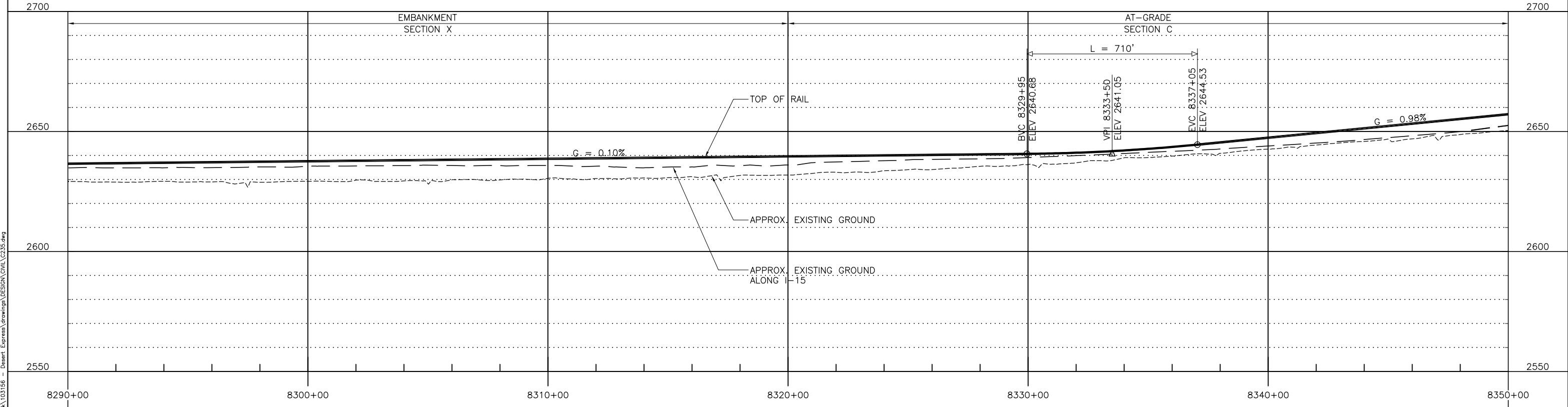
CADD FILENAME C235.dwg		
SIZE D	SCALE 1"=200'H; 1"=20'V	
CONTRACT NO.		
REV. D	SHEET NO. C236	PAGE NO.

Jun 07, 2011 10:27am L:\work\103156 - Desert Express\Drawings\DESIGN\CIVIL\C235.dwg  
 Mar 07, 2011 10:27am L:\work\103156 - Desert Express\Drawings\DESIGN\CIVIL\C235.dwg

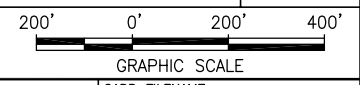


**PLAN**

**NOTE:**  
1. PROVIDE LOW CATENARY SYSTEM (25' HIGH) BETWEEN STATION 8030+00 TO 8102+50 AND 8300+00 TO 8410+00.



**PROFILE**



REV	DATE	BY	SUB	APP	DESCRIPTION
E	01MAR11				ISSUED FOR FINAL EIS PLAN SET
D	25JUN10				ADDED LOW CATENARY NOTE
C	30DEC09				
B	31AUG09				
A	12AUG08				

DESIGNED BY T. LUNA
DRAWN BY L. DIFUNTORUM
CHECKED BY J. MAHER
IN CHARGE J. MAHER
DATE 19MAY08

**EARTH TECH | AECOM**

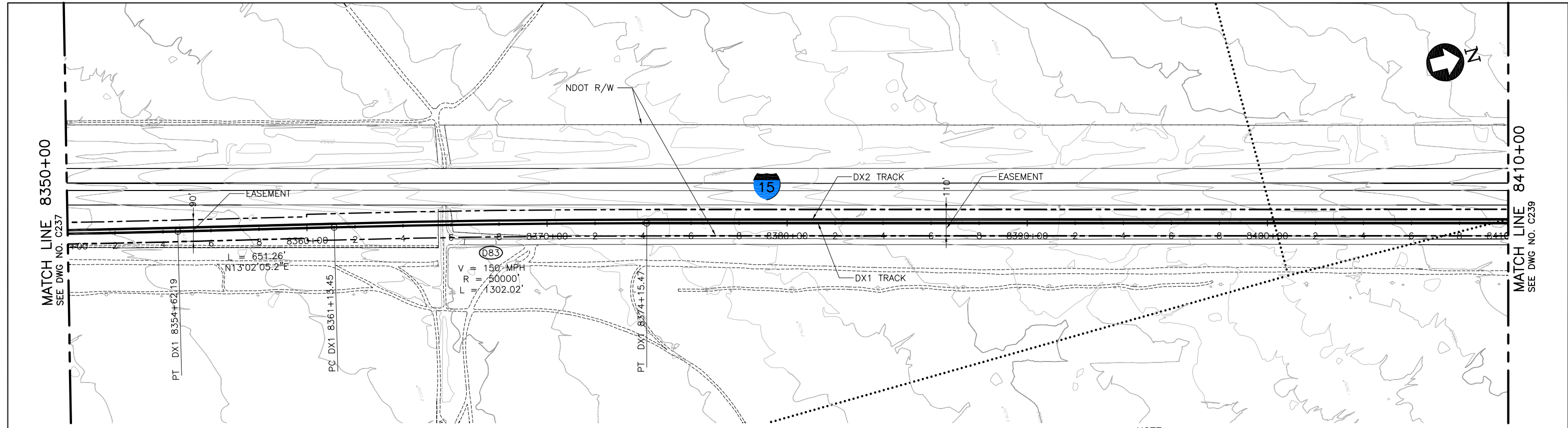
2101 Webster St., Suite 1000  
Oakland, CA 94612  
Phone: (510) 419-6000  
Fax: (510) 419-5355  
F-C-156

**DESERTXPRESS**  
PLAN AND PROFILE  
SEGMENT 5, ALTERNATIVE B  
STA. DX1 8290+00 TO DX1 8350+00  
SHEET 137

CADD FILENAME C235.dwg		
SIZE D	SCALE 1"=200'H; 1"=20'V	
CONTRACT NO.		
REV. E	SHEET NO. C237	PAGE NO.

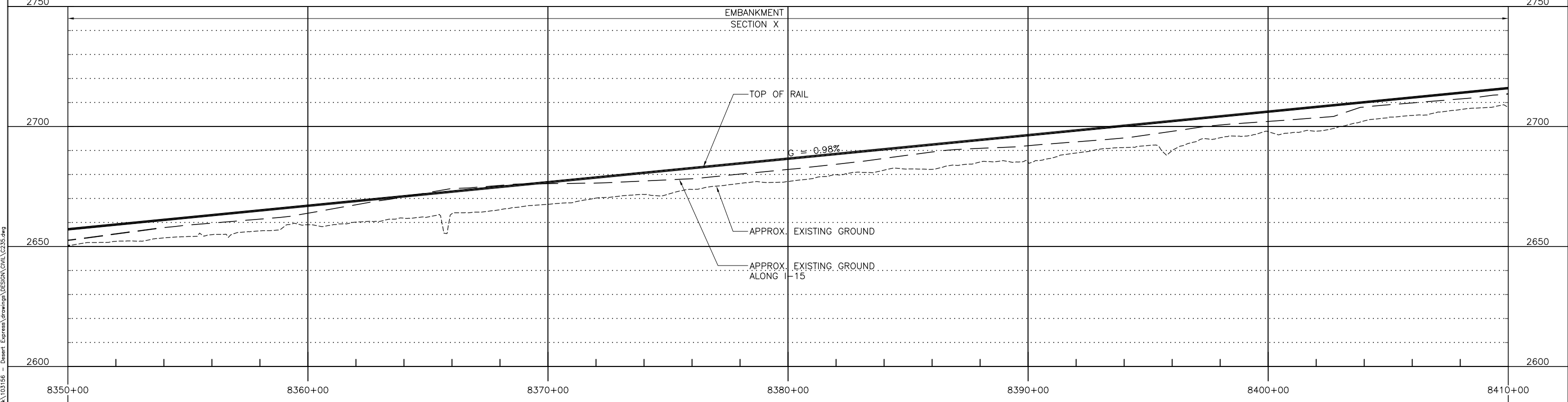
Jun 07, 2011 10:08am L:\work\103156 - Desert Express\Drawings\DESIGN\CIVIL\C235.dwg



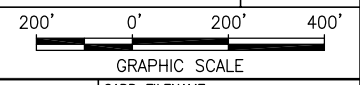


**PLAN**

**NOTE:**  
 1. PROVIDE LOW CATENARY SYSTEM (25' HIGH) BETWEEN STATION 8030+00 TO 8102+50 AND 8300+00 TO 8410+00.



**PROFILE**



REV	DATE	BY	SUB	APP	DESCRIPTION
E	01MAR11				ISSUED FOR FINAL EIS PLAN SET
D	25JUN10				ADDED LOW CATENARY NOTE
C	30DEC09				
B	31AUG09				
A	12AUG08				

DESIGNED BY T. LUNA
DRAWN BY L. DIFUNTORUM
CHECKED BY J. MAHER
IN CHARGE J. MAHER
DATE 19MAY08

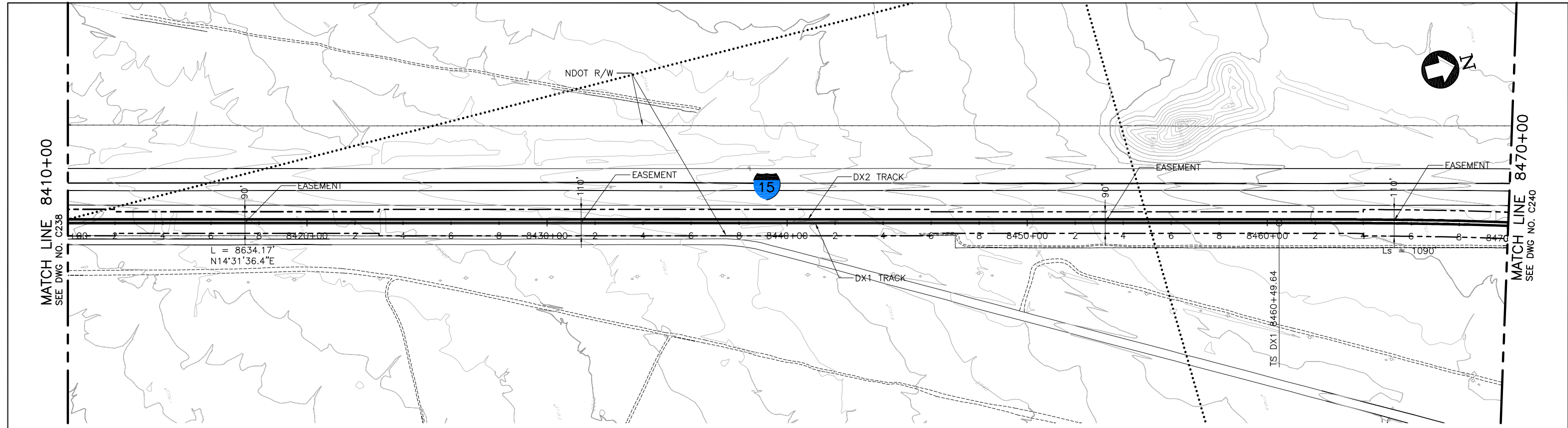
**EARTH TECH | AECOM**  
 2101 Webster St., Suite 1000  
 Oakland, CA 94612  
 Phone: (510) 419-6000  
 Fax: (510) 419-5355  
 F-C-157

**DESERTXPRESS**

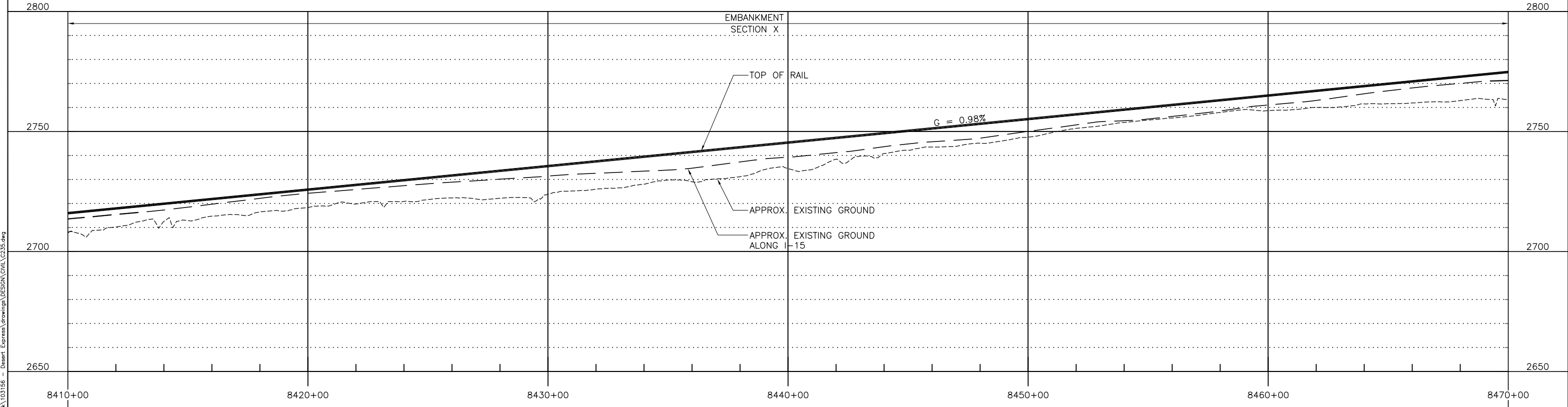
PLAN AND PROFILE  
 SEGMENT 5, ALTERNATIVE B  
 STA. DX1 8350+00 TO DX1 8410+00  
 SHEET 138

CADD FILENAME C235.dwg
SIZE SCALE D 1"=200'H; 1"=20'V
CONTRACT NO.
REV. SHEET NO. PAGE NO. E C238

Jun 07, 2011 10:08am L:\work\103156 - Desert Express\Drawings\DESIGN\CIVIL\C235.dwg



PLAN



PROFILE

REV	DATE	BY	SUB	APP	DESCRIPTION
D	01MAR11				ISSUED FOR FINAL EIS PLAN SET
C	30DEC09				
B	31AUG09				
A	12AUG08				

DESIGNED BY  
T. LUNA  
DRAWN BY  
L. DIFUNTORUM  
CHECKED BY  
J. MAHER  
IN CHARGE  
J. MAHER  
DATE  
19MAY08

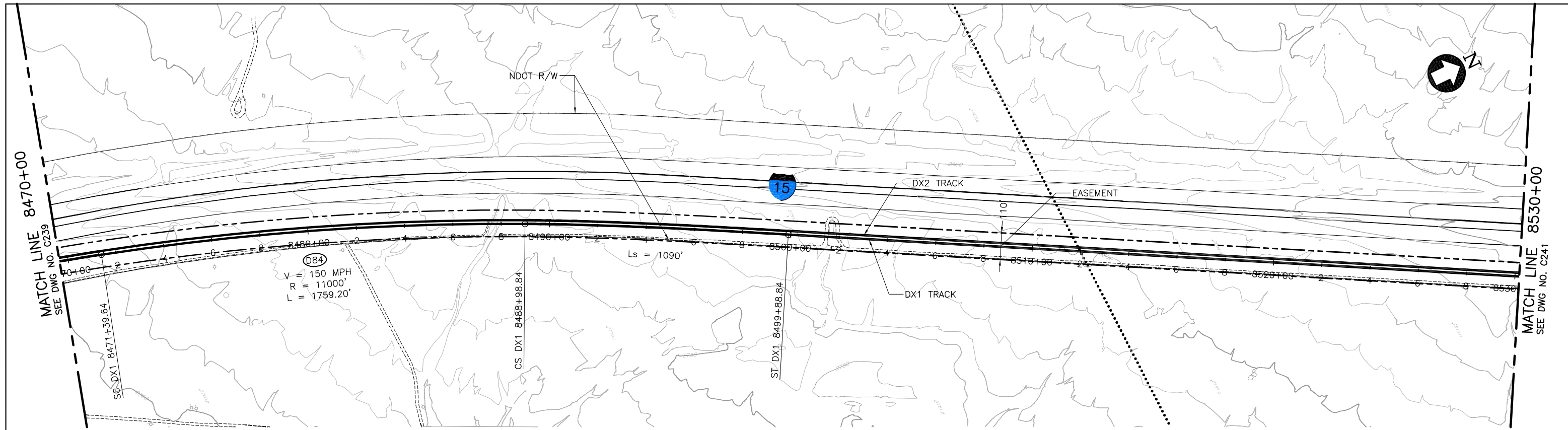
**EARTH TECH | AECOM**

2101 Webster St., Suite 1000  
Oakland, CA 94612  
Phone: (510) 419-6000  
Fax: (510) 419-5355  
F-C-158

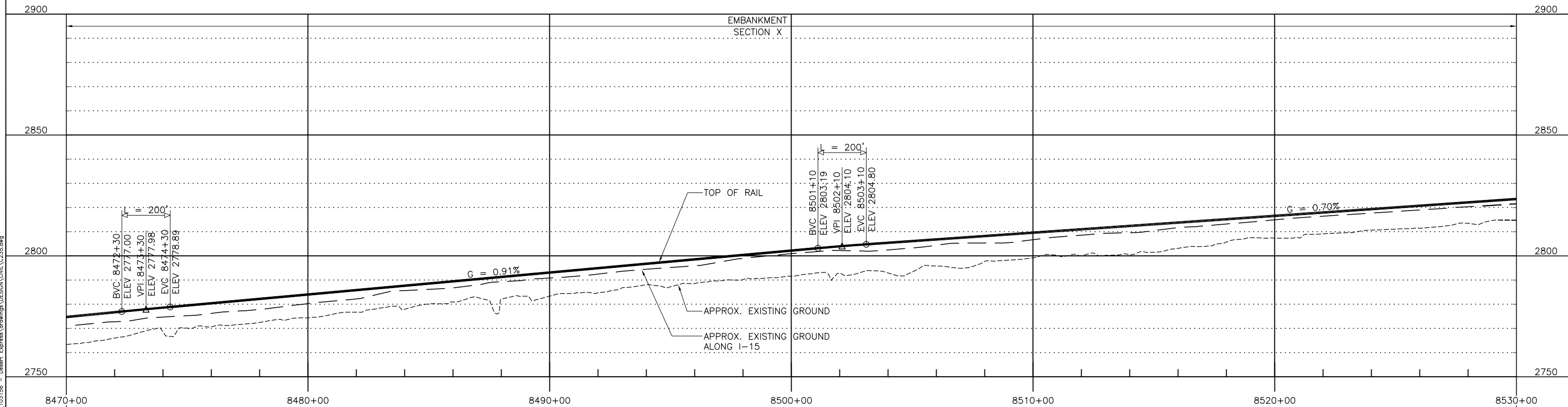
**DESERTXPRESS**  
PLAN AND PROFILE  
SEGMENT 5, ALTERNATIVE B  
STA. DX1 8410+00 TO DX1 8470+00  
SHEET 139

CADD FILENAME C235.dwg		
SIZE D	SCALE 1"=200'H; 1"=20'V	
CONTRACT NO.		
REV. D	SHEET NO. C239	PAGE NO.

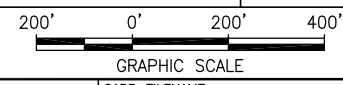
Jun 07, 2011 10:09am L:\work\103156 - Desert Express\Drawings\DESIGN\CIVIL\C235.dwg



PLAN



PROFILE



REV	DATE	BY	SUB	APP	DESCRIPTION
D	01MAR11				ISSUED FOR FINAL EIS PLAN SET
C	30DEC09				
B	31AUG09				
A	12AUG08				

DESIGNED BY  
T. LUNA  
DRAWN BY  
L. DIFUNTORUM  
CHECKED BY  
J. MAHER  
IN CHARGE  
J. MAHER  
DATE  
19MAY08

**EARTH TECH | AECOM**

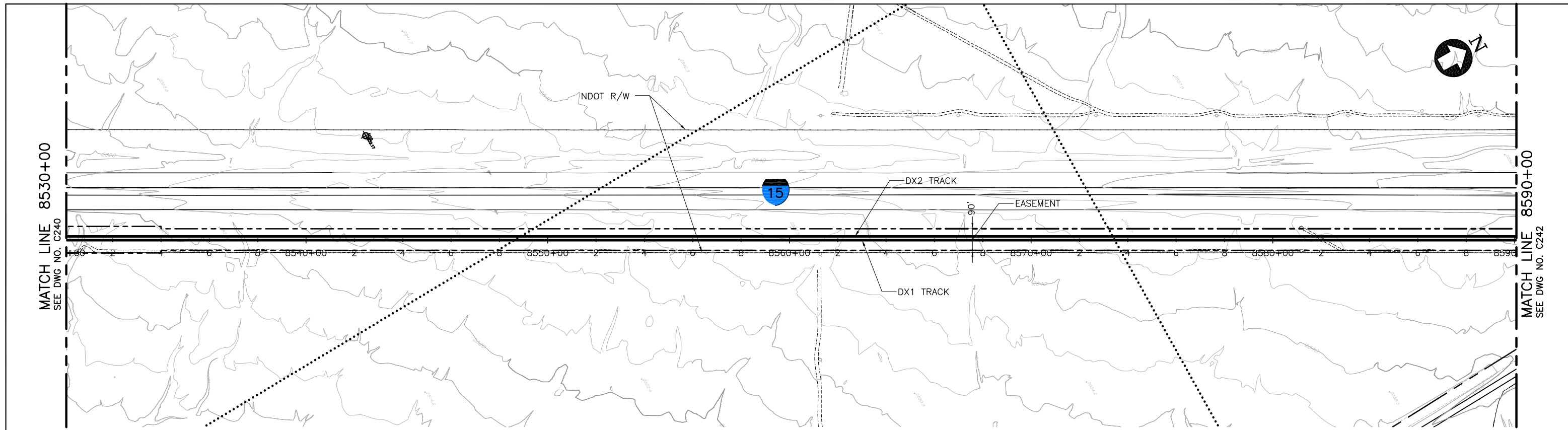
2101 Webster St., Suite 1000  
Oakland, CA 94612  
Phone: (510) 419-6000  
Fax: (510) 419-5355  
F-C-159

**DESERTXPRESS**  
PLAN AND PROFILE  
SEGMENT 5, ALTERNATIVE B  
STA. DX1 8470+00 TO DX1 8530+00  
SHEET 140

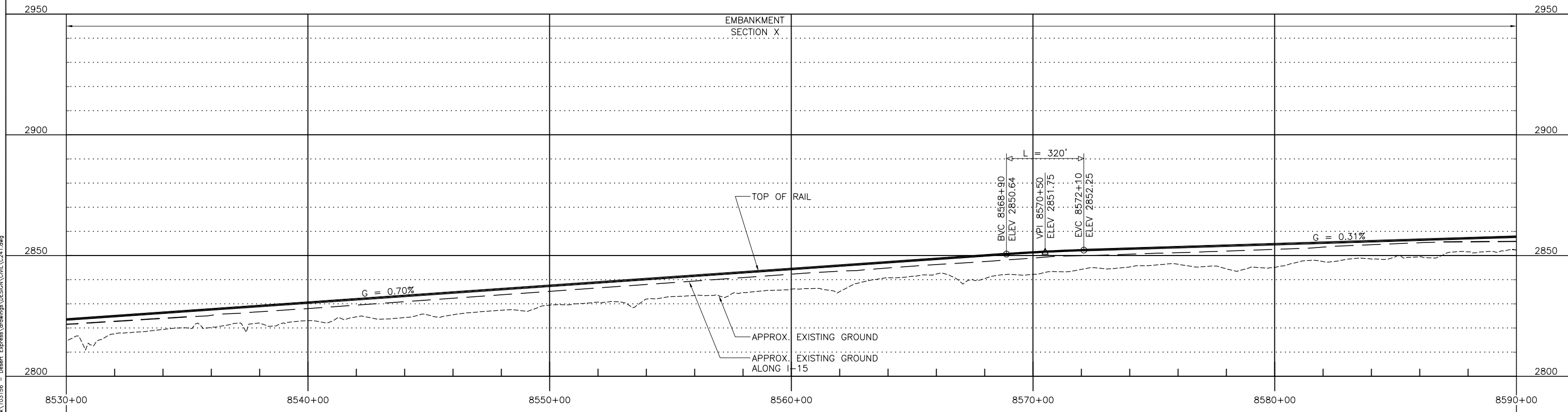
CADD FILENAME C235.dwg		
SIZE D	SCALE 1"=200'H; 1"=20'V	
CONTRACT NO.		
REV. D	SHEET NO. C240	PAGE NO.

Jun07 07:20:11 L:\work\103156 - Desert Express\Drawings\DESIGN\CIVIL\C235.dwg






PLAN



PROFILE



REV	DATE	BY	SUB	APP	DESCRIPTION
D	01MAR11				ISSUED FOR FINAL EIS PLAN SET
C	30DEC09				
B	31AUG09				
A	12AUG08				

DESIGNED BY  
T. LUNA  
DRAWN BY  
L. DIFUNTORUM  
CHECKED BY  
J. MAHER  
IN CHARGE  
J. MAHER  
DATE  
19MAY08

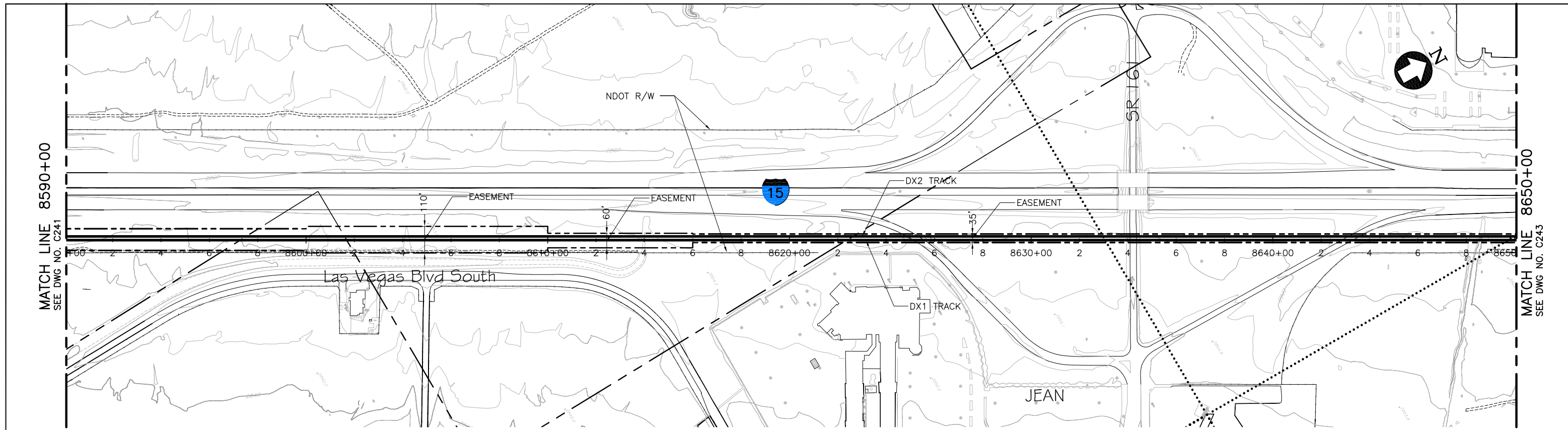
**EARTH TECH | AECOM**

2101 Webster St., Suite 1000  
Oakland, CA 94612  
Phone: (510) 419-6000  
Fax: (510) 419-5355  
F-C-160

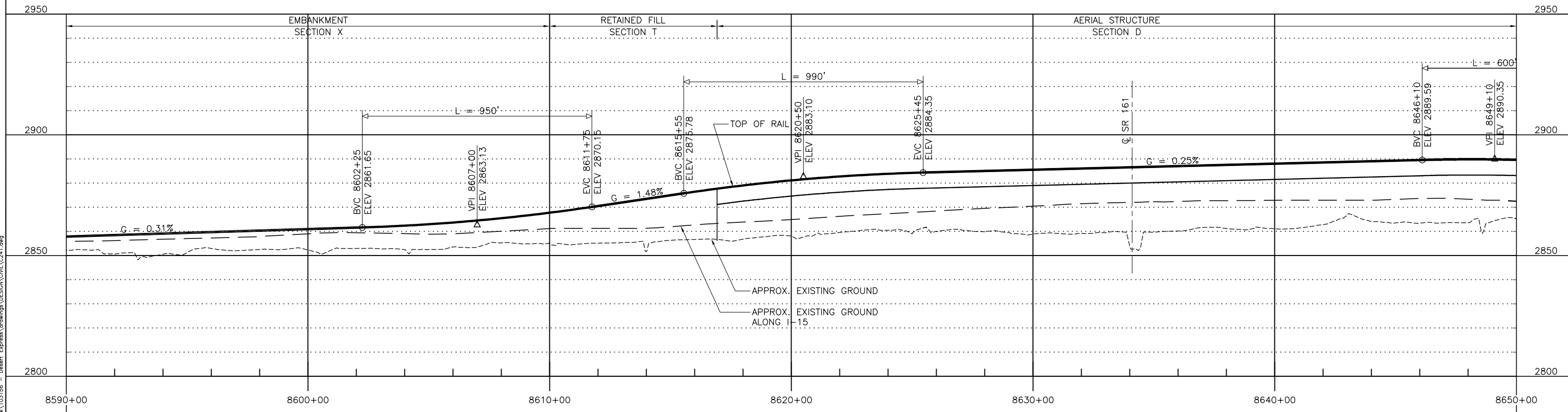
**DESERTXPRESS**  
PLAN AND PROFILE  
SEGMENT 5, ALTERNATIVE B  
STA. DX1 8530+00 TO DX1 8590+00  
SHEET 141

CADD FILENAME C241.dwg		
SIZE D	SCALE 1"=200'H; 1"=20'V	
CONTRACT NO.		
REV. D	SHEET NO. C241	PAGE NO.


Jun 07, 2011 10:11am L:\work\103156 - Desert Express\Drawings\DESIGN\CIVIL\C241.dwg



**PLAN**



**PROFILE**



REV	DATE	BY	SUB	APP	DESCRIPTION
D	01MAR11				
C	30DEC09				
B	31AUG09				
A	12AUG08				

DESIGNED BY  
T. LUNA  
DRAWN BY  
L. DIFUNTORUM  
CHECKED BY  
J. MAHER  
IN CHARGE  
J. MAHER  
DATE  
19MAY08

ISSUED FOR FINAL EIS PLAN SET

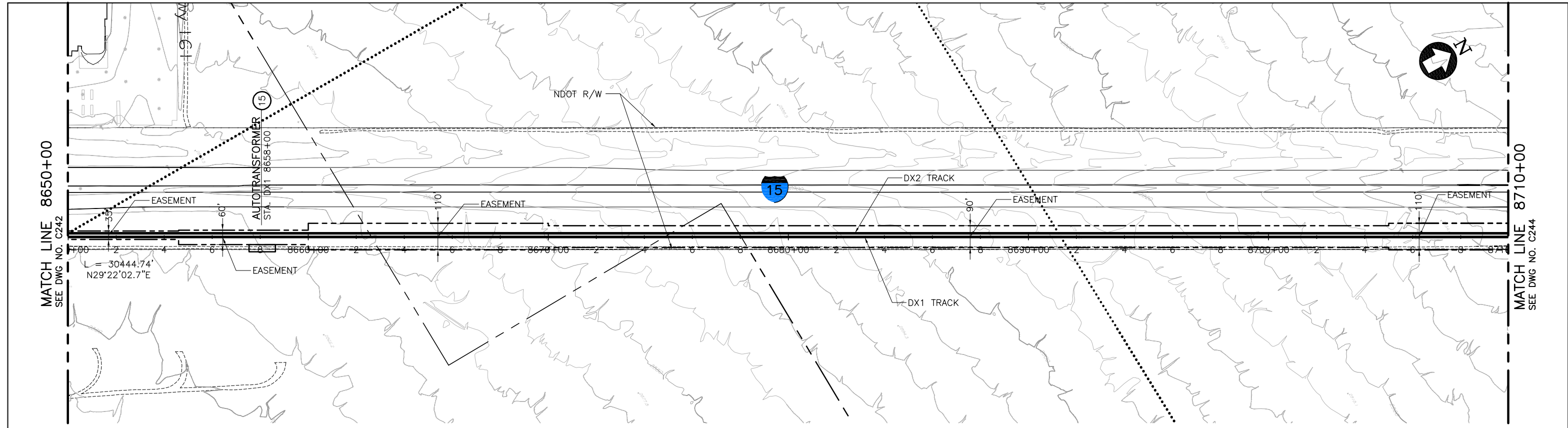
**EARTH TECH | AECOM**

2101 Webster St., Suite 1000  
Oakland, CA 94612  
Phone: (510) 419-6000  
Fax: (510) 419-5355  
F-C-161

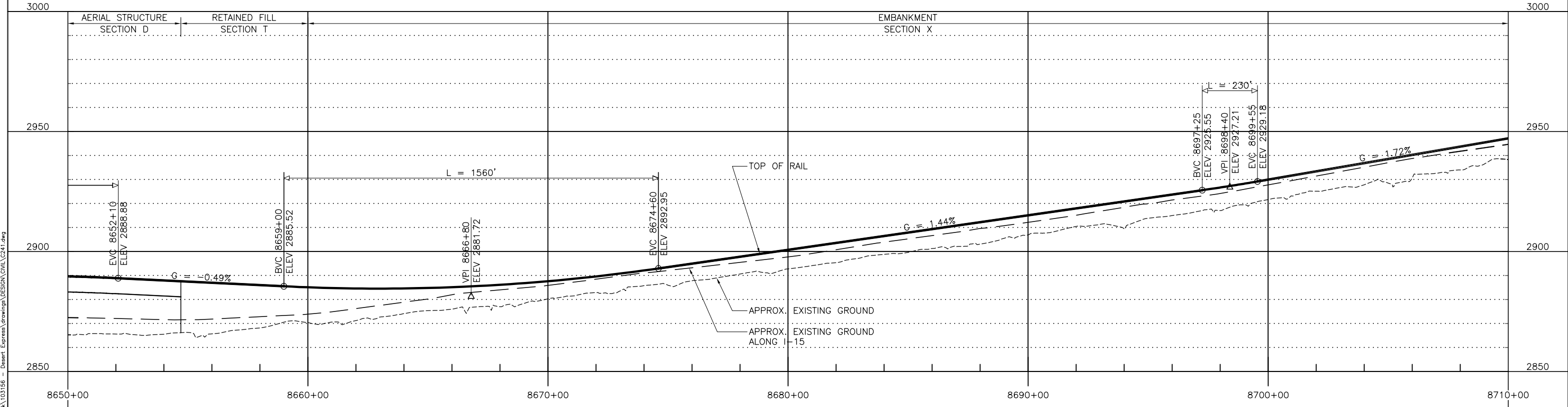
**DESERTXPRESS**  
PLAN AND PROFILE  
SEGMENT 5, ALTERNATIVE B  
STA. DX1 8590+00 TO DX1 8650+00  
SHEET 142

CADD FILENAME C241.dwg		
SIZE D	SCALE 1"=200'H; 1"=20'V	
CONTRACT NO.		
REV. D	SHEET NO. C242	PAGE NO.

Jun 07, 2011 10:12am L:\work\103156 - Desert Express\Drawings\DESIGN\CIVIL\C241.dwg  
 Mar 07, 2011 10:12am L:\work\103156 - Desert Express\Drawings\DESIGN\CIVIL\C241.dwg



**PLAN**



**PROFILE**

REV	DATE	BY	SUB	APP	DESCRIPTION
D	01MAR11				ISSUED FOR FINAL EIS PLAN SET
C	30DEC09				
B	31AUG09				
A	12AUG08				

DESIGNED BY T. LUNA
DRAWN BY L. DIFUNTORUM
CHECKED BY J. MAHER
IN CHARGE J. MAHER
DATE 19MAY08

**EARTH TECH | AECOM**

2101 Webster St., Suite 1000  
Oakland, CA 94612  
Phone: (510) 419-6000  
Fax: (510) 419-5355  
F-C-162

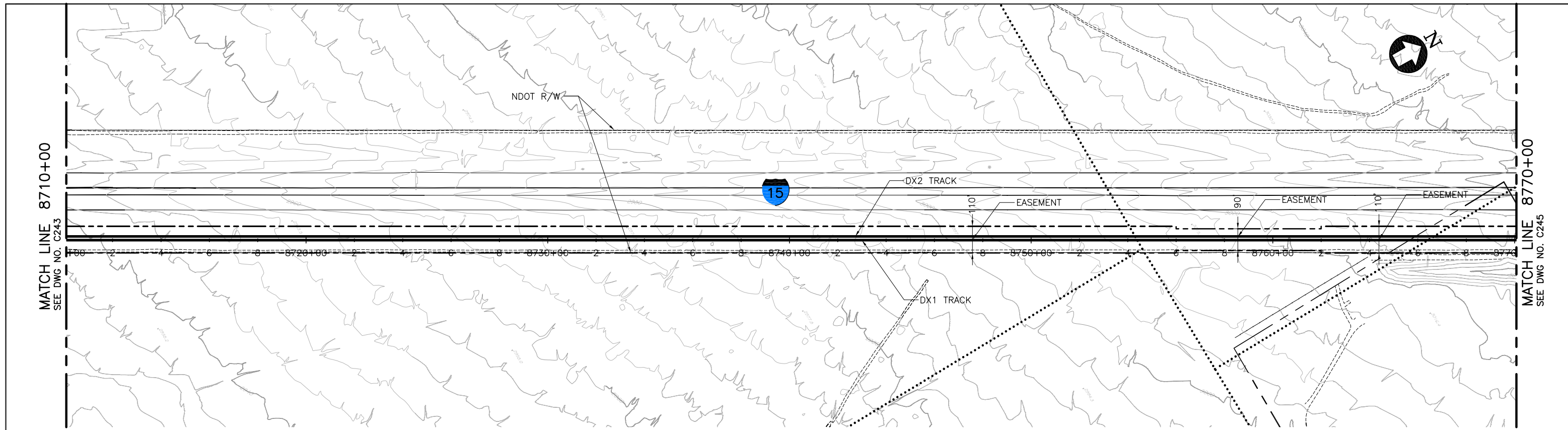
**DESERTXPRESS**

PLAN AND PROFILE  
SEGMENT 5, ALTERNATIVE B  
STA. DX1 8650+00 TO DX1 8710+00  
SHEET 143

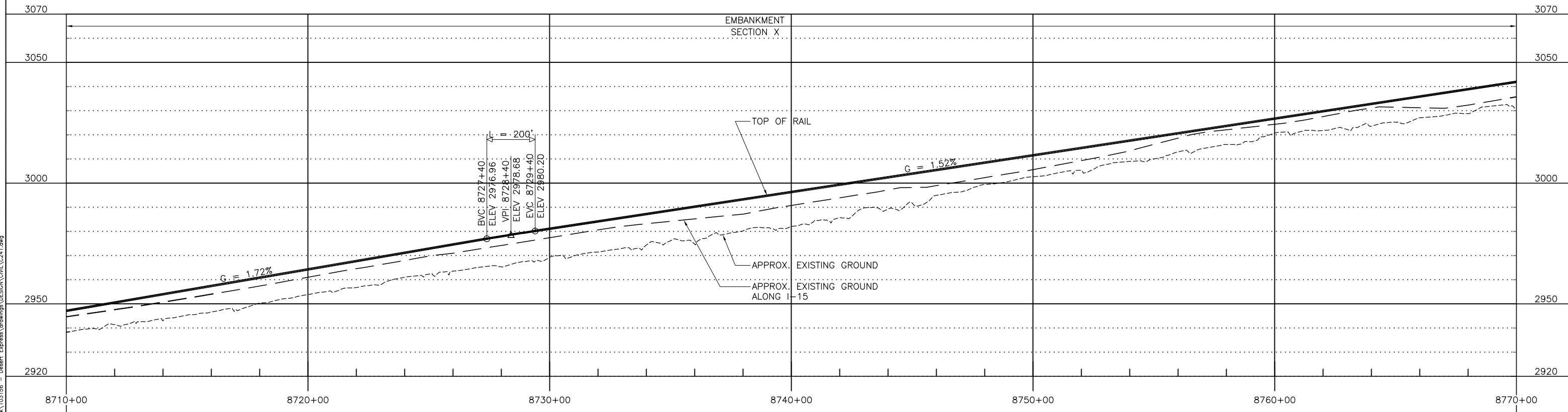
CADD FILENAME C241.dwg		
SIZE SCALE D 1"=200'H; 1"=20'V		
CONTRACT NO.		
REV. D	SHEET NO. C243	PAGE NO.

Jun 07, 2011 10:22am L:\work\103156 - Desert Express\Drawings\DESIGN\CIVIL\C241.dwg





**PLAN**



**PROFILE**

REV	DATE	BY	SUB	APP	DESCRIPTION
D	01MAR11				
C	30DEC09				
B	31AUG09				
A	12AUG08				

DESIGNED BY  
T. LUNA  
DRAWN BY  
L. DIFUNTORUM  
CHECKED BY  
J. MAHER  
IN CHARGE  
J. MAHER  
DATE  
19MAY08

**EARTH TECH | AECOM**

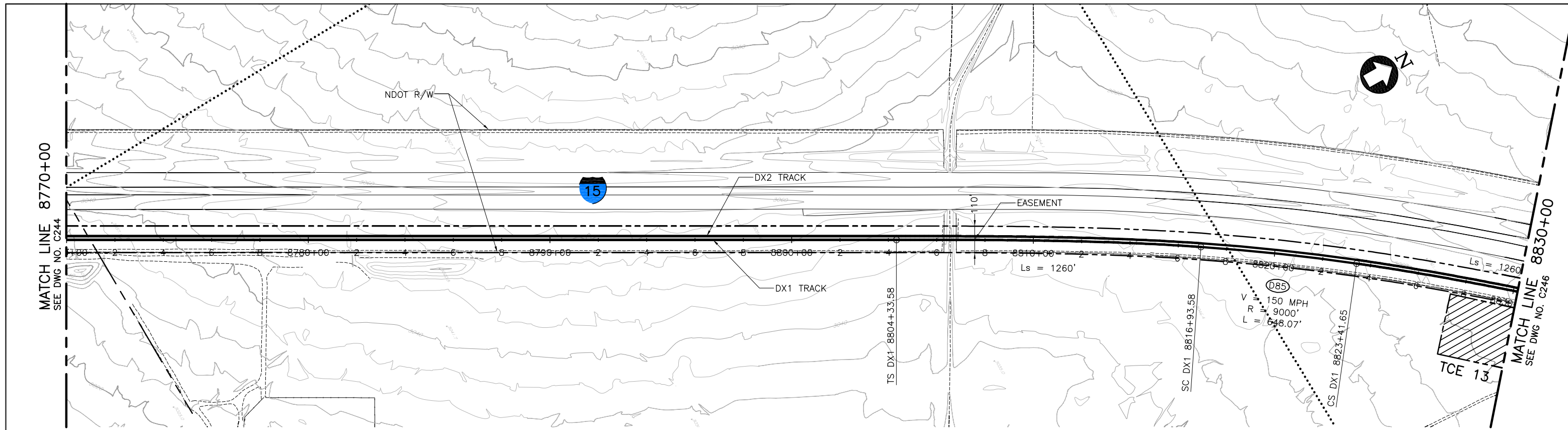
2101 Webster St., Suite 1000  
Oakland, CA 94612  
Phone: (510) 419-6000  
Fax: (510) 419-5355  
F-C-163

**DESERTXPRESS**

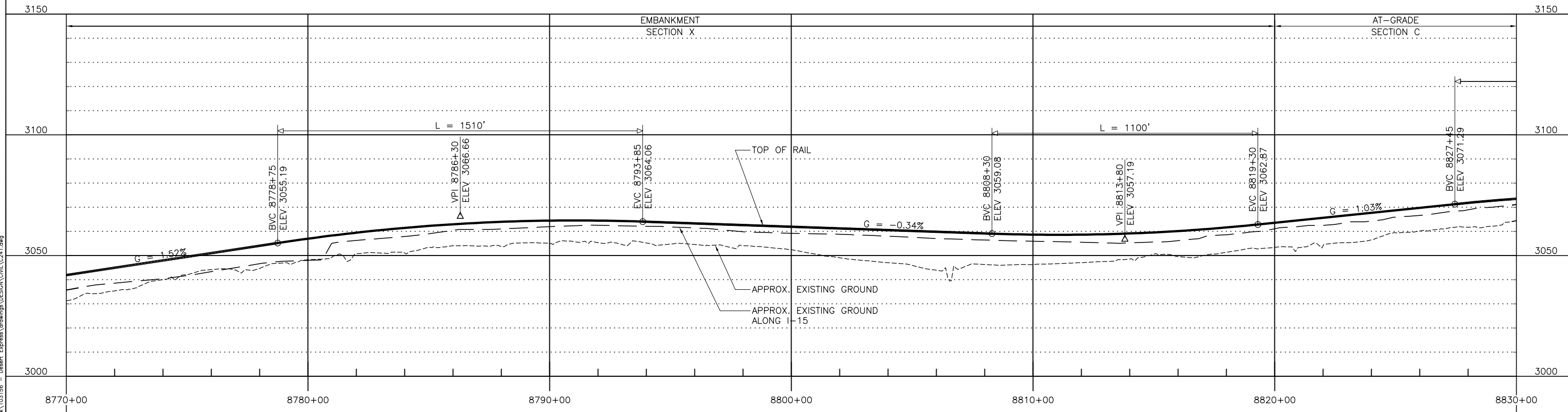
PLAN AND PROFILE  
SEGMENT 5, ALTERNATIVE B  
STA. DX1 8710+00 TO DX1 8770+00  
SHEET 144

CADD FILENAME  
C241.dwg  
SIZE SCALE  
D 1"=200'H; 1"=20'V  
CONTRACT NO.  
REV. SHEET NO. PAGE NO.  
D C244

Jun 07, 2011 10:12am L:\work\103156 - Desert Express\Drawings\DESIGN\CIVIL\C241.dwg



PLAN



PROFILE

REV	DATE	BY	SUB	APP	DESCRIPTION
E	01MAR11				ISSUED FOR FINAL EIS PLAN SET
D	25JUN10				DELETED SLOAN MSF
C	30DEC09				
B	31AUG09				
A	12AUG08				

DESIGNED BY T. LUNA
DRAWN BY L. DIFUNTORUM
CHECKED BY J. MAHER
IN CHARGE J. MAHER
DATE 19MAY08

**EARTH TECH | AECOM**

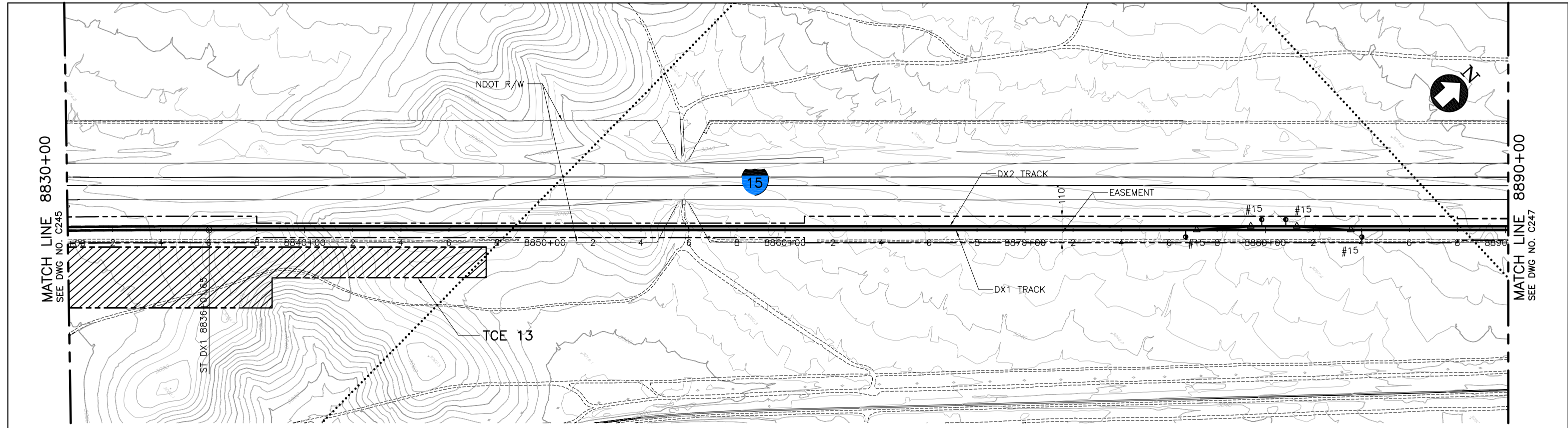
2101 Webster St., Suite 1000  
Oakland, CA 94612  
Phone: (510) 419-6000  
Fax: (510) 419-5355  
F-C-164

**DESERTXPRESS**

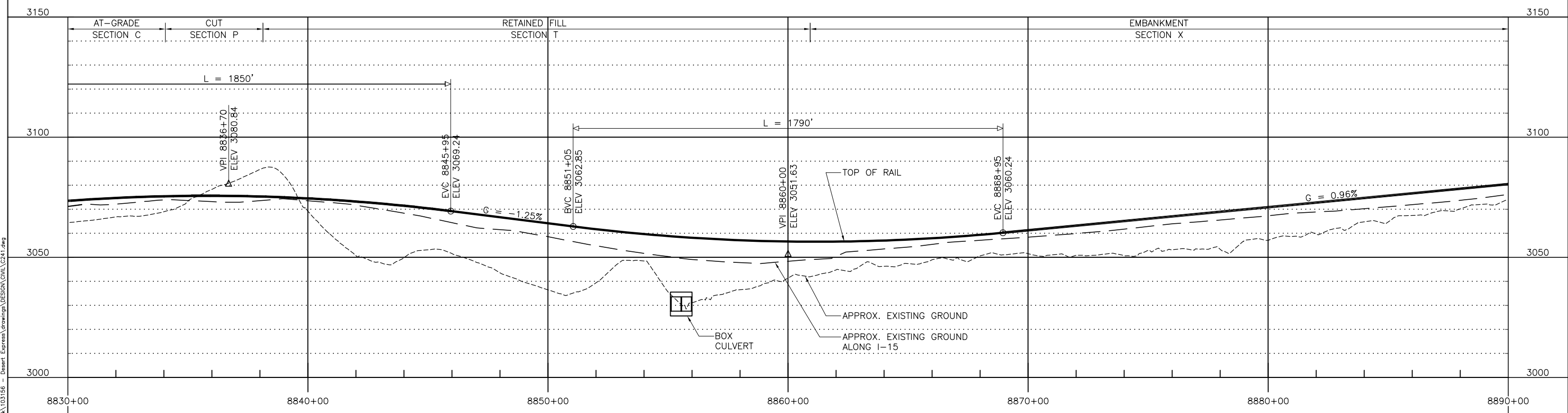
PLAN AND PROFILE  
SEGMENT 5, ALTERNATIVE B  
STA. DX1 8770+00 TO DX1 8830+00  
SHEET 145

CADD FILENAME C241.dwg
SIZE SCALE D 1"=200'H; 1"=20'V
CONTRACT NO.
REV. SHEET NO. PAGE NO. E C245

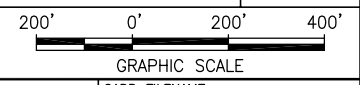
Jun 07, 2011 10:12am L:\work\103156 - Desert Express\Drawings\DESIGN\CIVIL\C241.dwg



PLAN



PROFILE



REV	DATE	BY	SUB	APP	DESCRIPTION
E	01MAR11				ISSUED FOR FINAL EIS PLAN SET
D	25JUN10				DELETED SLOAN MSF
C	30DEC09				
B	31AUG09				
A	12AUG08				

DESIGNED BY T. LUNA
DRAWN BY L. DIFUNTORUM
CHECKED BY J. MAHER
IN CHARGE J. MAHER
DATE 19MAY08

**EARTH TECH | AECOM**

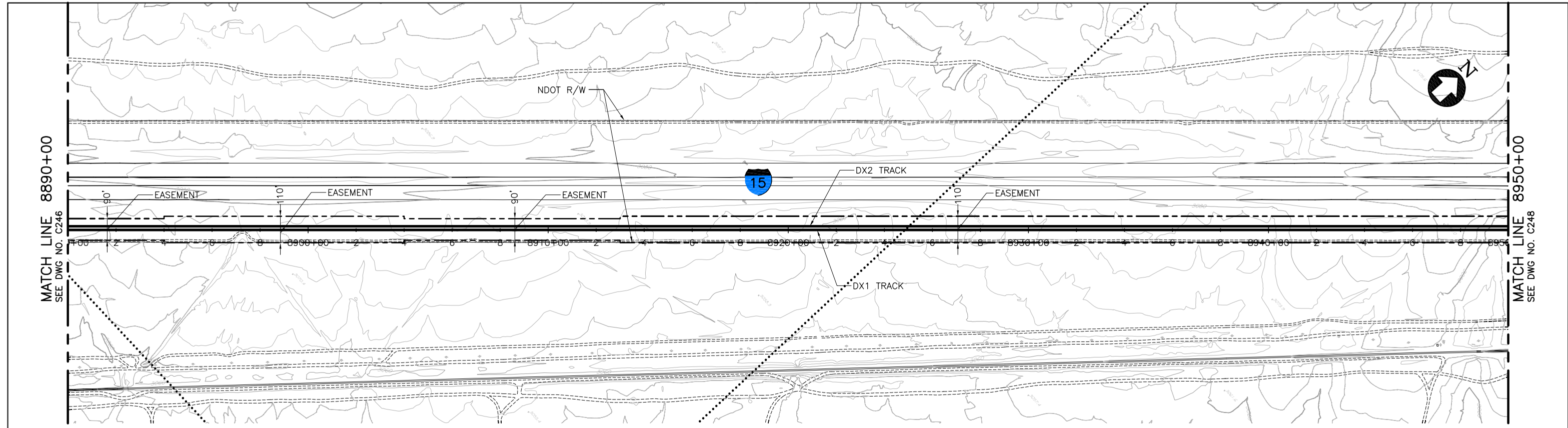
2101 Webster St., Suite 1000  
Oakland, CA 94612  
Phone: (510) 419-6000  
Fax: (510) 419-5355  
F-C-165

**DESERTXPRESS**  
PLAN AND PROFILE  
SEGMENT 5, ALTERNATIVE B  
STA. DX1 8830+00 TO DX1 8890+00  
SHEET 146

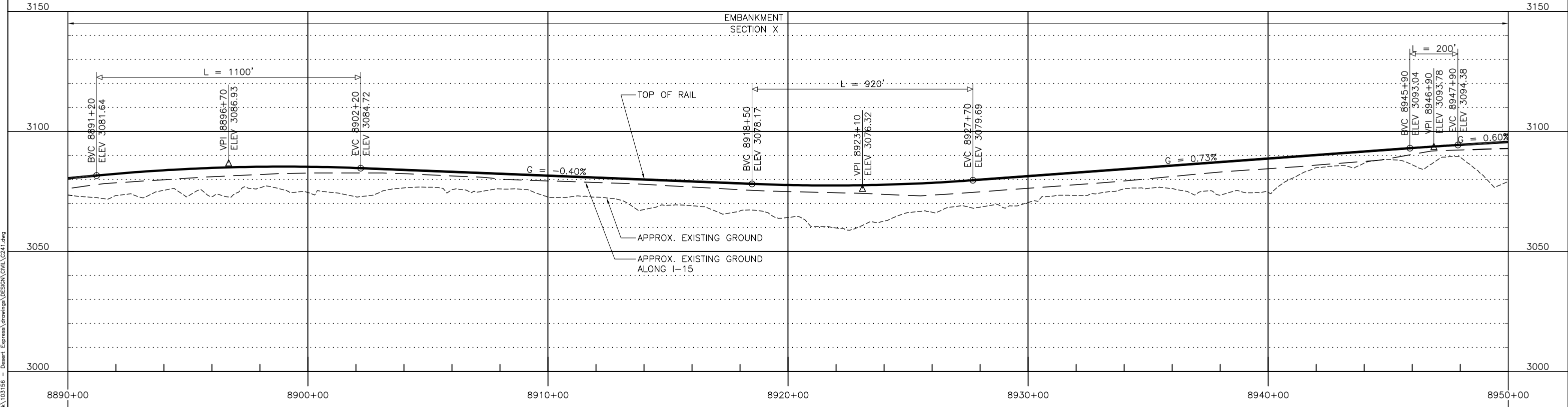
CADD FILENAME C241.dwg		
SIZE D	SCALE 1"=200'H; 1"=20'V	
CONTRACT NO.		
REV. E	SHEET NO. C246	PAGE NO.

Jun 07, 2011 10:53am L:\work\103156 - Desert Express\Drawings\DESIGN\Civil\C241.dwg

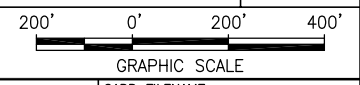




PLAN



PROFILE



Jun 07, 2011 10:53am L:\work\103156 - Desert Express\Drawings\DESIGN\CIVIL\C241.dwg  
 Mar 07, 2011 10:53am L:\work\103156 - Desert Express\Drawings\DESIGN\CIVIL\C241.dwg

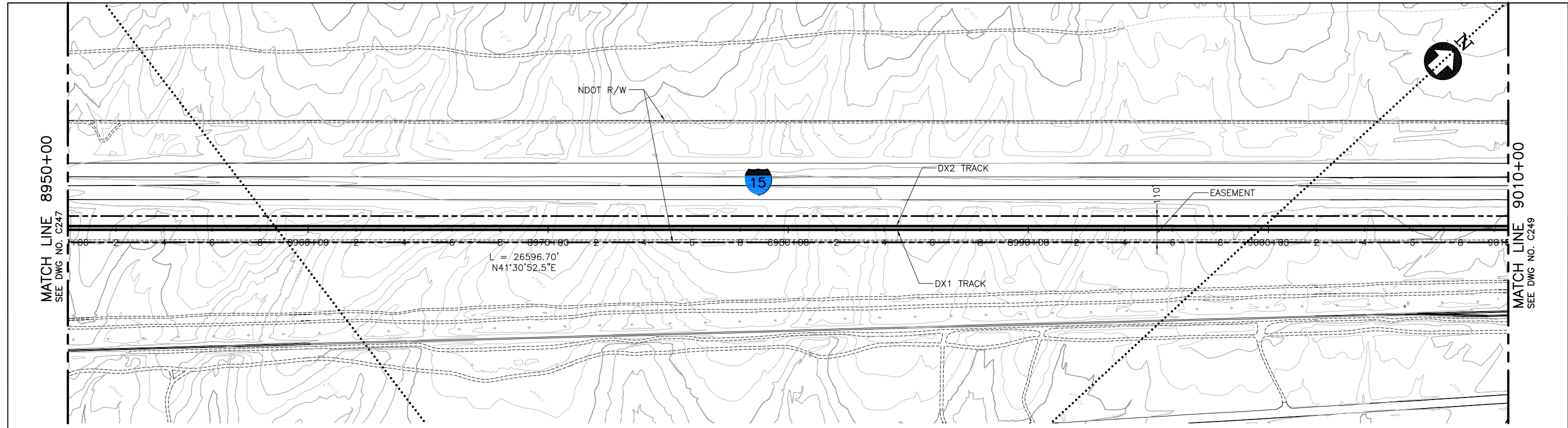
REV	DATE	BY	SUB	APP	DESCRIPTION
D	01MAR11				
C	30DEC09				
B	31AUG09				
A	12AUG08				

DESIGNED BY T. LUNA
DRAWN BY L. DIFUNTORUM
CHECKED BY J. MAHER
IN CHARGE J. MAHER
DATE 19MAY08

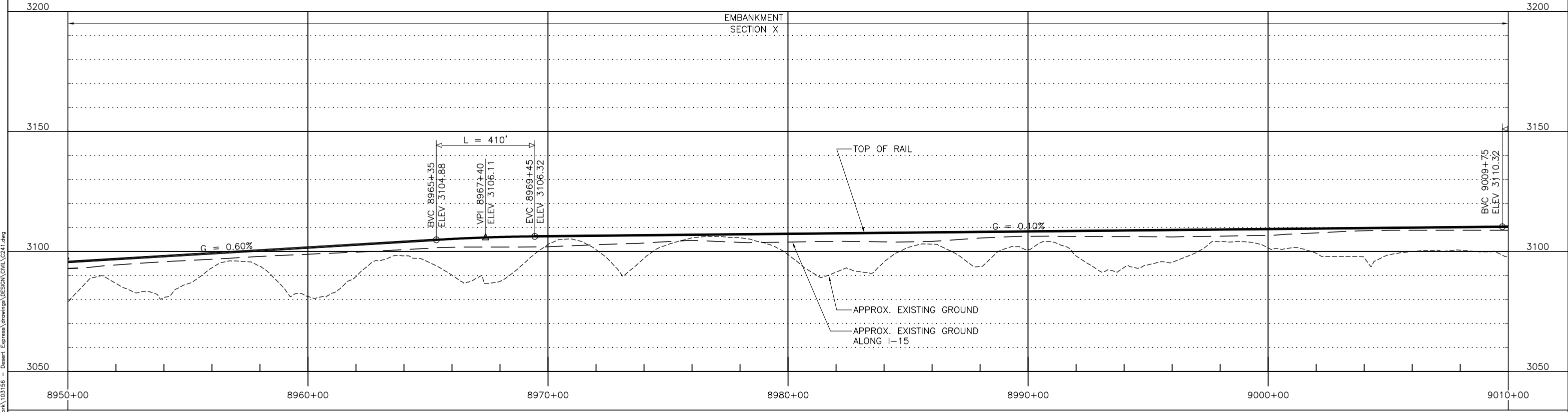
**EARTH TECH | AECOM**  
 2101 Webster St., Suite 1000  
 Oakland, CA 94612  
 Phone: (510) 419-6000  
 Fax: (510) 419-5355  
 F-C-166

**DESERTXPRESS**  
 PLAN AND PROFILE  
 SEGMENT 5, ALTERNATIVE B  
 STA. DX1 8890+00 TO DX1 8950+00  
 SHEET 147

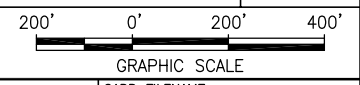
CADD FILENAME C241.dwg		
SIZE D	SCALE 1"=200'H; 1"=20'V	
CONTRACT NO.		
REV. D	SHEET NO. C247	PAGE NO.



PLAN



PROFILE



REV	DATE	BY	SUB	APP	DESCRIPTION
D	01MAR11				
C	30DEC09				
B	31AUG09				
A	12AUG08				

DESIGNED BY  
T. LUNA  
DRAWN BY  
L. DIFUNTORUM  
CHECKED BY  
J. MAHER  
IN CHARGE  
J. MAHER  
DATE  
19MAY08

ISSUED FOR FINAL EIS PLAN SET

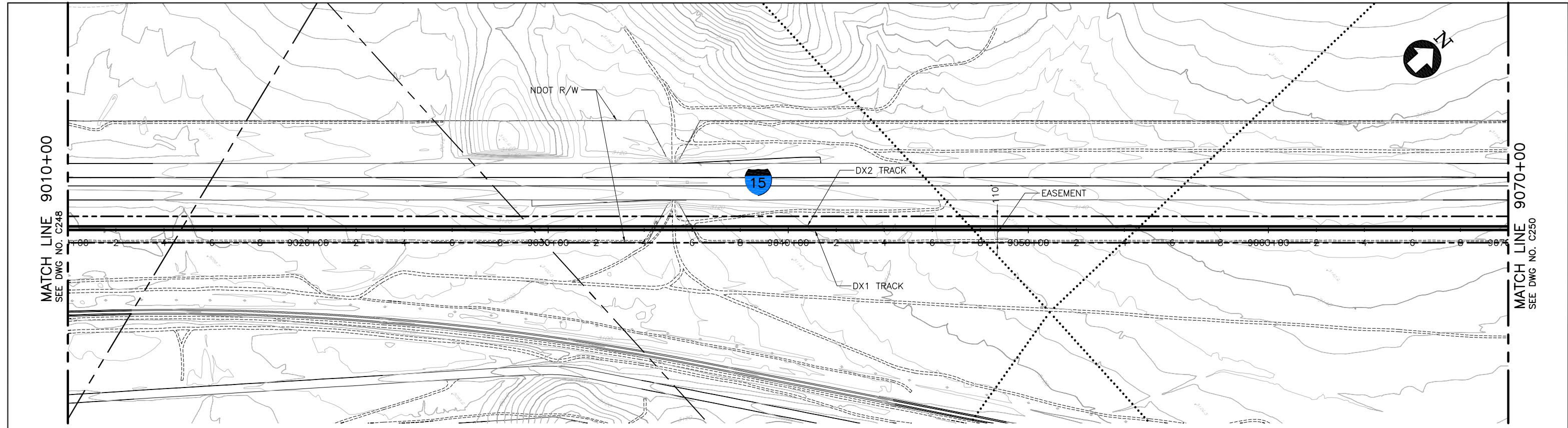
**EARTH TECH | AECOM**

2101 Webster St., Suite 1000  
Oakland, CA 94612  
Phone: (510) 419-6000  
Fax: (510) 419-5355  
F-C-167

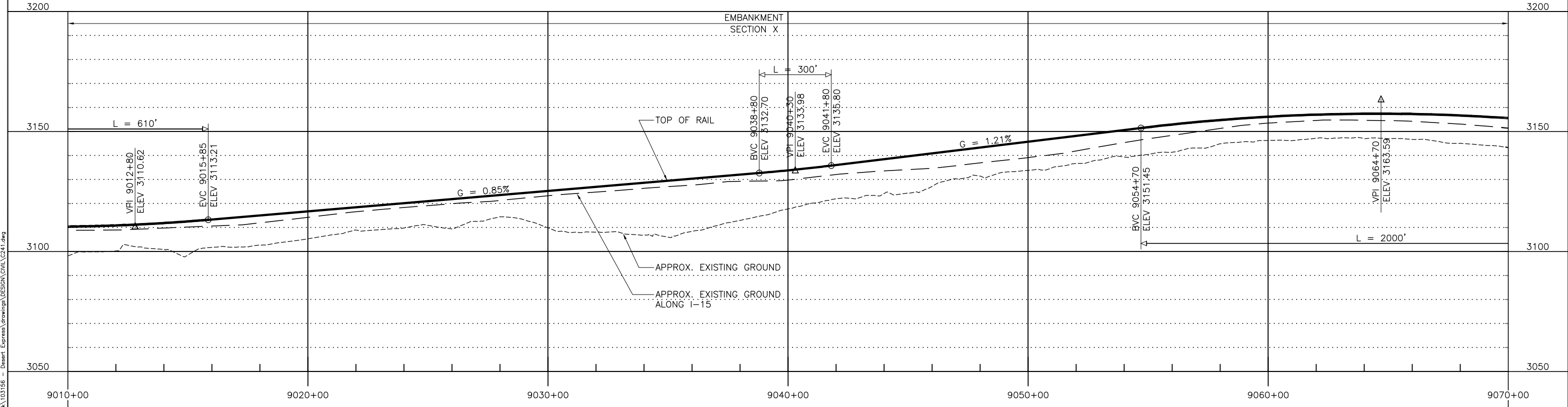
**DESERTXPRESS**  
PLAN AND PROFILE  
SEGMENT 5, ALTERNATIVE B  
STA. DX1 8950+00 TO DX1 9010+00  
SHEET 148

CADD FILENAME C241.dwg		
SIZE D	SCALE 1"=200'H; 1"=20'V	
CONTRACT NO.		
REV. D	SHEET NO. C248	PAGE NO.

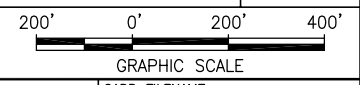
Jun 07, 2011 10:15am L:\work\103156 - Desert Express\Drawings\DESIGN\CIVIL\C241.dwg



PLAN



PROFILE



REV	DATE	BY	SUB	APP	DESCRIPTION
D	01MAR11				ISSUED FOR FINAL EIS PLAN SET
C	30DEC09				
B	31AUG09				
A	12AUG08				

DESIGNED BY  
T. LUNA  
DRAWN BY  
L. DIFUNTORUM  
CHECKED BY  
J. MAHER  
IN CHARGE  
J. MAHER  
DATE  
19MAY08

**EARTH TECH | AECOM**

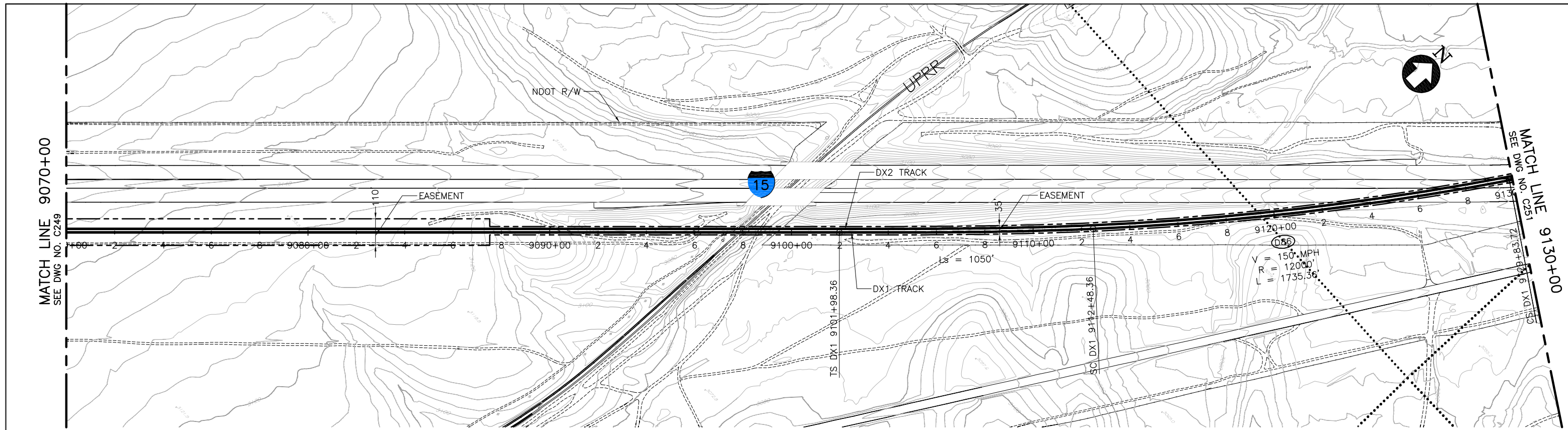
2101 Webster St., Suite 1000  
Oakland, CA 94612  
Phone: (510) 419-6000  
Fax: (510) 419-5355  
F-C-168

**DESERTXPRESS**  
PLAN AND PROFILE  
SEGMENT 5, ALTERNATIVE B  
STA. DX1 9010+00 TO DX1 9070+00  
SHEET 149

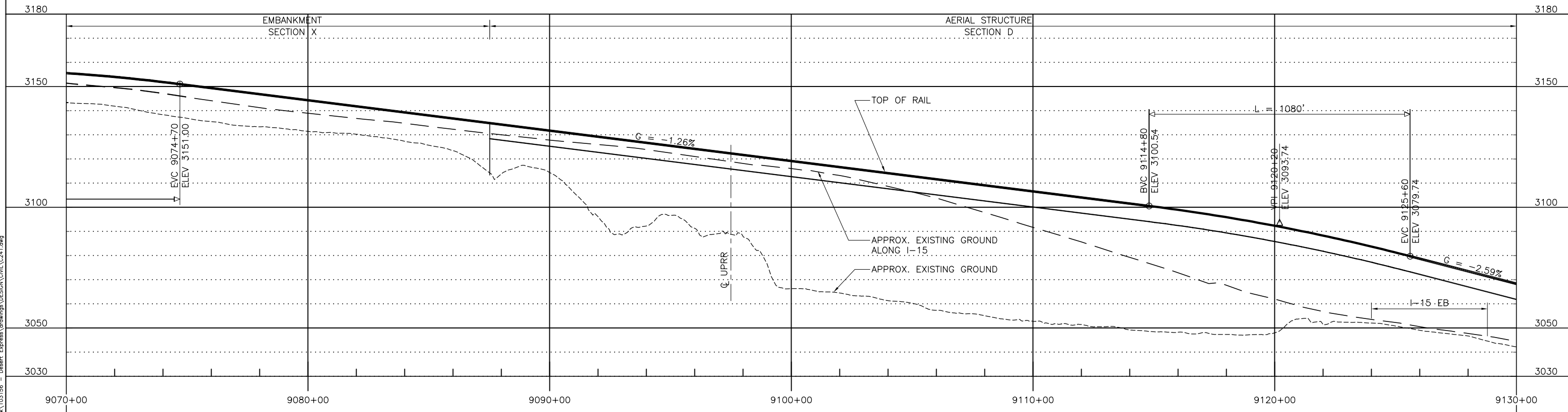
CADD FILENAME C241.dwg		
SIZE D	SCALE 1"=200'H; 1"=20'V	
CONTRACT NO.		
REV. D	SHEET NO. C249	PAGE NO.

Jun 07, 2011 10:13am L:\work\103156 - Desert Express\Drawings\DESIGN\CIVIL\C241.dwg





PLAN



PROFILE

Jun 07, 2011 10:14am L:\work\103156 - Desert Express\Drawings\DESIGN\CIVIL\C241.dwg  
 Mar 07, 2011 10:14am L:\work\103156 - Desert Express\Drawings\DESIGN\CIVIL\C241.dwg

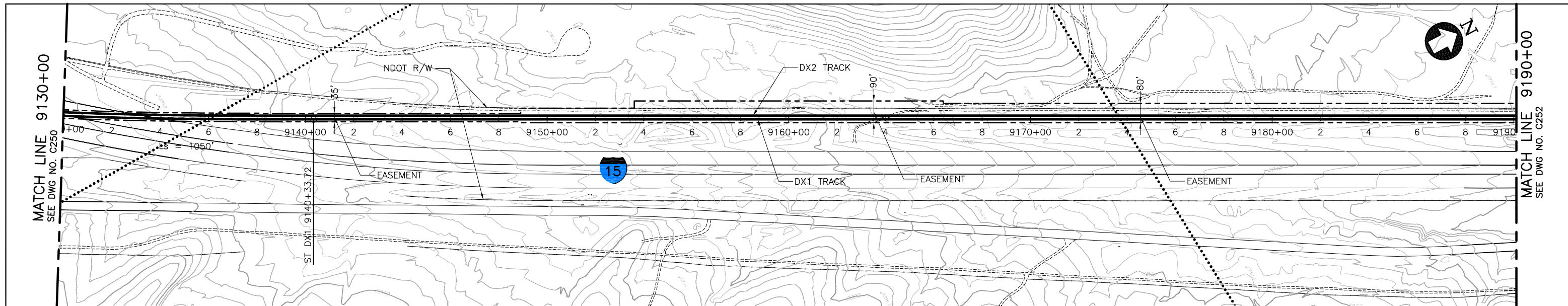
REV	DATE	BY	SUB	APP	DESCRIPTION
D	01MAR11				
C	30DEC09				
B	31AUG09				
A	12AUG08				

DESIGNED BY  
T. LUNA  
 DRAWN BY  
L. DIFUNTORUM  
 CHECKED BY  
J. MAHER  
 IN CHARGE  
J. MAHER  
 DATE  
19MAY08

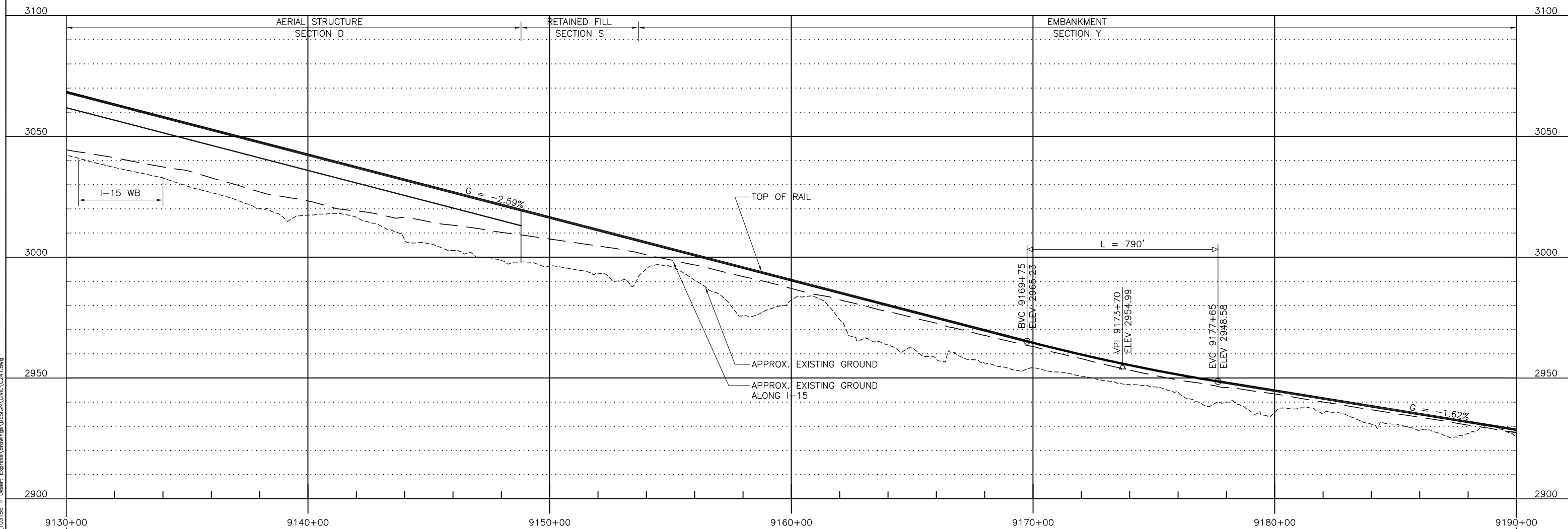
**EARTH TECH | AECOM**

2101 Webster St., Suite 1000  
 Oakland, CA 94612  
 Phone: (510) 419-6000  
 Fax: (510) 419-5355  
 F-C-169


<b>DESERTXPRESS</b>		
PLAN AND PROFILE		
SEGMENT 5, ALTERNATIVE B		
STA. DX1 9070+00 TO DX1 9130+00		
SHEET 150		
CADD FILENAME C241.dwg	SIZE D	SCALE 1"=200'H; 1"=20'V
CONTRACT NO.		
REV. D	SHEET NO. C250	PAGE NO.



**PLAN**



**PROFILE**



Jun 07, 2011 10:14am L:\work\103156 - Desert Express\Drawings\DESIGN\CIVIL\C241.dwg  
 Mar 07, 2011 10:14am L:\work\103156 - Desert Express\Drawings\DESIGN\CIVIL\C241.dwg

REV	DATE	BY	SUB	APP	DESCRIPTION
D	01MAR11				ISSUED FOR FINAL EIS PLAN SET
C	30DEC09				
B	31AUG09				
A	12AUG08				

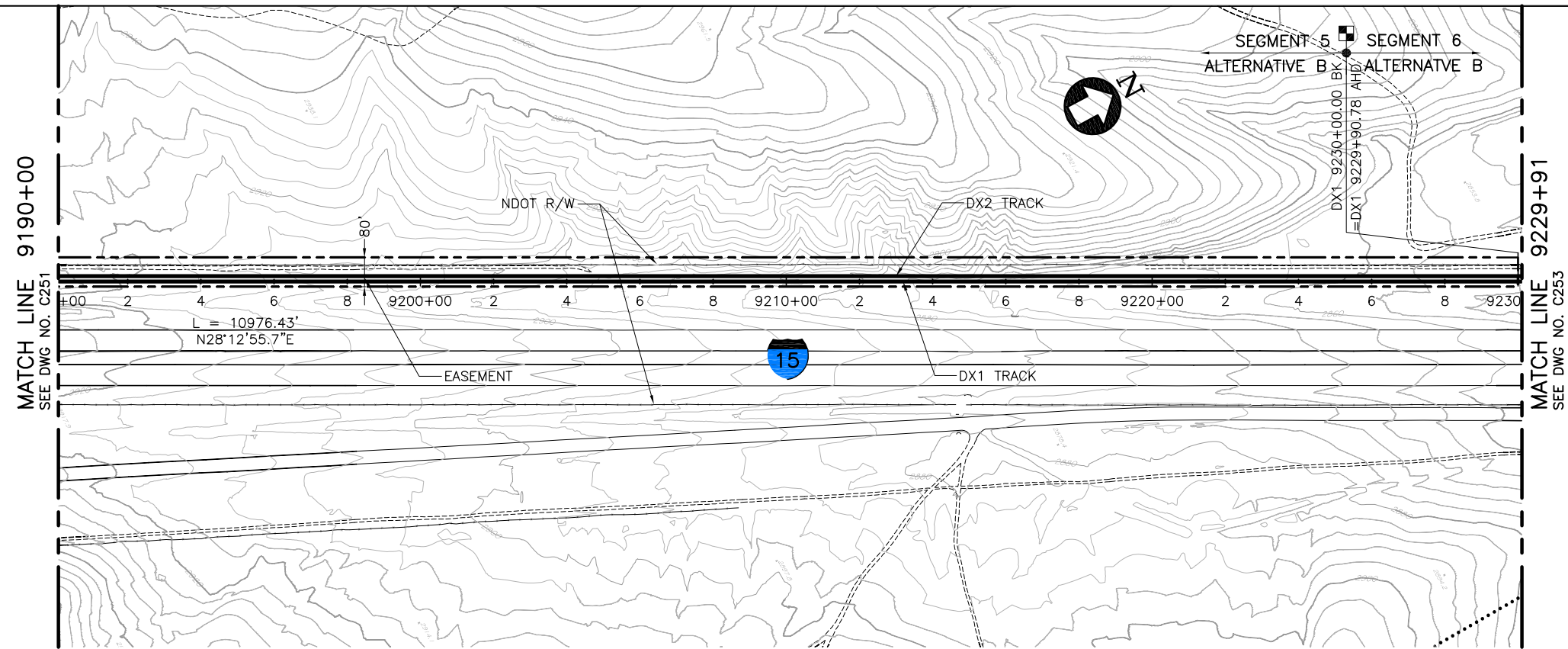
DESIGNED BY  
T. LUNA  
 DRAWN BY  
L. DIFUNTORUM  
 CHECKED BY  
J. MAHER  
 IN CHARGE  
J. MAHER  
 DATE  
19MAY08

**EARTH TECH | AECOM**

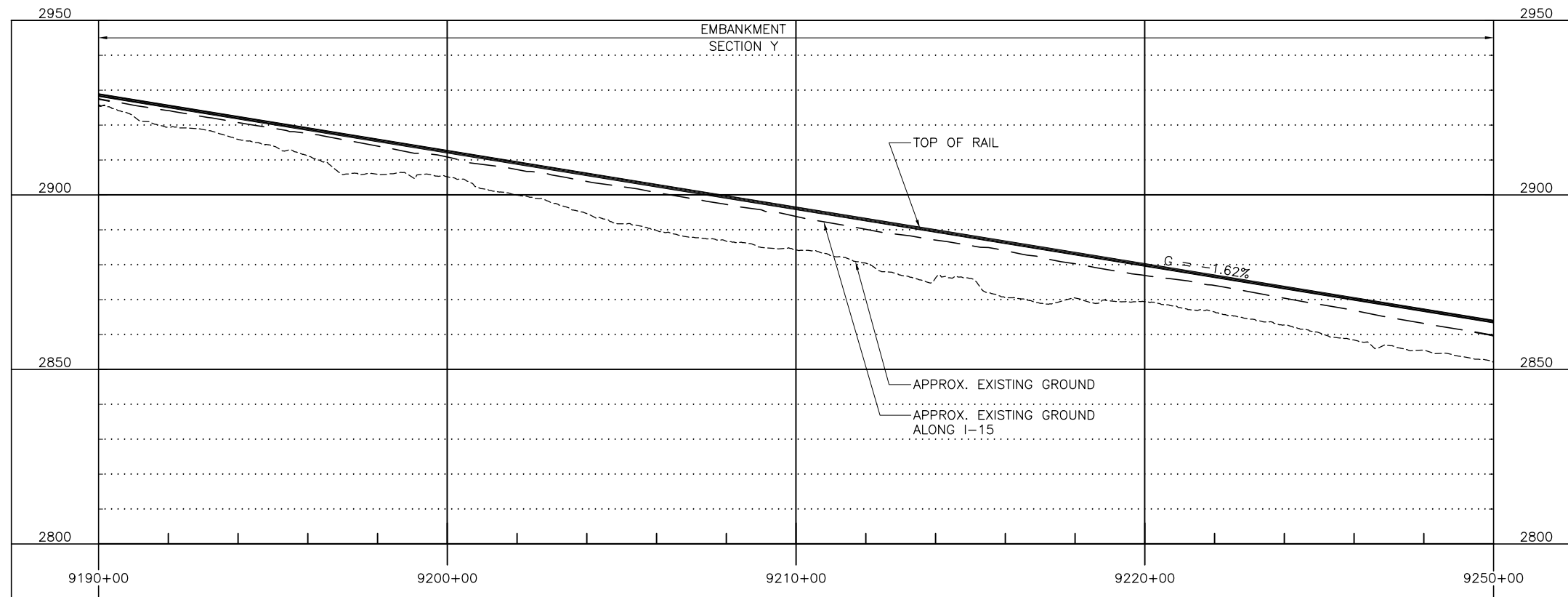
2101 Webster St., Suite 1000  
 Oakland, CA 94612  
 Phone: (510) 419-6000  
 Fax: (510) 419-5355  
 F-C-170

**DESERTXPRESS**  
 PLAN AND PROFILE  
 SEGMENT 5, ALTERNATIVE B  
 STA. DX1 9130+00 TO DX1 9190+00  
 SHEET 151

CADD FILENAME C241.dwg		
SIZE D	SCALE 1"=200'H; 1"=20'V	
CONTRACT NO.		
REV. D	SHEET NO. C251	PAGE NO.



PLAN



PROFILE

Mar 07, 2011 10:14am L:\work\103156 - Desert Express\Drawings\DESIGN\CIVIL\C241.dwg  
 Jun 07, 2011 10:14am L:\work\103156 - Desert Express\Drawings\DESIGN\CIVIL\C241.dwg

REV	DATE	BY	SUB	APP	DESCRIPTION
E	01MAR11				ISSUED FOR FINAL EIS PLAN SET
D	28APR10				
C	30DEC09				
B	31AUG09				
A	12AUG08				

DESIGNED BY T. LUNA
DRAWN BY L. DIFUNTORUM
CHECKED BY J. MAHER
IN CHARGE J. MAHER
DATE 19MAY08

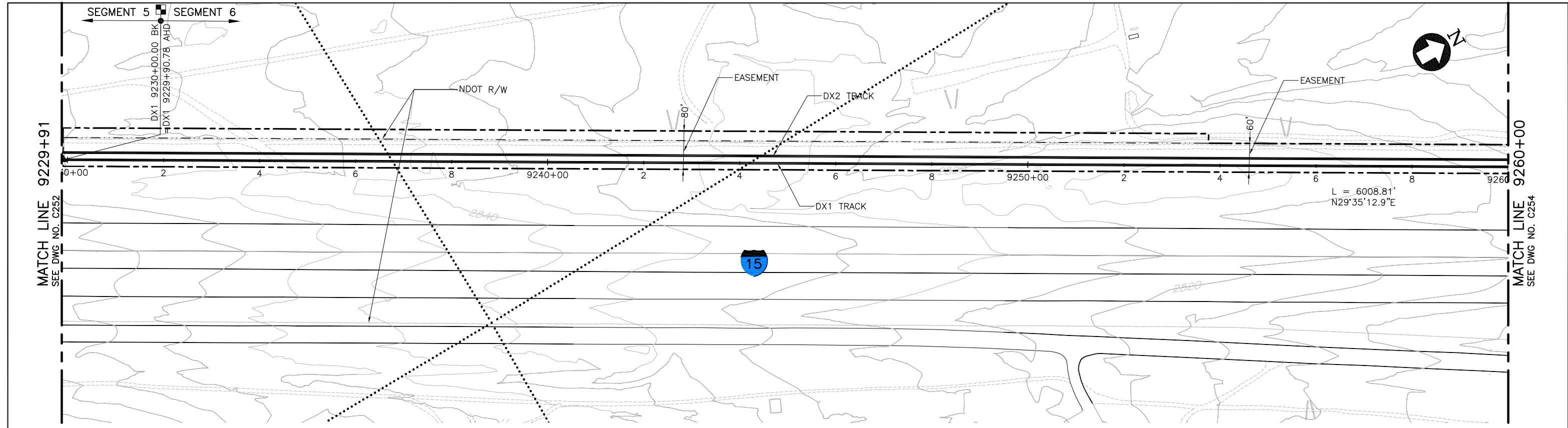
**EARTH TECH | AECOM**

2101 Webster St., Suite 1000  
 Oakland, CA 94612  
 Phone: (510) 419-6000  
 Fax: (510) 419-5355  
 F-C-171

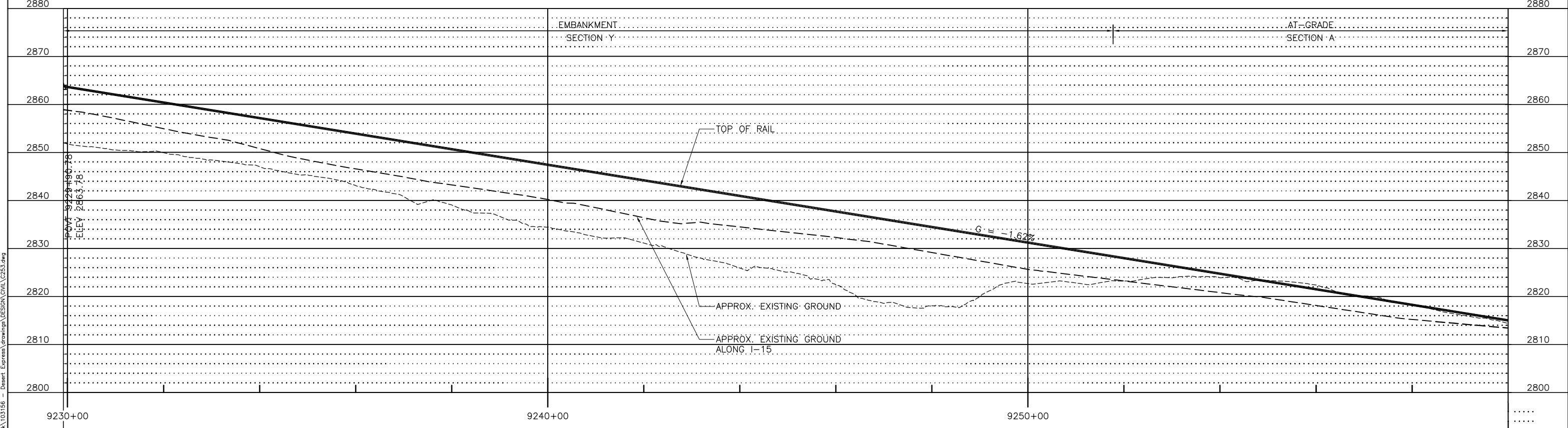
**DESERTXPRESS**  
 PLAN AND PROFILE  
 SEGMENT 5, ALTERNATIVE B  
 STA. DX1 9190+00 TO DX1 9230+00  
 SHEET 152

CADD FILENAME C241.dwg		
SIZE D	SCALE 1"=200'H; 1"=20'V	
CONTRACT NO.		
REV. E	SHEET NO. C252	PAGE NO.

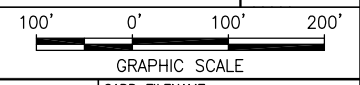




PLAN



PROFILE



REV	DATE	BY	SUB	APP	DESCRIPTION
E	01MAR11				ISSUED FOR FINAL EIS PLAN SET
D	28APR10				
C	30DEC09				
B	31AUG09				
A	12AUG08				

DESIGNED BY  
T. LUNA  
DRAWN BY  
T. LUNA  
CHECKED BY  
J. MAHER  
IN CHARGE  
J. MAHER  
DATE  
23DEC08

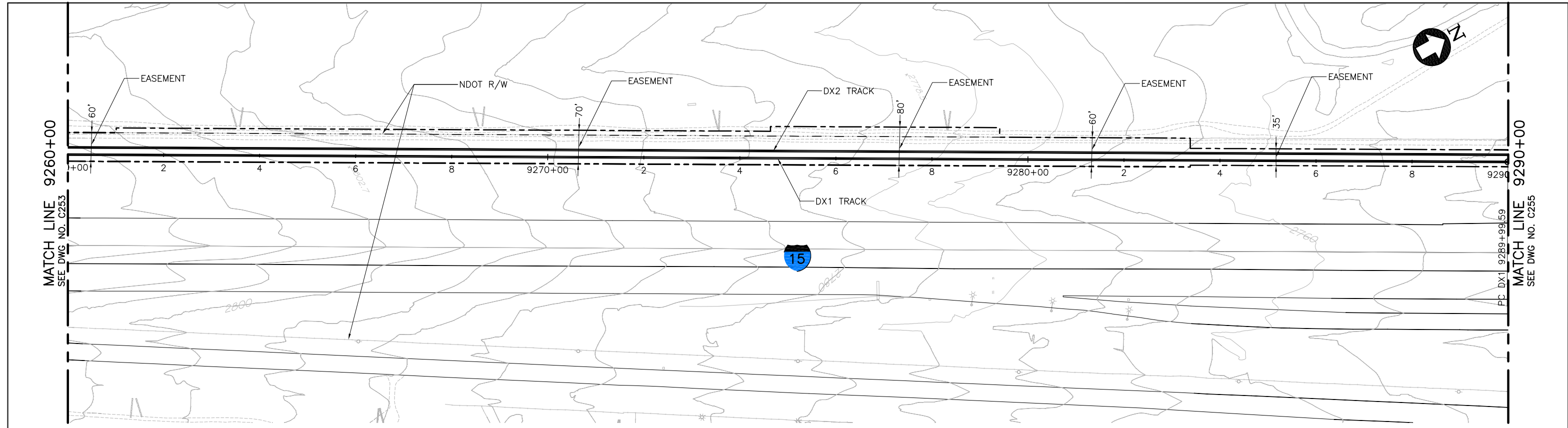
**EARTH TECH | AECOM**

2101 Webster St., Suite 1000  
Oakland, CA 94612  
Phone: (510) 419-6000  
Fax: (510) 419-5355  
F-C-172

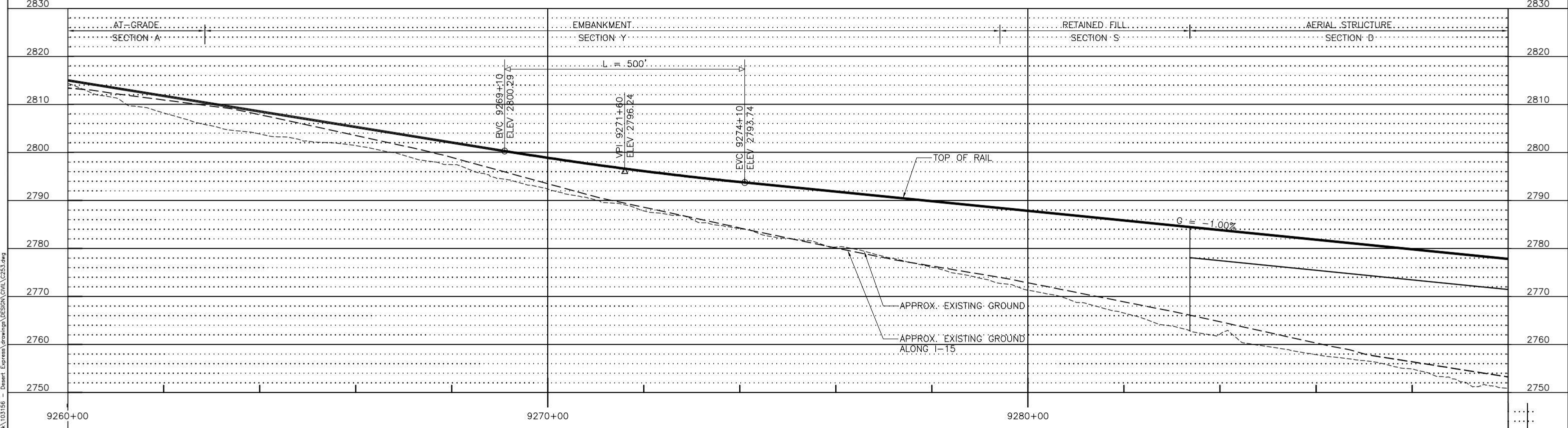
**DESERTXPRESS**  
PLAN AND PROFILE  
SEGMENT 6, ALTERNATIVE B  
STA. DX1 9229+91 TO DX1 9260+00  
SHEET 153

CADD FILENAME C253.dwg		
SIZE D	SCALE 1"=100'H; 1"=10'V	
CONTRACT NO.		
REV. E	SHEET NO. C253	PAGE NO.

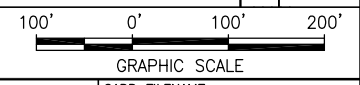
Jun 07, 2011 10:16am L:\work\103156 - Desert Express\Drawings\DESIGN\CIVIL\C253.dwg



PLAN



PROFILE



REV	DATE	BY	SUB	APP	DESCRIPTION
E	01MAR11				ISSUED FOR FINAL EIS PLAN SET
D	28APR10				
C	30DEC09				
B	31AUG09				
A	12AUG08				

DESIGNED BY  
T. LUNA  
DRAWN BY  
T. LUNA  
CHECKED BY  
J. MAHER  
IN CHARGE  
J. MAHER  
DATE  
23DEC08

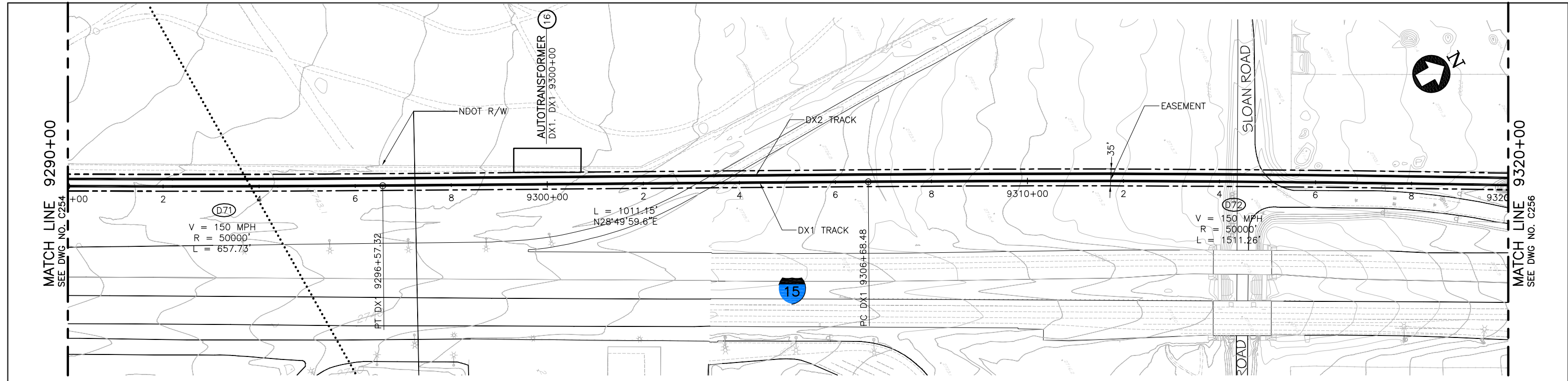
**EARTH TECH | AECOM**

2101 Webster St., Suite 1000  
Oakland, CA 94612  
Phone: (510) 419-6000  
Fax: (510) 419-5355  
F-C-173

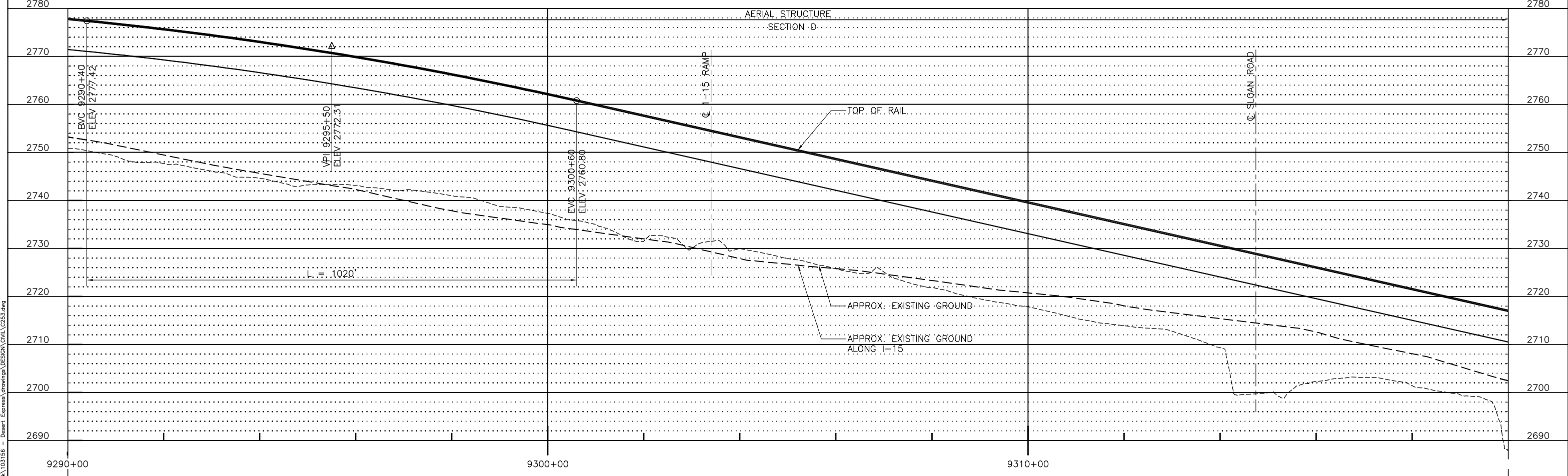
**DESERTXPRESS**  
PLAN AND PROFILE  
SEGMENT 6, ALTERNATIVE B  
STA. DX1 9260+00 TO DX1 9290+00  
SHEET 154

CADD FILENAME C253.dwg		
SIZE D	SCALE 1"=100'H; 1"=10'V	
CONTRACT NO.		
REV. E	SHEET NO. C254	PAGE NO.

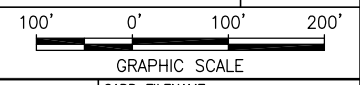
Jun 07, 2011 10:16am L:\work\103156 - Desert Express\Drawings\DESIGN\CIVIL\C253.dwg  
 Mar 07, 2011 10:16am L:\work\103156 - Desert Express\Drawings\DESIGN\CIVIL\C253.dwg



PLAN



PROFILE



Jun 07, 2011 10:16am L:\work\103156 - Desert Express\Drawings\DESIGN\CIVIL\C253.dwg  
 Mar 07, 2011 10:16am L:\work\103156 - Desert Express\Drawings\DESIGN\CIVIL\C253.dwg

REV	DATE	BY	SUB	APP	DESCRIPTION
C	01MAR11				ISSUED FOR FINAL EIS PLAN SET
B	31AUG09				
A	12AUG08				

DESIGNED BY  
T. LUNA  
 DRAWN BY  
T. LUNA  
 CHECKED BY  
J. MAHER  
 IN CHARGE  
J. MAHER  
 DATE  
03JUL08

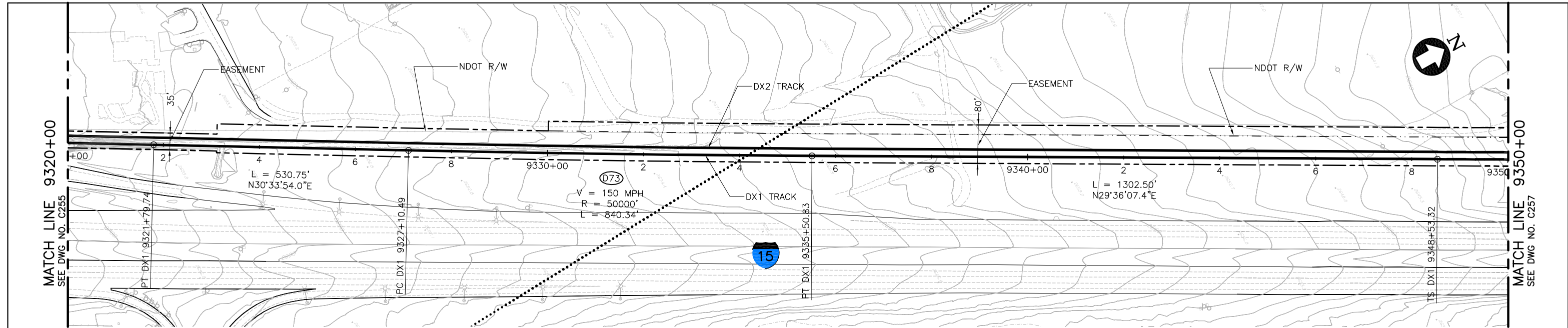
**EARTH TECH | AECOM**

2101 Webster St., Suite 1000  
 Oakland, CA 94612  
 Phone: (510) 419-6000  
 Fax: (510) 419-5355  
 F-C-174

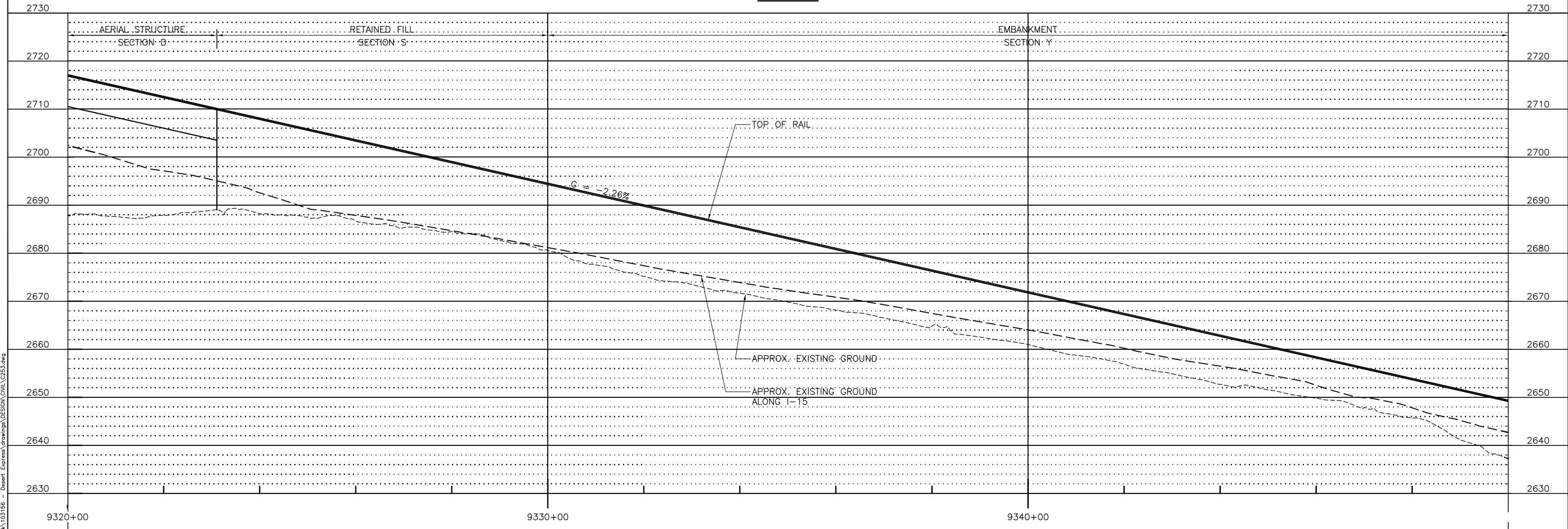
**DESERTXPRESS**  
 PLAN AND PROFILE  
 SEGMENT 6, ALTERNATIVE B  
 STA. DX1 9290+00 TO DX1 9320+00  
 SHEET 155

CADD FILENAME C253.dwg		
SIZE D	SCALE 1"=100'H; 1"=10'V	
CONTRACT NO.		
REV. C	SHEET NO. C255	PAGE NO.

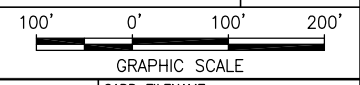




PLAN



PROFILE



REV	DATE	BY	SUB	APP	DESCRIPTION
D	01MAR11				ISSUED FOR FINAL EIS PLAN SET
C	30DEC09				
B	31AUG09				
A	12AUG08				

DESIGNED BY  
T. LUNA  
DRAWN BY  
T. LUNA  
CHECKED BY  
J. MAHER  
IN CHARGE  
J. MAHER  
DATE  
03JUL08

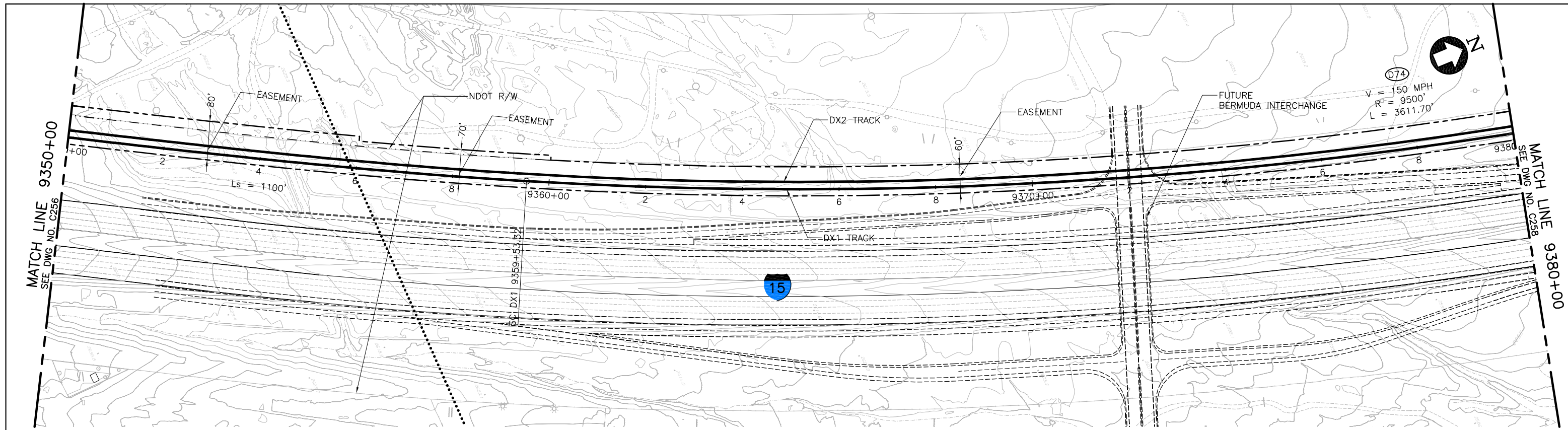
**EARTH TECH | AECOM**

2101 Webster St., Suite 1000  
Oakland, CA 94612  
Phone: (510) 419-6000  
Fax: (510) 419-5355  
F-C-175

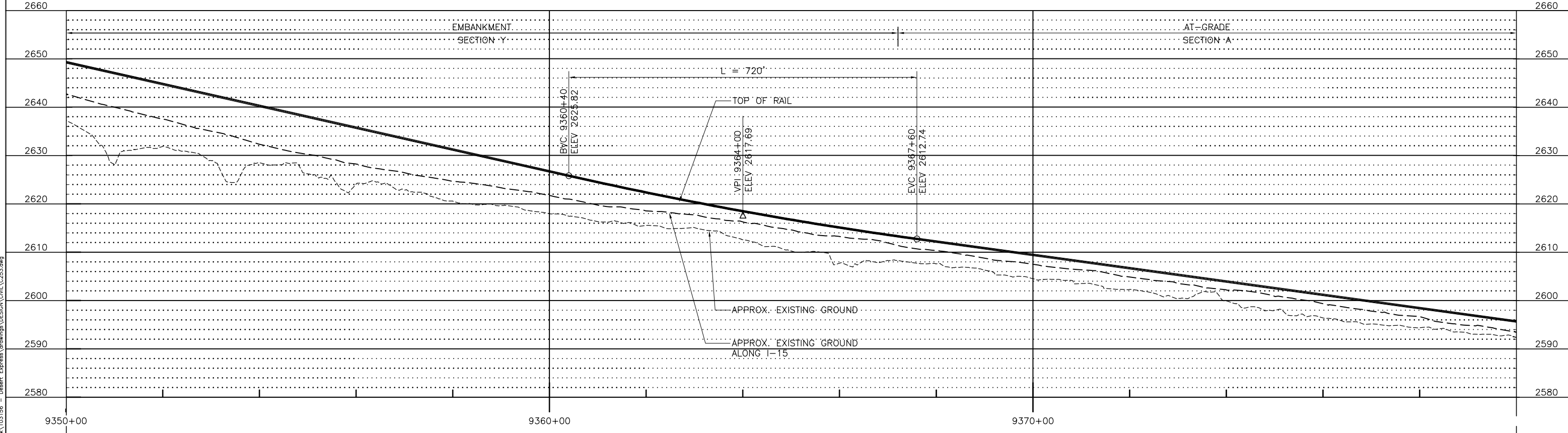
**DESERTXPRESS**  
PLAN AND PROFILE  
SEGMENT 6, ALTERNATIVE B  
STA. DX1 9320+00 TO DX1 9350+00  
SHEET 156

CADD FILENAME  
C253.dwg  
SIZE SCALE  
D 1"=100'H; 1"=10'V  
CONTRACT NO.  
REV. SHEET NO. PAGE NO.  
D C256 156


Jun07 10:17am L:\work\103156 - Desert Express\Drawings\DESIGN\CIVIL\C253.dwg  
 Mar 07, 2011 10:17am L:\work\103156 - Desert Express\Drawings\DESIGN\CIVIL\C253.dwg



PLAN



PROFILE



Jun13 10:17am L:\work\103156 - Desert Express\Drawings\DESIGN\CIVIL\C253.dwg  
 Mar 07, 2011 10:17am L:\work\103156 - Desert Express\Drawings\DESIGN\CIVIL\C253.dwg

REV	DATE	BY	SUB	APP	DESCRIPTION
D	01MAR11				ISSUED FOR FINAL EIS PLAN SET
C	30DEC09				
B	31AUG09				
A	12AUG08				

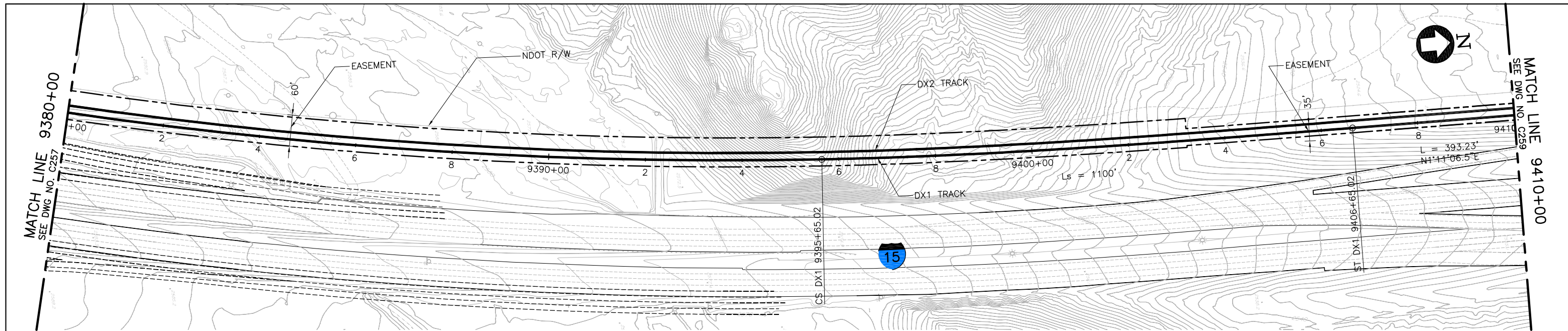
DESIGNED BY  
T. LUNA  
 DRAWN BY  
T. LUNA  
 CHECKED BY  
J. MAHER  
 IN CHARGE  
J. MAHER  
 DATE  
03JUL08

**EARTH TECH | AECOM**

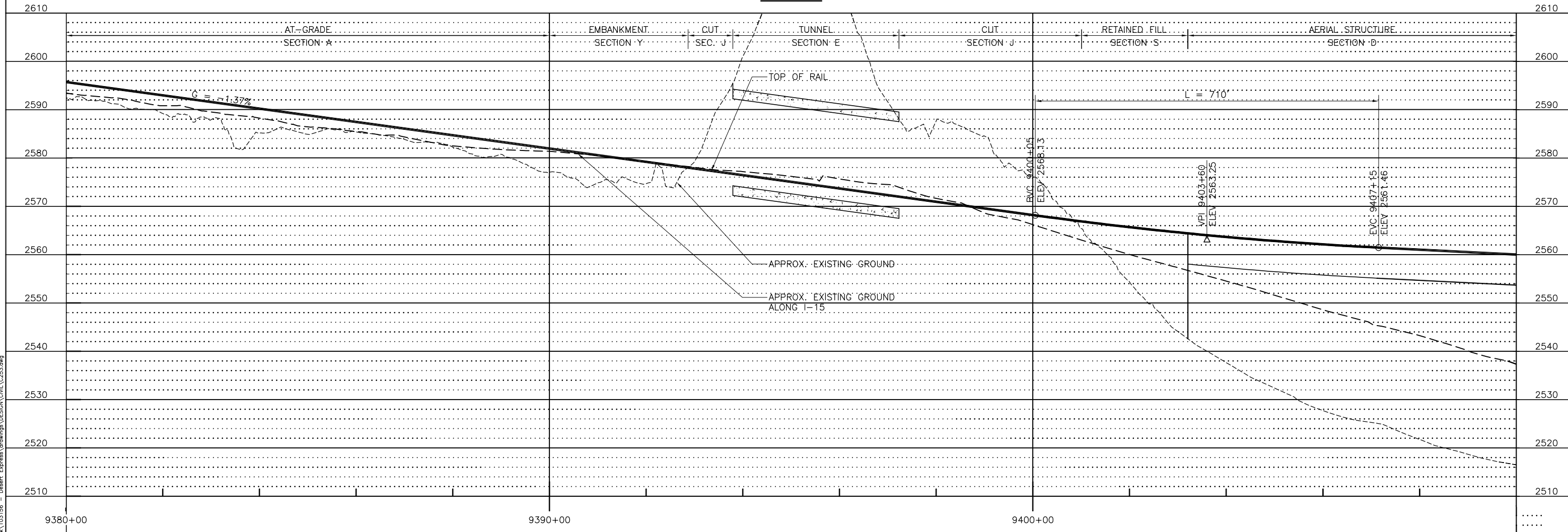
2101 Webster St., Suite 1000  
 Oakland, CA 94612  
 Phone: (510) 419-6000  
 Fax: (510) 419-5355  
 F-C-176

<b>DESERTXPRESS</b>		
PLAN AND PROFILE		
SEGMENT 6, ALTERNATIVE B		
STA. DX1 9350+00 TO DX1 9380+00		
SHEET 157		
CADD FILENAME C253.dwg	SIZE D	SCALE 1"=100'H; 1"=10'V
CONTRACT NO.	REV. D	SHEET NO. C257
		PAGE NO.






PLAN



PROFILE



Jun07 10:17am L:\work\103156 - Desert Express\Drawings\DESIGN\CIVIL\C253.dwg  
 Mar 07, 2011 10:17am L:\work\103156 - Desert Express\Drawings\DESIGN\CIVIL\C253.dwg

REV	DATE	BY	SUB	APP	DESCRIPTION
D	01MAR11				ISSUED FOR FINAL EIS PLAN SET
C	30DEC09				
B	31AUG09				
A	12AUG08				

DESIGNED BY  
T. LUNA  
 DRAWN BY  
T. LUNA  
 CHECKED BY  
J. MAHER  
 IN CHARGE  
J. MAHER  
 DATE  
03JUL08

**EARTH TECH | AECOM**

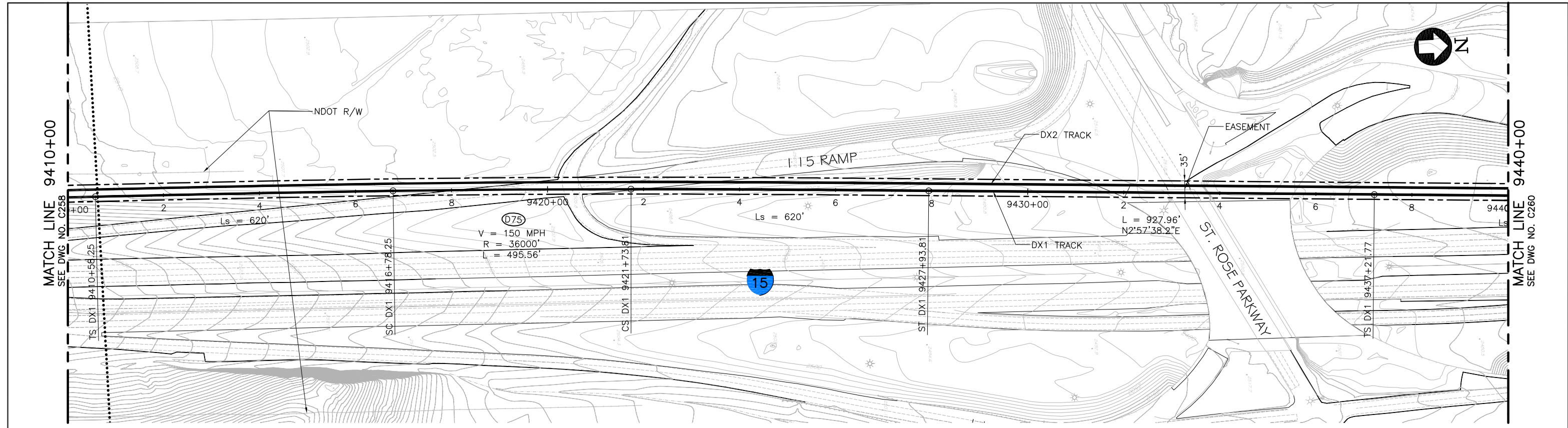
2101 Webster St., Suite 1000  
 Oakland, CA 94612  
 Phone: (510) 419-6000  
 Fax: (510) 419-5355  
 F-C-177

**DESERTXPRESS**

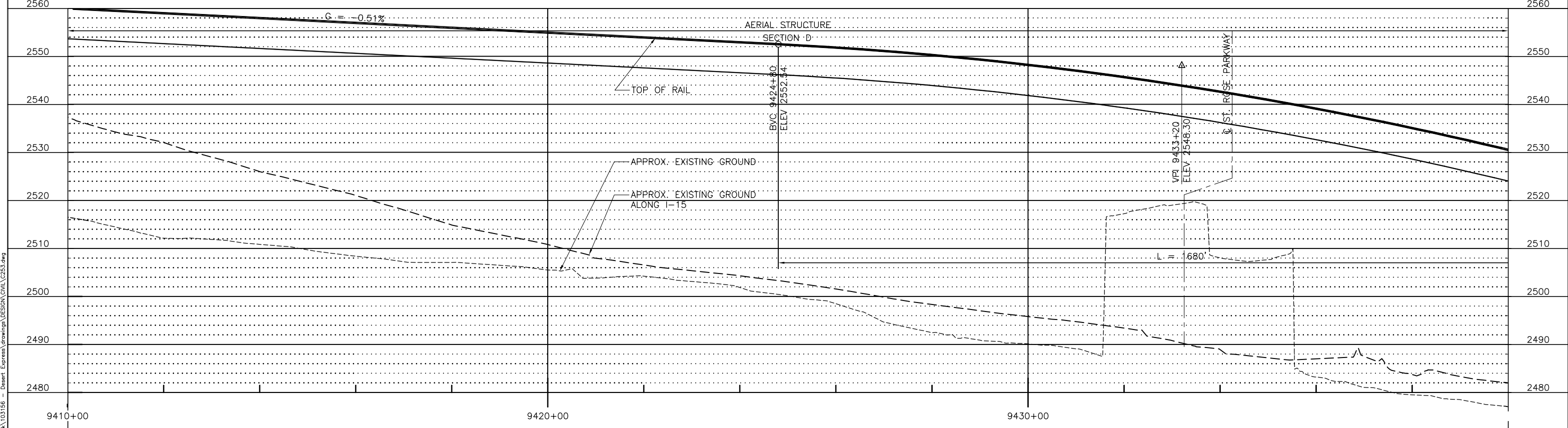
PLAN AND PROFILE  
 SEGMENT 6, ALTERNATIVE B  
 STA. DX1 9380+00 TO DX1 9410+00  
 SHEET 158

CADD FILENAME C253.dwg		
SIZE D	SCALE 1"=100'H; 1"=10'V	
CONTRACT NO.		
REV. D	SHEET NO. C258	PAGE NO.

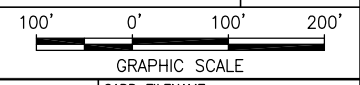




PLAN



PROFILE



REV	DATE	BY	SUB	APP	DESCRIPTION
C	01MAR11				ISSUED FOR FINAL EIS PLAN SET
B	31AUG09				
A	12AUG08				

DESIGNED BY  
T. LUNA  
DRAWN BY  
T. LUNA  
CHECKED BY  
J. MAHER  
IN CHARGE  
J. MAHER  
DATE  
03JUL08

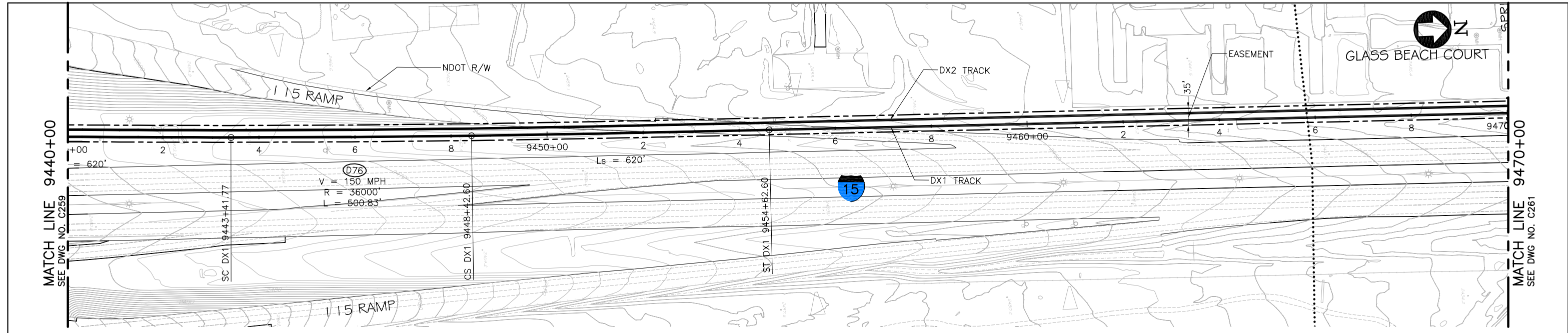
**EARTH TECH | AECOM**

2101 Webster St., Suite 1000  
Oakland, CA 94612  
Phone: (510) 419-6000  
Fax: (510) 419-5355  
F-C-178

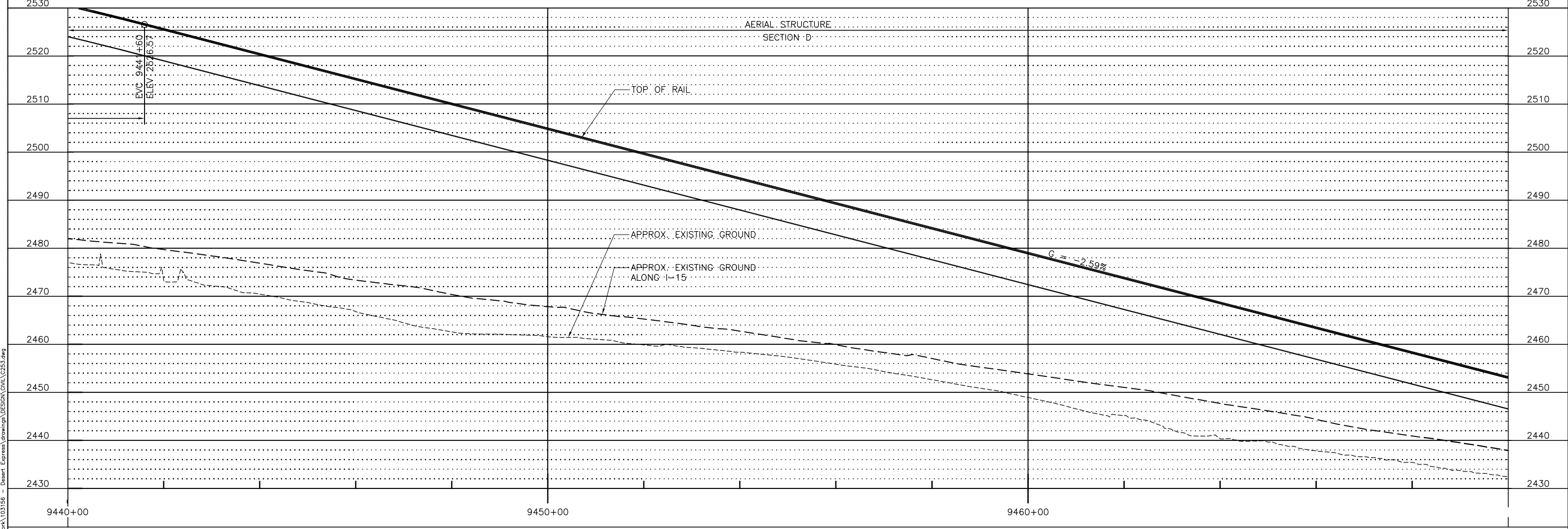
**DESERTXPRESS**  
PLAN AND PROFILE  
SEGMENT 6, ALTERNATIVE B  
STA. DX1 9410+00 TO DX1 9440+00  
SHEET 159

CADD FILENAME C253.dwg		
SIZE D	SCALE 1"=100'H; 1"=10'V	
CONTRACT NO.		
REV. C	SHEET NO. C259	PAGE NO.

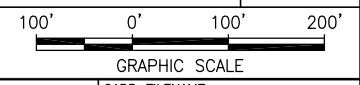
Jun13 10:18am L:\work\103156 - Desert Express\Drawings\DESIGN\CIVIL\C253.dwg  
 Mar 07, 2011 10:18am L:\work\103156 - Desert Express\Drawings\DESIGN\CIVIL\C253.dwg



PLAN



PROFILE



Jun13 10:18am L:\work\103156 - Desert Express\Drawings\DESIGN\CIVIL\C253.dwg  
 Mar 07, 2011 10:18am L:\work\103156 - Desert Express\Drawings\DESIGN\CIVIL\C253.dwg

REV	DATE	BY	SUB	APP	DESCRIPTION
C	01MAR11				ISSUED FOR FINAL EIS PLAN SET
B	31AUG09				
A	12AUG08				

DESIGNED BY  
T. LUNA  
 DRAWN BY  
T. LUNA  
 CHECKED BY  
J. MAHER  
 IN CHARGE  
J. MAHER  
 DATE  
03JUL08

**EARTH TECH | AECOM**

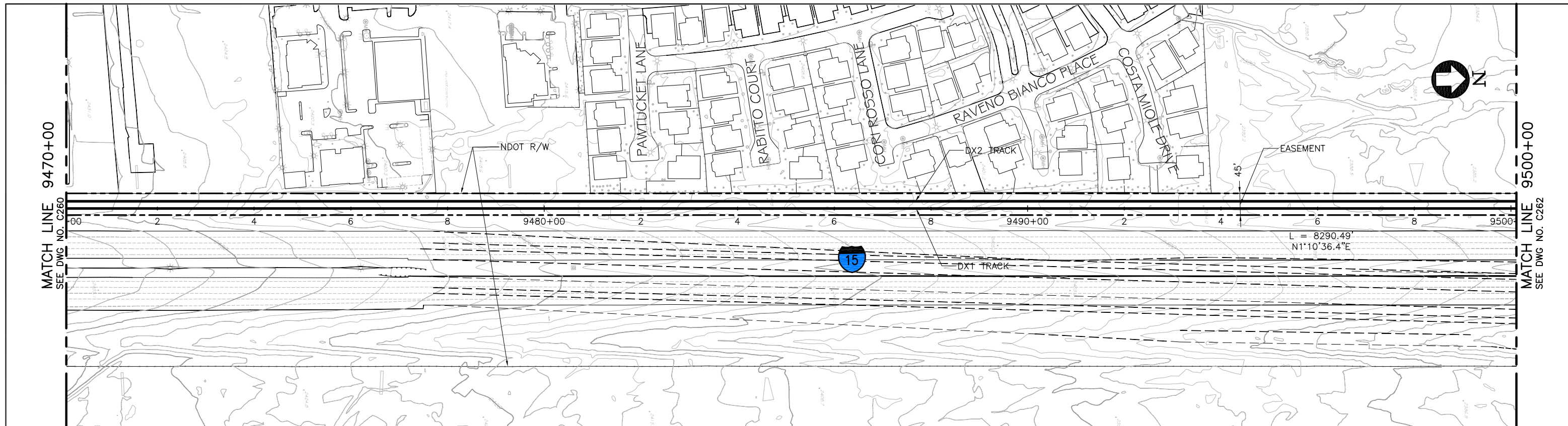
2101 Webster St., Suite 1000  
 Oakland, CA 94612  
 Phone: (510) 419-6000  
 Fax: (510) 419-5355  
 F-C-179

**DESERTXPRESS**

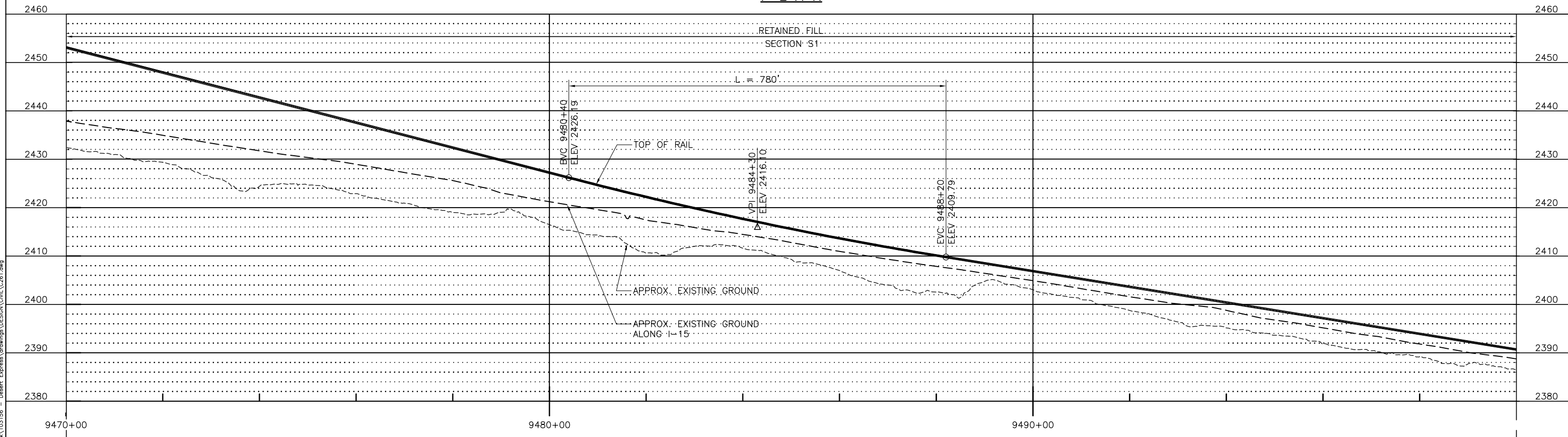
PLAN AND PROFILE  
 SEGMENT 6, ALTERNATIVE B  
 STA. DX1 9440+00 TO DX1 9470+00  
 SHEET 160

CADD FILENAME C253.dwg		
SIZE D	SCALE 1"=100'H; 1"=10'V	
CONTRACT NO.		
REV. C	SHEET NO. C260	PAGE NO.





PLAN



PROFILE

REV	DATE	BY	SUB	APP	DESCRIPTION
C	01MAR11				
B	31AUG09				
A	12AUG08				

DESIGNED BY  
T. LUNA  
DRAWN BY  
T. LUNA  
CHECKED BY  
J. MAHER  
IN CHARGE  
J. MAHER  
DATE  
03JUL08

**EARTH TECH | AECOM**

2101 Webster St., Suite 1000  
Oakland, CA 94612  
Phone: (510) 419-6000  
Fax: (510) 419-5355  
F-C-180

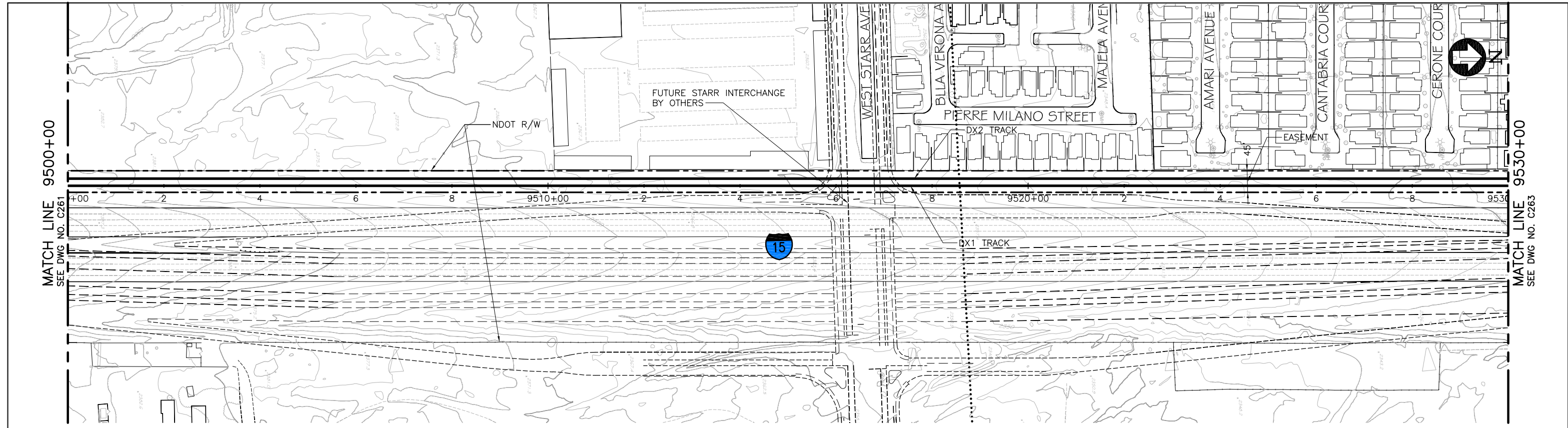
**DESERTXPRESS**

PLAN AND PROFILE  
SEGMENT 6, ALTERNATIVE B  
STA. DX1 9470+00 TO DX1 9500+00  
SHEET 161

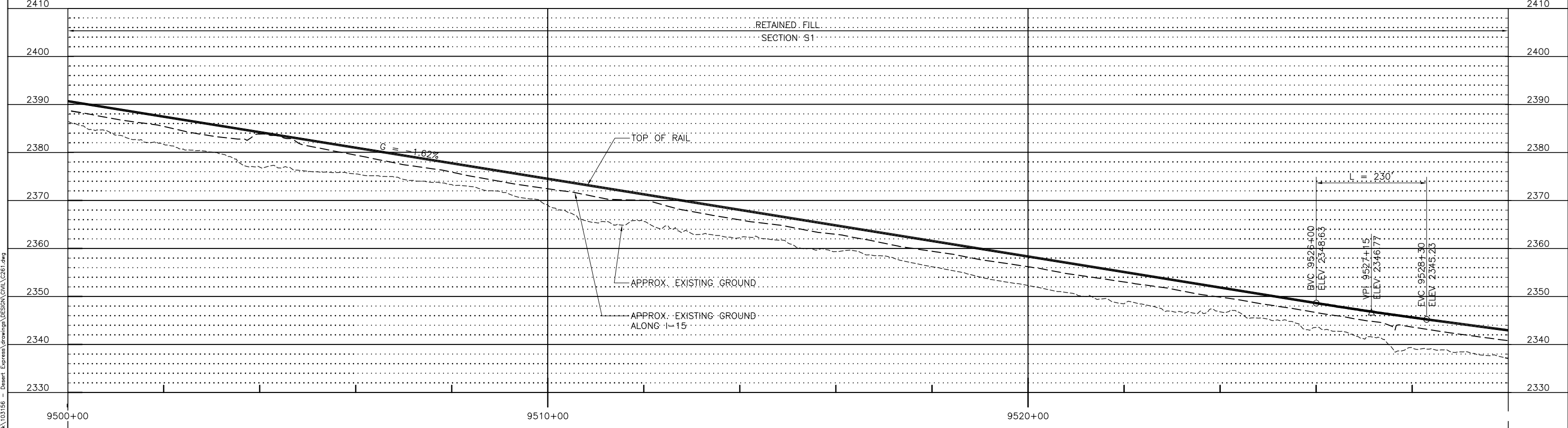
CADD FILENAME C261.dwg		
SIZE D	SCALE 1"=100'H; 1"=10'V	
CONTRACT NO.		
REV. C	SHEET NO. C261	PAGE NO.

Jun 07, 2011 10:21 am L:\work\103156 - Desert Express\Drawings\DESIGN\CIVIL\C261.dwg

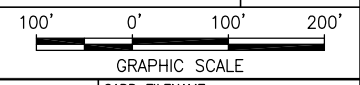




PLAN



PROFILE



REV	DATE	BY	SUB	APP	DESCRIPTION
D	01MAR11				ISSUED FOR FINAL EIS PLAN SET
C	19NOV10				
B	31AUG09				
A	12AUG08				

DESIGNED BY  
T. LUNA  
DRAWN BY  
T. LUNA  
CHECKED BY  
J. MAHER  
IN CHARGE  
J. MAHER  
DATE  
03JUL08

**EARTH TECH | AECOM**

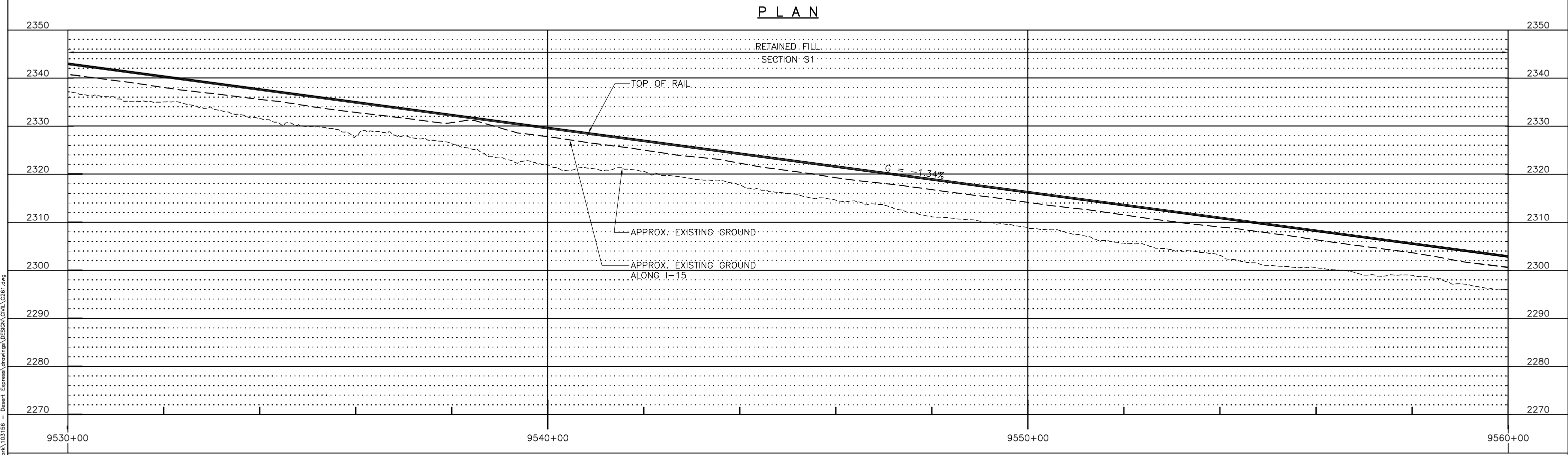
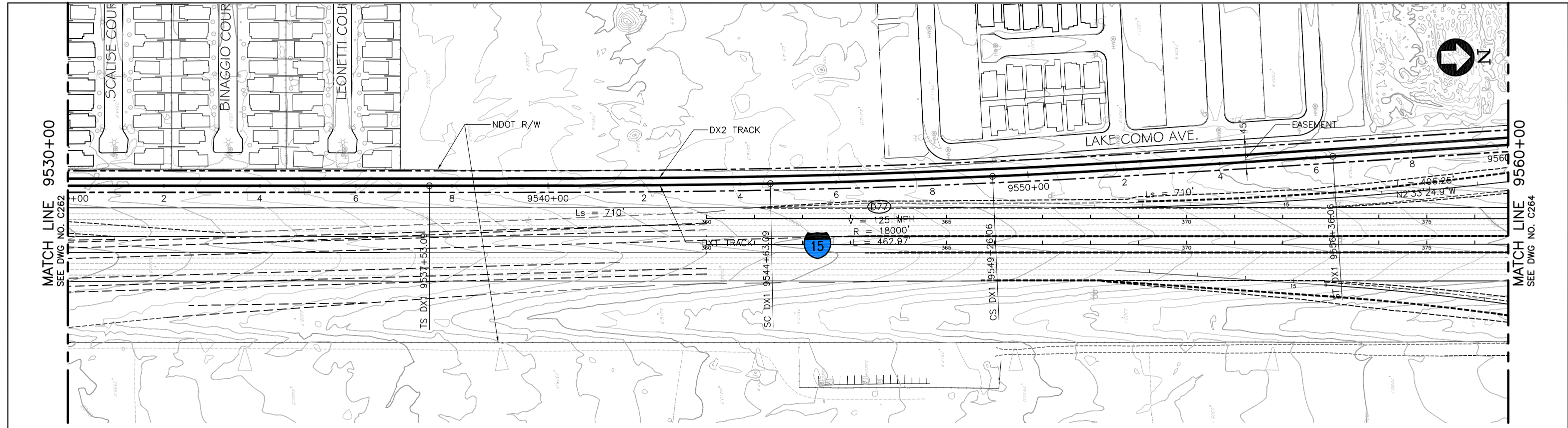
2101 Webster St., Suite 1000  
Oakland, CA 94612  
Phone: (510) 419-6000  
Fax: (510) 419-5355  
F-C-181

**DESERTXPRESS**

PLAN AND PROFILE  
SEGMENT 6, ALTERNATIVE B  
STA. DX1 9500+00 TO DX1 9530+00  
SHEET 162

CADD FILENAME C261.dwg		
SIZE D	SCALE 1"=100'H; 1"=10'V	
CONTRACT NO.		
REV. D	SHEET NO. C262	PAGE NO.

Jun 07, 2011 10:21 am L:\work\103156 - Desert Express\Drawings\DESIGN\CIVIL\C261.dwg  
 L:\work\103156 - Desert Express\Drawings\DESIGN\CIVIL\C261.dwg



REV	DATE	BY	SUB	APP	DESCRIPTION
C	01MAR11				ISSUED FOR FINAL EIS PLAN SET
B	31AUG09				
A	12AUG08				

DESIGNED BY T. LUNA
DRAWN BY T. LUNA
CHECKED BY J. MAHER
IN CHARGE J. MAHER
DATE 03JUL08

**EARTH TECH | AECOM**

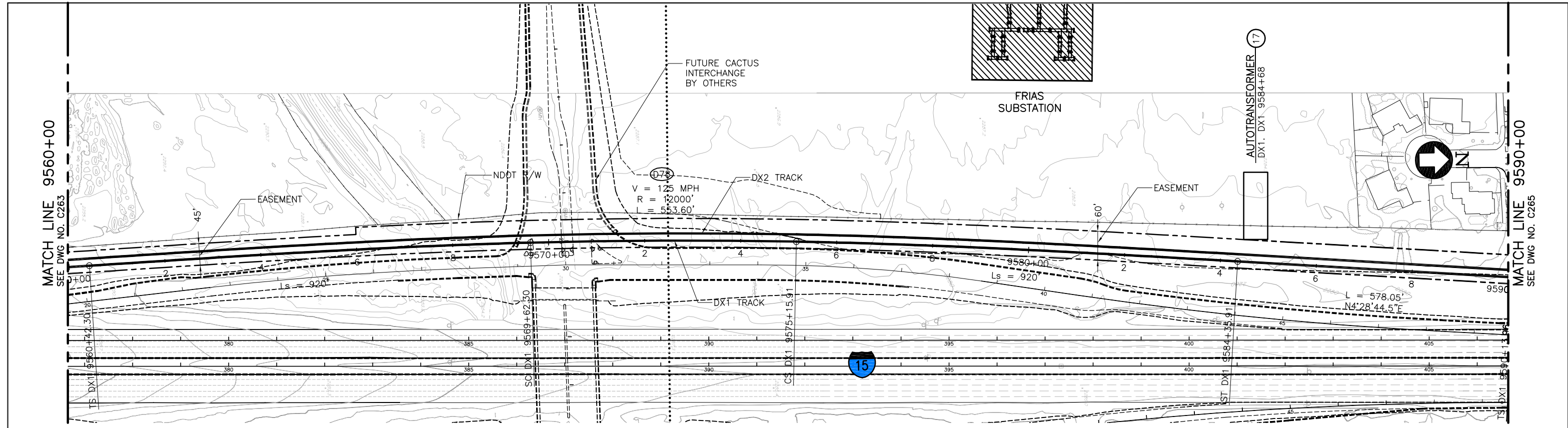
2101 Webster St., Suite 1000  
Oakland, CA 94612  
Phone: (510) 419-6000  
Fax: (510) 419-5355  
F-C-182

**DESERTXPRESS**

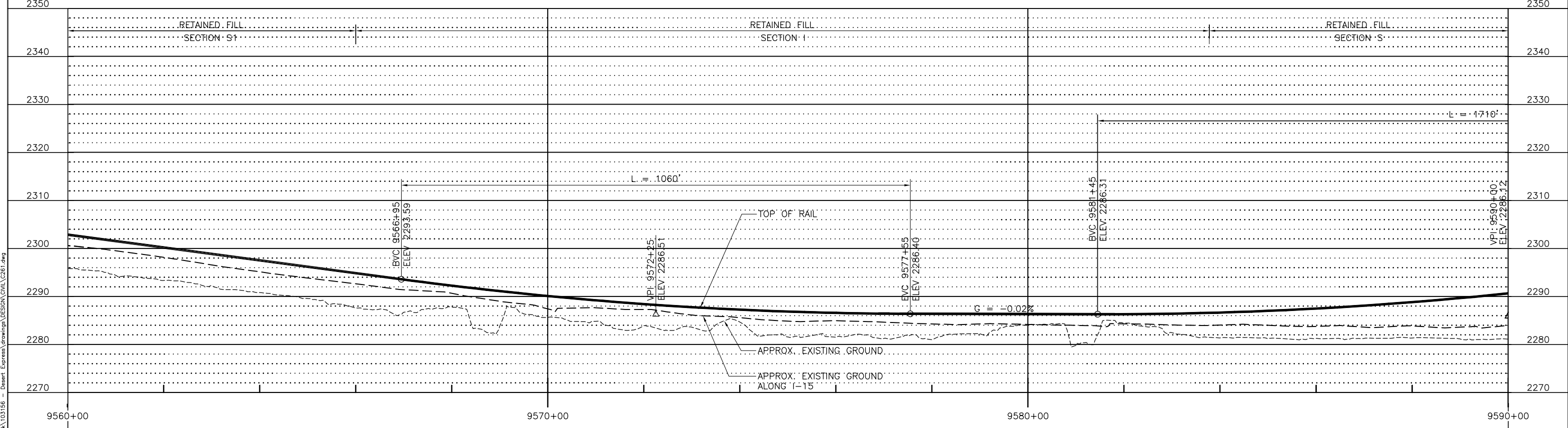
PLAN AND PROFILE  
SEGMENT 6, ALTERNATIVE B  
STA. DX1 9530+00 TO DX1 9560+00  
SHEET 163

CADD FILENAME C261.dwg		
SIZE D	SCALE 1"=100'H; 1"=10'V	
CONTRACT NO.		
REV. C	SHEET NO. C263	PAGE NO.

Jun 07, 2011 10:21 am L:\work\103156 - Desert Express\Drawings\DESIGN\CIVIL\C261.dwg  
 Mar 07, 2011 10:21 am L:\work\103156 - Desert Express\Drawings\DESIGN\CIVIL\C261.dwg



PLAN



PROFILE

REV	DATE	BY	SUB	APP	DESCRIPTION
G	01MAR11				RE-ISSUED FOR FINAL EIS PLAN SET

DESIGNED BY  
T. LUNA  
DRAWN BY  
T. LUNA  
CHECKED BY  
J. MAHER  
IN CHARGE  
J. MAHER  
DATE  
03JUL08

**EARTH TECH | AECOM**

2101 Webster St., Suite 1000  
Oakland, CA 94612  
Phone: (510) 419-6000  
Fax: (510) 419-5355  
F-C-183

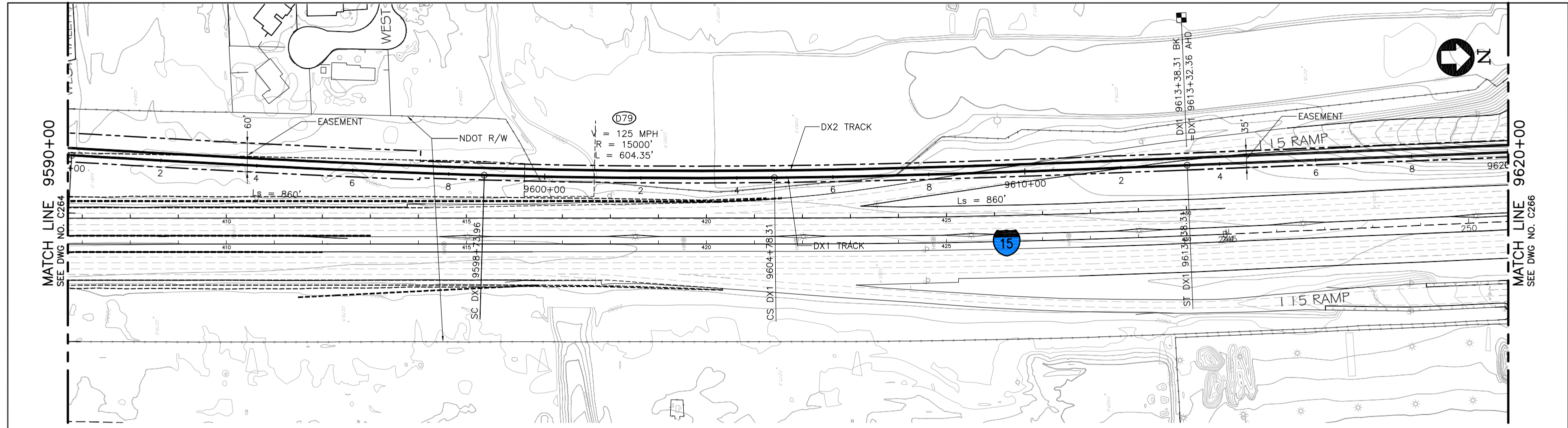
**DESERTXPRESS**

PLAN AND PROFILE  
SEGMENT 6, ALTERNATIVE B  
STA. DX1 9560+00 TO DX1 9590+00  
SHEET 164

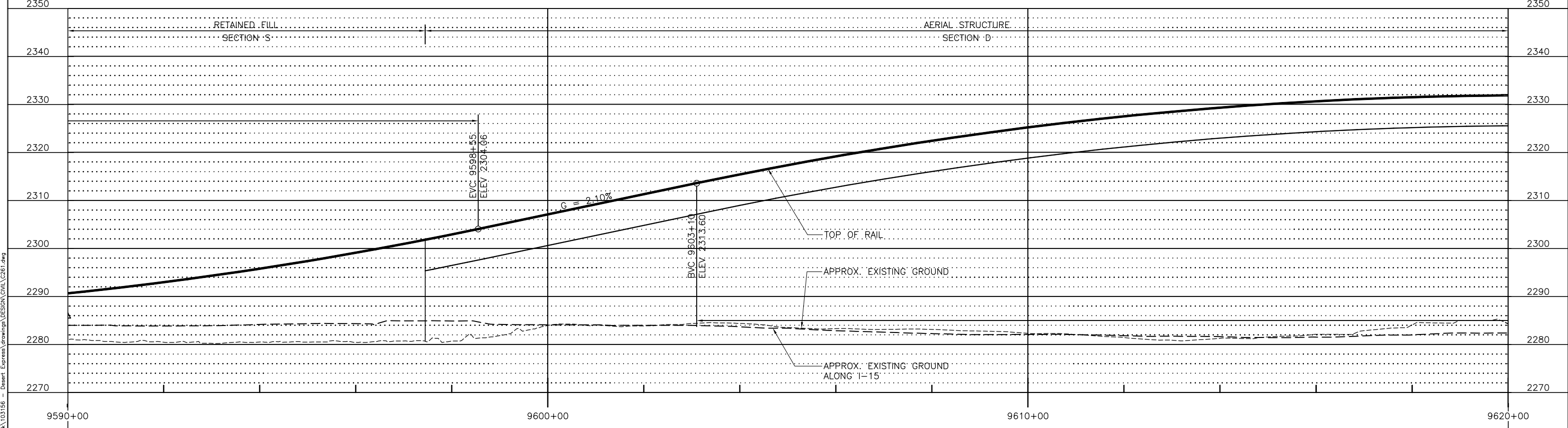
CADD FILENAME C261.dwg		
SIZE D	SCALE 1"=100'H; 1"=10'V	CONTRACT NO.
REV. G	SHEET NO. C264	PAGE NO.

Jun11 10:22am L:\work\103156 - Desert Express\Drawings\DESIGN\CIVIL\C261.dwg  
 Mar 07, 2011 10:22am L:\work\103156 - Desert Express\Drawings\DESIGN\CIVIL\C261.dwg





PLAN



PROFILE

REV	DATE	BY	SUB	APP	DESCRIPTION
D	01MAR11				ISSUED FOR FINAL EIS PLAN SET
C	18JUN10				
B	31AUG09				
A	12AUG08				

DESIGNED BY  
T. LUNA  
DRAWN BY  
T. LUNA  
CHECKED BY  
J. MAHER  
IN CHARGE  
J. MAHER  
DATE  
03JUL08

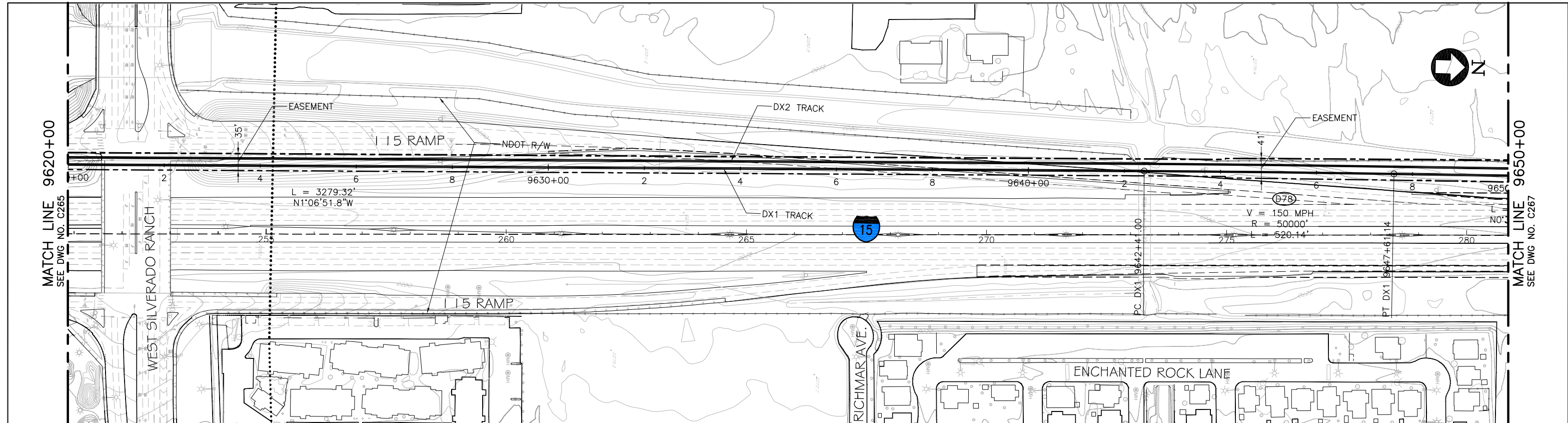
**EARTH TECH | AECOM**

2101 Webster St., Suite 1000  
Oakland, CA 94612  
Phone: (510) 419-6000  
Fax: (510) 419-5355  
F-C-184

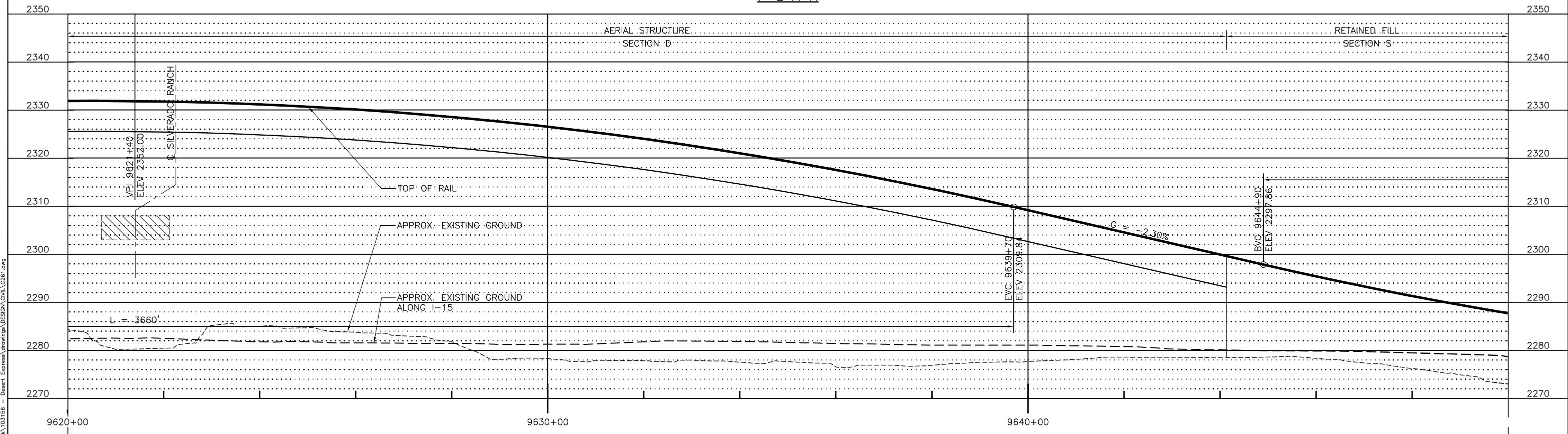
**DESERTXPRESS**  
PLAN AND PROFILE  
SEGMENT 6, ALTERNATIVE B  
STA. DX1 9590+00 TO DX1 9620+00  
SHEET 165

CADD FILENAME C261.dwg		
SIZE D	SCALE 1"=100'H; 1"=10'V	
CONTRACT NO.		
REV. D	SHEET NO. C265	PAGE NO.

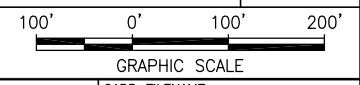
Jun11 10:22am L:\work\103156 - Desert Express\Drawings\DESIGN\CIVIL\C261.dwg  
 Mar 07, 2011 10:22am L:\work\103156 - Desert Express\Drawings\DESIGN\CIVIL\C261.dwg



PLAN



PROFILE



REV	DATE	BY	SUB	APP	DESCRIPTION
E	01MAR11				ISSUED FOR FINAL EIS PLAN SET
D	18AUG10				
C	18JUN10				
B	31AUG09				
A	12AUG08				

DESIGNED BY T. LUNA
DRAWN BY T. LUNA
CHECKED BY J. MAHER
IN CHARGE J. MAHER
DATE 03JUL08

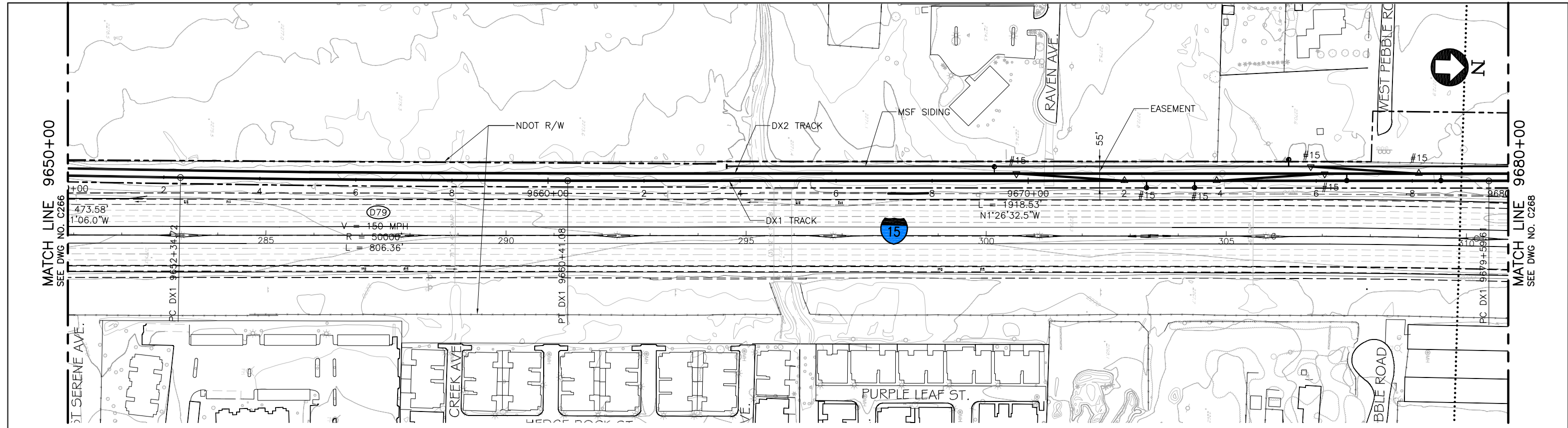
**EARTH TECH | AECOM**

2101 Webster St., Suite 1000  
Oakland, CA 94612  
Phone: (510) 419-6000  
Fax: (510) 419-5355  
F-C-185

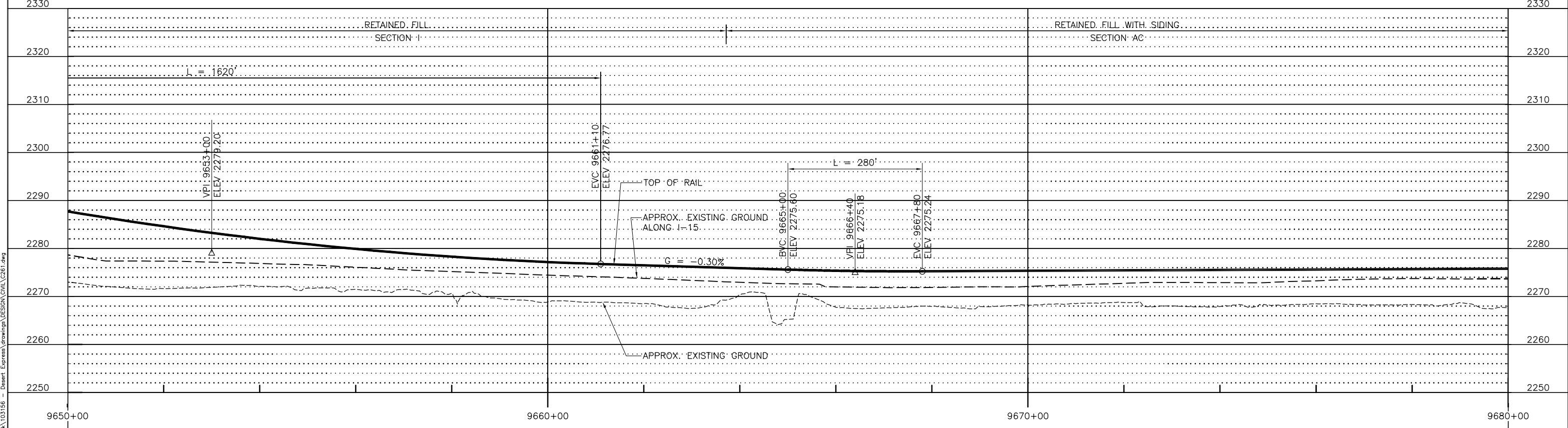
**DESERTXPRESS**  
PLAN AND PROFILE  
SEGMENT 6, ALTERNATIVE B  
STA. DX1 9620+00 TO DX1 9650+00  
SHEET 166

CADD FILENAME C261.dwg		
SIZE D	SCALE 1"=100'H; 1"=10'V	
CONTRACT NO.		
REV. E	SHEET NO. C266	PAGE NO.

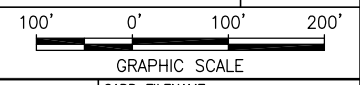
Jun13 10:22am L:\work\103156 - Desert Express\Drawings\DESIGN\CIVIL\C261.dwg  
 Mar 07, 2011 10:22am L:\work\103156 - Desert Express\Drawings\DESIGN\CIVIL\C261.dwg



PLAN



PROFILE



REV	DATE	BY	SUB	APP	DESCRIPTION
E	01MAR11				ISSUED FOR FINAL EIS PLAN SET
D	18AUG10				
C	18JUN10				
B	31AUG09				
A	12AUG08				

DESIGNED BY  
T. LUNA  
DRAWN BY  
T. LUNA  
CHECKED BY  
J. MAHER  
IN CHARGE  
J. MAHER  
DATE  
03JUL08

**EARTH TECH | AECOM**

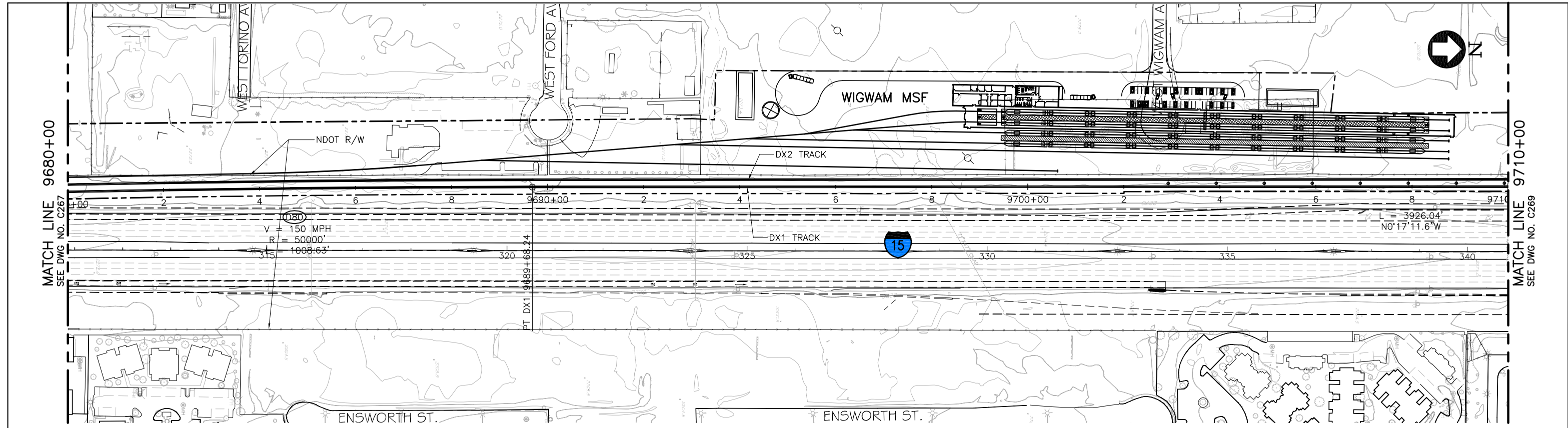
2101 Webster St., Suite 1000  
Oakland, CA 94612  
Phone: (510) 419-6000  
Fax: (510) 419-5355  
F-C-186

**DESERTXPRESS**  
PLAN AND PROFILE  
SEGMENT 6, ALTERNATIVE B  
STA. DX1 9650+00 TO DX1 9680+00  
SHEET 167

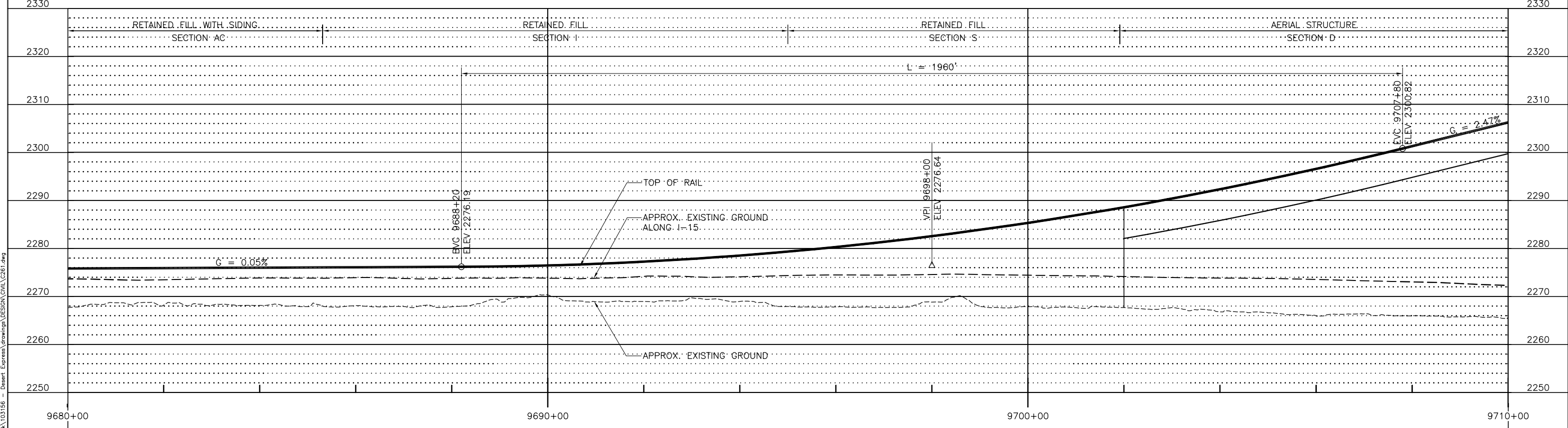
CADD FILENAME C261.dwg		
SIZE D	SCALE 1"=100'H; 1"=10'V	
CONTRACT NO.		
REV. E	SHEET NO. C267	PAGE NO.

Jun07 10:22am L:\work\103156 - Desert Express\Drawings\DESIGN\CIVIL\C261.dwg

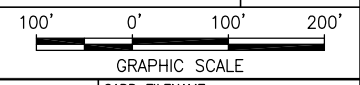




PLAN



PROFILE



REV	DATE	BY	SUB	APP	DESCRIPTION
E	01MAR11				ISSUED FOR FINAL EIS PLAN SET
D	18AUG10				
C	18JUN10				
B	31AUG09				
A	12AUG08				

DESIGNED BY  
T. LUNA  
DRAWN BY  
T. LUNA  
CHECKED BY  
J. MAHER  
IN CHARGE  
J. MAHER  
DATE  
03JUL08

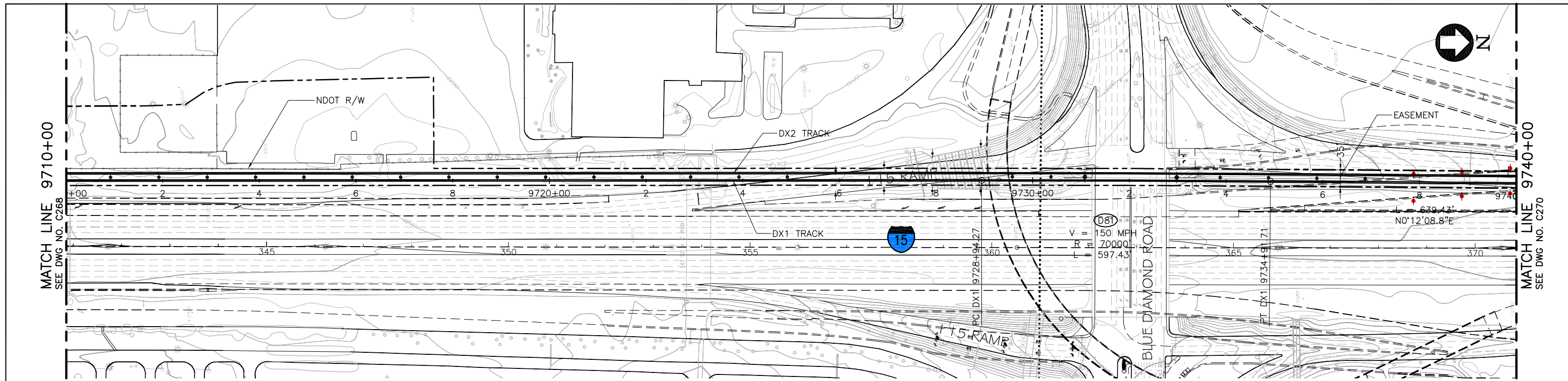
**EARTH TECH | AECOM**

2101 Webster St., Suite 1000  
Oakland, CA 94612  
Phone: (510) 419-6000  
Fax: (510) 419-5355  
F-C-187

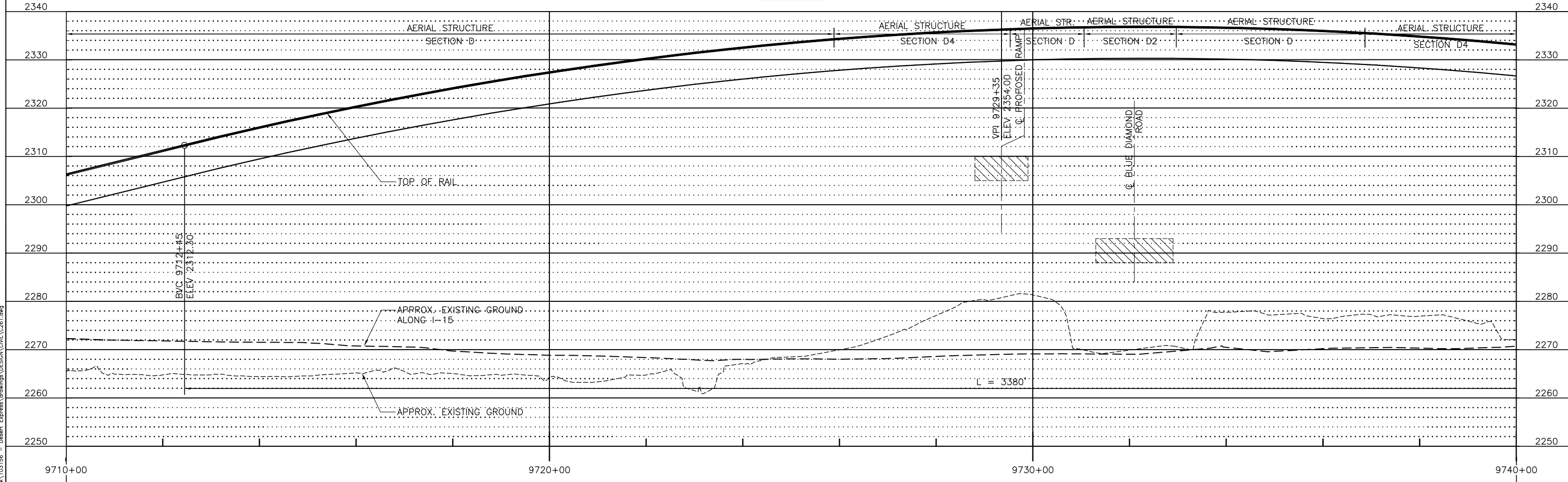
**DESERTXPRESS**  
PLAN AND PROFILE  
SEGMENT 6, ALTERNATIVE B  
STA. DX1 9680+00 TO DX1 9710+00  
SHEET 168

CADD FILENAME C261.dwg		
SIZE D	SCALE 1"=100'H; 1"=10'V	
CONTRACT NO.		
REV. E	SHEET NO. C268	PAGE NO.

Jun07 07:20:11 L:\work\103156 - Desert Express\Drawings\DESIGN\CIVIL\C261.dwg  
 Mar 07, 2011 10:23am L:\work\103156 - Desert Express\Drawings\DESIGN\CIVIL\C261.dwg



PLAN



PROFILE

REV	DATE	BY	SUB	APP	DESCRIPTION
F	01MAR11				ISSUED FOR FINAL EIS PLAN SET
E	18AUG10				
D	24JUN10				
C	18JUN10				
B	31AUG09				
A	12AUG08				

DESIGNED BY T. LUNA
DRAWN BY T. LUNA
CHECKED BY J. MAHER
IN CHARGE J. MAHER
DATE 03JUL08

**EARTH TECH | AECOM**

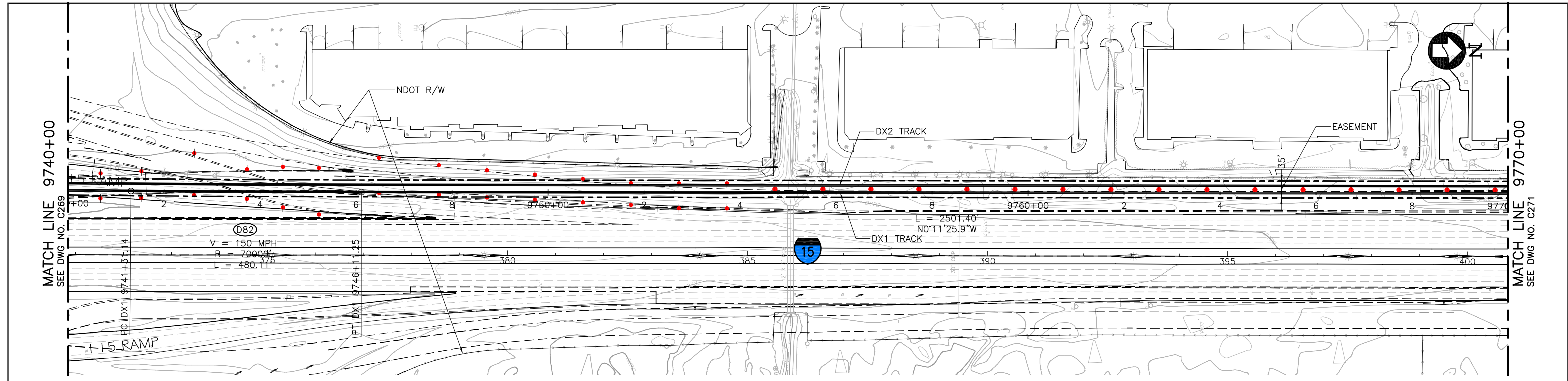
2101 Webster St., Suite 1000  
Oakland, CA 94612  
Phone: (510) 419-6000  
Fax: (510) 419-5355  
F-C-188

**DESERTXPRESS**

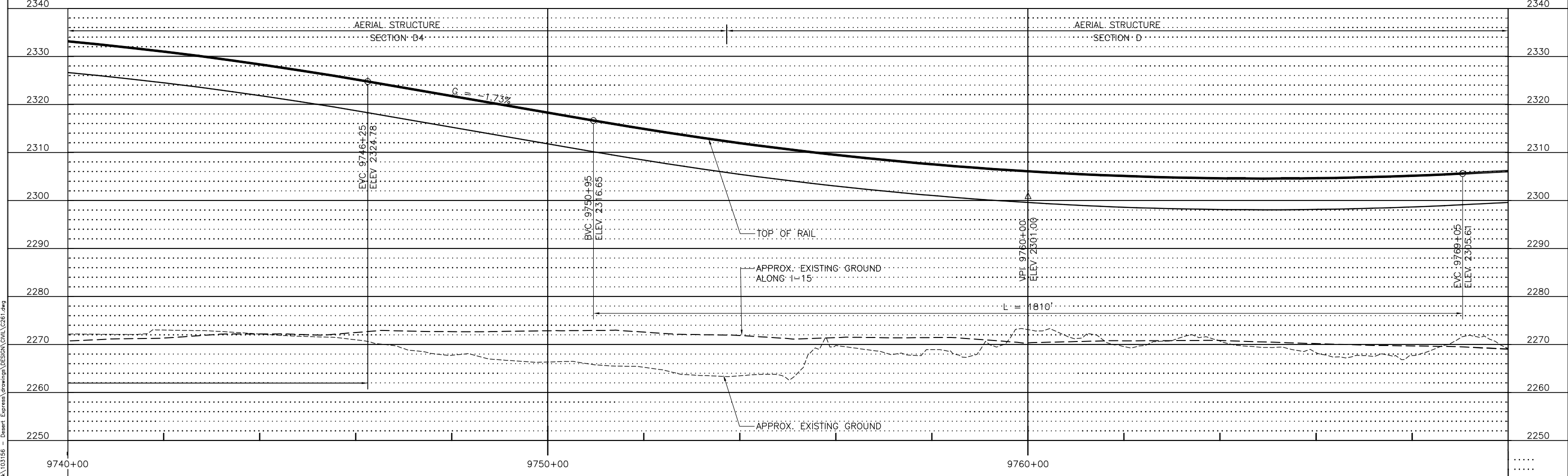
PLAN AND PROFILE  
SEGMENT 6, ALTERNATIVE B  
STA. DX1 9710+00 TO DX1 9740+00  
SHEET 169

CADD FILENAME C261.dwg		
SIZE D	SCALE 1"=100'H; 1"=10'V	CONTRACT NO.
REV. F	SHEET NO. C269	PAGE NO.

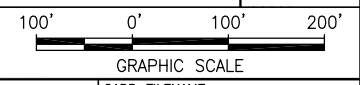
Jun 07, 2011 10:23am L:\work\103156 - Desert Express\Drawings\DESIGN\CIVIL\C261.dwg  
 Mar 07, 2011 10:23am L:\work\103156 - Desert Express\Drawings\DESIGN\CIVIL\C261.dwg



PLAN



PROFILE



REV	DATE	BY	SUB	APP	DESCRIPTION
F	01MAR11				ISSUED FOR FINAL EIS PLAN SET
E	18AUG10				
D	24JUN10				
C	18JUN10				
B	31AUG09				
A	12AUG08				

DESIGNED BY  
T. LUNA  
DRAWN BY  
T. LUNA  
CHECKED BY  
J. MAHER  
IN CHARGE  
J. MAHER  
DATE  
03JUL08

**EARTH TECH | AECOM**

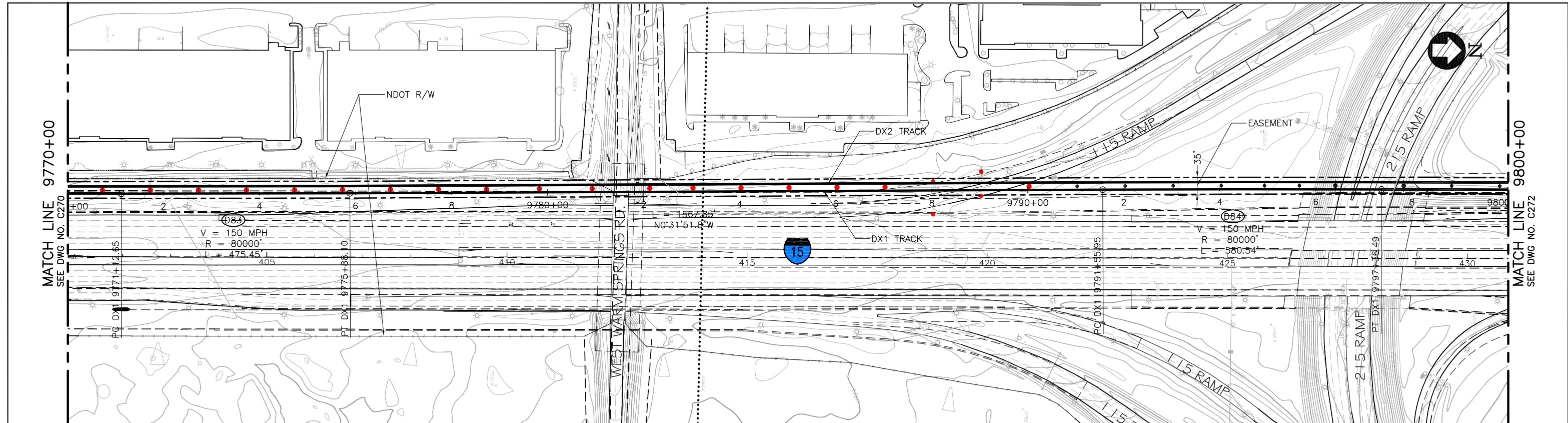
2101 Webster St., Suite 1000  
Oakland, CA 94612  
Phone: (510) 419-6000  
Fax: (510) 419-5355  
F-C-189

**DESERTXPRESS**  
PLAN AND PROFILE  
SEGMENT 6, ALTERNATIVE B  
STA. DX1 9740+00 TO DX1 9770+00  
SHEET 170

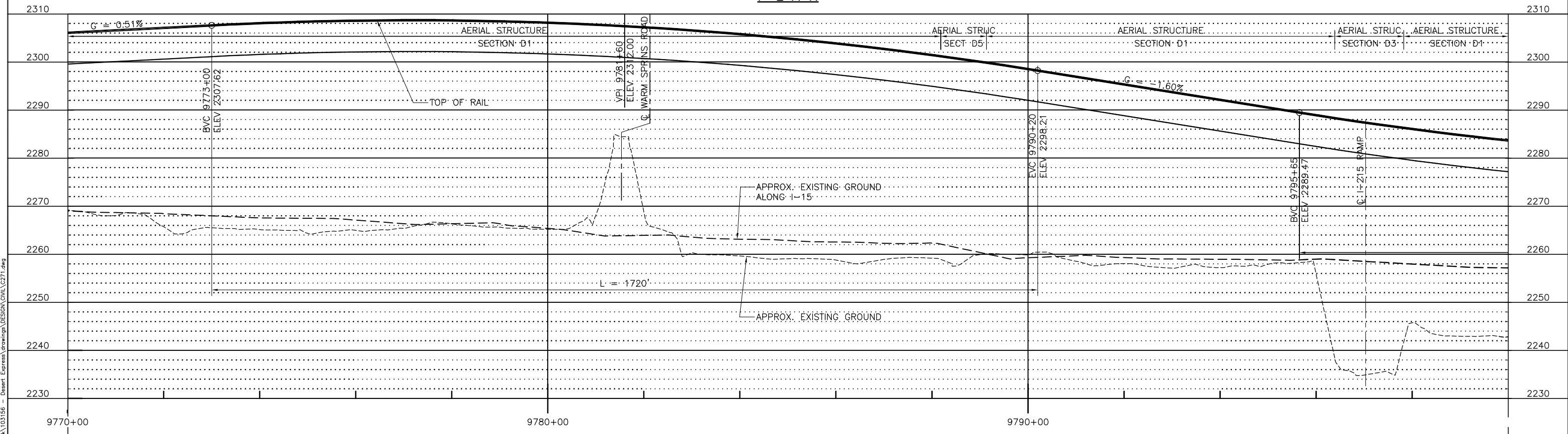
CADD FILENAME C261.dwg		
SIZE D	SCALE 1"=100'H; 1"=10'V	
CONTRACT NO.		
REV. F	SHEET NO. C270	PAGE NO.

Jun 07, 2011 10:23am L:\work\103156 - Desert Express\Drawings\DESIGN\CIVIL\C261.dwg

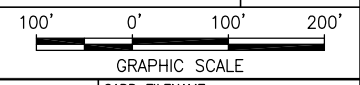




PLAN



PROFILE



REV	DATE	BY	SUB	APP	DESCRIPTION
F	01MAR11				ISSUED FOR FINAL EIS PLAN SET
E	18AUG10				
D	24JUN10				
C	18JUN10				
B	31AUG09				
A	12AUG08				

DESIGNED BY  
T. LUNA  
DRAWN BY  
T. LUNA  
CHECKED BY  
J. MAHER  
IN CHARGE  
J. MAHER  
DATE  
03JUL08

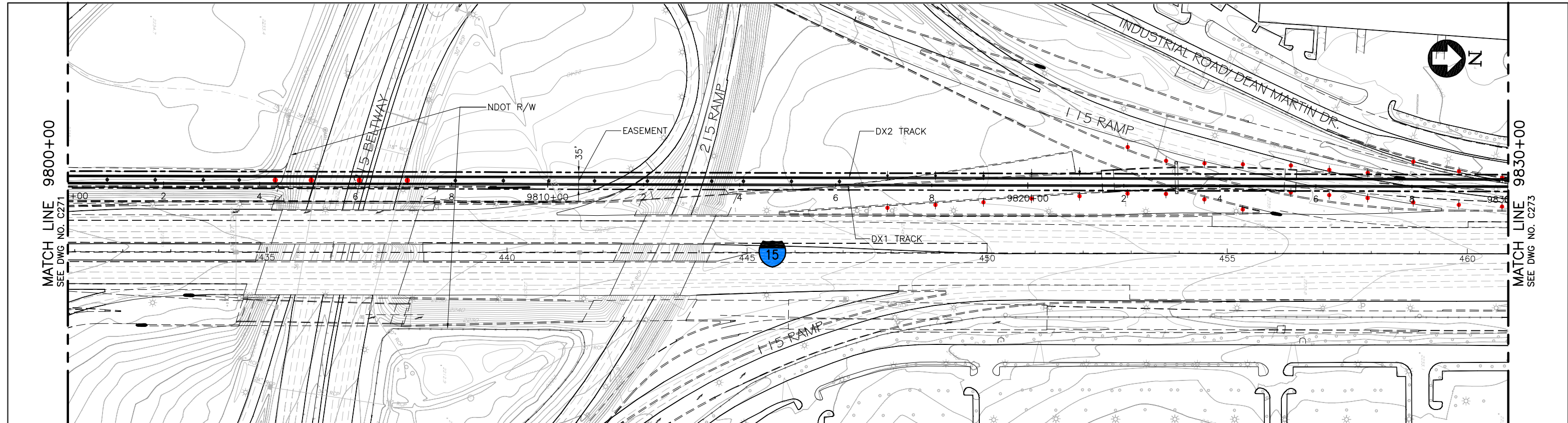
**EARTH TECH | AECOM**

2101 Webster St., Suite 1000  
Oakland, CA 94612  
Phone: (510) 419-6000  
Fax: (510) 419-5355  
F-C-190

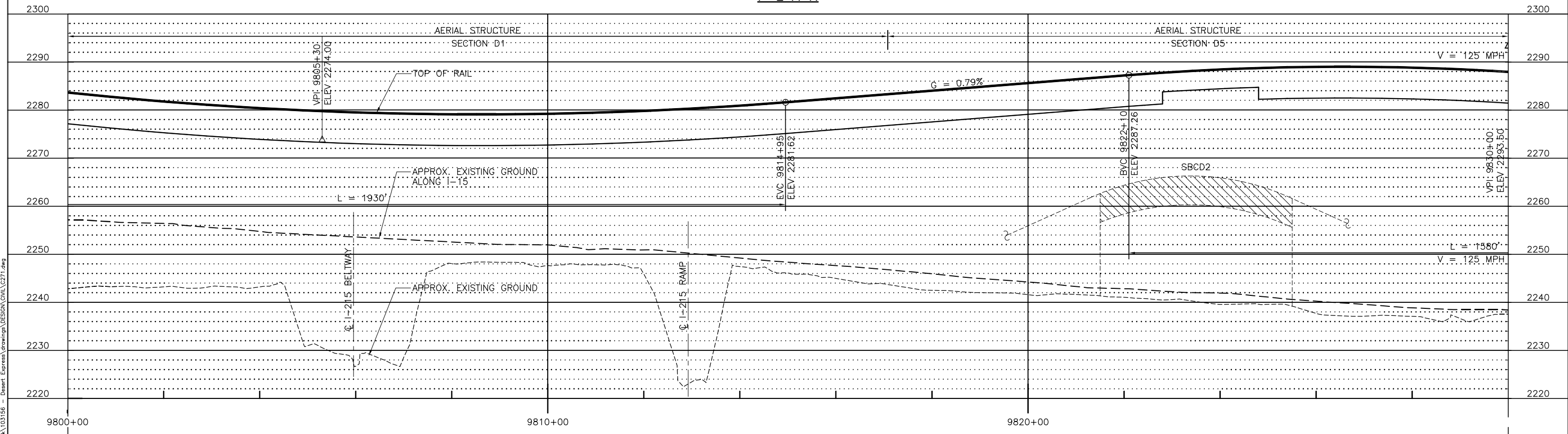
**DESERTXPRESS**  
PLAN AND PROFILE  
SEGMENT 6, ALTERNATIVE B  
STA. DX1 9770+00 TO DX1 9800+00  
SHEET 171

CADD FILENAME C271.dwg		
SIZE D	SCALE 1"=100'H; 1"=10'V	
CONTRACT NO.		
REV. F	SHEET NO. C271	PAGE NO.

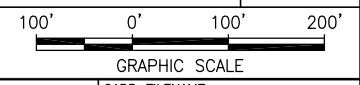
Jun 07, 2011 10:26am L:\work\103156 - Desert Express\Drawings\DESIGN\CIVIL\C271.dwg



PLAN



PROFILE



F	01MAR11			ISSUED FOR FINAL EIS PLAN SET	
E	18AUG10				
D	24JUN10				
C	18JUN10				
B	31AUG09				
A	12AUG08				
REV	DATE	BY	SUB	APP	DESCRIPTION

DESIGNED BY  
T. LUNA  
DRAWN BY  
T. LUNA  
CHECKED BY  
J. MAHER  
IN CHARGE  
J. MAHER  
DATE  
03JUL08

**EARTH TECH | AECOM**

2101 Webster St., Suite 1000  
Oakland, CA 94612  
Phone: (510) 419-6000  
Fax: (510) 419-5355  
F-C-191

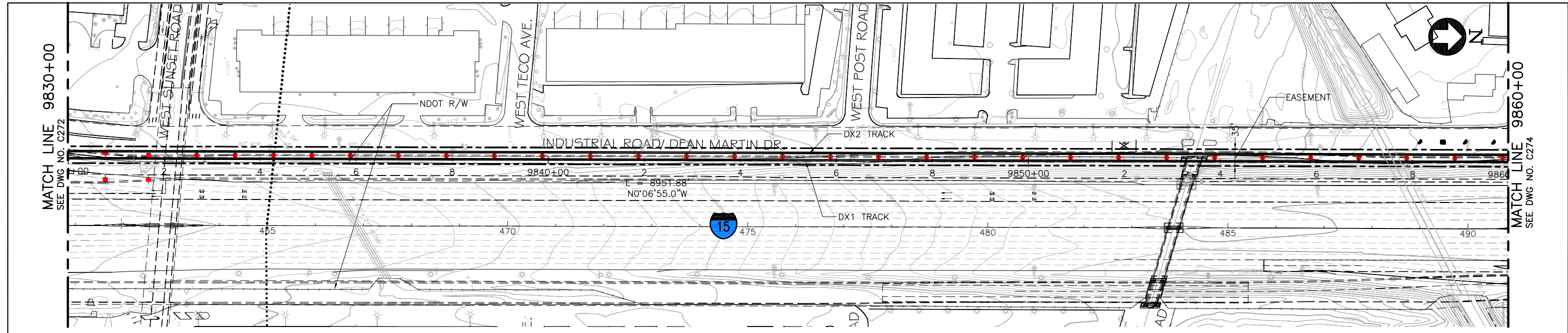
**DESERTXPRESS**

PLAN AND PROFILE  
SEGMENT 6, ALTERNATIVE B  
STA. DX1 9800+00 TO DX1 9830+00  
SHEET 172

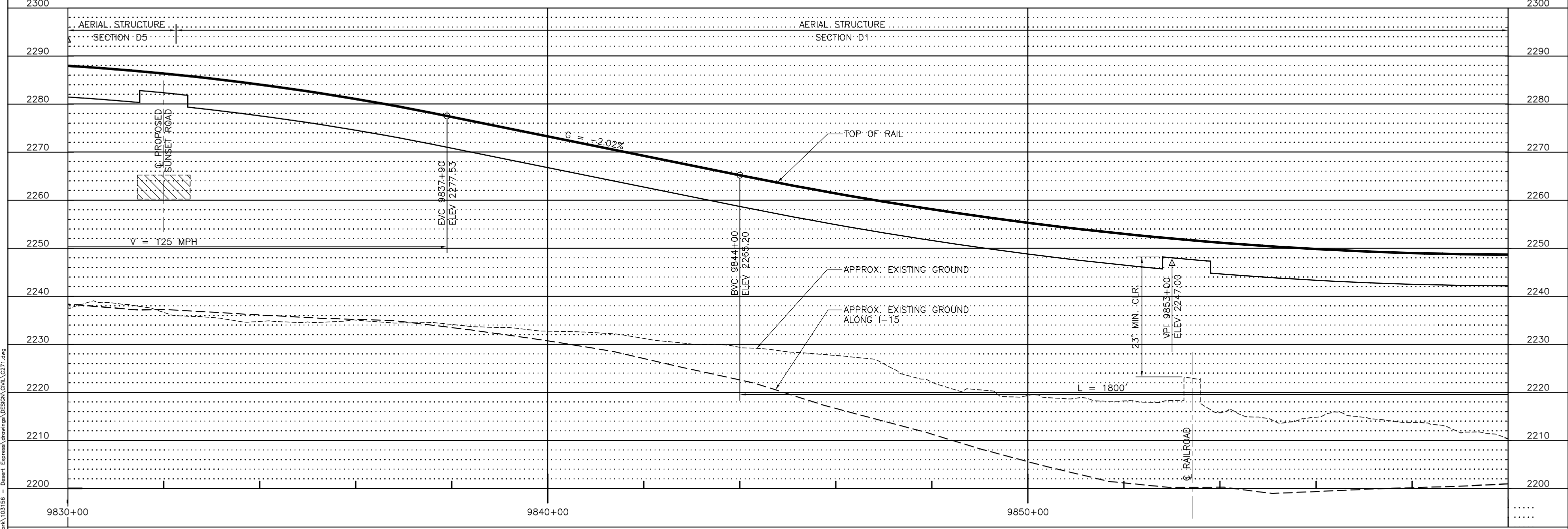
CADD FILENAME C271.dwg		
SIZE D	SCALE 1"=100'H; 1"=10'V	CONTRACT NO.
REV. F	SHEET NO. C272	PAGE NO.

Jun 07, 2011 10:26am L:\work\103156 - Desert Express\Drawings\DESIGN\CIVIL\C271.dwg

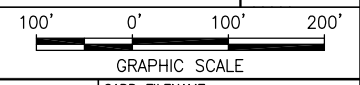




PLAN



PROFILE



REV	DATE	BY	SUB	APP	DESCRIPTION
F	01MAR11				ISSUED FOR FINAL EIS PLAN SET
E	18AUG10				
D	24JUN10				
C	18JUN10				
B	31AUG09				
A	12AUG08				

DESIGNED BY  
T. LUNA  
DRAWN BY  
T. LUNA  
CHECKED BY  
J. MAHER  
IN CHARGE  
J. MAHER  
DATE  
03JUL08

**EARTH TECH | AECOM**

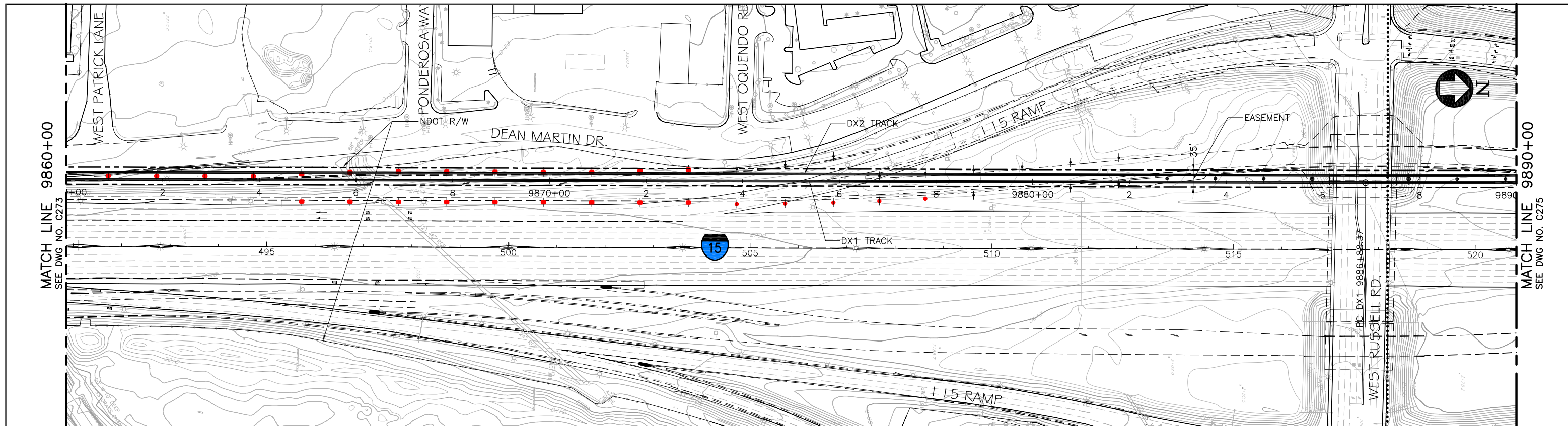
2101 Webster St., Suite 1000  
Oakland, CA 94612  
Phone: (510) 419-6000  
Fax: (510) 419-5355  
F-C-192

**DESERTXPRESS**  
PLAN AND PROFILE  
SEGMENT 6, ALTERNATIVE B  
STA. DX1 9830+00 TO DX1 9860+00  
SHEET 173

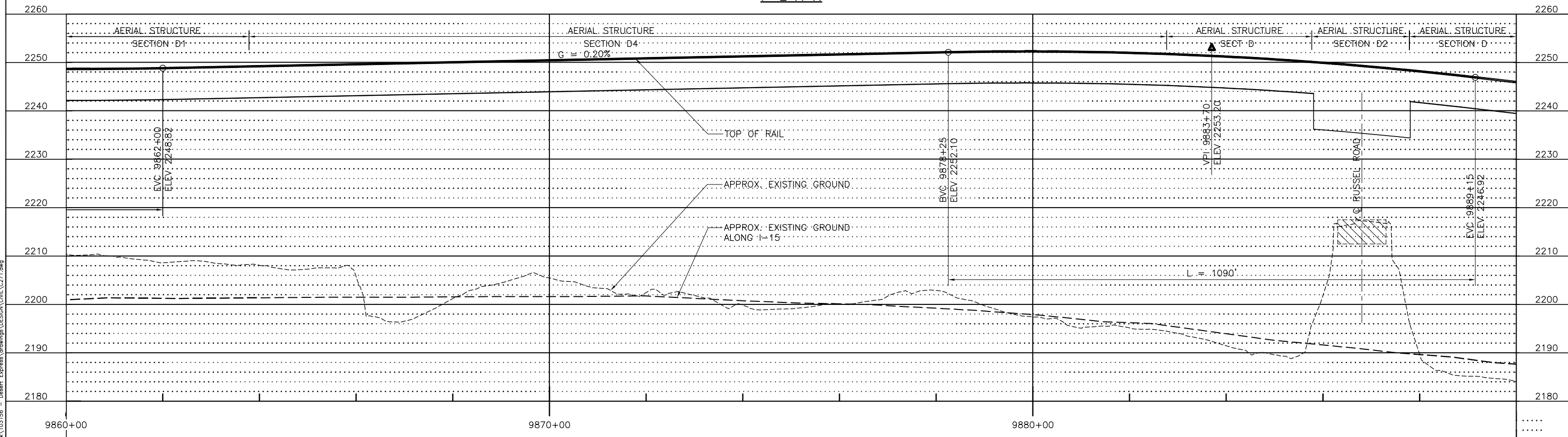
CADD FILENAME C271.dwg		
SIZE D	SCALE 1"=100'H; 1"=10'V	
CONTRACT NO.		
REV. F	SHEET NO. C273	PAGE NO.

Jun 07, 2011 10:27am L:\work\103156 - Desert Express\Drawings\DESIGN\CIVIL\C271.dwg

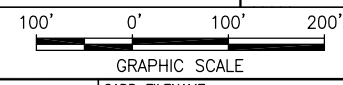




PLAN



PROFILE



F	01MAR11			ISSUED FOR FINAL EIS PLAN SET	
E	18AUG10				
D	24JUN10				
C	18JUN10				
B	31AUG09				
A	12AUG08				
REV	DATE	BY	SUB	APP	DESCRIPTION

DESIGNED BY T. LUNA
DRAWN BY T. LUNA
CHECKED BY J. MAHER
IN CHARGE J. MAHER
DATE 03JUL08

**EARTH TECH | AECOM**

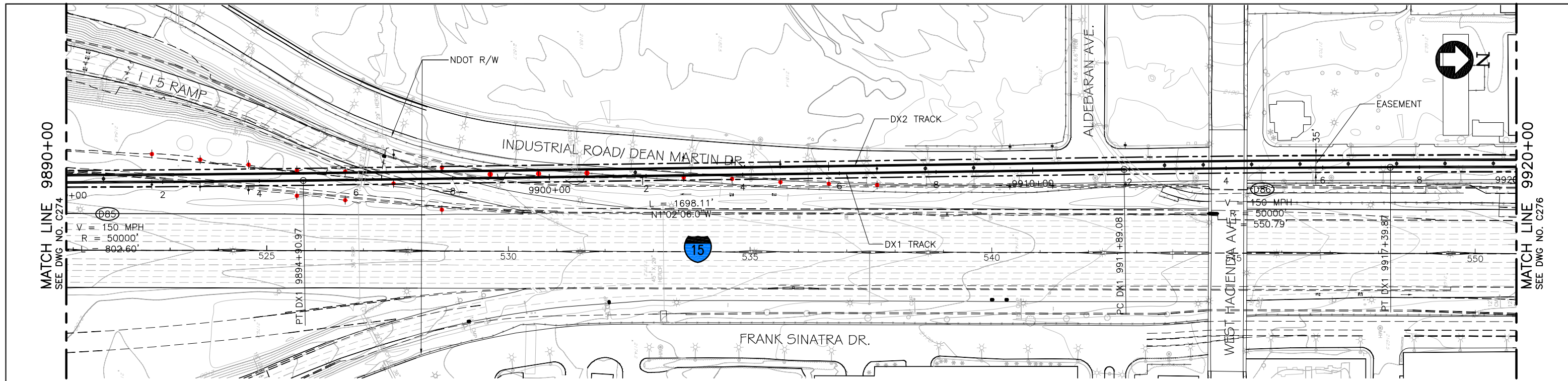
2101 Webster St., Suite 1000  
Oakland, CA 94612  
Phone: (510) 419-6000  
Fax: (510) 419-5355  
F-C-193

**DESERTXPRESS**

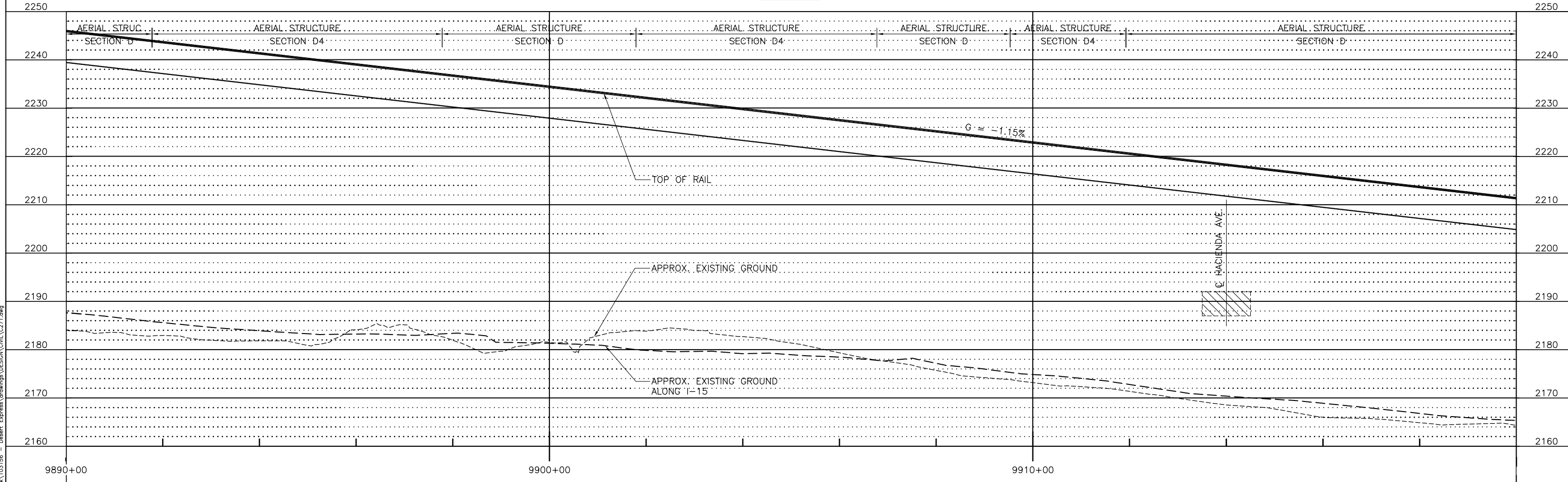
PLAN AND PROFILE  
SEGMENT 6, ALTERNATIVE B  
STA. DX1 9860+00 TO DX1 9890+00  
SHEET 174

CADD FILENAME C271.dwg		
SIZE D	SCALE 1"=100'H; 1"=10'V	CONTRACT NO.
REV. F	SHEET NO. C274	PAGE NO.

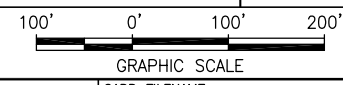
Jun 07, 2011 10:27am L:\work\103156 - Desert Express\Drawings\DESIGN\CIVIL\C271.dwg



PLAN



PROFILE



REV	DATE	BY	SUB	APP	DESCRIPTION
F	01MAR11				ISSUED FOR FINAL EIS PLAN SET
E	18AUG10				
D	24JUN10				
C	18JUN10				
B	31AUG09				
A	12AUG08				

DESIGNED BY	T. LUNA
DRAWN BY	T. LUNA
CHECKED BY	J. MAHER
IN CHARGE	J. MAHER
DATE	03JUL08

**EARTH TECH | AECOM**

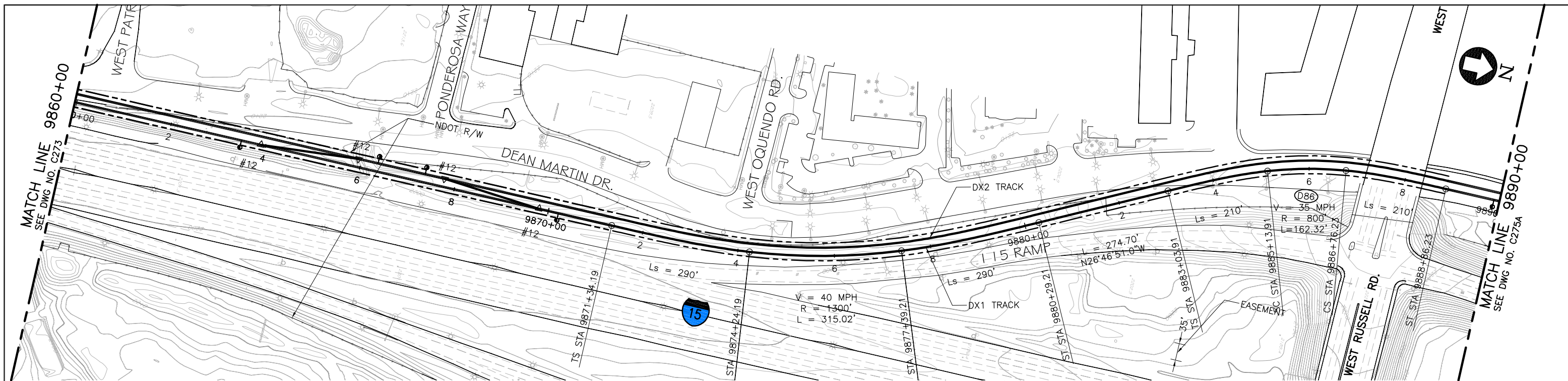
2101 Webster St., Suite 1000  
Oakland, CA 94612  
Phone: (510) 419-6000  
Fax: (510) 419-5355  
F-C-194

**DESERTXPRESS**  
 PLAN AND PROFILE  
 SEGMENT 6, ALTERNATIVE B  
 STA. DX1 9890+00 TO DX1 9920+00  
 SHEET 175

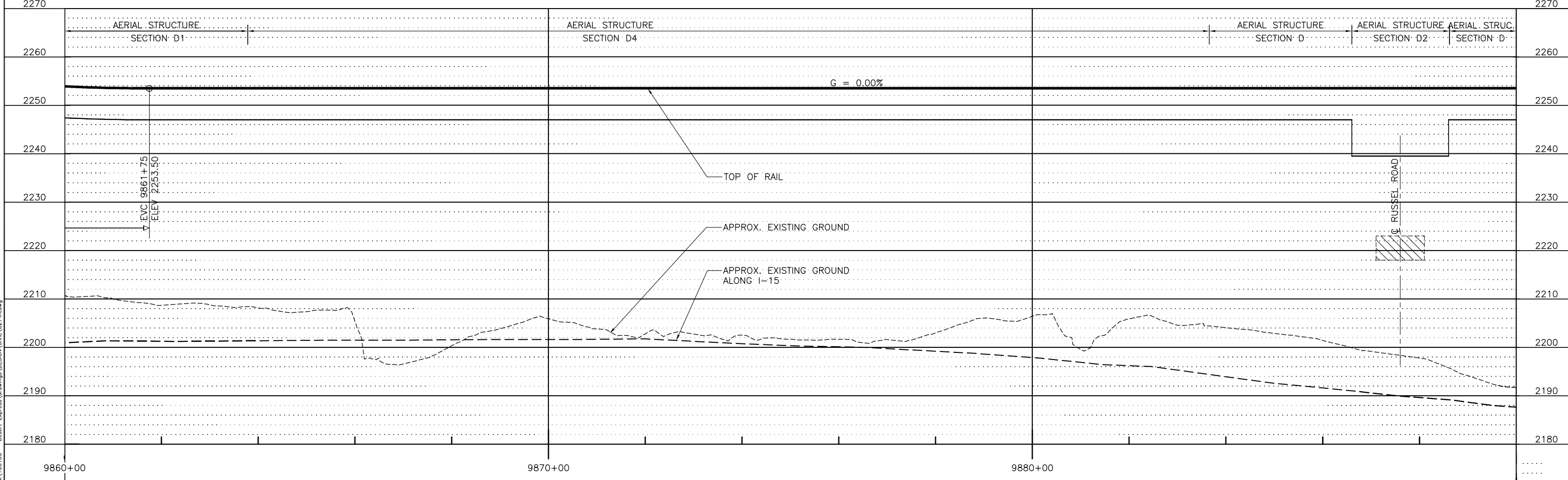
CADD FILENAME	C271.dwg	
SIZE	SCALE	1"=100'H; 1"=10'V
CONTRACT NO.		
REV.	SHEET NO.	PAGE NO.
F	C275	

Jun07 07:20:11 L:\work\103156 - Desert Express\Drawings\DESIGN\CIVIL\C271.dwg  
 Mar 07, 2011 10:27am L:\work\103156 - Desert Express\Drawings\DESIGN\CIVIL\C271.dwg





PLAN



PROFILE

REV	DATE	BY	SUB	APP	DESCRIPTION
A	01MAR11				ISSUED FOR FINAL EIS PLAN SET

DESIGNED BY  
T. LUNA  
DRAWN BY  
T. LUNA  
CHECKED BY  
J. MAHER  
IN CHARGE  
J. MAHER  
DATE  
18FEB11

**EARTH TECH | AECOM**

2101 Webster St., Suite 1000  
Oakland, CA 94612  
Phone: (510) 419-6000  
Fax: (510) 419-5355  
F-C-195

**DESERTXPRESS**  
PLAN AND PROFILE  
SEGMENT 6, ALTERNATIVE B  
STA. DX1 9860+00 TO DX1 9890+00  
SHEET 274A

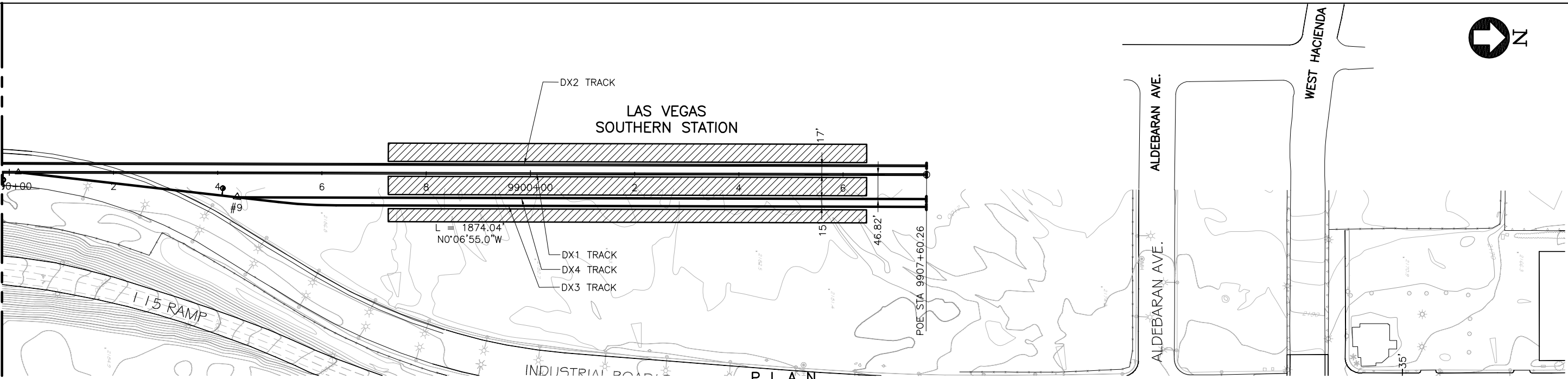
CADD FILENAME C274A.dwg		
SIZE D	SCALE 1"=100'H; 1"=10'V	
CONTRACT NO.		
REV. A	SHEET NO. C274A	PAGE NO.

Jun 07, 2011 10:30am L:\work\103156 - Desert Express\Drawings\DESIGN\CIVIL\C274A.dwg  
 L:\work\103156 - Desert Express\Drawings\DESIGN\CIVIL\C274A.dwg

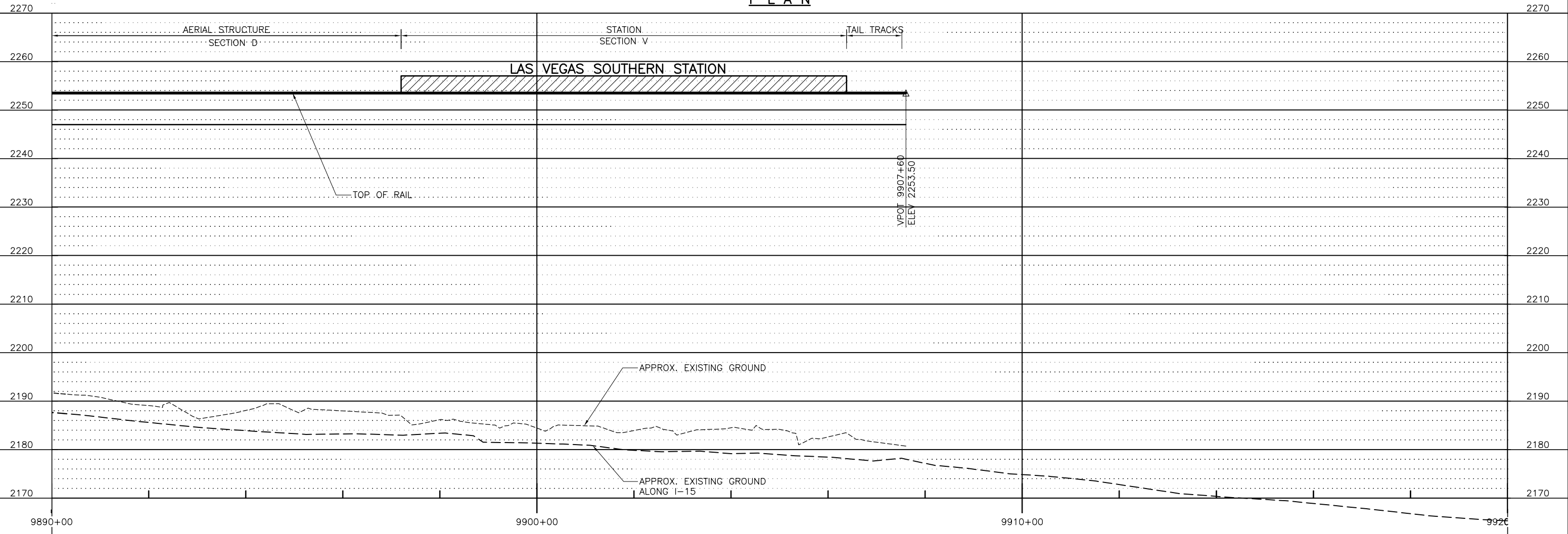




MATCH LINE 9890+00  
SEE DWG NO. C274A



PLAN



PROFILE

Jun13 10:31 am L:\work\103156 - Desert Express\Drawings\DESIGN\CIVIL\C274A.dwg  
 Mar 07, 2011 10:31 am L:\work\103156 - Desert Express\Drawings\DESIGN\CIVIL\C274A.dwg

REV	DATE	BY	SUB	APP	DESCRIPTION
A	01MAR11				ISSUED FOR FINAL EIS PLAN SET

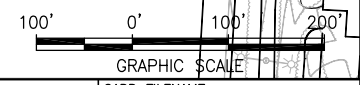
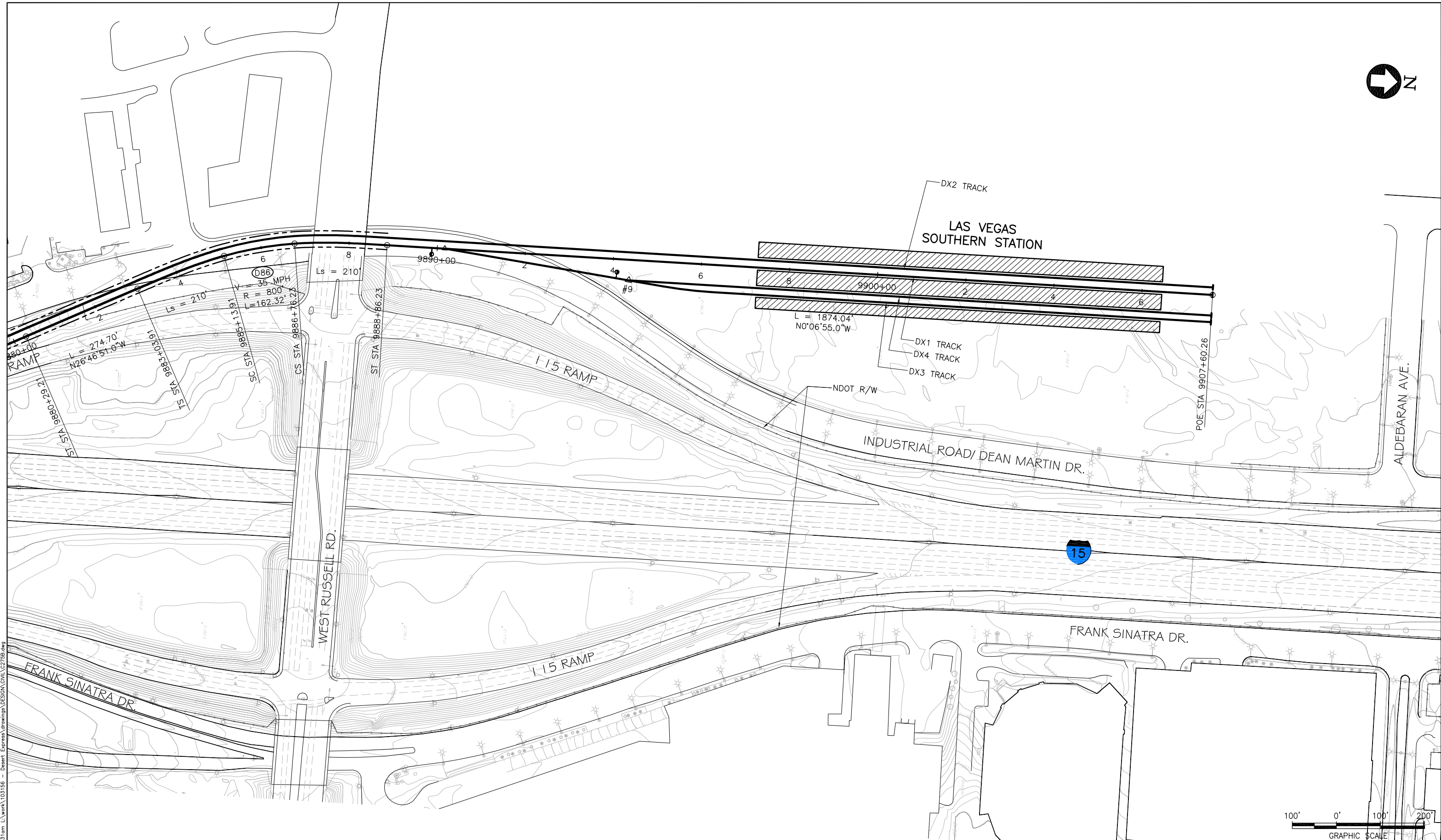
DESIGNED BY  
T. LUNA  
 DRAWN BY  
T. LUNA  
 CHECKED BY  
J. MAHER  
 IN CHARGE  
J. MAHER  
 DATE  
18FEB11

**EARTH TECH | AECOM**

2101 Webster St., Suite 1000  
 Oakland, CA 94612  
 Phone: (510) 419-6000  
 Fax: (510) 419-5355  
 F-C-196

**DESERTXPRESS**  
 PLAN AND PROFILE  
 SEGMENT 6, ALTERNATIVE B  
 STA. DX1 9890+00 TO DX1 9907+60  
 SHEET 275A

CADD FILENAME C274A.dwg		
SIZE D	SCALE 1"=100'H; 1"=10'V	
CONTRACT NO.		
REV. A	SHEET NO. C275A	PAGE NO.



Jun 07, 2011 10:31am L:\work\103156 - Desert Express\Drawings\DESIGN\CIVIL\C275B.dwg  
 C:\Program Files\Autodesk\AutoCAD 2011\bin\acad.exe

REV	DATE	BY	SUB	APP	DESCRIPTION
A	01MAR11				ISSUED FOR FINAL ESI PLAN SET

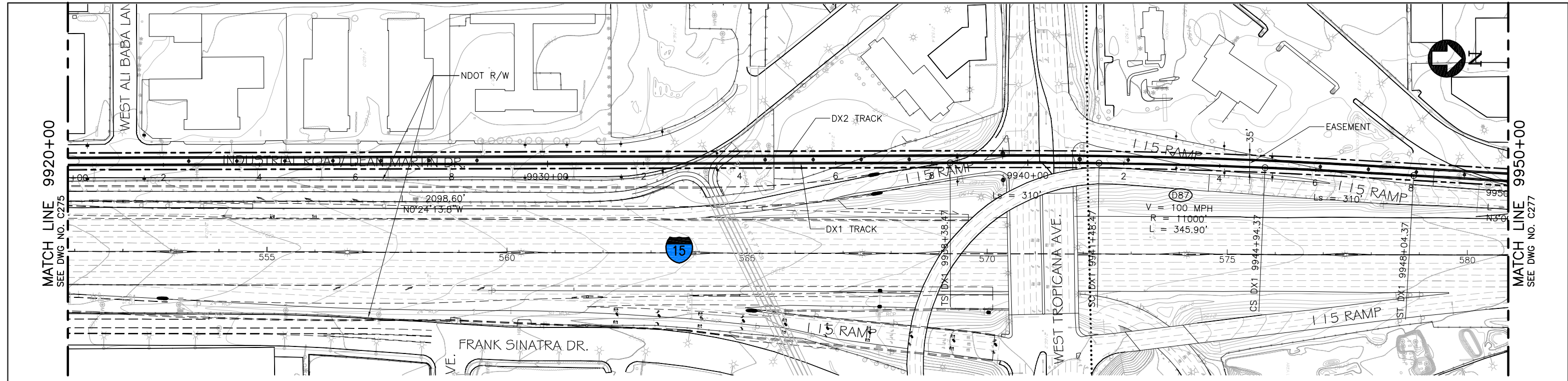
DESIGNED BY  
T. LUNA  
 DRAWN BY  
T. LUNA  
 CHECKED BY  
J. MAHER  
 IN CHARGE  
J. MAHER  
 DATE  
18FEB10

**EARTH TECH | AECOM**

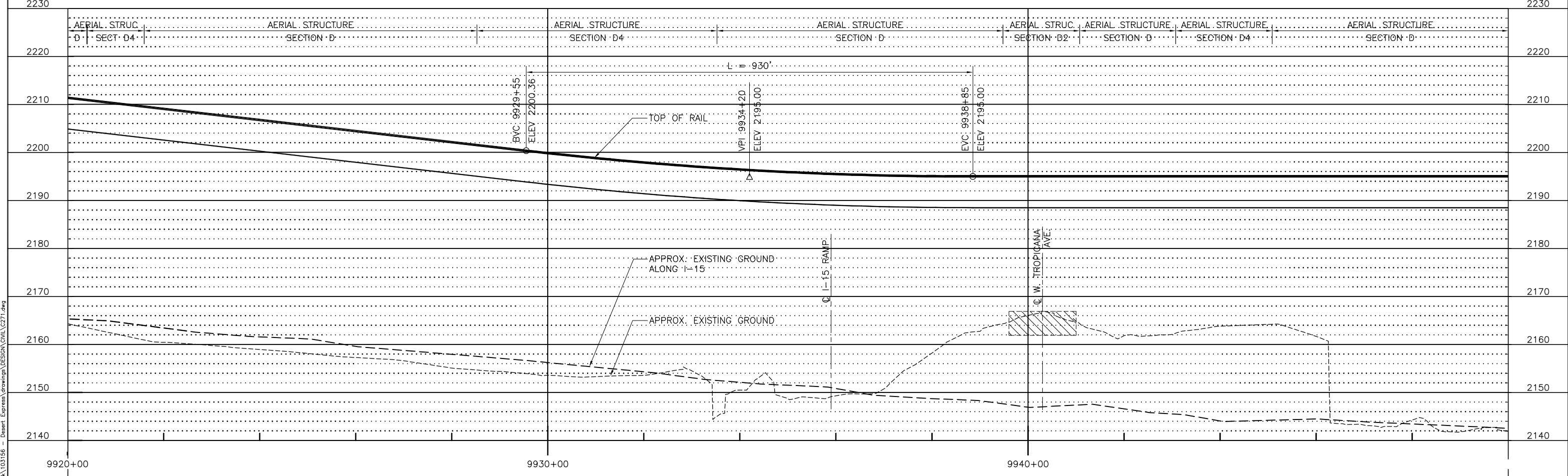
2101 Webster St., Suite 1000  
 Oakland, CA 94612  
 Phone: (510) 419-6000  
 Fax: (510) 419-5355  
**F-C-197**

**DESERTXPRESS**  
 PLAN  
 SEGMENT 6, ALTERNATIVE B  
 LAS VEGAS SOUTHERN STATION  
 SHEET 275B

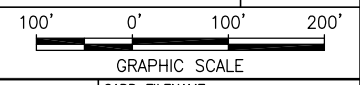
CADD FILENAME C275B.dwg		
SIZE D	SCALE 1"=100'-0"	
CONTRACT NO.		
REV. A	SHEET NO. C275B	PAGE NO.



PLAN



PROFILE



REV	DATE	BY	SUB	APP	DESCRIPTION
F	01MAR11				ISSUED FOR FINAL EIS PLAN SET
E	18AUG10				
D	24JUN10				
C	18JUN10				
B	31AUG09				
A	12AUG08				

DESIGNED BY  
T. LUNA  
DRAWN BY  
T. LUNA  
CHECKED BY  
J. MAHER  
IN CHARGE  
J. MAHER  
DATE  
03JUL08

**EARTH TECH | AECOM**

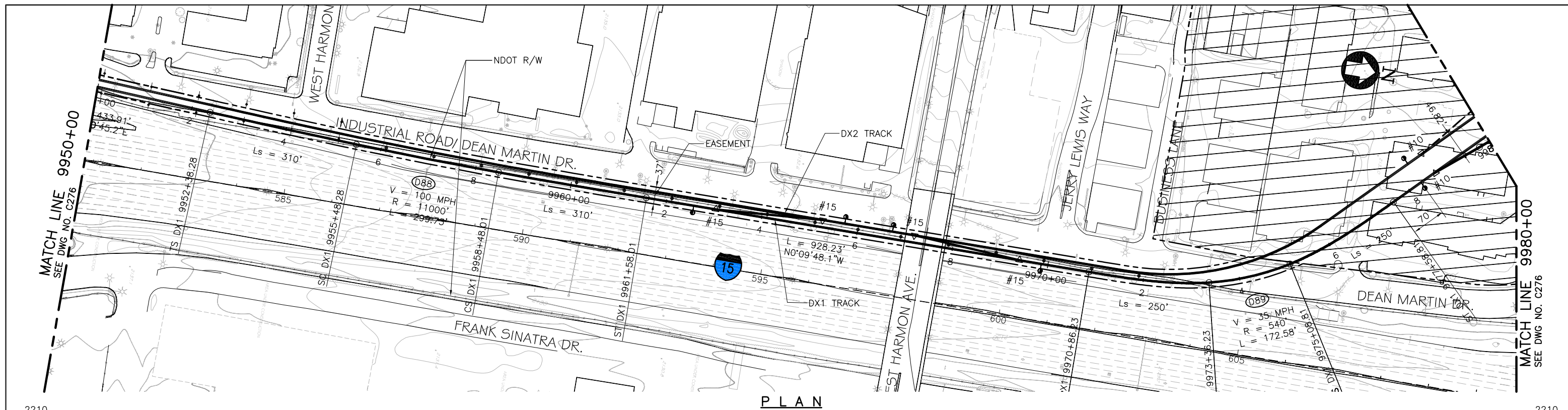
2101 Webster St., Suite 1000  
Oakland, CA 94612  
Phone: (510) 419-6000  
Fax: (510) 419-5355  
F-C-198

**DESERTXPRESS**  
PLAN AND PROFILE  
SEGMENT 6, ALTERNATIVE B  
STA. DX1 9920+00 TO DX1 9950+00  
SHEET 176

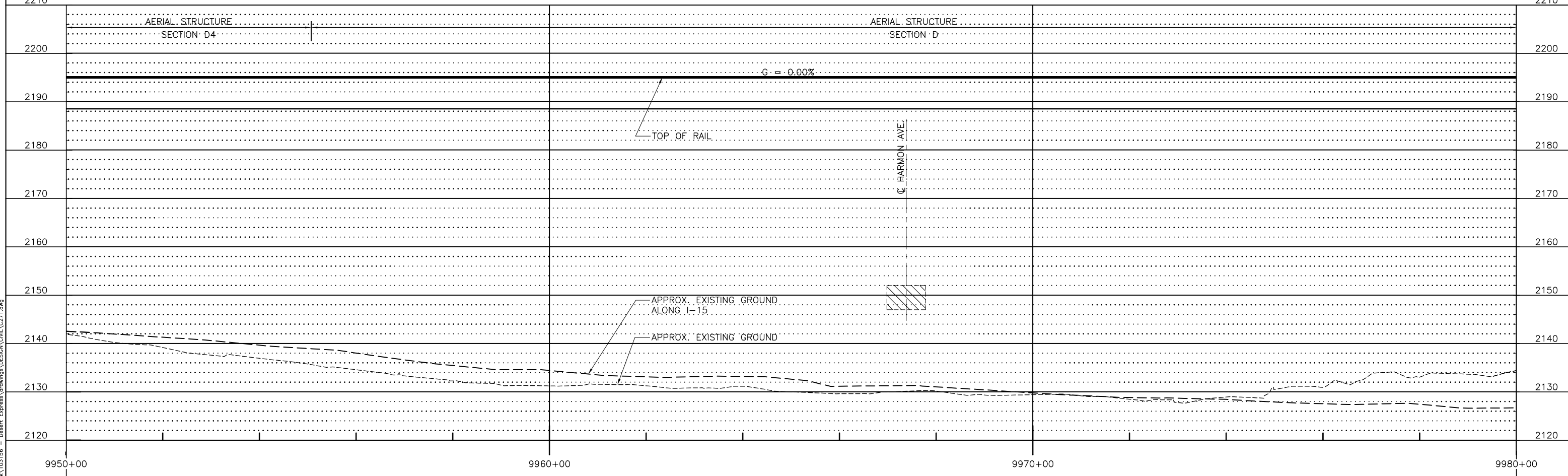
CADD FILENAME C271.dwg		
SIZE D	SCALE 1"=100'H; 1"=10'V	
CONTRACT NO.		
REV. F	SHEET NO. C276	PAGE NO.

Jun 07, 2011 10:28am L:\work\103156 - Desert Express\Drawings\DESIGN\CIVIL\C271.dwg

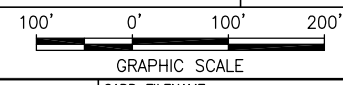




PLAN



PROFILE



REV	DATE	BY	SUB	APP	DESCRIPTION
F	01MAR11				ISSUED FOR FINAL EIS PLAN SET
E	18AUG10				
D	24JUN10				
C	18JUN10				
B	31AUG09				
A	12AUG08				

DESIGNED BY T. LUNA
DRAWN BY T. LUNA
CHECKED BY J. MAHER
IN CHARGE J. MAHER
DATE 16DEC08

**EARTH TECH | AECOM**

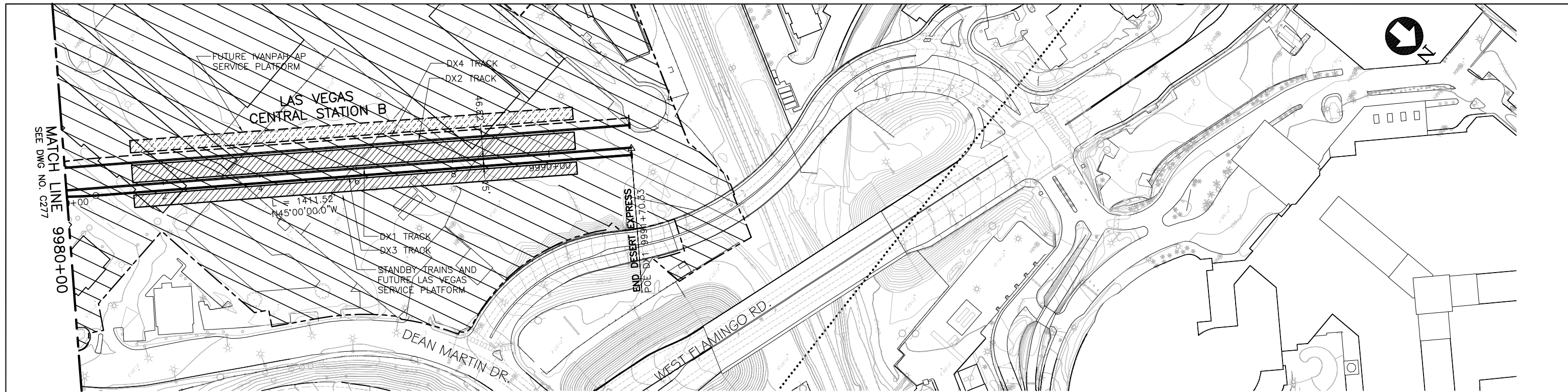
2101 Webster St., Suite 1000  
Oakland, CA 94612  
Phone: (510) 419-6000  
Fax: (510) 419-5355  
F-C-199

**DESERTXPRESS**

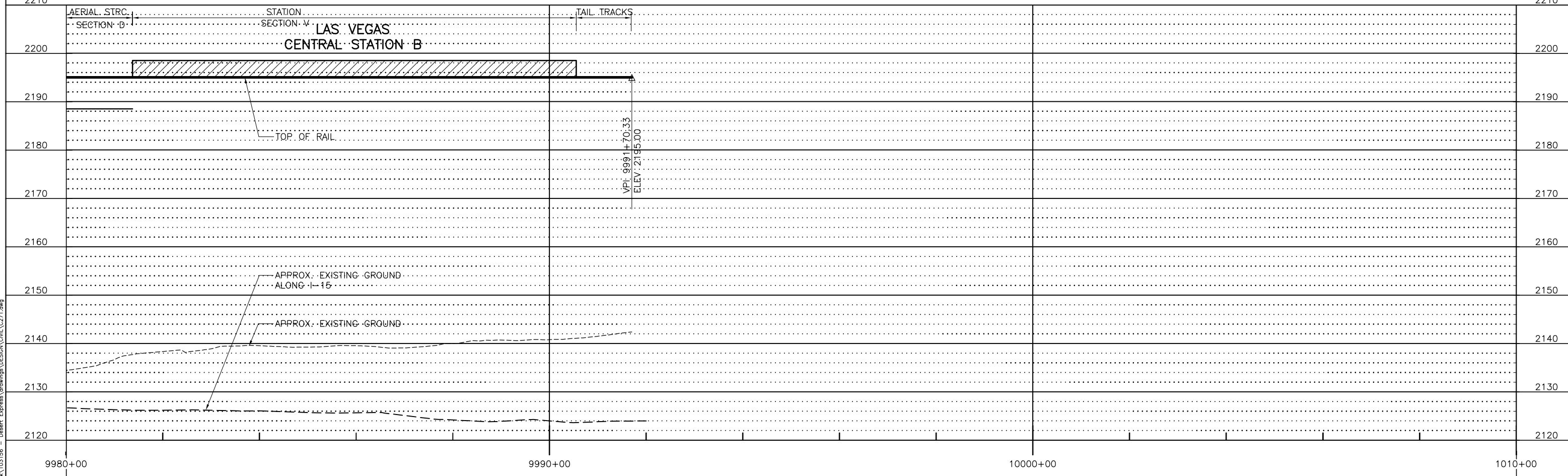
PLAN AND PROFILE  
SEGMENT 6, ALTERNATIVE B  
STA. DX1 9950+00 TO DX1 9980+00  
SHEET 177

CADD FILENAME C271.dwg
SIZE SCALE D 1"=100'H; 1"=10'V
CONTRACT NO.
REV. SHEET NO. PAGE NO. F C277

Jun07 07:2011 L:\028em L:\work\103156 - Desert Express\Drawings\DESIGN\CIVIL\C271.dwg



PLAN



PROFILE

Jun 07, 2011 10:28am L:\work\103156 - Desert Express\Drawings\DESIGN\CIVIL\C271.dwg

REV	DATE	BY	SUB	APP	DESCRIPTION
E	01MAR11				ISSUED FOR FINAL EIS PLAN SET
D	18AUG10				
C	18JUN10				
B	31AUG09				
A	12AUG08				

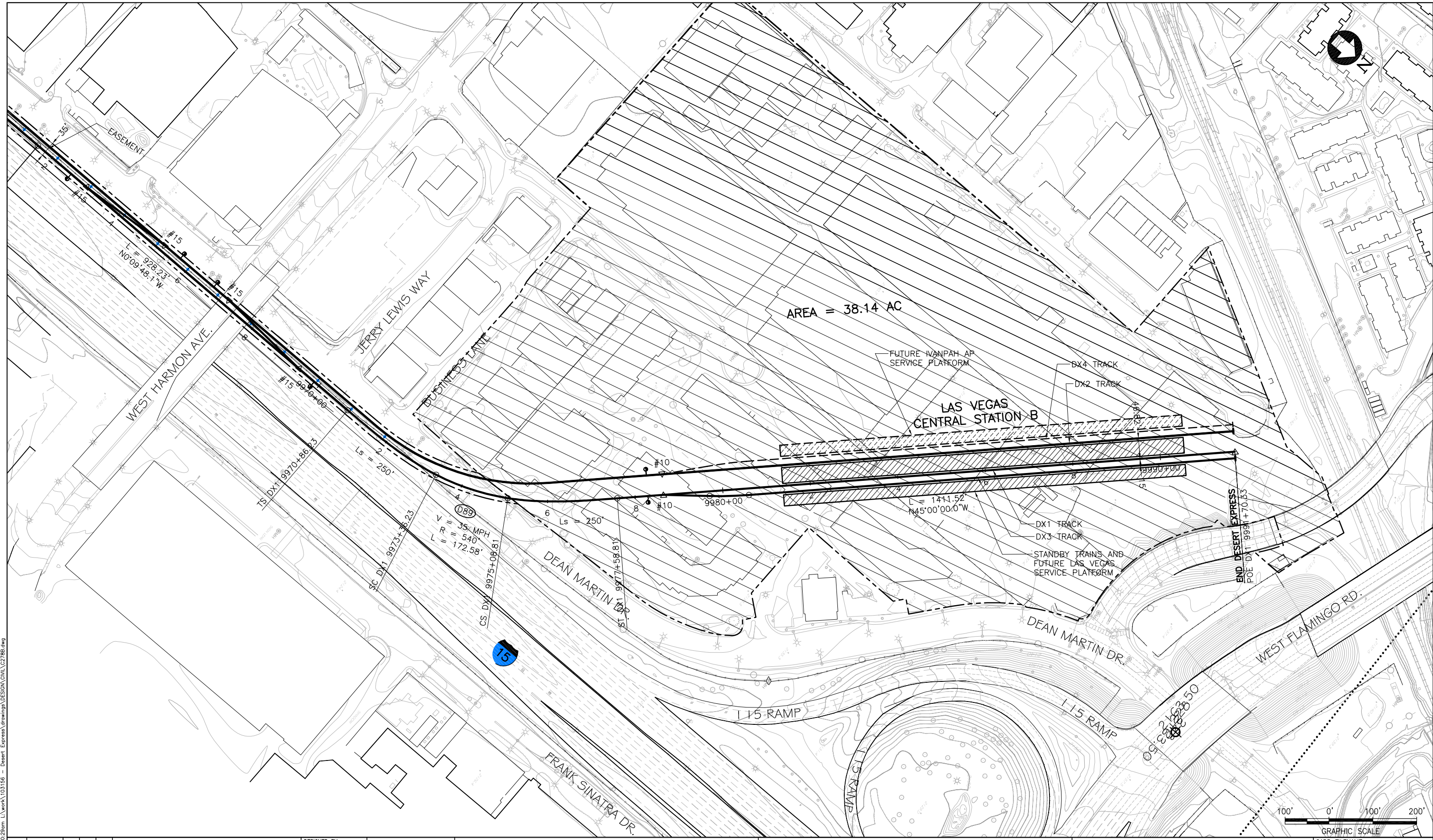
DESIGNED BY T. LUNA
DRAWN BY T. LUNA
CHECKED BY J. MAHER
IN CHARGE J. MAHER
DATE 22DEC08

**EARTH TECH | AECOM**

2101 Webster St., Suite 1000  
Oakland, CA 94612  
Phone: (510) 419-6000  
Fax: (510) 419-5355  
F-C-200

<b>DESERTXPRESS</b>		
PLAN AND PROFILE		
SEGMENT 6, ALTERNATIVE B		
STA. DX1 9980+00 TO DX1 9991+70		
SHEET 178		
CADD FILENAME C271.dwg	SIZE D	SCALE 1"=100'H; 1"=10'V
CONTRACT NO.	REV. E	SHEET NO. C278
		PAGE NO.





Jun13 10:29am L:\work\103156 - Desert Express\Drawings\DESIGN\CIVIL\C278B.dwg  
 Mar 07, 2011

REV	DATE	BY	SUB	APP	DESCRIPTION
E	01MAR11				ISSUED FOR FINAL EIS PLAN SET
D	19NOV10				
C	25JUN10				
B	31AUG09				
A	12AUG08				

DESIGNED BY  
T. LUNA  
 DRAWN BY  
T. LUNA  
 CHECKED BY  
J. MAHER  
 IN CHARGE  
J. MAHER  
 DATE  
20AUG09

**EARTH TECH | AECOM**

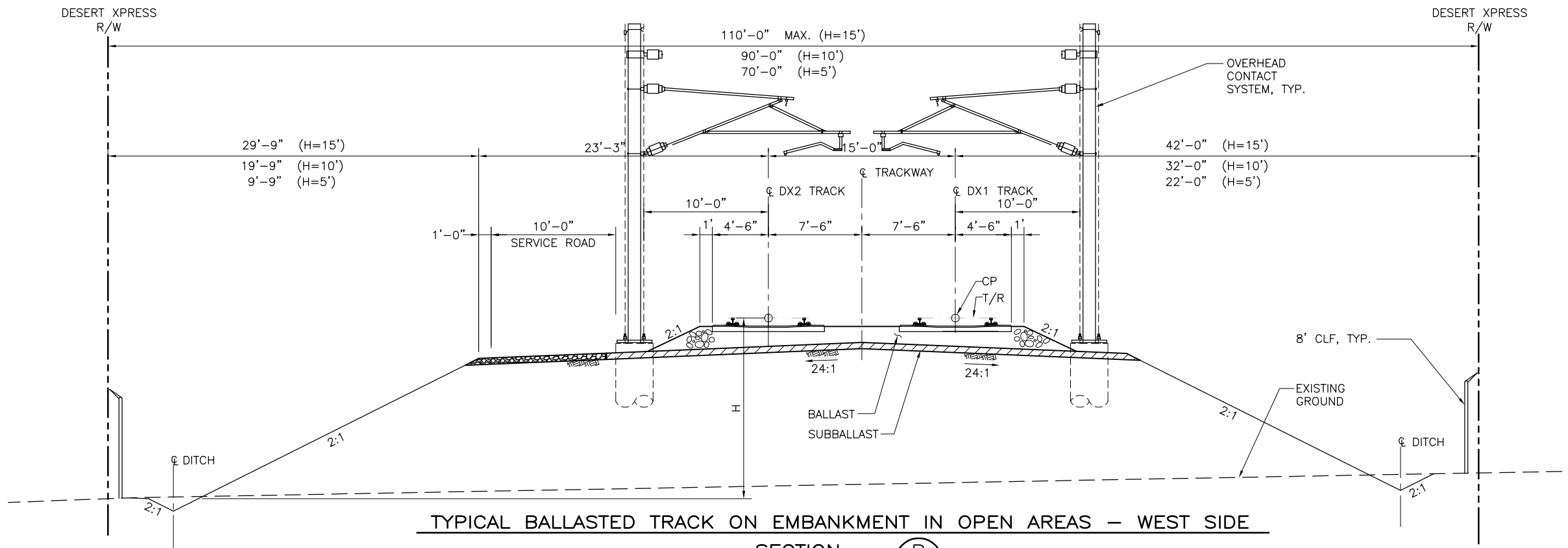
2101 Webster St., Suite 1000  
 Oakland, CA 94612  
 Phone: (510) 419-6000  
 Fax: (510) 419-5355  
 F-C-201

**DESERTXPRESS**

PLAN  
 SEGMENT 6, ALTERNATIVE B  
 LAS VEGAS CENTRAL STATION B  
 SHEET 178B

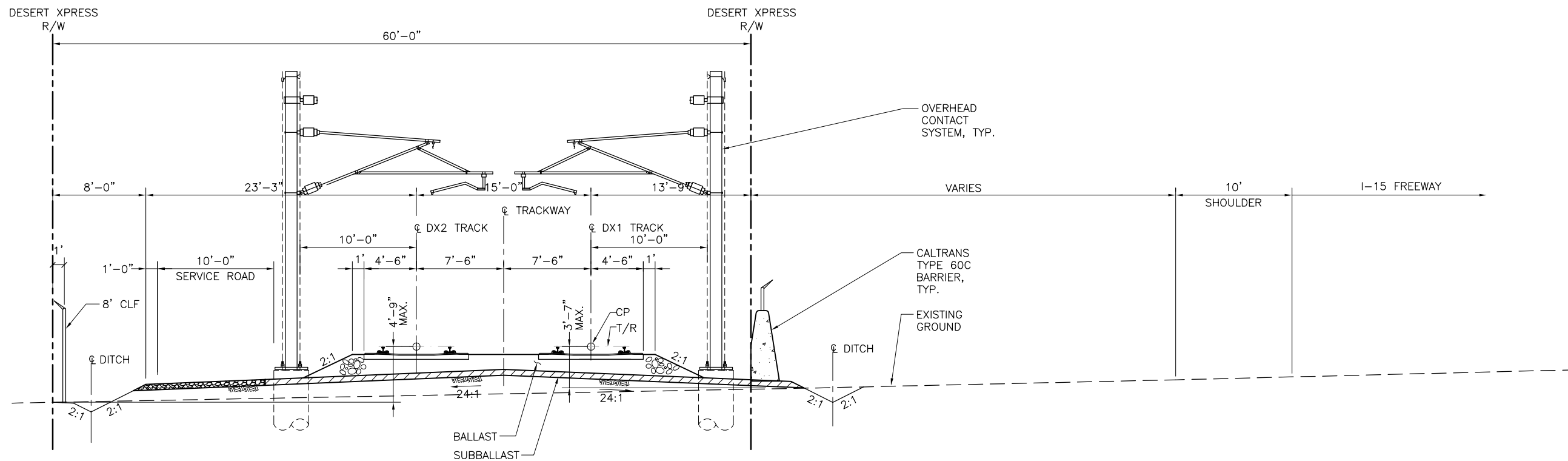
CADD FILENAME C278B.dwg		
SIZE D	SCALE 1"=100'-0"	
CONTRACT NO.		
REV. E	SHEET NO. C278B	PAGE NO.





TYPICAL BALLASTED TRACK ON EMBANKMENT IN OPEN AREAS – WEST SIDE

SECTION B  
SCALE: 1"=5'



TYPICAL BALLASTED TRACK AT-GRADE ALONG WEST SIDE OF I-15

SECTION A  
SCALE: 1"=5'

Jun 07, 2011 10:36am L:\work\103156 - Desert Express\Drawings\DESIGN\CIVIL\C501.dwg  
 Mar 07, 2011 10:36am L:\work\103156 - Desert Express\Drawings\DESIGN\CIVIL\C501.dwg

REV	DATE	BY	SUB	APP	DESCRIPTION
C	01MAR11				ISSUED FOR FINAL EIS PLAN SET
B	31AUG09				
A	12AUG08				

DESIGNED BY T. LUNA
DRAWN BY T. LUNA
CHECKED BY J. MAHER
IN CHARGE J. MAHER
DATE 11AUG08

**EARTH TECH | AECOM**

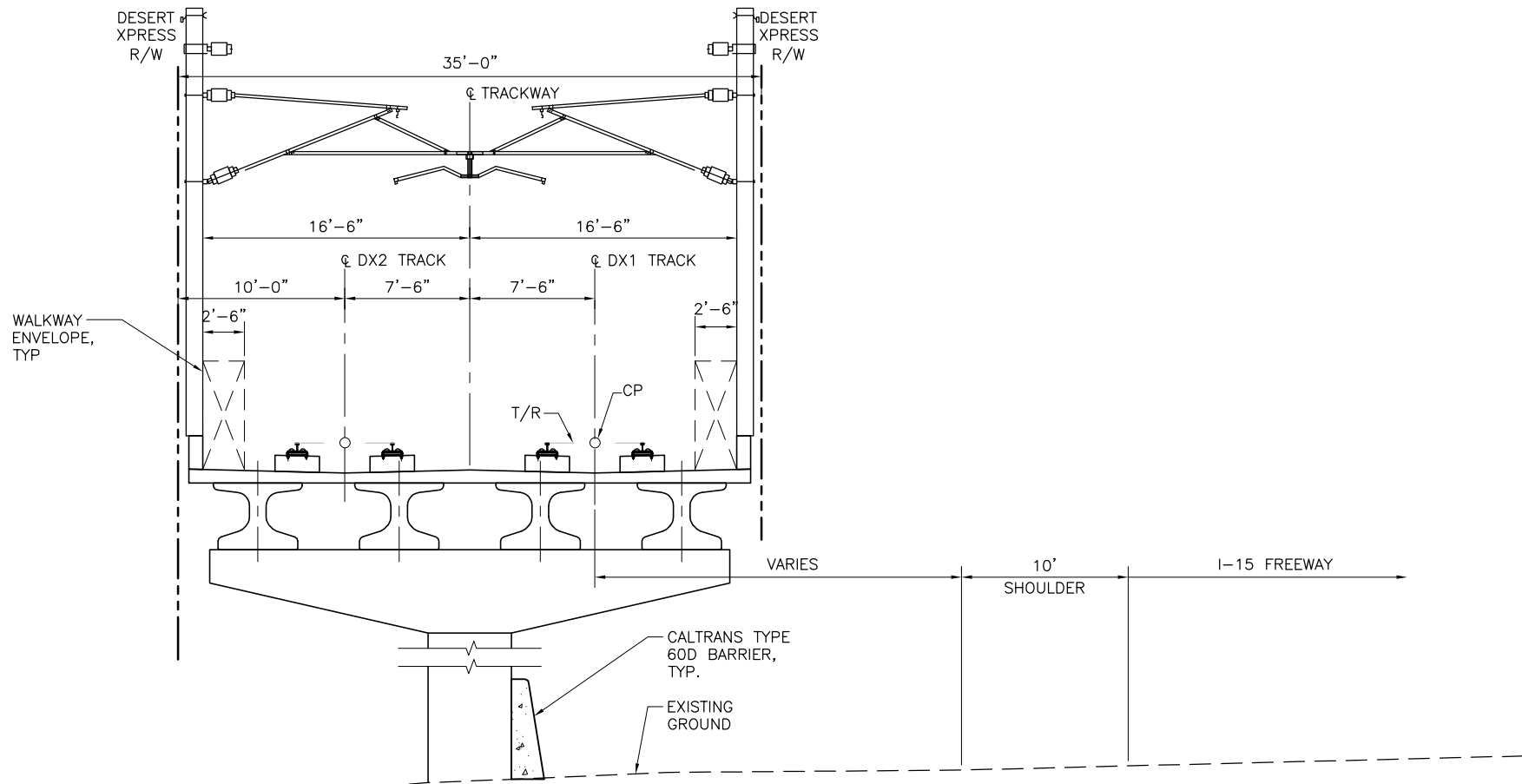
2101 Webster St., Suite 1000  
Oakland, CA 94612  
Phone: (510) 419-6000  
Fax: (510) 419-5355  
F-C-202

**DESERTXPRESS**

TYPICAL SECTIONS

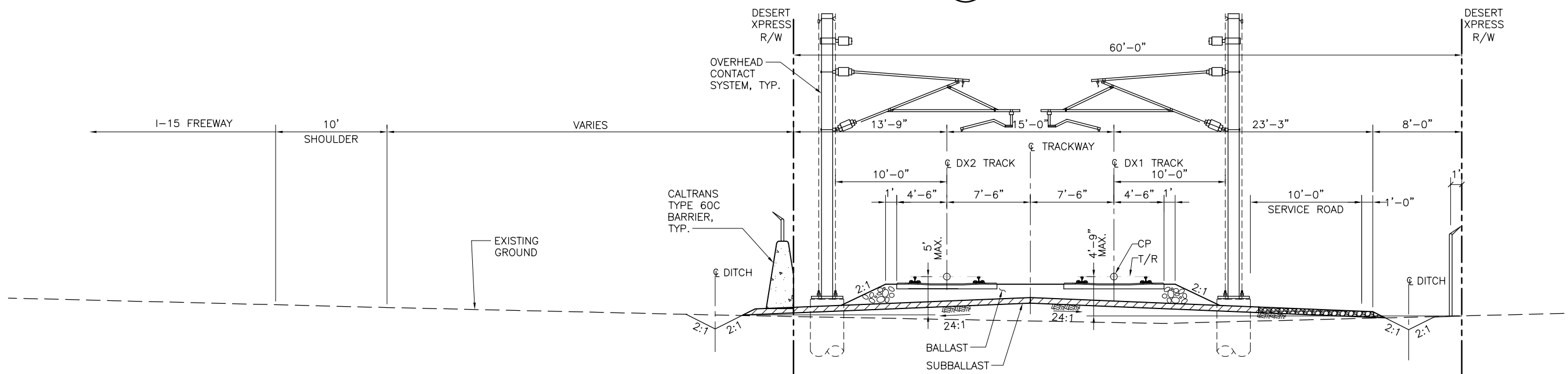
SHEET 1

CADD FILENAME C501.dwg		
SIZE D	SCALE 1"=5'-0"	
CONTRACT NO.		
REV. C	SHEET NO. C501	PAGE NO.



TYPICAL DIRECT FIXATION TRACK ON AERIAL STRUCTURE - STANDARD SPAN

SECTION D  
SCALE: 1"=5'



TYPICAL BALLASTED TRACK AT-GRADE ALONG EAST SIDE OF I-15

SECTION C  
SCALE: 1"=5'

Jun07 - Mar 07, 2011 - 10:36am L:\work\103156 - Desert Express\Drawings\DESIGN\CIVIL\C502.dwg

REV	DATE	BY	SUB	APP	DESCRIPTION
D	01MAR11				ISSUED FOR FINAL EIS PLAN SET
C	18JUN10				
B	31AUG09				
A	12AUG08				

DESIGNED BY T. LUNA
DRAWN BY T. LUNA
CHECKED BY J. MAHER
IN CHARGE J. MAHER
DATE 11AUG08

**EARTH TECH | AECOM**

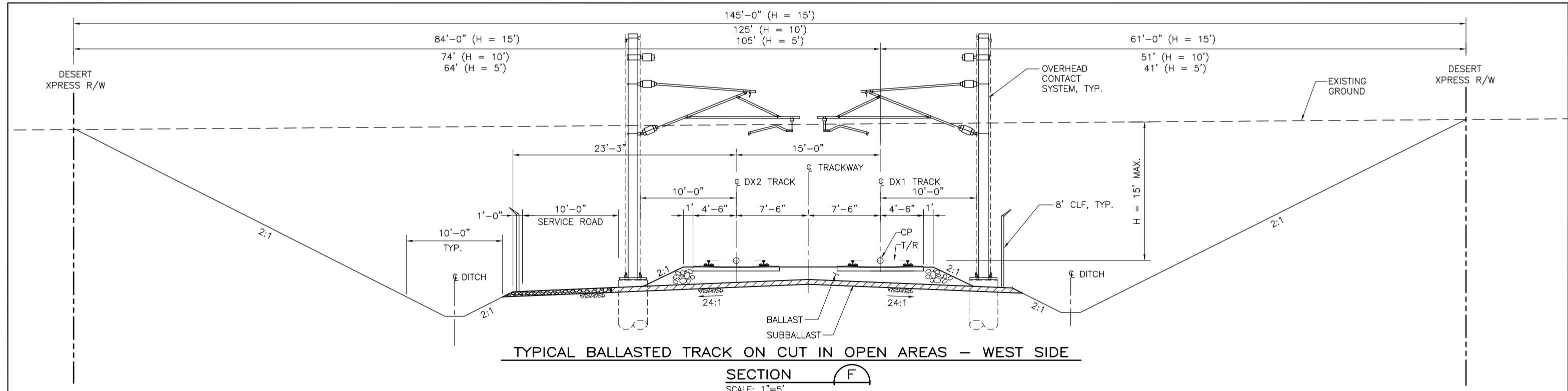
2101 Webster St., Suite 1000  
Oakland, CA 94612  
Phone: (510) 419-6000  
Fax: (510) 419-5355  
F-C-203

**DESERTXPRESS**

TYPICAL SECTIONS

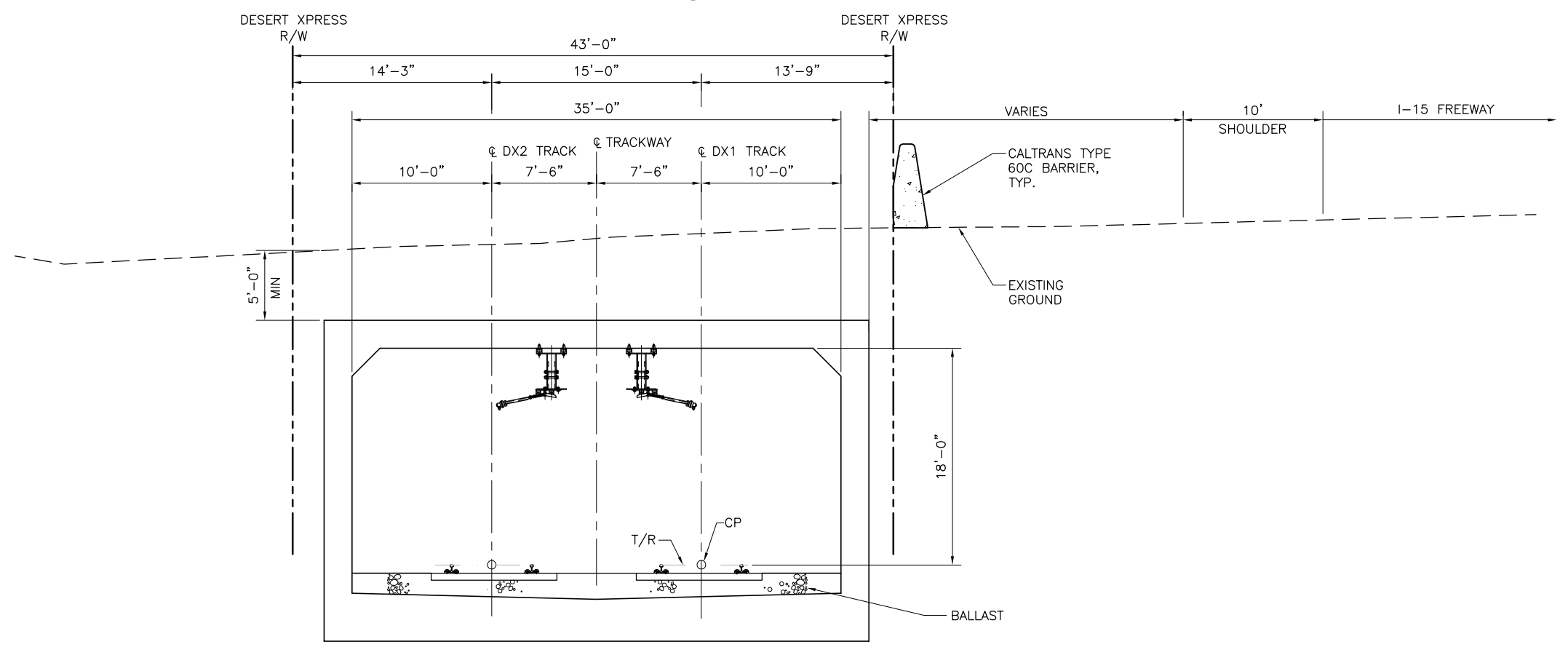
SHEET 2

CADD FILENAME C502.dwg		
SIZE D	SCALE 1"=5'-0"	
CONTRACT NO.		
REV. D	SHEET NO. C502	PAGE NO.



TYPICAL BALLASTED TRACK ON CUT IN OPEN AREAS – WEST SIDE

SECTION **F**  
SCALE: 1"=5'



TYPICAL BALLASTED TRACK IN SUBWAY BOX

SECTION **E**  
SCALE: 1"=5'

Jun 07, 2011 10:27am L:\work\103156 - Desert Express\Drawings\DESIGN\CIVIL\C503.dwg

REV	DATE	BY	SUB	APP	DESCRIPTION
C	01MAR11				ISSUED FOR FINAL EIS PLAN SET
B	31AUG09				
A	12AUG08				

DESIGNED BY  
T. LUNA  
 DRAWN BY  
T. LUNA  
 CHECKED BY  
J. MAHER  
 IN CHARGE  
J. MAHER  
 DATE  
11AUG08

**EARTH TECH | AECOM**

2101 Webster St., Suite 1000  
 Oakland, CA 94612  
 Phone: (510) 419-6000  
 Fax: (510) 419-5355  
 F-C-204

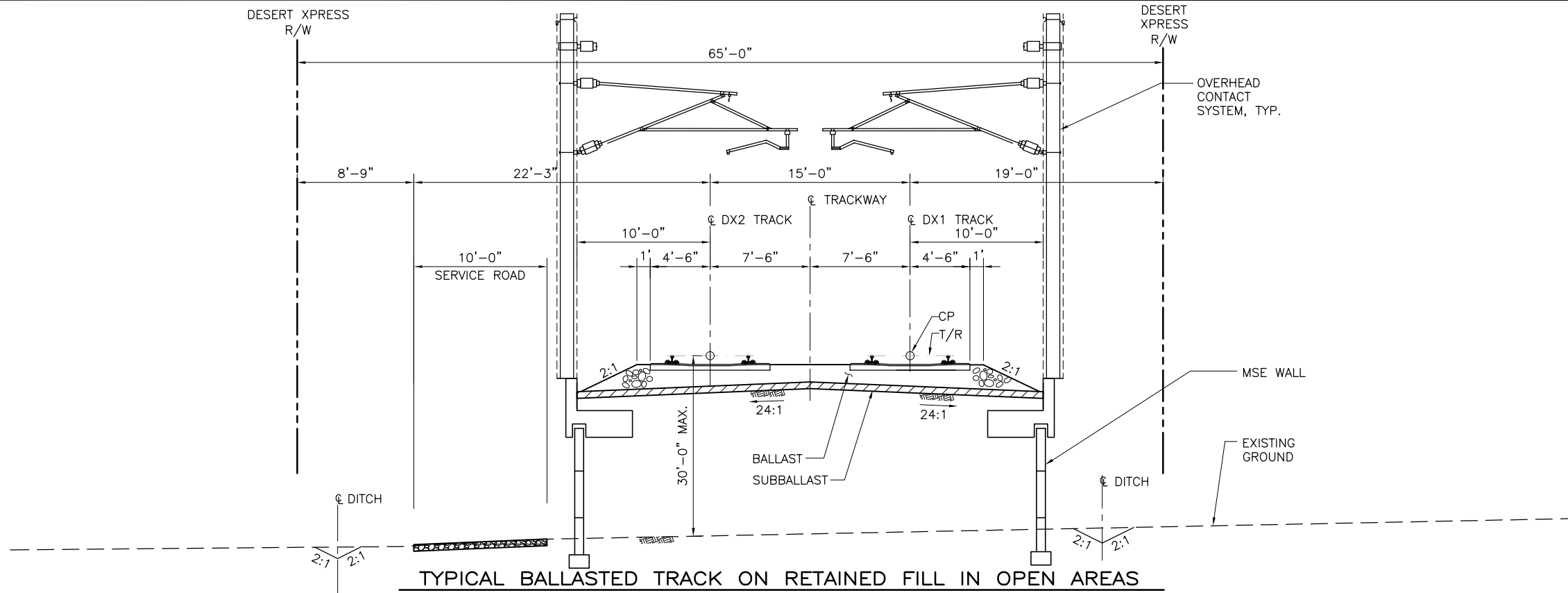
**DESERT XPRESS**

TYPICAL SECTIONS

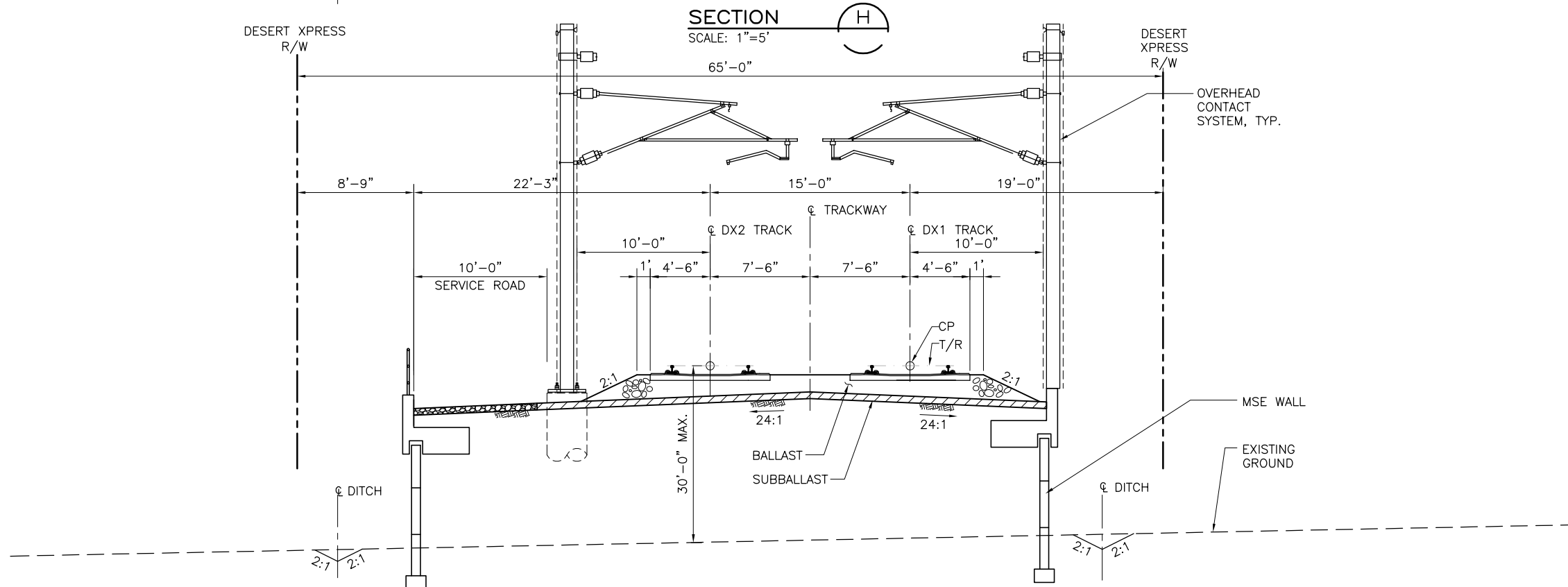
SHEET 3

CADD FILENAME C503.dwg		
SIZE D	SCALE 1"=5'-0"	
CONTRACT NO.		
REV. C	SHEET NO. C503	PAGE NO.





TYPICAL BALLASTED TRACK ON RETAINED FILL IN OPEN AREAS



TYPICAL BALLASTED TRACK ON RETAINED FILL WITH SERVICE ROAD IN OPEN AREAS - WEST SIDE

SECTION H  
SCALE: 1"=5'

SECTION G  
SCALE: 1"=5'

Jun 07, 2011 10:27am L:\work\103156 - Desert Express\Drawings\DESIGN\CIVIL\C504.dwg  
 Mar 07, 2011 10:27am L:\work\103156 - Desert Express\Drawings\DESIGN\CIVIL\C504.dwg

REV	DATE	BY	SUB	APP	DESCRIPTION
C	01MAR11				ISSUED FOR FINAL EIS PLAN SET
B	31AUG09				
A	12AUG08				

DESIGNED BY  
T. LUNA  
 DRAWN BY  
T. LUNA  
 CHECKED BY  
J. MAHER  
 IN CHARGE  
J. MAHER  
 DATE  
11AUG08

**EARTH TECH | AECOM**

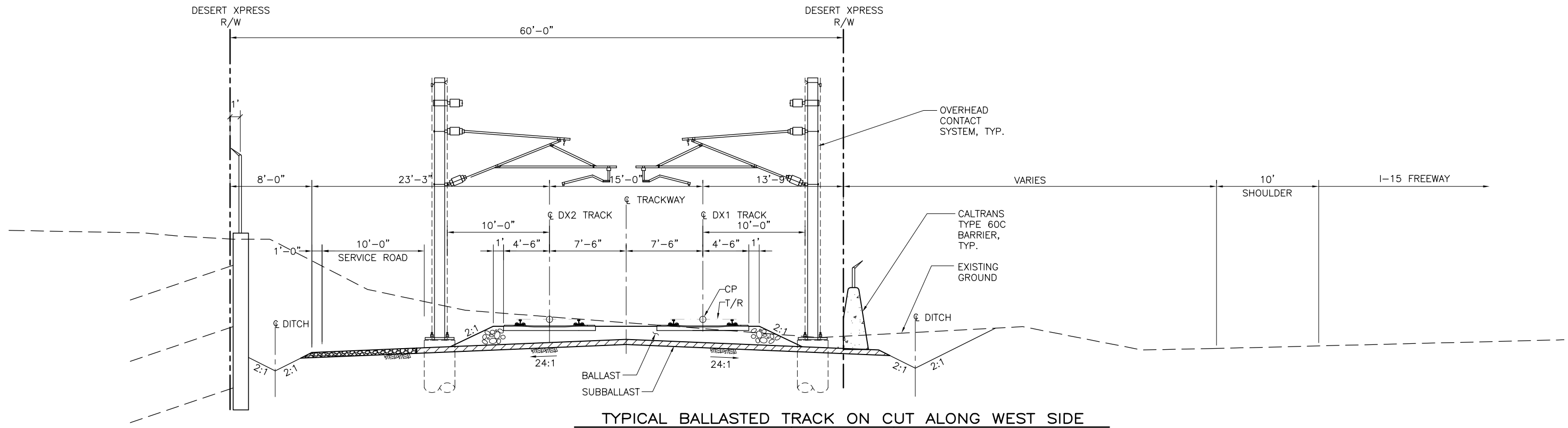
2101 Webster St., Suite 1000  
 Oakland, CA 94612  
 Phone: (510) 419-6000  
 Fax: (510) 419-5355  
 F-C-205

**DESERTXPRESS**

TYPICAL SECTIONS

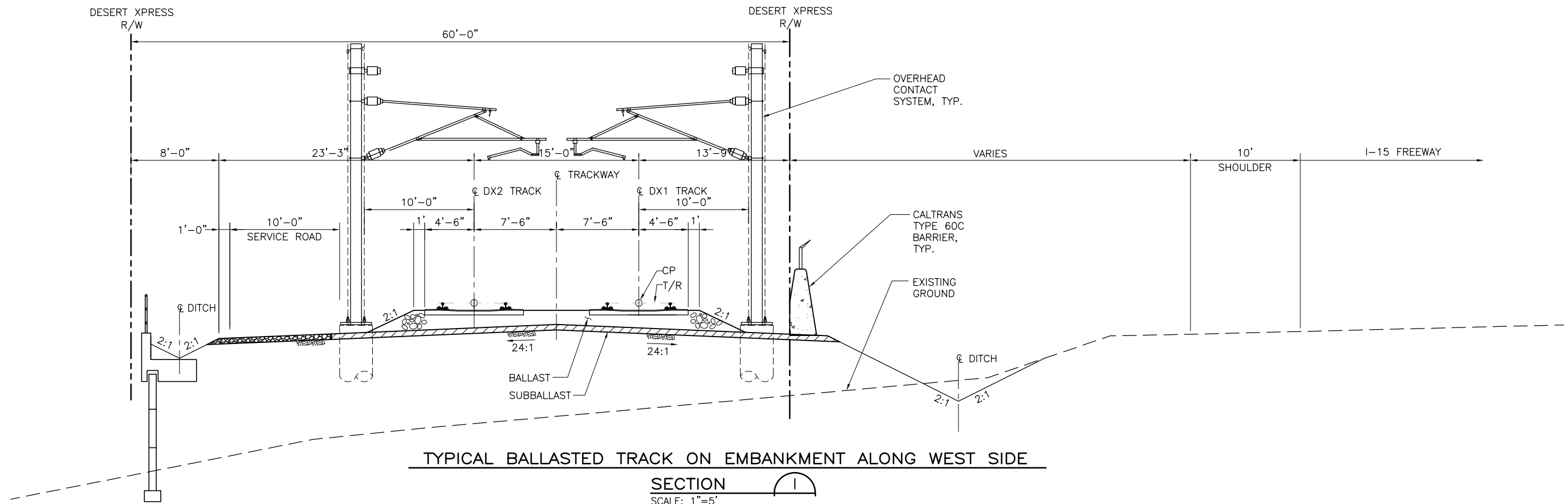
SHEET 4

CADD FILENAME C504.dwg		
SIZE D	SCALE 1"=5'-0"	
CONTRACT NO.		
REV. C	SHEET NO. C504	PAGE NO.



TYPICAL BALLASTED TRACK ON CUT ALONG WEST SIDE

SECTION J  
SCALE: 1"=5'



TYPICAL BALLASTED TRACK ON EMBANKMENT ALONG WEST SIDE

SECTION I  
SCALE: 1"=5'

Jun 07, 2011 10:39am L:\work\103156 - Desert Express\Drawings\DESIGN\CIVIL\C505.dwg

REV	DATE	BY	SUB	APP	DESCRIPTION
C	01MAR11				ISSUED FOR FINAL EIS PLAN SET
B	31AUG09				
A	12AUG08				

DESIGNED BY T. LUNA
DRAWN BY T. LUNA
CHECKED BY J. MAHER
IN CHARGE J. MAHER
DATE 19SEP08

**EARTH TECH | AECOM**

2101 Webster St., Suite 1000  
Oakland, CA 94612  
Phone: (510) 419-6000  
Fax: (510) 419-5355  
F-C-206

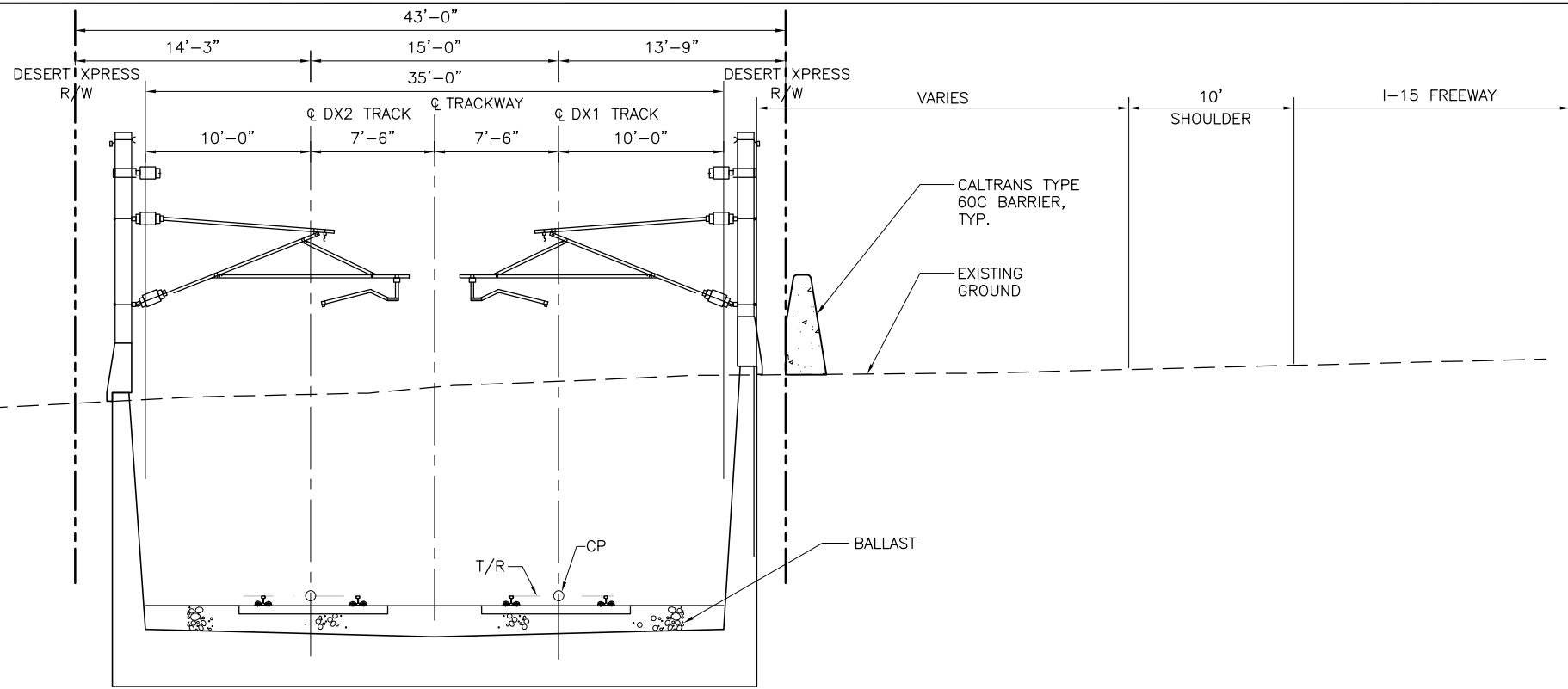
**DESERTXPRESS**

TYPICAL SECTIONS

SHEET 5

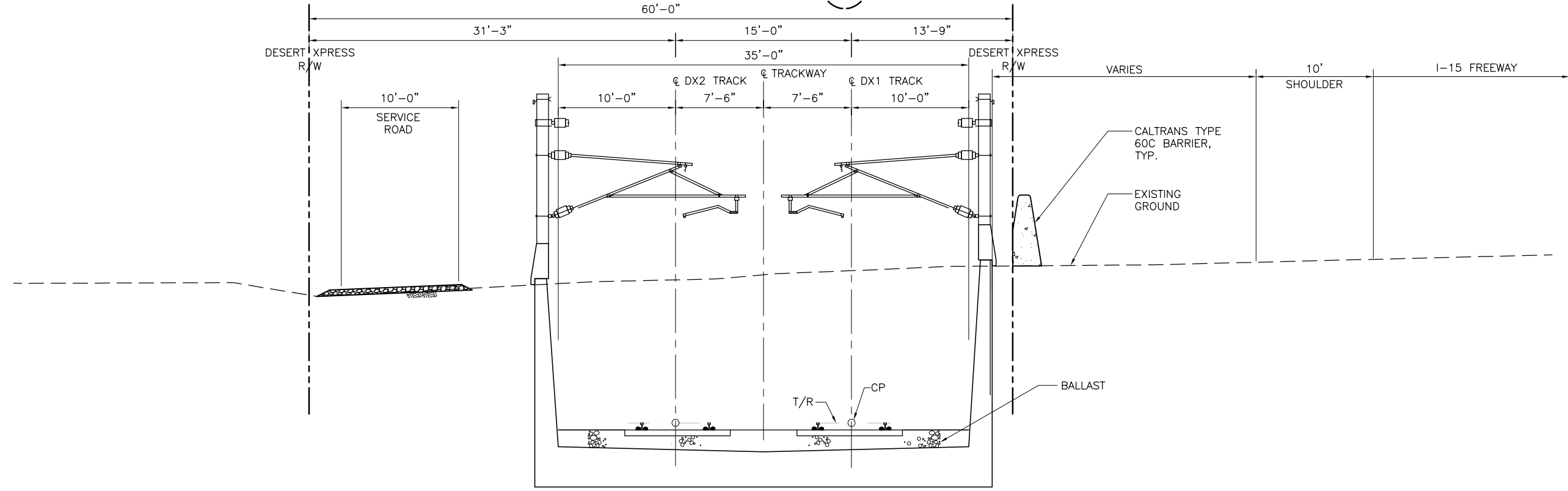
CADD FILENAME C505.dwg		
SIZE D	SCALE 1"=5'-0"	
CONTRACT NO.		
REV. C	SHEET NO. C505	PAGE NO.

Jun07 - Mar 07, 2011 - 10:39am L:\work\103156 - Desert Express\Drawings\DESIGN\CIVIL\C506.dwg



TYPICAL BALLASTED TRACK IN RETAINED CUT

SECTION K1  
SCALE: 1"=5'



TYPICAL BALLASTED TRACK IN RETAINED CUT

SECTION K  
SCALE: 1"=5'

REV	DATE	BY	SUB	APP	DESCRIPTION
C	01MAR11				ISSUED FOR FINAL EIS PLAN SET
B	31AUG09				
A	12AUG08				

DESIGNED BY T. LUNA
DRAWN BY T. LUNA
CHECKED BY J. MAHER
IN CHARGE J. MAHER
DATE 19SEP08

**EARTH TECH | AECOM**

2101 Webster St., Suite 1000  
Oakland, CA 94612  
Phone: (510) 419-6000  
Fax: (510) 419-5355  
F-C-207

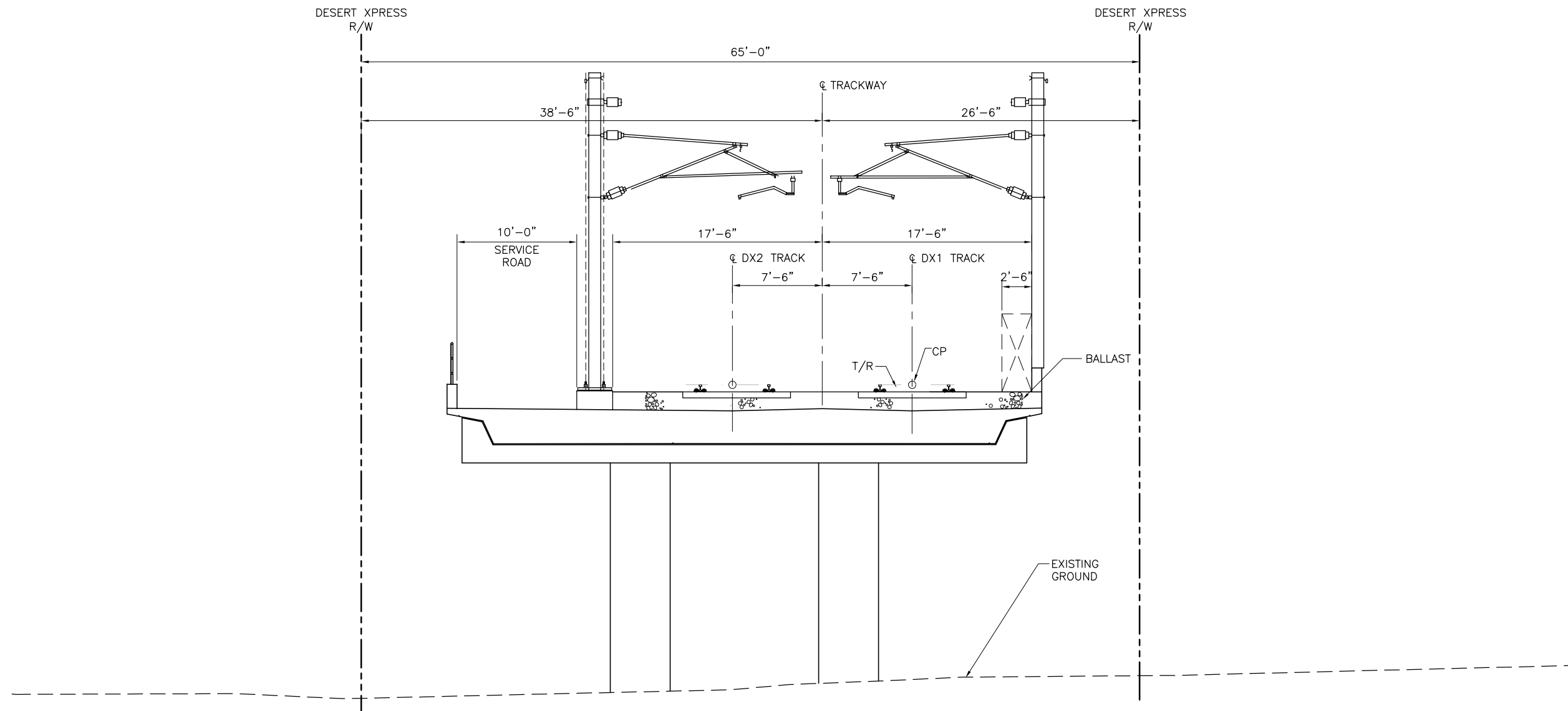
**DESERTXPRESS**  
TYPICAL SECTIONS

SHEET 6

CADD FILENAME C506.dwg		
SIZE D	SCALE 1"=5'-0"	
CONTRACT NO.		
REV. C	SHEET NO. C506	PAGE NO.



Jun 07, 2011 10:39am L:\work\103156 - Desert Express\Drawings\DESIGN\CIVIL\C507.dwg



TYPICAL BALLASTED TRACK ON AERIAL STRUCTURE WITH SERVICE ROAD IN OPEN AREAS

SECTION L  
SCALE: 1"=5'

REV	DATE	BY	SUB	APP	DESCRIPTION
C	01MAR11				ISSUED FOR FINAL EIS PLAN SET
B	31AUG09				
A	12AUG08				

DESIGNED BY  
T. LUNA  
 DRAWN BY  
T. LUNA  
 CHECKED BY  
J. MAHER  
 IN CHARGE  
J. MAHER  
 DATE  
19SEP08

**EARTH TECH | AECOM**

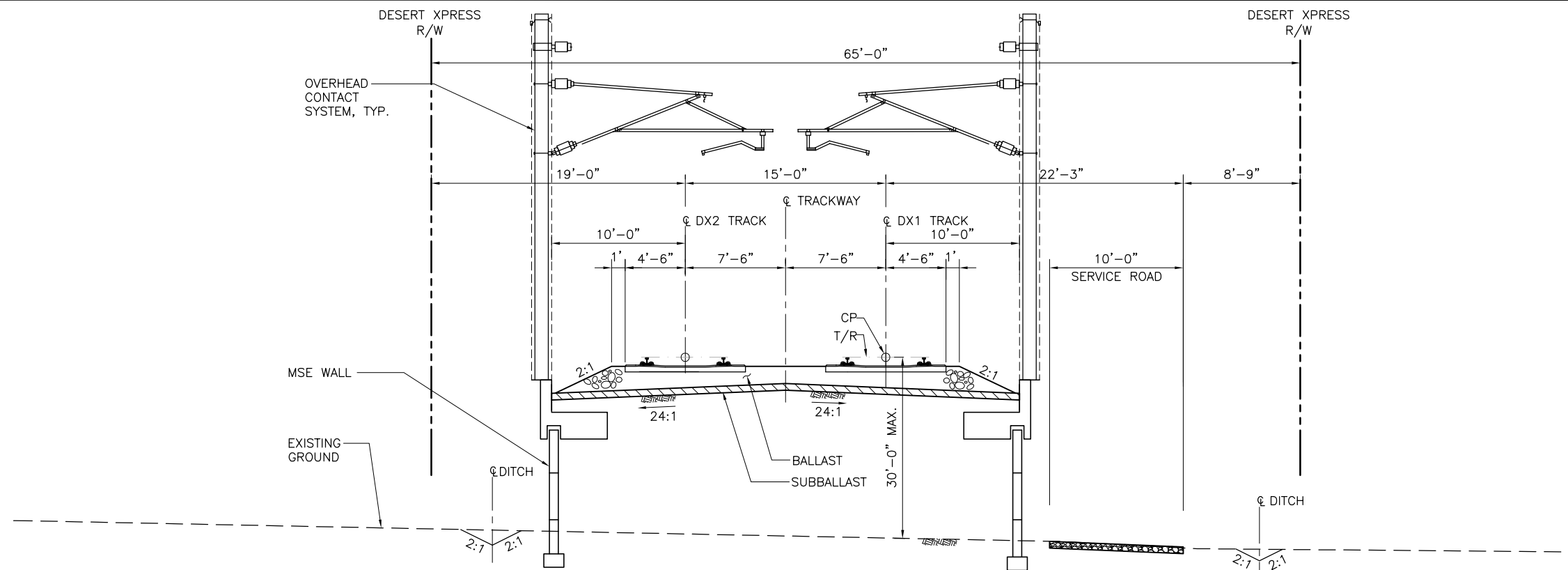
2101 Webster St., Suite 1000  
 Oakland, CA 94612  
 Phone: (510) 419-6000  
 Fax: (510) 419-5355  
 F-C-208

**DESERTXPRESS**

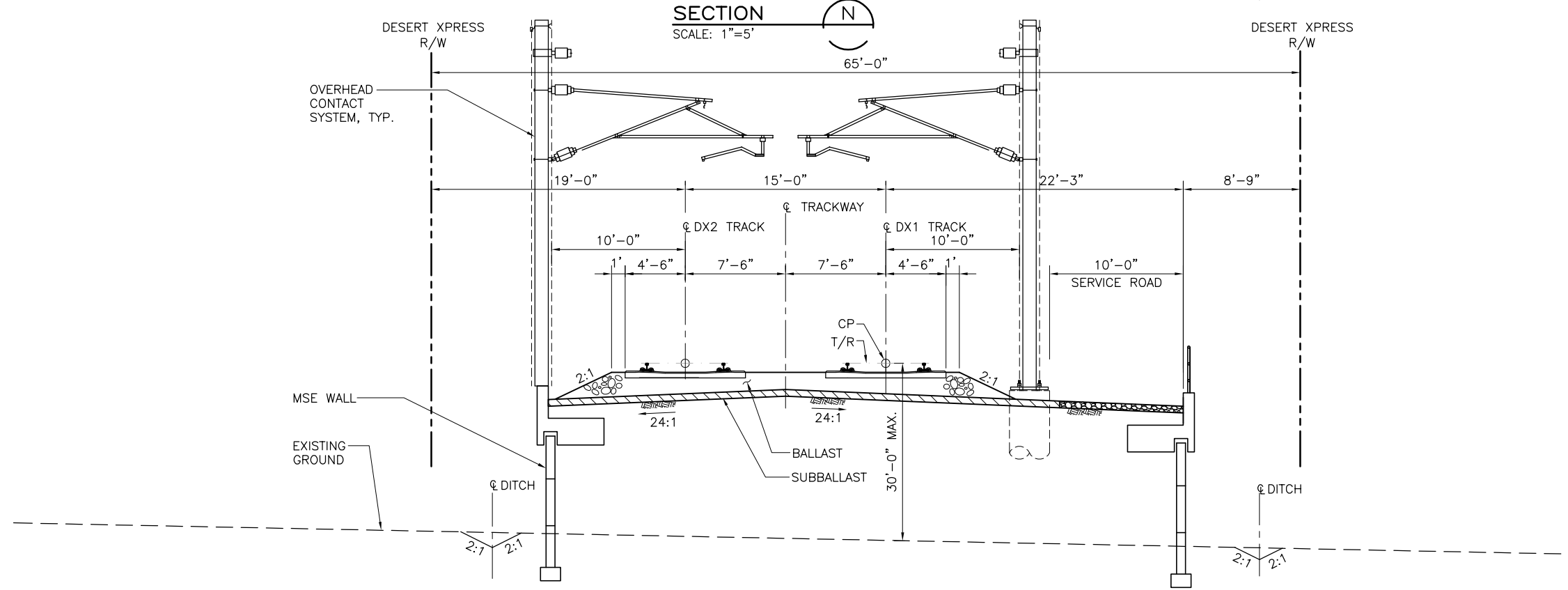
TYPICAL SECTIONS

SHEET 7

CADD FILENAME C507.dwg		
SIZE D	SCALE 1"=5'-0"	
CONTRACT NO.		
REV. C	SHEET NO. C507	PAGE NO.



TYPICAL BALLASTED TRACK ON RETAINED FILL IN OPEN AREAS - EAST SIDE



TYPICAL BALLASTED TRACK ON RETAINED FILL WITH SERVICE ROAD IN OPEN AREAS - EAST SIDE

SECTION N  
SCALE: 1"=5'

SECTION M  
SCALE: 1"=5'

Jun 07, 2011 10:40am L:\work\103156 - Desert Express\Drawings\DESIGN\CIVIL\C508.dwg

REV	DATE	BY	SUB	APP	DESCRIPTION
C	01MAR11				ISSUED FOR FINAL EIS PLAN SET
B	31AUG09				
A	12AUG08				

DESIGNED BY  
T. LUNA  
 DRAWN BY  
T. LUNA  
 CHECKED BY  
J. MAHER  
 IN CHARGE  
J. MAHER  
 DATE  
19SEP08

**EARTH TECH | AECOM**

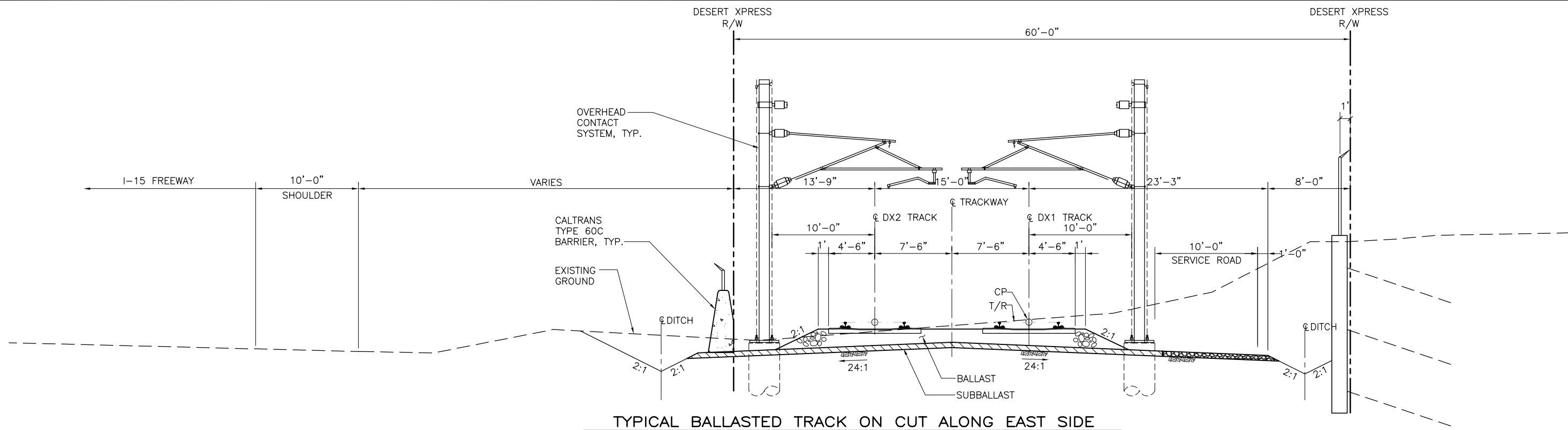
2101 Webster St., Suite 1000  
 Oakland, CA 94612  
 Phone: (510) 419-6000  
 Fax: (510) 419-5355  
 F-C-209

**DESERTXPRESS**

TYPICAL SECTIONS

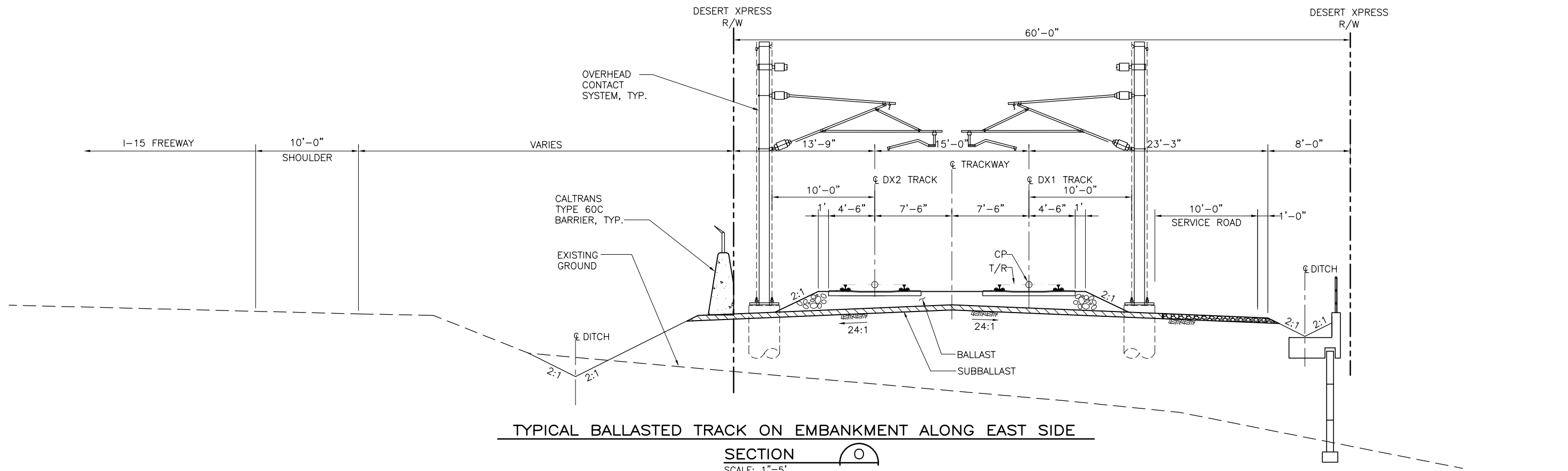
SHEET 8

CADD FILENAME C508.dwg		
SIZE D	SCALE 1"=5'-0"	
CONTRACT NO.		
REV. C	SHEET NO. C508	PAGE NO.



TYPICAL BALLASTED TRACK ON CUT ALONG EAST SIDE

SECTION P  
SCALE: 1"=5'



TYPICAL BALLASTED TRACK ON EMBANKMENT ALONG EAST SIDE

SECTION O  
SCALE: 1"=5'

Jun07 - Mar 07, 2011 - 10:40am L:\work\103156 - Desert Express\Drawings\DESIGN\CIVIL\C509.dwg

REV	DATE	BY	SUB	APP	DESCRIPTION
C	01MAR11				ISSUED FOR FINAL EIS PLAN SET
B	31AUG09				
A	12AUG08				

DESIGNED BY T. LUNA
DRAWN BY T. LUNA
CHECKED BY J. MAHER
IN CHARGE J. MAHER
DATE 19SEP08

**EARTH TECH | AECOM**

2101 Webster St., Suite 1000  
Oakland, CA 94612  
Phone: (510) 419-6000  
Fax: (510) 419-5355  
F-C-210

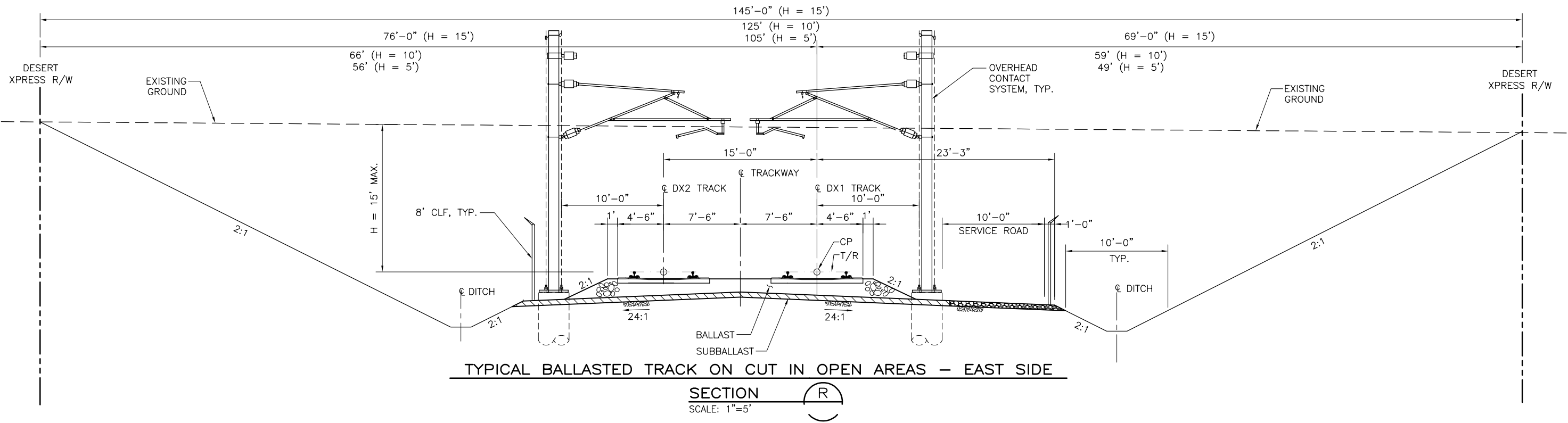
**DESERTXPRESS**

TYPICAL SECTIONS

SHEET 9

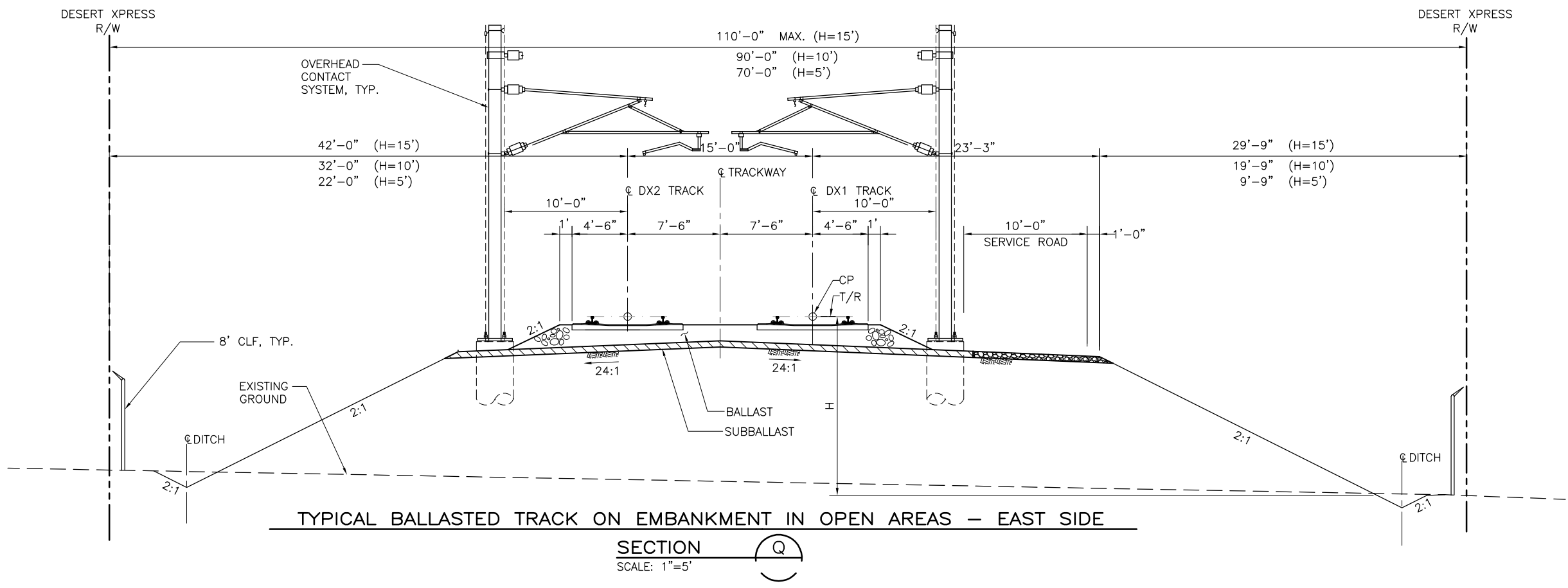
CADD FILENAME C509.dwg		
SIZE D	SCALE 1"=5'-0"	
CONTRACT NO.		
REV. C	SHEET NO. C509	PAGE NO.





TYPICAL BALLASTED TRACK ON CUT IN OPEN AREAS - EAST SIDE

SECTION R  
SCALE: 1"=5'



TYPICAL BALLASTED TRACK ON EMBANKMENT IN OPEN AREAS - EAST SIDE

SECTION Q  
SCALE: 1"=5'

Jun 07, 2011 10:40am L:\work\103156 - Desert Express\Drawings\DESIGN\CIVIL\C510.dwg

REV	DATE	BY	SUB	APP	DESCRIPTION
C	01MAR11				ISSUED FOR FINAL EIS PLAN SET
B	31AUG09				
A	12AUG08				

DESIGNED BY  
T. LUNA  
 DRAWN BY  
T. LUNA  
 CHECKED BY  
J. MAHER  
 IN CHARGE  
J. MAHER  
 DATE  
19SEP08

**EARTH TECH | AECOM**

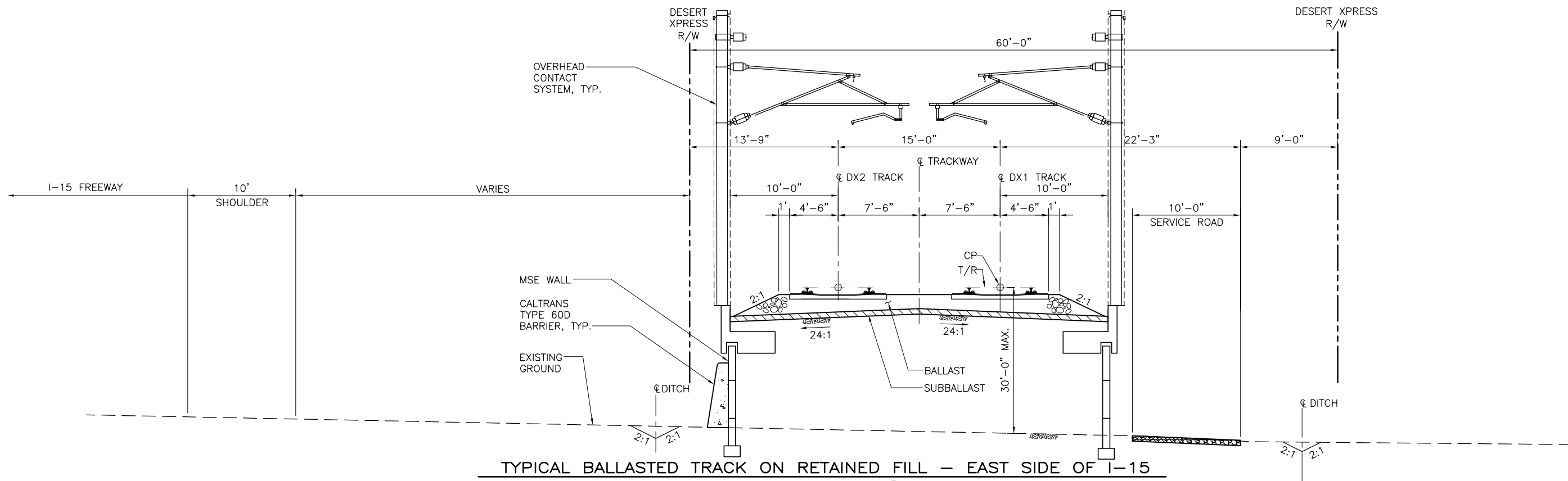
2101 Webster St., Suite 1000  
 Oakland, CA 94612  
 Phone: (510) 419-6000  
 Fax: (510) 419-5355  
 F-C-211

**DESERTXPRESS**

TYPICAL SECTIONS

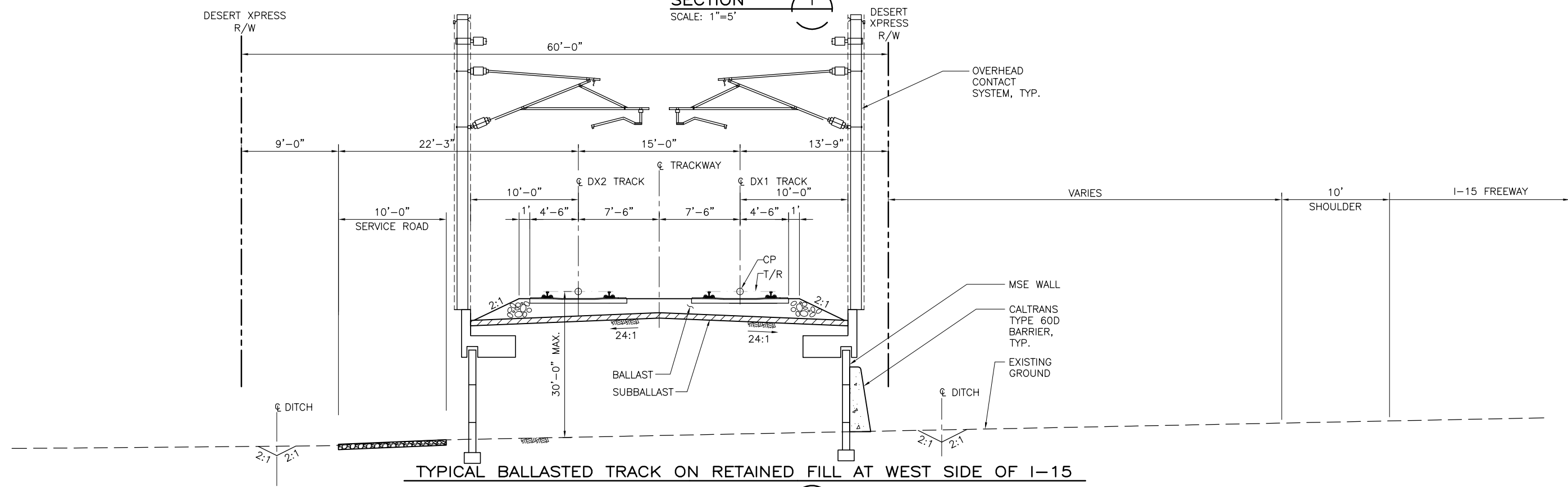
SHEET 10

CADD FILENAME C510.dwg		
SIZE D	SCALE 1"=5'-0"	
CONTRACT NO.		
REV. C	SHEET NO. C510	PAGE NO.



TYPICAL BALLASTED TRACK ON RETAINED FILL – EAST SIDE OF I-15

SECTION T  
SCALE: 1"=5'



TYPICAL BALLASTED TRACK ON RETAINED FILL AT WEST SIDE OF I-15

SECTION S  
SCALE: 1"=5'

Jun 07, 2011 10:41 am L:\work\103156 - Desert Express\Drawings\DESIGN\CIVIL\C511.dwg  
 Mar 07, 2011 10:41 am L:\work\103156 - Desert Express\Drawings\DESIGN\CIVIL\C511.dwg

REV	DATE	BY	SUB	APP	DESCRIPTION
C	01MAR11				ISSUED FOR FINAL EIS PLAN SET
B	31AUG09				
A	12AUG08				

DESIGNED BY T. LUNA
DRAWN BY T. LUNA
CHECKED BY J. MAHER
IN CHARGE J. MAHER
DATE 19SEP08

**EARTH TECH | AECOM**

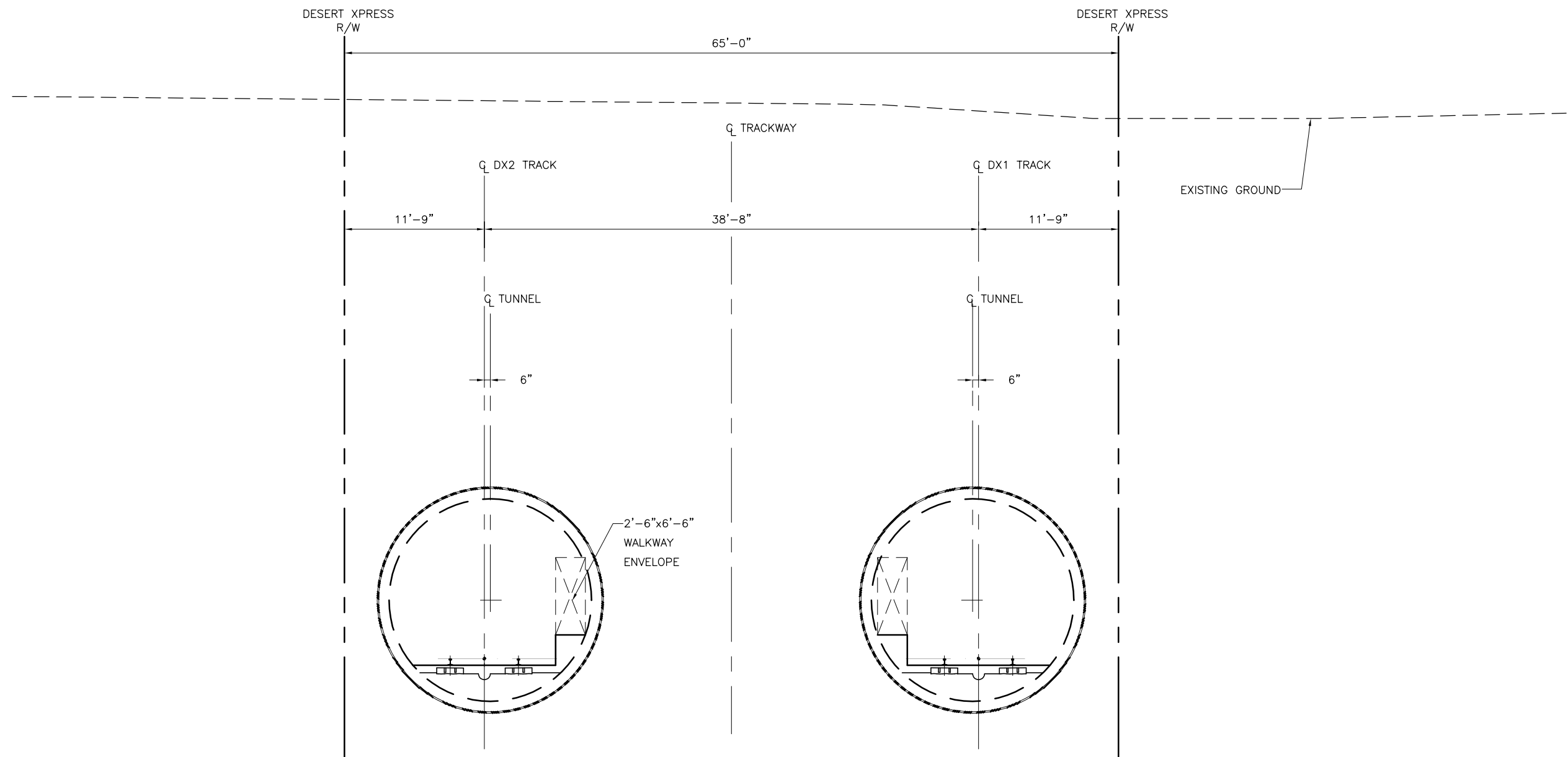
2101 Webster St., Suite 1000  
Oakland, CA 94612  
Phone: (510) 419-6000  
Fax: (510) 419-5355  
F-C-212

**DESERTXPRESS**

TYPICAL SECTIONS

SHEET 11

CADD FILENAME C511.dwg		
SIZE D	SCALE 1"=5'-0"	
CONTRACT NO.		
REV. C	SHEET NO. C511	PAGE NO.



TYPICAL DIRECT FIXATION TRACK ON BORED TUNNEL

SECTION U  
SCALE: 1"=5'

Jun07 - Mar 07, 2011 - 10:41 am L:\work\103156 - Desert Express\Drawings\DESIGN\CIVIL\C512.dwg

REV	DATE	BY	SUB	APP	DESCRIPTION
C	01MAR11				ISSUED FOR FINAL EIS PLAN SET
B	31AUG09				
A	12AUG08				

DESIGNED BY T. LUNA
DRAWN BY T. LUNA
CHECKED BY J. MAHER
IN CHARGE J. MAHER
DATE 19SEP08

**EARTH TECH | AECOM**

2101 Webster St., Suite 1000  
Oakland, CA 94612  
Phone: (510) 419-6000  
Fax: (510) 419-5355  
F-C-213

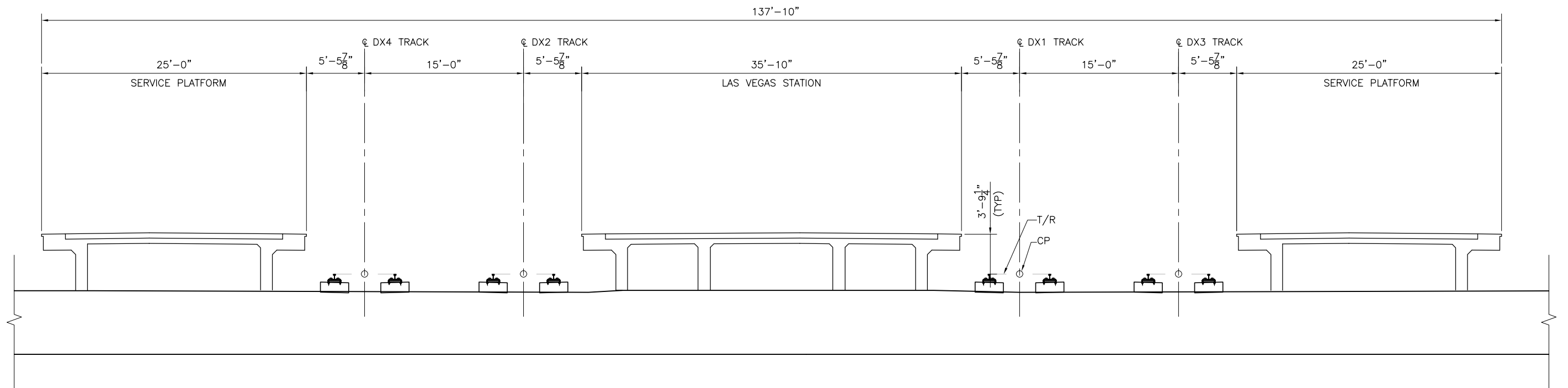
**DESERT XPRESS**

TYPICAL SECTIONS

SHEET 12

CADD FILENAME C512.dwg		
SIZE D	SCALE 1"=5'-0"	
CONTRACT NO.		
REV. C	SHEET NO. C512	PAGE NO.





TYPICAL DIRECT FIXATION TRACK AT LAS VEGAS STATION

SECTION   
SCALE: 1"=5'

Jun07 - Mar 07, 2011 - 10:42am L:\work\103156 - Desert Express\Drawings\DESIGN\CIVIL\C513.dwg

REV	DATE	BY	SUB	APP	DESCRIPTION
C	01MAR11				ISSUED FOR FINAL EIS PLAN SET
B	31AUG09				
A	12AUG08				

DESIGNED BY  
T. LUNA  
 DRAWN BY  
T. LUNA  
 CHECKED BY  
J. MAHER  
 IN CHARGE  
J. MAHER  
 DATE  
17DEC08

**EARTH TECH | AECOM**

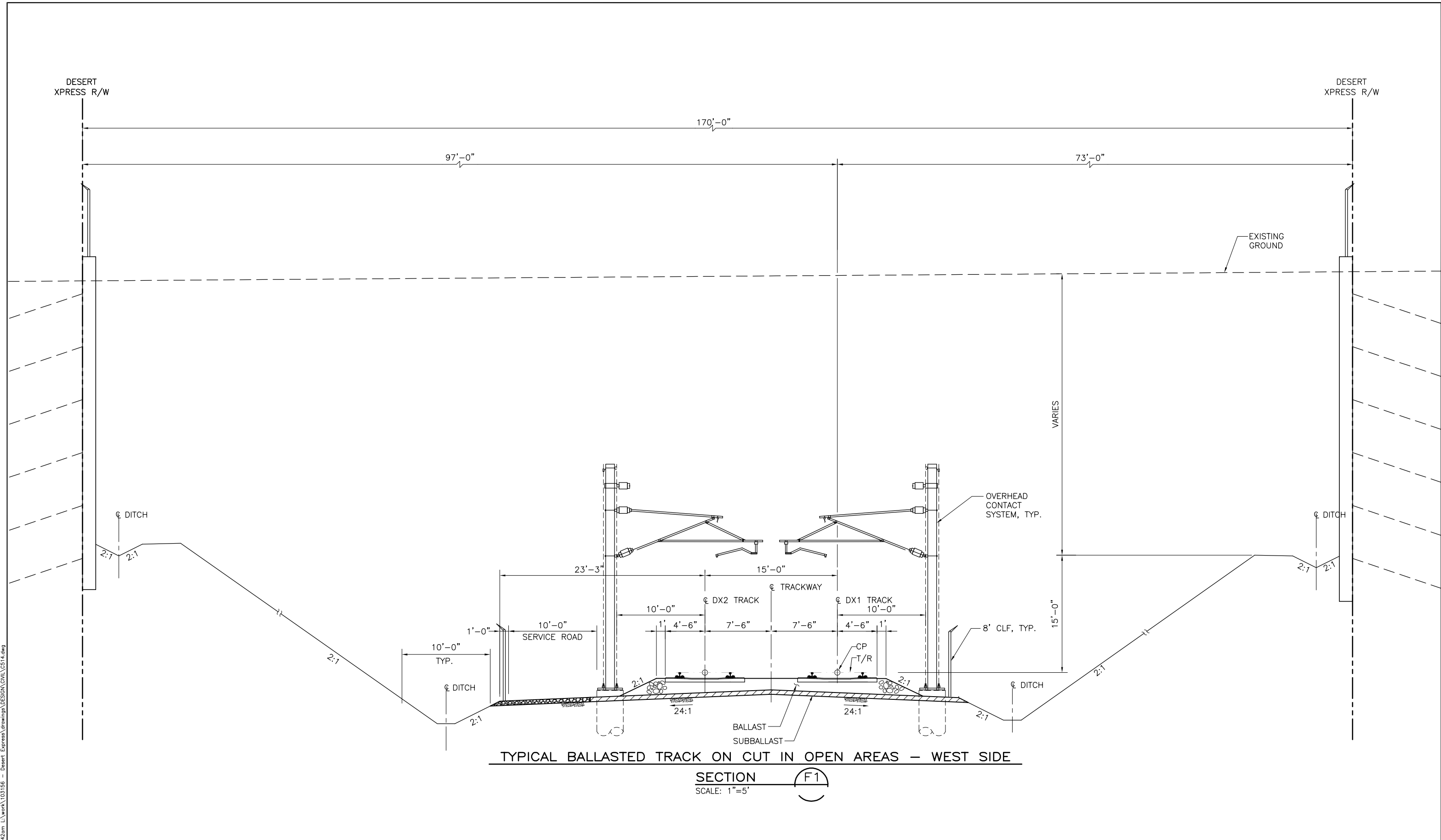
2101 Webster St., Suite 1000  
 Oakland, CA 94612  
 Phone: (510) 419-6000  
 Fax: (510) 419-5355  
 F-C-214

**DESERTXPRESS**

TYPICAL SECTIONS

SHEET 13

CADD FILENAME C513.dwg		
SIZE D	SCALE 1"=5'-0"	
CONTRACT NO.		
REV. C	SHEET NO. C513	PAGE NO.



TYPICAL BALLASTED TRACK ON CUT IN OPEN AREAS – WEST SIDE

SECTION **F1**  
SCALE: 1"=5'

Jun07, Mar 07, 2011 - 10:42am L:\work\103156 - Desert Express\Drawings\DESIGN\CIVIL\C514.dwg

REV	DATE	BY	SUB	APP	DESCRIPTION
B	01MAR11				ISSUED FOR FINAL EIS PLAN SET
A	05AUG09				

DESIGNED BY  
T. LUNA  
 DRAWN BY  
T. LUNA  
 CHECKED BY  
J. MAHER  
 IN CHARGE  
J. MAHER  
 DATE  
05AUG09

**EARTH TECH | AECOM**

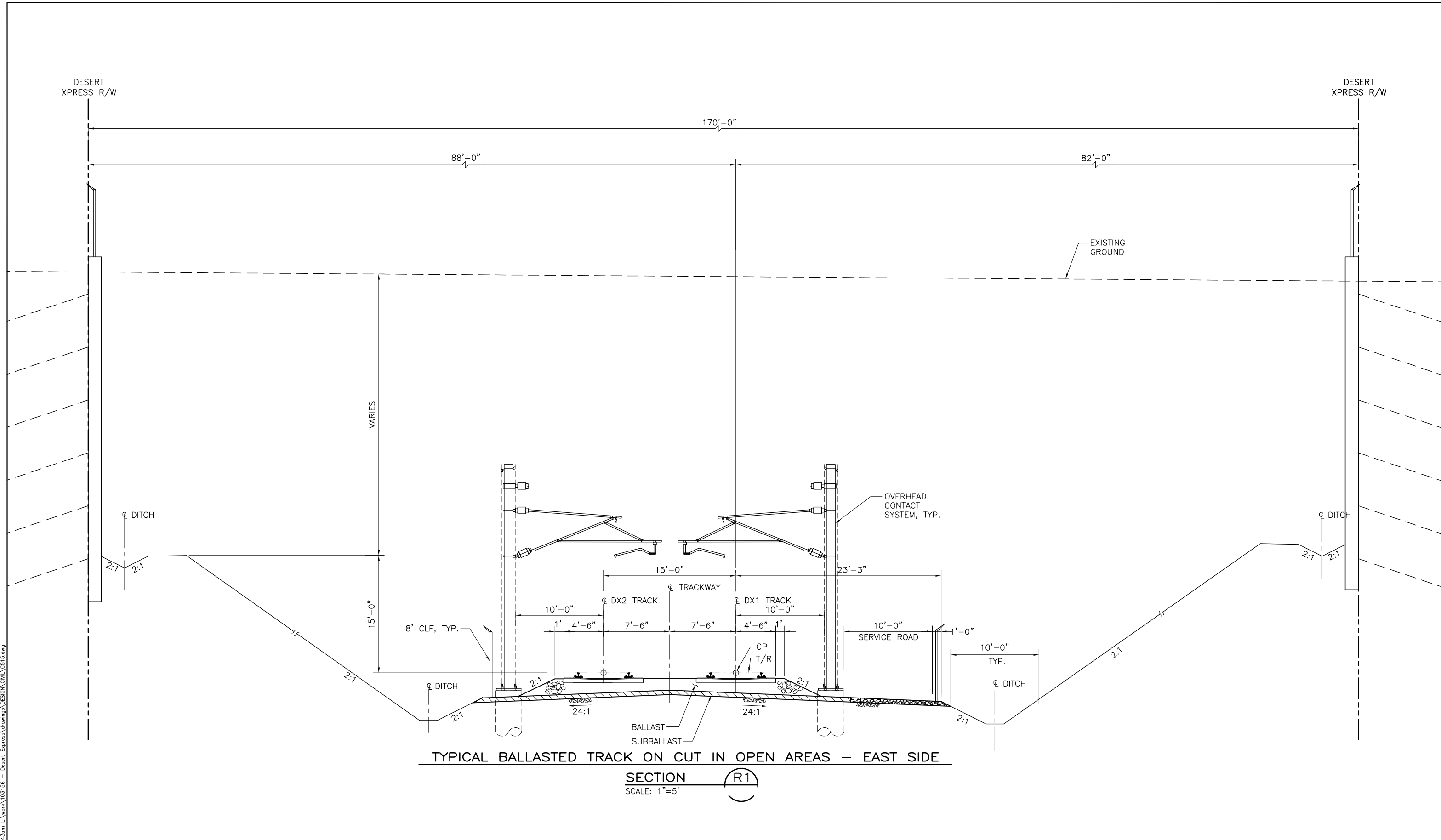
2101 Webster St., Suite 1000  
 Oakland, CA 94612  
 Phone: (510) 419-6000  
 Fax: (510) 419-5355  
 F-C-215

**DESERTXPRESS**

TYPICAL SECTIONS

SHEET 14

CADD FILENAME C514.dwg		
SIZE D	SCALE 1"=5'-0"	
CONTRACT NO.		
REV. B	SHEET NO. C514	PAGE NO.



TYPICAL BALLASTED TRACK ON CUT IN OPEN AREAS – EAST SIDE

SECTION R1  
 SCALE: 1"=5'

Jun 07, 2011 10:43am L:\work\103156 - Desert Express\Drawings\DESIGN\CIVIL\C515.dwg

REV	DATE	BY	SUB	APP	DESCRIPTION
B	01MAR11				ISSUED FOR FINAL EIS PLAN SET
A	05AUG09				

DESIGNED BY T. LUNA
DRAWN BY T. LUNA
CHECKED BY J. MAHER
IN CHARGE J. MAHER
DATE 05AUG09

**EARTH TECH | AECOM**

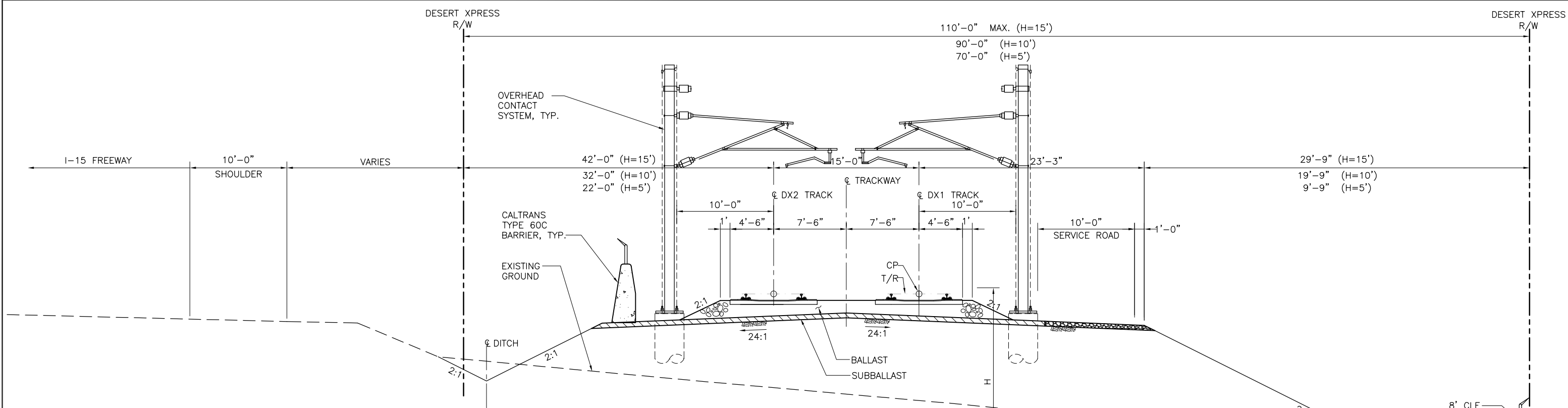
2101 Webster St., Suite 1000  
 Oakland, CA 94612  
 Phone: (510) 419-6000  
 Fax: (510) 419-5355  
 F-C-216

**DESERT XPRESS**  
 TYPICAL SECTIONS

SHEET 15

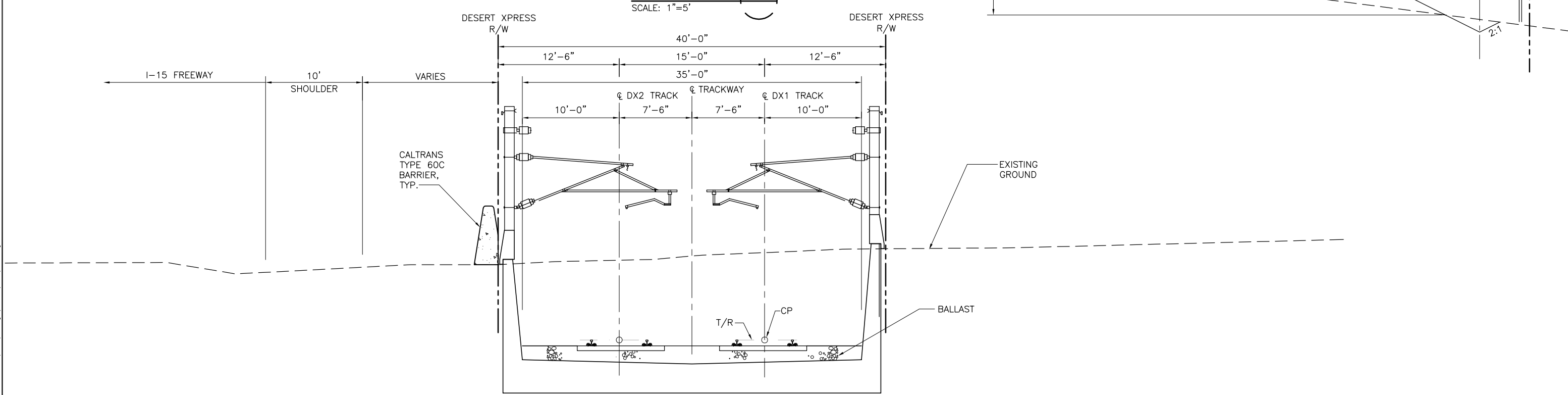
CADD FILENAME C515.dwg		
SIZE D	SCALE 1"=5'-0"	
CONTRACT NO.		
REV. B	SHEET NO. C515	PAGE NO.





TYPICAL BALLASTED TRACK ON EMBANKMENT ALONG EAST SIDE

SECTION X  
SCALE: 1"=5'



TYPICAL BALLASTED TRACK IN RETAINED CUT AT EAST SIDE OF I-15

SECTION W  
SCALE: 1"=5'

REV	DATE	BY	SUB	APP	DESCRIPTION
B	01MAR11				ISSUED FOR FINAL EIS PLAN SET
A	04DEC09				

DESIGNED BY T. LUNA
DRAWN BY T. LUNA
CHECKED BY J. MAHER
IN CHARGE J. MAHER
DATE 04DEC09

**EARTH TECH | AECOM**

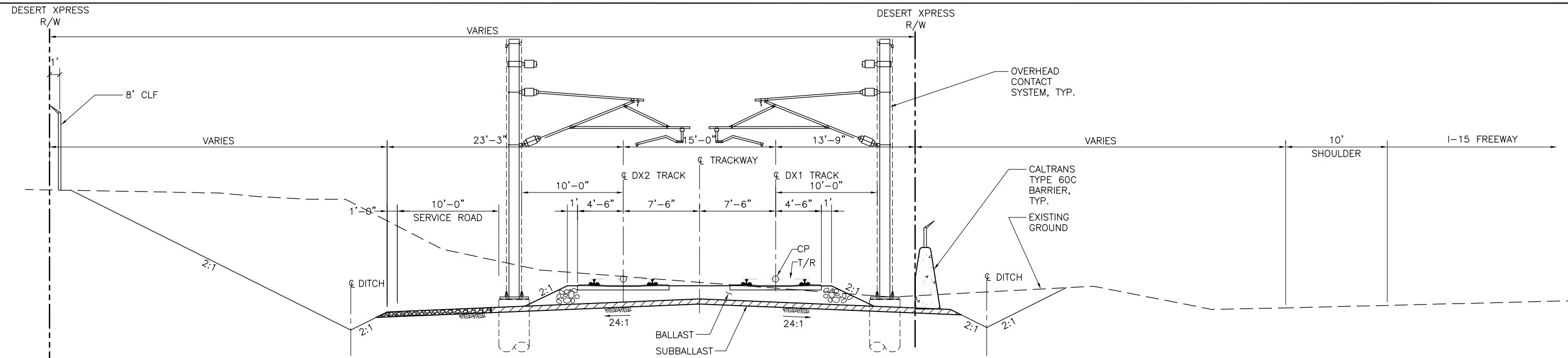
2101 Webster St., Suite 1000  
Oakland, CA 94612  
Phone: (510) 419-6000  
Fax: (510) 419-5355  
F-C-217

**DESERTXPRESS**  
TYPICAL SECTIONS

SHEET 16

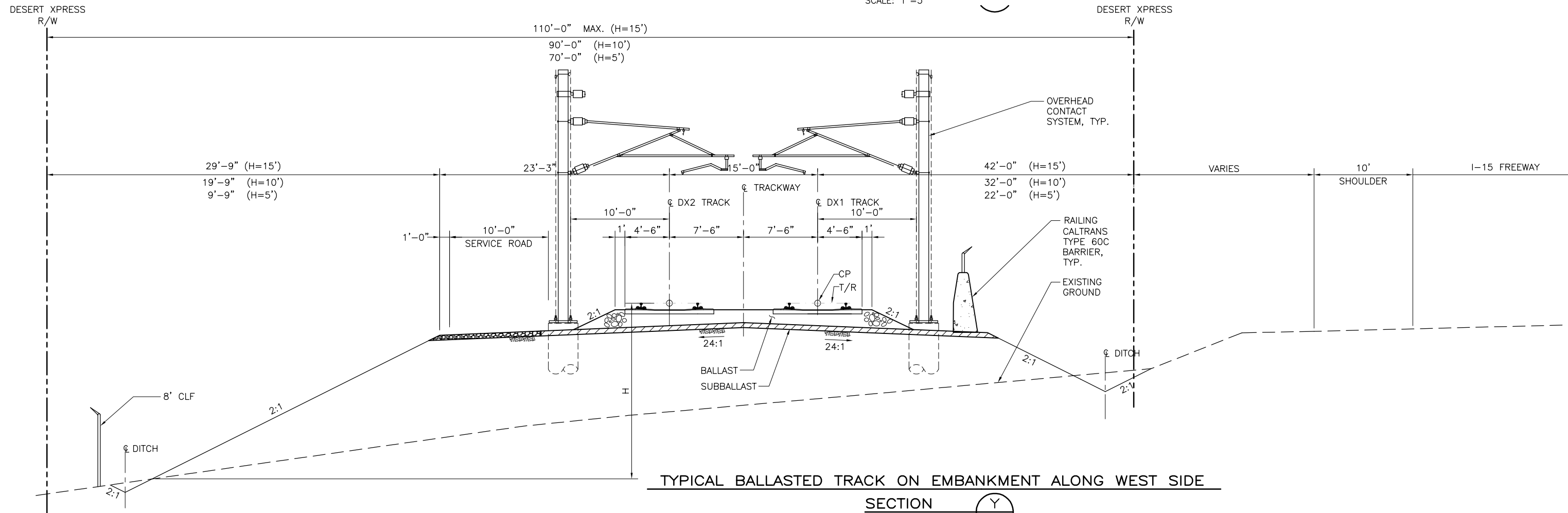
CADD FILENAME C516.dwg		
SIZE D	SCALE 1"=5'-0"	
CONTRACT NO.		
REV. B	SHEET NO. C516	PAGE NO.

Jun 07, 2011 10:43am L:\work\103156 - Desert Express\Drawings\DESIGN\CIVIL\C516.dwg



TYPICAL BALLASTED TRACK ON CUT ALONG WEST SIDE

SECTION **Z**  
SCALE: 1"=5'



TYPICAL BALLASTED TRACK ON EMBANKMENT ALONG WEST SIDE

SECTION **Y**  
SCALE: 1"=5'

Jun 07, 2011 10:43am L:\work\103156 - Desert Express\Drawings\DESIGN\CIVIL\C517.dwg

REV	DATE	BY	SUB	APP	DESCRIPTION
B	01MAR11				ISSUED FOR FINAL EIS PLAN SET
A	11DEC09				

DESIGNED BY T. LUNA
DRAWN BY T. LUNA
CHECKED BY J. MAHER
IN CHARGE J. MAHER
DATE 11DEC09

**EARTH TECH | AECOM**

2101 Webster St., Suite 1000  
Oakland, CA 94612  
Phone: (510) 419-6000  
Fax: (510) 419-5355  
F-C-218

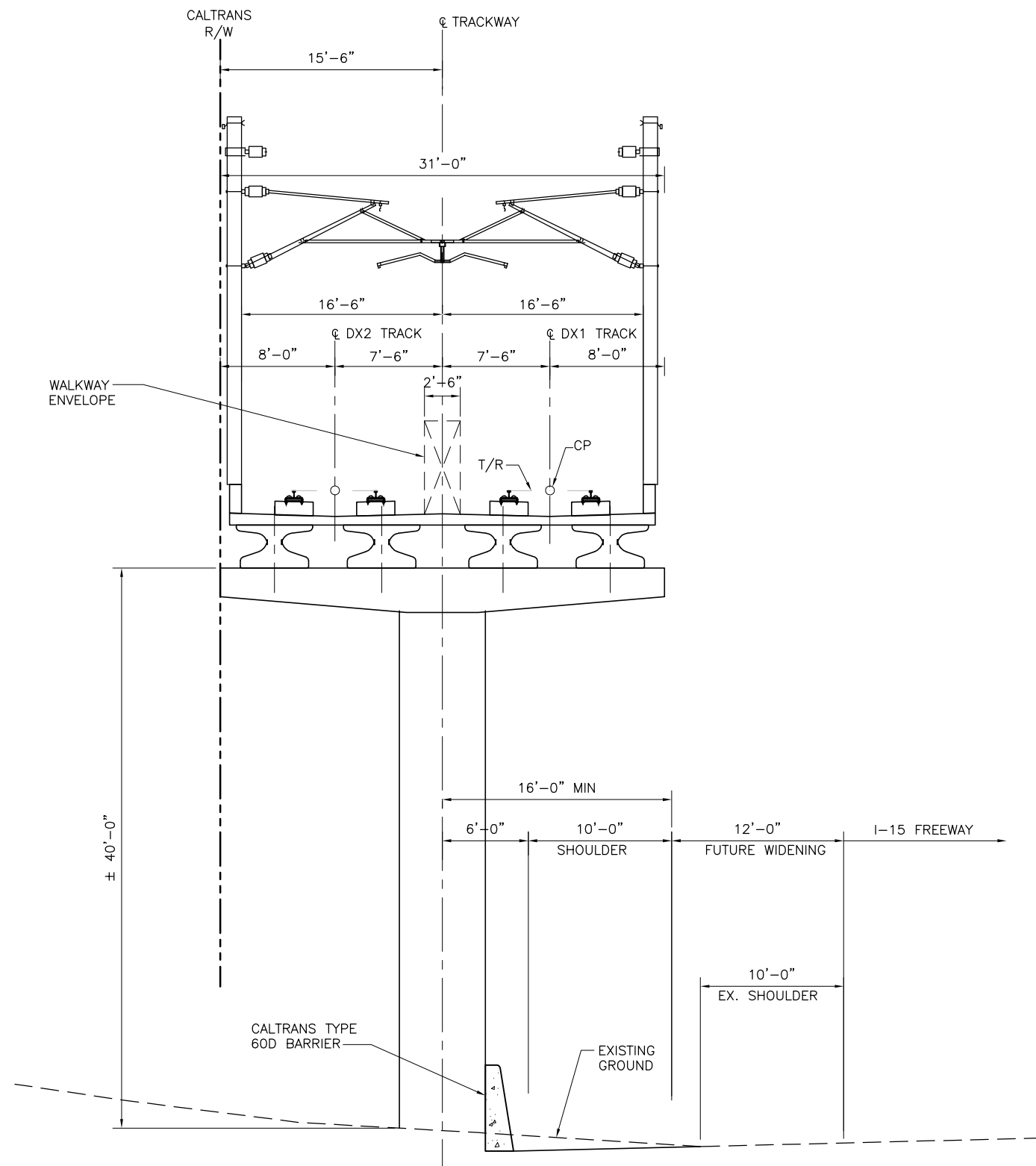
**DESERTXPRESS**

TYPICAL SECTIONS

SHEET 17

CADD FILENAME C517.dwg		
SIZE D	SCALE 1"=5'-0"	
CONTRACT NO.		
REV. B	SHEET NO. C517	PAGE NO.

Mar 07, 2011 10:44am L:\work\103156 - Desert Express\Drawings\DESIGN\CIVIL\C518.dwg  
 Jun 07, 2011 10:44am L:\work\103156 - Desert Express\Drawings\DESIGN\CIVIL\C518.dwg



**TYPICAL DIRECT FIXATION TRACK ON AERIAL STRUCTURE (BARSTOW)**

SECTION **AA**  
SCALE: 1"=5'

REV	DATE	BY	SUB	APP	DESCRIPTION
C	01MAR11				ISSUED FOR FINAL EIS PLAN SET
B	25JUN10				REVISED GIRDER SECTION
A	17FEB10				

DESIGNED BY T. LUNA
DRAWN BY T. LUNA
CHECKED BY J. MAHER
IN CHARGE J. MAHER
DATE 17FEB10

**EARTH TECH | AECOM**

2101 Webster St., Suite 1000  
Oakland, CA 94612  
Phone: (510) 419-6000  
Fax: (510) 419-5355  
F-C-219

**DESERTXPRESS**

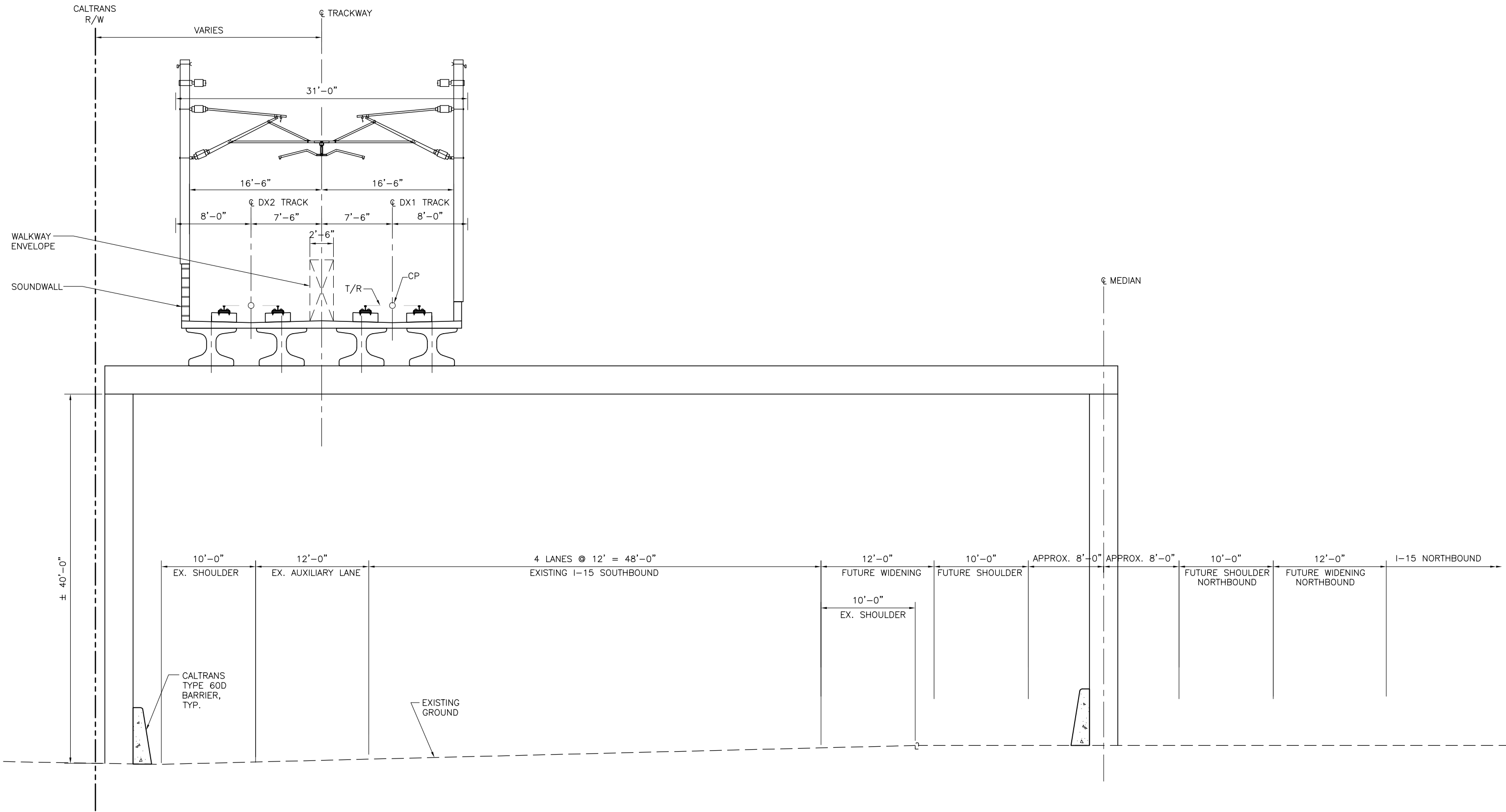
TYPICAL SECTIONS

SHEET 18

CADD FILENAME C518.dwg		
SIZE D	SCALE 1"=5'-0"	
CONTRACT NO.		
REV. C	SHEET NO. C518	PAGE NO.



Jun07 - Mar 07, 2011 - I:\444m L:\work\103156 - Desert Express\Drawings\DESIGN\CIVIL\C519.dwg



TYPICAL DIRECT FIXATION TRACK ON AERIAL STRUCTURE (BARSTOW)

SECTION AB  
SCALE: 1"=5'

REV	DATE	BY	SUB	APP	DESCRIPTION
C	01MAR11				ISSUED FOR FINAL EIS PLAN SET
B	25JUN10				REVISED GIRDER SECTION
A	17FEB10				

DESIGNED BY  
T. LUNA  
 DRAWN BY  
T. LUNA  
 CHECKED BY  
J. MAHER  
 IN CHARGE  
J. MAHER  
 DATE  
17FEB10

**EARTH TECH | AECOM**

2101 Webster St., Suite 1000  
 Oakland, CA 94612  
 Phone: (510) 419-6000  
 Fax: (510) 419-5355  
 F-C-220

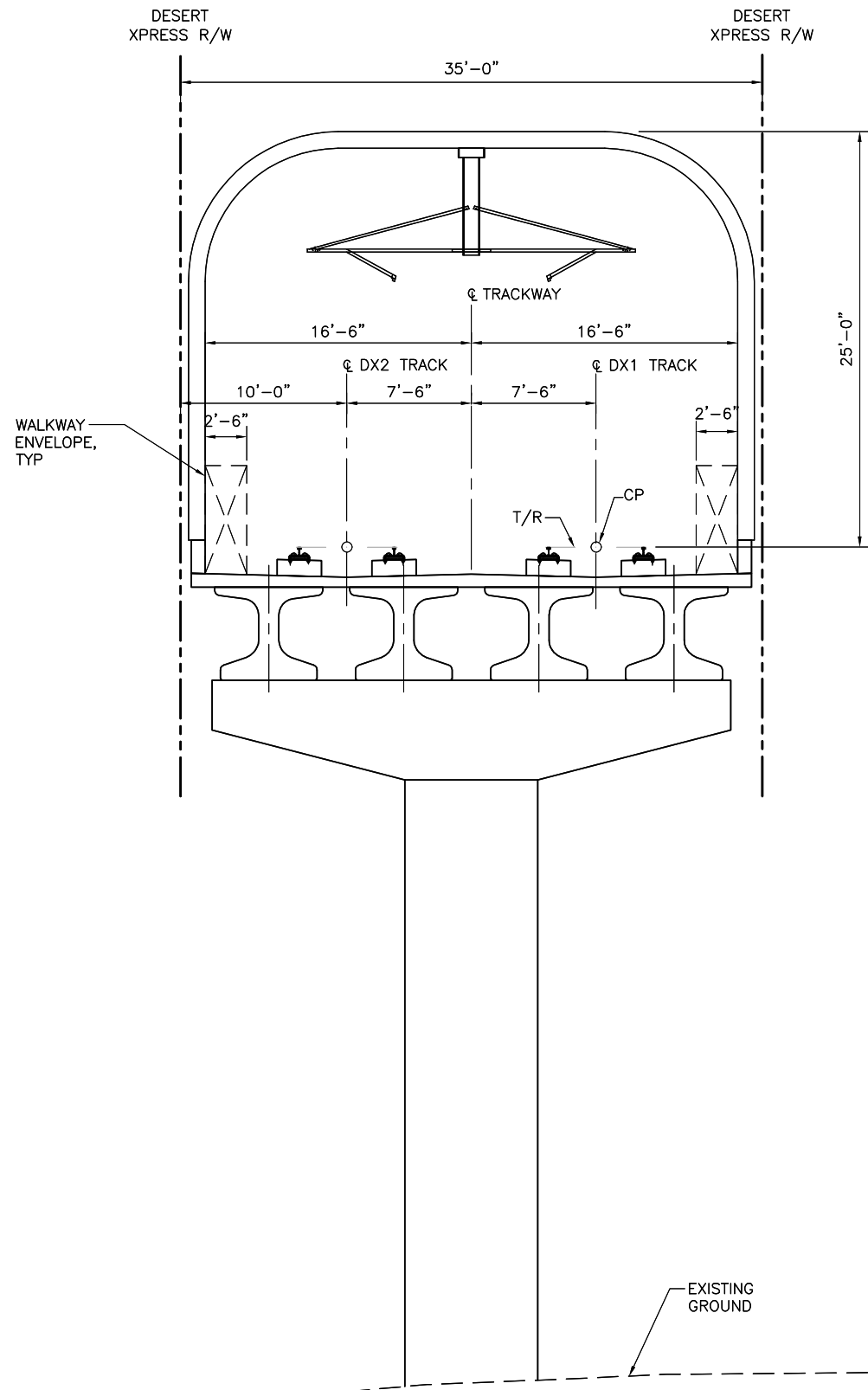
**DESERTXPRESS**

TYPICAL SECTIONS

SHEET 19

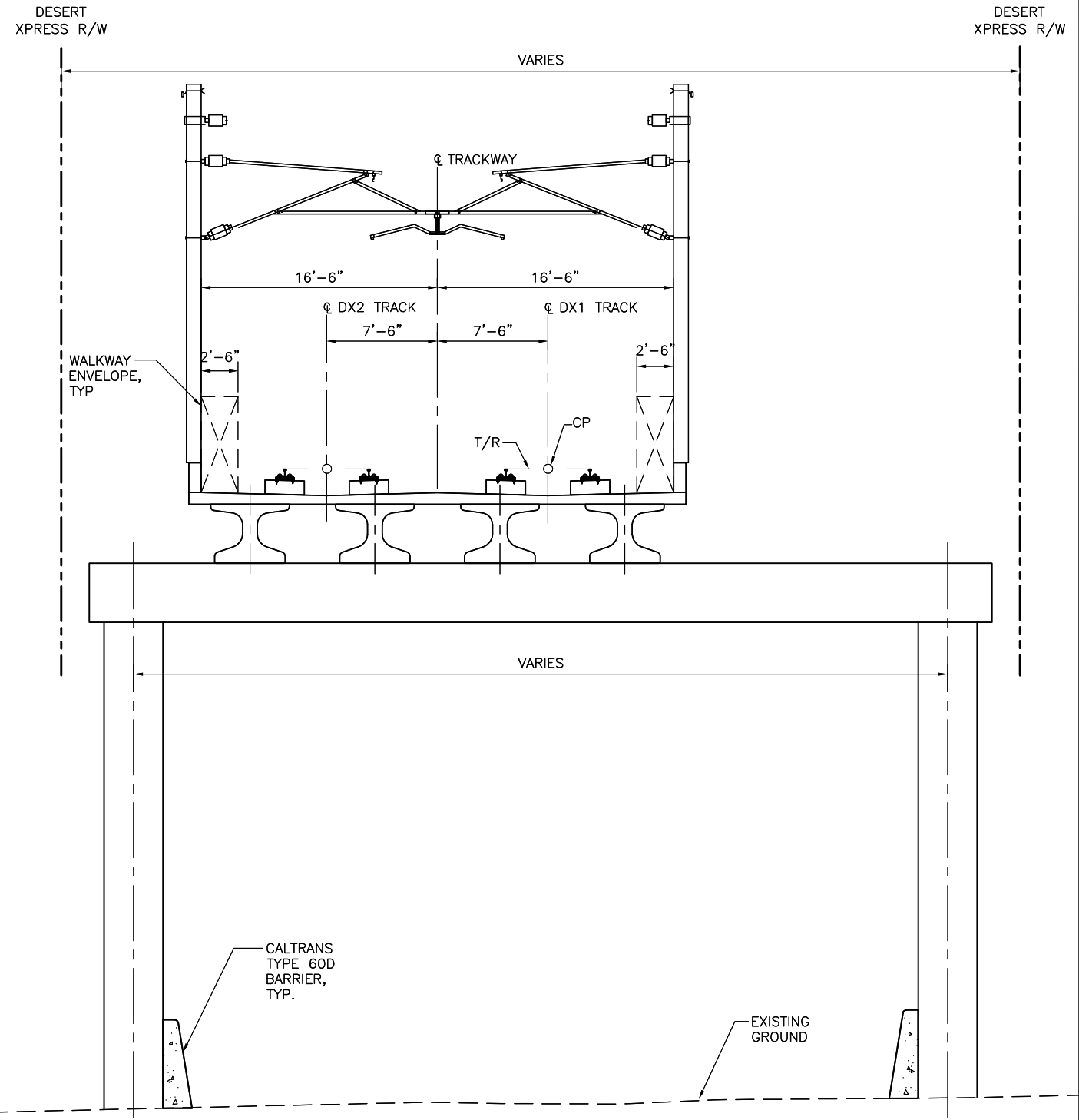
CADD FILENAME C519.dwg		
SIZE D	SCALE 1"=5'-0"	
CONTRACT NO.		
REV. C	SHEET NO. C519	PAGE NO.





TYPICAL DIRECT FIXATION TRACK ON AERIAL STRUCTURE  
LONG SPAN / LOW CATENARY SYSTEM

SECTION **D3**  
SCALE: 1"=5'



TYPICAL DIRECT FIXATION TRACK ON AERIAL STRUCTURE – STRADDLE BENTS

SECTION **D4**  
SCALE: 1"=5'

Jun07 - Mar 07, 2011 - 10:45am L:\work\103156 - Desert Express\Drawings\DESIGN\CIVIL\C521.dwg  
 Jun07

REV	DATE	BY	SUB	APP	DESCRIPTION
B	01MAR11				ISSUED FOR FINAL EIS PLAN SET
A	25JUN10				

DESIGNED BY T. LUNA
DRAWN BY T. LUNA
CHECKED BY J. MAHER
IN CHARGE J. MAHER
DATE 25JUN10

**EARTH TECH | AECOM**

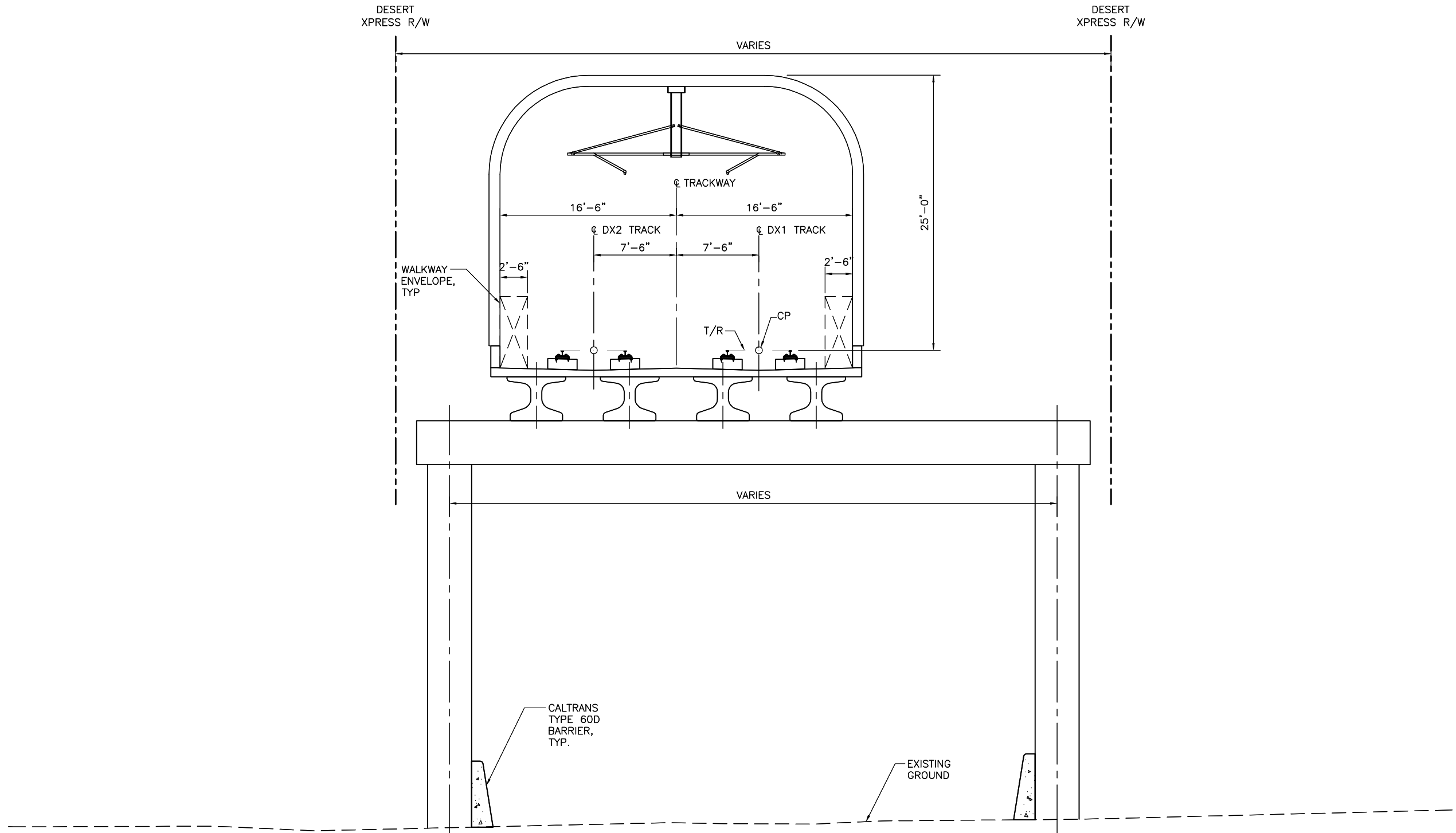
2101 Webster St., Suite 1000  
Oakland, CA 94612  
Phone: (510) 419-6000  
Fax: (510) 419-5355  
F-C-222

**DESERTXPRESS**  
TYPICAL SECTIONS

SHEET 21

CADD FILENAME C521.dwg		
SIZE D	SCALE 1"=5'-0"	
CONTRACT NO.		
REV. B	SHEET NO. C521	PAGE NO.





TYPICAL DIRECT FIXATION TRACK ON AERIAL STRUCTURE – STRADDLE BENTS / LOW CATENARY SYSTEM

SECTION **D5**  
SCALE: 1"=5'

Jun07 10:45am L:\work\103156 - Desert Express\Drawings\DESIGN\CIVIL\C522.dwg  
 Mar 07, 2011 10:45am L:\work\103156 - Desert Express\Drawings\DESIGN\CIVIL\C522.dwg

REV	DATE	BY	SUB	APP	DESCRIPTION
B	01MAR11				ISSUED FOR FINAL EIS PLAN SET
A	25JUN10				

DESIGNED BY T. LUNA
DRAWN BY T. LUNA
CHECKED BY J. MAHER
IN CHARGE J. MAHER
DATE 25JUN10

**EARTH TECH | AECOM**

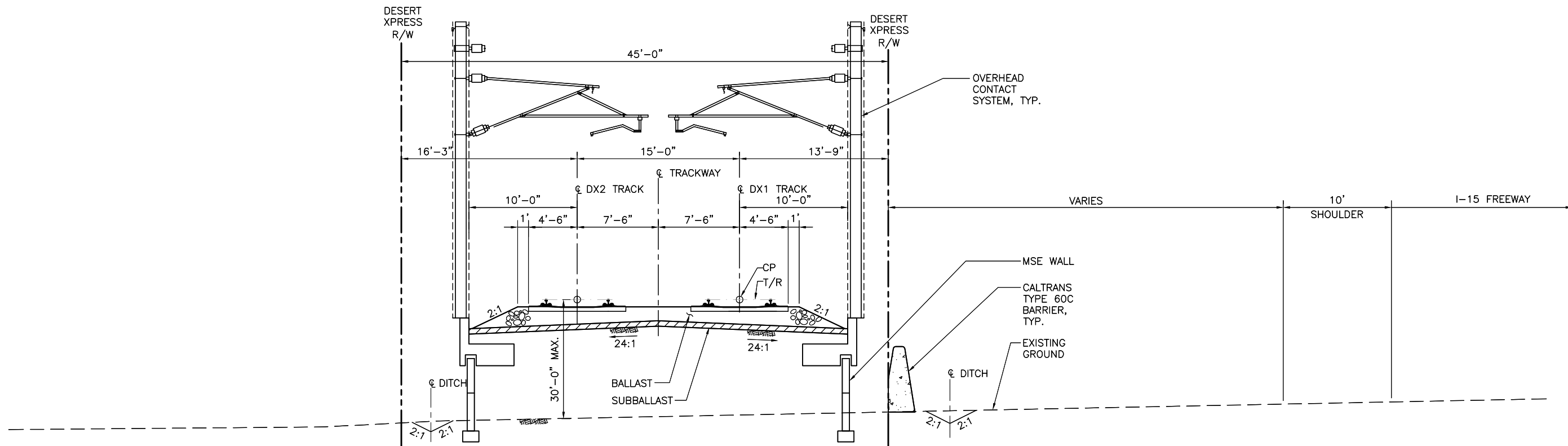
2101 Webster St., Suite 1000  
Oakland, CA 94612  
Phone: (510) 419-6000  
Fax: (510) 419-5355  
F-C-223

**DESERT XPRESS**

TYPICAL SECTIONS

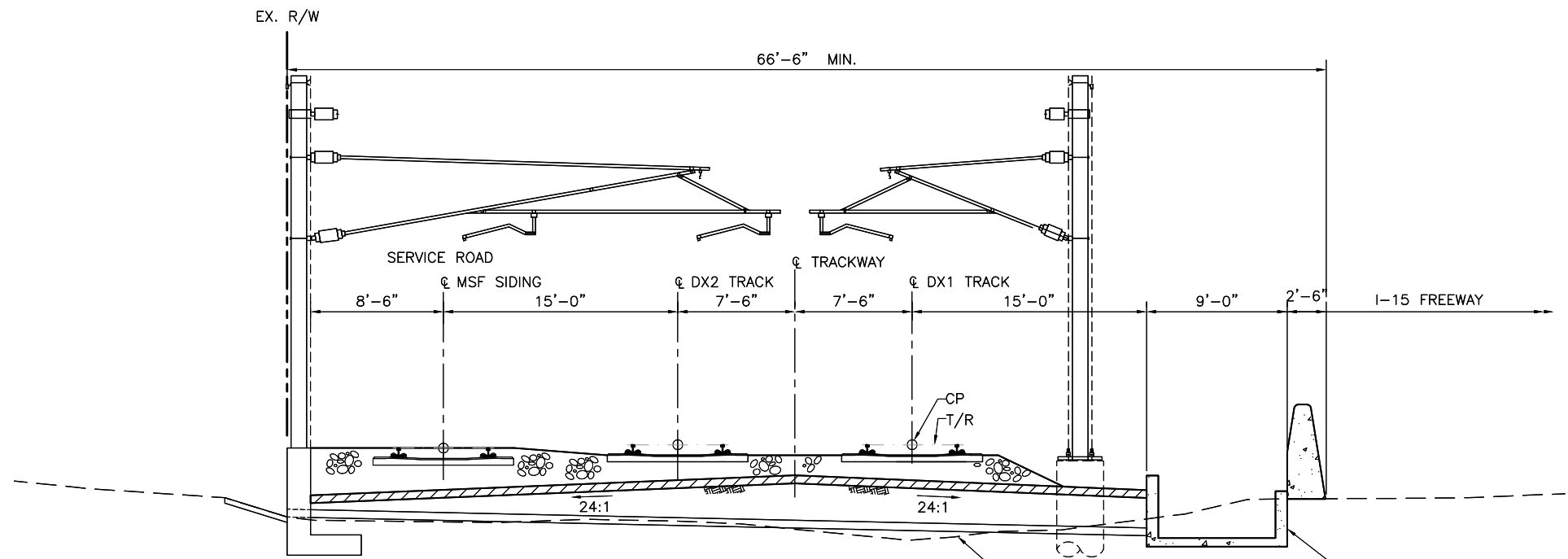
SHEET 22

CADD FILENAME C522.dwg		
SIZE D	SCALE 1"=5'-0"	
CONTRACT NO.		
REV. B	SHEET NO. C522	PAGE NO.



TYPICAL BALLASTED TRACK ON RETAINED FILL AT WEST SIDE OF I-15 WITHOUT SERVICE ROAD

SECTION **S1**  
SCALE: 1"=5'



RETAINED FILL WITH SIDING

SECTION **AC**  
SCALE: 1"=5'

Jun 07, 2011 10:45am L:\work\103156 - Desert Express\Drawings\DESIGN\CIVIL\C523.dwg  
 Mar 07, 2011 10:45am L:\work\103156 - Desert Express\Drawings\DESIGN\CIVIL\C523.dwg

REV	DATE	BY	SUB	APP	DESCRIPTION
B	01MAR11				ISSUED FOR FINAL EIS PLAN SET
A	18AUG10				

DESIGNED BY T. LUNA
DRAWN BY T. LUNA
CHECKED BY J. MAHER
IN CHARGE J. MAHER
DATE 18AUG10

**EARTH TECH | AECOM**  
 2101 Webster St., Suite 1000  
 Oakland, CA 94612  
 Phone: (510) 419-6000  
 Fax: (510) 419-5355  
 F-C-224

<b>DESERT XPRESS</b> TYPICAL SECTIONS			CADD FILENAME C523.dwg		
			SIZE D	SCALE 1"=5'-0"	
SHEET 23			CONTRACT NO.	REV.	PAGE NO.
				B	5