


23899555

1000



**SOUTHERN CALIFORNIA
RAPID TRANSIT DISTRICT**

1060 SOUTH BROADWAY • LOS ANGELES, CALIFORNIA 90015 • TELEPHONE (213) 749-6977

S.C.R.T.D. LIBRARY

SAN BERNARDINO FREEWAY BUSWAY

The attached patronage data was prepared by the departments of Planning and of Scheduling for the Busway Evaluation Study. As RTD staff time permits, further data will be obtained, analyzed and submitted to the Evaluation Study.

A handwritten signature in dark ink, appearing to read "DM", is written above the typed name.

Dan Miller

SCRTD Representative
to the Busway Evaluation
Study Team

SAN BERNARDINO BUSWAY

Patronage Growth

| | Before Busway December 1972 <u>(Lines 60 & 53L)</u> | After Busway December 1973 <u>(Initiation New Busway Station & Lines)</u> | <u>Percent Patronage Increase</u> |
|-----------------|---|---|---|
| | | <u>Passengers</u> | |
| Off-Peak Riding | 800 | 1700 | + 113% |
| Peak Riding | 1200 | 3600 | + 200% |
| Total | 2000 | 5300 | + 165% |
| | | <u>Trips</u> | |
| Off-Peak Riding | 42 | 166 | + 295% |
| Peak Riding | 30 | 134 | + 347% |
| Total | 72 | 300 | + 317% |
| | | <u>Average Passengers Per Trip</u> | |
| Off-Peak Riding | 19.0 | 10.3 | |
| Peak Riding | 40.0 | 26.9 | |
| Total | 27.8 | 17.7 | |

Note: Only counts in prevailing direction of riding included in peak period counts.
Peak Period flow in reverse direction included as part of off-peak period counts.

DGM:dmg

Planning Dept./12/19/73

SAN BERNARDINO BUSWAY

Patronage Analysis
 By Downtown Routes (Eastbound and Westbound)
October 2, 1973

| | <u>P A S S E N G E R S</u> | | |
|------------------------------------|----------------------------|------------------------|--------------|
| | <u>Peak Period</u> | <u>Off-Peak Period</u> | <u>Total</u> |
| RTD Station (Line 60) | 1057 | 818 | 1875 |
| Olive Street (Lines 403, 404, 405) | 862 | 86 | 948 |
| Wilshire Blvd. (Lines 401, 402) | 1133 | 417 | 1550 |
| Total | 3052 | 1321 | = 4373 |

| | <u>T R I P S</u> | | |
|------------------------------------|------------------|-----|-------|
| RTD Station (Line 60) | 38 | 44 | 82 |
| Olive Street (Lines 403, 404, 405) | 41 | 34 | 75 |
| Wilshire Blvd. (Lines 401, 402) | 55 | 88 | 143 |
| Total | 134 | 167 | = 300 |

| | <u>A V E R A G E P A S S E N G E R S P E R T R I P</u> | | |
|------------------------------------|--|------|--------|
| RTD Station (Line 60) | 27.8 | 18.6 | 22.9 |
| Olive Street (Lines 403, 404, 405) | 21.0 | 2.5 | 12.6 |
| Wilshire Blvd. (Lines 401, 402) | 20.6 | 4.8 | 10.8 |
| Total | 22.8 | 7.9 | = 14.6 |

Note: Only counts in prevailing direction of riding included in peak period counts. Peak period flow in reverse direction included as part of off-peak period counts.

S B BUSWAY PATRONAGE
WORK SHEET

FREEWAY / BUSWAY RIDING TREND
(EXCLUSIVE OF LOCAL LINE RIDING)

PASSENGERS

6000
5000
4000
3000
2000
1000

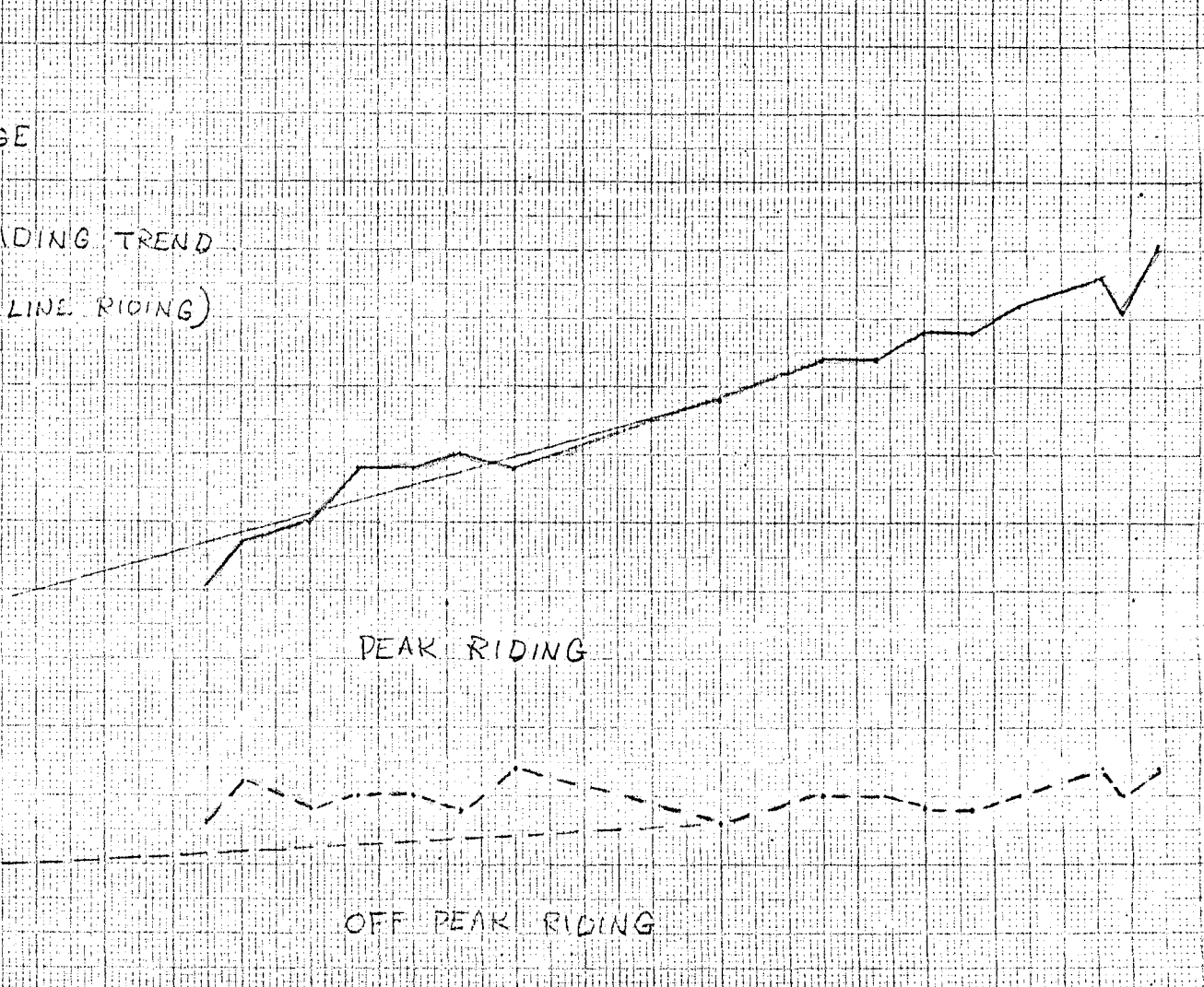
TIME PERIODS

PEAK RIDING

OFF PEAK RIDING


DGM
PLNG
10 DEC 73

MAY 71 DEC 72 MAY 73 JUN 73 JUL AUG SEP OCT NOV DEC



SUB BUSWAY PATRONAGE
WORK SHEET

CORRIDOR RIDING TREND
(SCREEN LINE COUNTS)



Y CORR COUNTS ALL
BUS TRUNK LINES

Y BUSWAY COUNTS

MAY 72 DEC 72 MAY 73 JUN 73 JUL AUG SEP OCT NOV DEC

TIME PERIODS

PASSENGERS
TOTAL

LOCAL

DATE
PLANNING
10 DEC 73

SAN BERNARDINO BUSWAY

Summary of Passenger Counts

| 14 Hour Time Period Eastbound | | May 3, 1972 | | | Dec. 5, 1972 | | | May 2, 1973 | | | June 6, 1973 | | | Oct. 2, 1973 | | |
|-------------------------------------|-----------|--------------|--------------|--------------|--------------|--------------|--------------|--------------|--------------|--------------|--------------|--------------|--------------|--------------|---------------|--------------|
| <u>From</u> | <u>To</u> | <u>Local</u> | <u>Flyer</u> | <u>Total</u> | <u>Local</u> | <u>Flyer</u> | <u>Total</u> | <u>Local</u> | <u>Flyer</u> | <u>Total</u> | <u>Local</u> | <u>Flyer</u> | <u>Total</u> | <u>Local</u> | <u>Busway</u> | <u>Total</u> |
| 6:00am | 9:00am | 297 | 57 | 354 | 460 | 73 | 533 | 346 | 53 | 399 | 429 | 71 | 500 | 307 | 126 | 433 |
| 9:00am | 3:00pm | 439 | 184 | 623 | 592 | 207 | 799 | 495 | 213 | 708 | 579 | 228 | 807 | 430 | 359 | 789 |
| 3:00pm | 6:00pm | 1753 | 533 | 2286 | 1948 | 611 | 2559 | 1740 | 742 | 2482 | 1930 | 808 | 2738 | 1769 | 1605 | 3374 |
| 6:00pm | 8:00pm | 291 | 66 | 357 | 324 | 95 | 419 | 316 | 71 | 387 | 313 | 124 | 437 | 273 | 158 | 431 |
| <u>TOTALS</u> | | 2780 | 840 | 3620 | 3324 | 986 | 4310 | 2897 | 1079 | 3976 | 3251 | 1231 | 4482 | 2779 | 2248 | 5027 |
| | | | | | | | | | | | | | | | | |
| Westbound | | | | | | | | | | | | | | | | |
| <u>From</u> | <u>To</u> | | | | | | | | | | | | | | | |
| 6:00am | 9:00am | 2036 | 560 | 2596 | 1930 | 595 | 2525 | 1989 | 791 | 2780 | 1906 | 924 | 2830 | 1755 | 1447 | 3202 |
| 9:00am | 3:00pm | 756 | 302 | 1058 | 1028 | 274 | 1302 | 689 | 325 | 1014 | 741 | 386 | 1127 | 697 | 436 | 1133 |
| 3:00pm | 6:00pm | 340 | 146 | 486 | 341 | 116 | 457 | 333 | 54 | 387 | 293 | 96 | 389 | 326 | 176 | 502 |
| 6:00pm | 8:00pm | 63 | 56 | 119 | 55 | 44 | 99 | 88 | 40 | 128 | 66 | 54 | 120 | 79 | 66 | 145 |
| <u>TOTALS</u> | | 3195 | 1064 | 4259 | 3354 | 1029 | 4383 | 3099 | 1210 | 4309 | 3006 | 1460 | 4466 | 2857 | 2125 | 4982 |
| <u>GRAND TOTAL</u> | | 5975 | 1904 | 7879 | 6678 | 2015 | 8693 | 5996 | 2289 | 8285 | 6257 | 2691 | 8948 | 5636 | 4373 | 10,009 |

NOTE: Local Service: Lines 52, 53, 63, 69
 Freeway/Busway Service: 53L (Before Busway Only) 60, 401, 402, 403, 404, 405

JT:mo
 Planning/11-2-73

SAN BERNARDINO BUSWAY

Summary of All Trips

| 14 Hour Time Period Eastbound | | May 3, 1972 | | | Dec. 5, 1972 | | | May 2, 1973 | | | June 6, 1973 | | | Oct. 2, 1973 | | |
|-------------------------------------|--------|-------------|-------|-------|--------------|-------|-------|-------------|-------|-------|--------------|-------|-------|--------------|--------|-------|
| From | To | Local | Flyer | Total | Local | Flyer | Total | Local | Flyer | Total | Local | Flyer | Total | Local | Busway | Total |
| 6:00am | 9:00am | 27 | 4 | 31 | 29 | 4 | 33 | 29 | 4 | 33 | 29 | 4 | 33 | 28 | 20 | 48 |
| 9:00am | 3:00pm | 45 | 13 | 58 | 45 | 13 | 58 | 45 | 13 | 58 | 45 | 13 | 58 | 46 | 50 | 96 |
| 3:00pm | 6:00pm | 50 | 16 | 66 | 50 | 16 | 66 | 50 | 21 | 71 | 51 | 22 | 73 | 51 | 66 | 117 |
| 6:00pm | 8:00pm | 15 | 3 | 18 | 15 | 3 | 18 | 15 | 4 | 19 | 14 | 4 | 18 | 15 | 13 | 28 |
| <u>TOTALS</u> | | 137 | 36 | 173 | 139 | 36 | 175 | 139 | 42 | 181 | 139 | 43 | 182 | 140 | 149 | 289 |
| <u>Westbound</u> | | | | | | | | | | | | | | | | |
| From | To | Local | Flyer | Total | Local | Flyer | Total | Local | Flyer | Total | Local | Flyer | Total | Local | Busway | Total |
| 6:00am | 9:00am | 51 | 14 | 65 | 52 | 14 | 66 | 52 | 21 | 73 | 52 | 22 | 74 | 51 | 68 | 119 |
| 9:00am | 3:00pm | 45 | 12 | 57 | 45 | 12 | 57 | 44 | 13 | 57 | 45 | 13 | 58 | 45 | 51 | 96 |
| 3:00pm | 6:00pm | 26 | 6 | 32 | 26 | 6 | 32 | 27 | 6 | 33 | 26 | 6 | 32 | 26 | 22 | 48 |
| 6:00pm | 8:00pm | 12 | 4 | 16 | 11 | 4 | 15 | 11 | 4 | 15 | 11 | 4 | 15 | 12 | 10 | 22 |
| <u>TOTALS</u> | | 134 | 36 | 170 | 134 | 36 | 170 | 134 | 44 | 178 | 134 | 45 | 179 | 134 | 151 | 285 |
| <u>GRAND TOTAL</u> | | 271 | 72 | 343 | 273 | 72 | 345 | 273 | 86 | 359 | 273 | 88 | 361 | 274 | 300 | 574 |

JT:mo
Planning/11/2/73

SAN BERNARDINO BUSWAY

Average Passengers Per Trip

| 14 Hour Time Period Eastbound | | May 3, 1972 | | | Dec. 5, 1972 | | | May 2, 1973 | | | June 6, 1973 | | | Oct. 2, 1973 | | |
|-------------------------------------|-----------|--------------|--------------|--------------|--------------|--------------|--------------|--------------|--------------|--------------|--------------|--------------|--------------|--------------|---------------|--------------|
| <u>From</u> | <u>To</u> | <u>Local</u> | <u>Flyer</u> | <u>Total</u> | <u>Local</u> | <u>Flyer</u> | <u>Total</u> | <u>Local</u> | <u>Flyer</u> | <u>Total</u> | <u>Local</u> | <u>Flyer</u> | <u>Total</u> | <u>Local</u> | <u>Busway</u> | <u>Total</u> |
| 6:00am | 9:00am | 11.0 | 14.3 | 11.4 | 15.9 | 18.3 | 16.2 | 11.9 | 13.3 | 12.1 | 14.8 | 17.8 | 15.2 | 11.0 | 6.3 | 9.0 |
| 9:00am | 3:00pm | 9.8 | 14.2 | 10.7 | 13.2 | 15.9 | 13.8 | 11.0 | 16.4 | 12.2 | 12.9 | 17.5 | 13.9 | 9.3 | 7.2 | 8.2 |
| 3:00pm | 6:00pm | 35.1 | 33.3 | 34.6 | 39.0 | 38.2 | 38.8 | 34.8 | 35.3 | 35.0 | 37.8 | 36.7 | 37.5 | 34.7 | 24.3 | 28.8 |
| 6:00pm | 8:00pm | 19.4 | 22.0 | 19.8 | 21.6 | 31.7 | 23.3 | 21.1 | 17.8 | 20.4 | 22.4 | 31.0 | 24.3 | 18.2 | 12.2 | 15.4 |
| <u>TOTALS</u> | | 20.3 | 23.3 | 20.9 | 23.9 | 27.4 | 24.6 | 20.8 | 25.7 | 22.0 | 23.4 | 28.6 | 24.6 | 19.9 | 15.1 | 17.4 |
| | | | | | | | | | | | | | | | | |
| <u>Westbound</u> | | | | | | | | | | | | | | | | |
| <u>From</u> | <u>To</u> | | | | | | | | | | | | | | | |
| 6:00am | 9:00am | 39.9 | 40.0 | 39.9 | 37.1 | 42.5 | 38.3 | 38.3 | 37.7 | 38.1 | 36.7 | 42.0 | 38.2 | 34.4 | 21.3 | 26.9 |
| 9:00am | 3:00pm | 16.8 | 25.2 | 18.6 | 22.8 | 22.8 | 22.8 | 15.7 | 25.0 | 17.8 | 16.5 | 29.7 | 19.4 | 15.5 | 8.5 | 11.8 |
| 3:00pm | 6:00pm | 13.1 | 24.3 | 15.2 | 13.1 | 19.3 | 14.3 | 12.3 | 9.0 | 11.7 | 11.3 | 16.0 | 12.2 | 12.5 | 8.0 | 10.5 |
| 6:00pm | 9:00pm | 5.3 | 14.0 | 7.4 | 5.0 | 11.0 | 6.6 | 8.0 | 10.0 | 8.5 | 6.0 | 13.5 | 8.0 | 6.6 | 6.6 | 6.6 |
| <u>TOTALS</u> | | 23.8 | 29.6 | 25.1 | 25.0 | 28.6 | 25.8 | 23.1 | 27.5 | 24.2 | 22.4 | 32.4 | 24.9 | 21.3 | 14.1 | 17.5 |
| <u>GRAND TOTAL</u> | | 22.0 | 26.4 | 23.0 | 24.5 | 28.0 | 25.2 | 22.0 | 26.6 | 23.1 | 22.9 | 30.6 | 24.8 | 20.6 | 14.6 | 17.4 |

JT:mo
Planning/11/2/73

SAN BERNARDJNO BUSWAY

SCHEDULED TRIPS

Eastbound from Los Angeles: Time Period at Macy and Alameda

| Line No. | Cordon Check May 3, 1972 Scheduled Trips Departing Los Angeles | | | | | Before Busway December 5, 1972 Scheduled Trips Departing Los Angeles | | | | | After Busway Cordon Check May 2, 1973 Scheduled Trips Departing Los Angeles | | | | | Pre-First Phase July 6, 1973 Scheduled Trips Departing Los Angeles | | | | | After Initiation New Busway Station and Lines October 2, 1973 Scheduled Trips Departing Los Angeles | | | | |
|---------------------|---|------------------|------------------|------------------|--------|---|------------------|------------------|------------------|--------|---|------------------|------------------|------------------|--------|---|------------------|------------------|------------------|--------|--|------------------|------------------|------------------|--------|
| | 6AM to 9AM | 9AM to 3PM | 3PM to 6PM | 6PM to 8PM | Totals | 6AM to 9AM | 9AM to 3PM | 3PM to 6PM | 6PM to 8PM | Totals | 6AM to 9AM | 9AM to 3PM | 3PM to 6PM | 6PM to 8PM | Totals | 6AM to 9AM | 9AM to 3PM | 3PM to 6PM | 6PM to 8PM | Totals | 6AM to 9AM | 9AM to 3PM | 3PM to 6PM | 6PM to 8PM | Totals |
| 52 | 8 | 13 | 16 | 4 | 41 | 8 | 13 | 16 | 4 | 41 | 8 | 13 | 16 | 4 | 41 | 8 | 13 | 16 | 4 | 41 | 8 | 13 | 17 | 4 | 42 |
| 53 | 8 | 12 | 14 | 5 | 39 | 8 | 12 | 14 | 5 | 39 | 8 | 12 | 14 | 5 | 39 | 8 | 12 | 14 | 5 | 39 | 7 | 13 | 14 | 5 | 39 |
| 63 | 8 | 13 | 16 | 4 | 41 | 10 | 13 | 16 | 4 | 43 | 10 | 13 | 16 | 4 | 43 | 10 | 13 | 16 | 4 | 43 | 10 | 13 | 16 | 4 | 43 |
| 69 | 3 | 7 | 4 | 2 | 16 | 3 | 7 | 4 | 2 | 16 | 3 | 7 | 4 | 2 | 16 | 3 | 7 | 5 | 1 | 16 | 3 | 7 | 4 | 2 | 16 |
| Local Totals | 27 | 45 | 50 | 15 | 137 | 29 | 45 | 50 | 15 | 139 | 29 | 45 | 50 | 15 | 139 | 29 | 45 | 51 | 14 | 139 | 28 | 46 | 51 | 15 | 140 |
| Freeway Service | | | | | | | | | | | | | | | | | | | | | | | | | |
| 53L | -- | -- | 7 | -- | 7 | -- | -- | 7 | -- | 7 | -- | -- | 8 | -- | 8 | -- | -- | 8 | -- | 8 | -- | -- | -- | -- | -- |
| 60 | 4 | 13 | 9 | 3 | 29 | 4 | 13 | 9 | 3 | 29 | 4 | 13 | 13 | 4 | 34 | 4 | 13 | 14 | 4 | 35 | 4 | 13 | 18 | 4 | 39 |
| 401 | -- | -- | -- | -- | -- | -- | -- | -- | -- | -- | -- | -- | -- | -- | -- | -- | -- | -- | -- | -- | -- | -- | -- | -- | -- |
| 402 | -- | -- | -- | -- | -- | -- | -- | -- | -- | -- | -- | -- | -- | -- | -- | -- | -- | -- | -- | -- | -- | -- | -- | -- | -- |
| 403 | -- | -- | -- | -- | -- | -- | -- | -- | -- | -- | -- | -- | -- | -- | -- | -- | -- | -- | -- | -- | -- | -- | -- | -- | -- |
| 404 | -- | -- | -- | -- | -- | -- | -- | -- | -- | -- | -- | -- | -- | -- | -- | -- | -- | -- | -- | -- | -- | -- | -- | -- | -- |
| 405 | -- | -- | -- | -- | -- | -- | -- | -- | -- | -- | -- | -- | -- | -- | -- | -- | -- | -- | -- | -- | -- | -- | -- | -- | -- |
| Freeway Totals | 4 | 13 | 16 | 3 | 36 | 4 | 13 | 16 | 3 | 36 | 4 | 13 | 21 | 4 | 42 | 4 | 13 | 22 | 4 | 43 | 20 | 50 | 66 | 13 | 149 |
| Eastbound Totals | 31 | 58 | 66 | 18 | 173 | 33 | 58 | 66 | 18 | 175 | 33 | 58 | 71 | 19 | 181 | 33 | 58 | 73 | 18 | 182 | 48 | 96 | 117 | 28 | 289 |

Westbound to Los Angeles: Time Period at Macy and Alameda

| Line No. | Cordon Check May 3, 1972 Scheduled Trips Departing Los Angeles | | | | | Before Busway December 5, 1972 Scheduled Trips Departing Los Angeles | | | | | After Busway Cordon Check May 2, 1973 Scheduled Trips Departing Los Angeles | | | | | Pre-First Phase July 6, 1973 Scheduled Trips Departing Los Angeles | | | | | After Initiation New Busway Station and Lines October 2, 1973 Scheduled Trips Departing Los Angeles | | | | |
|--|---|------------------|------------------|------------------|--------|---|------------------|------------------|------------------|--------|---|------------------|------------------|------------------|--------|---|------------------|------------------|------------------|--------|--|------------------|------------------|------------------|--------|
| | 6AM to 9AM | 9AM to 3PM | 3PM to 6PM | 6PM to 8PM | Totals | 6AM to 9AM | 9AM to 3PM | 3PM to 6PM | 6PM to 8PM | Totals | 6AM to 9AM | 9AM to 3PM | 3PM to 6PM | 6PM to 8PM | Totals | 6AM to 9AM | 9AM to 3PM | 3PM to 6PM | 6PM to 8PM | Totals | 6AM to 9AM | 9AM to 3PM | 3PM to 6PM | 6PM to 8PM | Totals |
| 52 | 14 | 13 | 9 | 4 | 40 | 15 | 13 | 9 | 3 | 40 | 15 | 12 | 10 | 3 | 40 | 15 | 13 | 9 | 3 | 40 | 15 | 13 | 9 | 3 | 40 |
| 53 | 14 | 13 | 6 | 4 | 37 | 14 | 13 | 6 | 4 | 37 | 14 | 13 | 6 | 4 | 37 | 14 | 13 | 6 | 4 | 37 | 14 | 13 | 6 | 5 | 33 |
| 63 | 17 | 13 | 7 | 3 | 40 | 17 | 13 | 7 | 3 | 40 | 17 | 13 | 7 | 3 | 40 | 17 | 13 | 7 | 3 | 40 | 16 | 13 | 7 | 3 | 39 |
| 69 | 6 | 6 | 4 | 1 | 17 | 6 | 6 | 4 | 1 | 17 | 6 | 6 | 4 | 1 | 17 | 6 | 6 | 4 | 1 | 17 | 6 | 6 | 4 | 1 | 17 |
| Local Trips | 51 | 45 | 26 | 12 | 134 | 52 | 45 | 26 | 11 | 134 | 52 | 44 | 27 | 11 | 134 | 52 | 45 | 26 | 11 | 134 | 51 | 45 | 26 | 12 | 134 |
| Freeway Service | | | | | | | | | | | | | | | | | | | | | | | | | |
| 53L | 7 | -- | -- | -- | 7 | 7 | -- | -- | -- | 7 | 10 | -- | -- | -- | 10 | 11 | -- | -- | -- | 11 | -- | -- | -- | -- | -- |
| 60 | 7 | 12 | 6 | 4 | 29 | 7 | 12 | 6 | 4 | 29 | 11 | 13 | 6 | 4 | 34 | 11 | 13 | 6 | 4 | 34 | 20 | 13 | 6 | 4 | 43 |
| 401 | -- | -- | -- | -- | -- | -- | -- | -- | -- | -- | -- | -- | -- | -- | -- | -- | -- | -- | -- | -- | 13 | 12 | 6 | 3 | 34 |
| 402 | -- | -- | -- | -- | -- | -- | -- | -- | -- | -- | -- | -- | -- | -- | -- | -- | -- | -- | -- | -- | 14 | 13 | 6 | 3 | 36 |
| 403 | -- | -- | -- | -- | -- | -- | -- | -- | -- | -- | -- | -- | -- | -- | -- | -- | -- | -- | -- | -- | 7 | -- | -- | -- | 7 |
| 404 | -- | -- | -- | -- | -- | -- | -- | -- | -- | -- | -- | -- | -- | -- | -- | -- | -- | -- | -- | -- | 7 | 13 | 4 | -- | 24 |
| 405 | -- | -- | -- | -- | -- | -- | -- | -- | -- | -- | -- | -- | -- | -- | -- | -- | -- | -- | -- | -- | 7 | -- | -- | -- | 7 |
| Freeway Totals | 14 | 12 | 6 | 4 | 36 | 14 | 12 | 6 | 4 | 36 | 21 | 13 | 6 | 4 | 44 | 22 | 13 | 6 | 4 | 45 | 68 | 51 | 22 | 10 | 151 |
| Westbound Totals | 65 | 57 | 32 | 16 | 170 | 66 | 57 | 32 | 15 | 170 | 73 | 57 | 33 | 15 | 178 | 74 | 58 | 32 | 15 | 179 | 119 | 96 | 48 | 22 | 285 |
| Eastbound and West- bound totals | | | | | | | | | | | | | | | | | | | | | | | | | |
| Local | 78 | 90 | 76 | 27 | 271 | 81 | 90 | 76 | 26 | 273 | 81 | 89 | 77 | 26 | 273 | 81 | 90 | 77 | 25 | 273 | 79 | 91 | 77 | 27 | 274 |
| Freeway | 18 | 25 | 22 | 7 | 72 | 18 | 25 | 22 | 7 | 72 | 25 | 26 | 27 | 8 | 86 | 26 | 26 | 28 | 8 | 88 | 88 | 101 | 88 | 23 | 300 |
| Grand Total | 96 | 115 | 98 | 34 | 343 | 99 | 115 | 98 | 33 | 345 | 106 | 115 | 104 | 34 | 359 | 107 | 116 | 105 | 33 | 361 | 167 | 192 | 165 | 50 | 574 |

PASSENGERS
(Crossing Section Line)

Lastbound From Los Angeles: Checked at Macy and Alameda

| Line No. | Cordon Check May 3, 1972 Scheduled Trips Departing Los Angeles | | | | | Before Busway December 5, 1972 Scheduled Trips Departing Los Angeles | | | | | After Busway Cordon Check May 2, 1973 Scheduled Trips Departing Los Angeles | | | | | Pre-First Phase July 6, 1973 Scheduled Trips Departing Los Angeles | | | | | October 2, 1973 After Initiation New Busway Station and Lines Scheduled Trips Departing Los Angeles | | | | | | | | | |
|------------------|---|------------------|------------------|------------------|--------|---|------------------|------------------|------------------|--------|---|------------------|------------------|------------------|--------|---|------------------|------------------|------------------|--------|--|------------------|------------------|------------------|--------|--|--|--|--|--|
| | 6AM to 9AM | 9AM to 3PM | 3PM to 6PM | 6PM to 8PM | Totals | 6AM to 9AM | 9AM to 3PM | 3PM to 6PM | 6PM to 8PM | Totals | 6AM to 9AM | 9AM to 3PM | 3PM to 6PM | 6PM to 8PM | Totals | 6AM to 9AM | 9AM to 3PM | 3PM to 6PM | 6PM to 8PM | Totals | 6AM to 9AM | 9AM to 3PM | 3PM to 6PM | 6PM to 8PM | Totals | | | | | |
| Local Service | | | | | | | | | | | | | | | | | | | | | | | | | | | | | | |
| 52 | 96 | 109 | 536 | 61 | 802 | 109 | 144 | 607 | 81 | 941 | 114 | 135 | 561 | 76 | 886 | 130 | 150 | 589 | 68 | 937 | 91 | 111 | 521 | 69 | 792 | | | | | |
| 53 | 130 | 157 | 552 | 116 | 955 | 197 | 227 | 621 | 137 | 1,182 | 139 | 222 | 562 | 136 | 1,039 | 179 | 228 | 601 | 155 | 1,163 | 112 | 126 | 525 | 87 | 850 | | | | | |
| 63 | 62 | 148 | 564 | 79 | 853 | 151 | 187 | 594 | 84 | 1,016 | 79 | 125 | 497 | 77 | 778 | 115 | 175 | 578 | 76 | 944 | 98 | 159 | 581 | 93 | 931 | | | | | |
| 69 | 9 | 25 | 101 | 35 | 170 | 3 | 34 | 126 | 22 | 185 | 14 | 33 | 120 | 27 | 194 | 5 | 26 | 162 | 14 | 207 | 6 | 34 | 142 | 24 | 206 | | | | | |
| Local Totals | 297 | 439 | 1753 | 291 | 2,780 | 460 | 592 | 1948 | 324 | 3,324 | 346 | 495 | 1740 | 316 | 2,897 | 429 | 579 | 1930 | 313 | 3,251 | 307 | 430 | 1769 | 273 | 2,779 | | | | | |
| Freeway Service | | | | | | | | | | | | | | | | | | | | | | | | | | | | | | |
| 53L | -- | -- | 239 | -- | 239 | -- | -- | 253 | -- | 253 | -- | -- | 285 | -- | 285 | -- | -- | 281 | -- | 281 | -- | -- | -- | -- | -- | | | | | |
| 60 | 57 | 184 | 294 | 66 | 601 | 73 | 207 | 358 | 95 | 733 | 53 | 213 | 457 | 71 | 794 | 71 | 228 | 527 | 124 | 950 | 85 | 242 | 552 | 97 | 976 | | | | | |
| 401 | -- | -- | -- | -- | -- | -- | -- | -- | -- | -- | -- | -- | -- | -- | -- | -- | -- | -- | -- | -- | 25 | 45 | 286 | 39 | 395 | | | | | |
| 402 | -- | -- | -- | -- | -- | -- | -- | -- | -- | -- | -- | -- | -- | -- | -- | -- | -- | -- | -- | -- | 14 | 40 | 274 | 22 | 350 | | | | | |
| 403 | -- | -- | -- | -- | -- | -- | -- | -- | -- | -- | -- | -- | -- | -- | -- | -- | -- | -- | -- | -- | -- | -- | 119 | -- | 119 | | | | | |
| 404 | -- | -- | -- | -- | -- | -- | -- | -- | -- | -- | -- | -- | -- | -- | -- | -- | -- | -- | -- | -- | 2 | 32 | 232 | -- | 266 | | | | | |
| 405 | -- | -- | -- | -- | -- | -- | -- | -- | -- | -- | -- | -- | -- | -- | -- | -- | -- | -- | -- | -- | -- | -- | 142 | -- | 142 | | | | | |
| Freeway Totals | 57 | 184 | 533 | 66 | 840 | 73 | 207 | 611 | 95 | 986 | 53 | 213 | 742 | 71 | 1,079 | 71 | 228 | 808 | 124 | 1,231 | 126 | 359 | 1605 | 158 | 2,248 | | | | | |
| Eastbound Totals | 354 | 623 | 2286 | 357 | 3,620 | 533 | 799 | 2559 | 419 | 4,310 | 399 | 708 | 2482 | 389 | 3,976 | 500 | 807 | 2738 | 437 | 4,482 | 433 | 789 | 3374 | 431 | 5,007 | | | | | |

Westbound to Los Angeles: Checked at Arcadia and Alameda and Macy and Alameda

| Line No. | Local Service | | | | | Freeway Service | | | | | Local Service | | | | | Freeway Service | | | | | Local Service | | | | | Freeway Service | | | | |
|--------------------------------|------------------|------------------|------------------|------------------|--------|------------------|------------------|------------------|------------------|--------|------------------|------------------|------------------|------------------|--------|------------------|------------------|------------------|------------------|--------|------------------|------------------|------------------|------------------|--------|-----------------|--|--|--|--|
| | 6AM to 9AM | 9AM to 3PM | 3PM to 6PM | 6PM to 8PM | Totals | 6AM to 9AM | 9AM to 3PM | 3PM to 6PM | 6PM to 8PM | Totals | 6AM to 9AM | 9AM to 3PM | 3PM to 6PM | 6PM to 8PM | Totals | 6AM to 9AM | 9AM to 3PM | 3PM to 6PM | 6PM to 8PM | Totals | 6AM to 9AM | 9AM to 3PM | 3PM to 6PM | 6PM to 8PM | Totals | | | | | |
| Local Service | | | | | | | | | | | | | | | | | | | | | | | | | | | | | | |
| 52 | 619 | 221 | 91 | 21 | 952 | 604 | 308 | 106 | 16 | 1,034 | 607 | 200 | 127 | 16 | 950 | 558 | 181 | 81 | 5 | 325 | 474 | 143 | 112 | 19 | 748 | | | | | |
| 53 | 612 | 234 | 133 | 22 | 1,001 | 535 | 395 | 145 | 23 | 1,098 | 540 | 255 | 114 | 42 | 951 | 564 | 275 | 122 | 34 | 995 | 540 | 229 | 96 | 35 | 900 | | | | | |
| 63 | 615 | 256 | 86 | 20 | 977 | 603 | 266 | 77 | 16 | 962 | 629 | 187 | 72 | 50 | 918 | 552 | 228 | 82 | 27 | 884 | 572 | 284 | 97 | 25 | 978 | | | | | |
| 69 | 190 | 45 | 30 | -- | 265 | 188 | 59 | 13 | -- | 260 | 213 | 47 | 20 | -- | 280 | 232 | 57 | 8 | -- | 297 | 169 | 41 | 21 | -- | 231 | | | | | |
| Local Totals | 2036 | 756 | 340 | 63 | 3,195 | 1930 | 1028 | 341 | 55 | 3,354 | 1989 | 689 | 333 | 88 | 3,099 | 1906 | 741 | 293 | 66 | 3,006 | 1755 | 697 | 326 | 79 | 3,857 | | | | | |
| Freeway Service | | | | | | | | | | | | | | | | | | | | | | | | | | | | | | |
| 53L | 284 | -- | -- | -- | 284 | 281 | -- | -- | -- | 281 | 332 | -- | -- | -- | 332 | 418 | -- | -- | -- | 418 | -- | -- | -- | -- | -- | | | | | |
| 60 | 276 | 302 | 146 | 56 | 780 | 314 | 274 | 116 | 44 | 748 | 459 | 325 | 54 | 40 | 878 | 506 | 386 | 96 | 54 | 1,042 | 505 | 237 | 109 | 48 | 899 | | | | | |
| 401 | -- | -- | -- | -- | -- | -- | -- | -- | -- | -- | -- | -- | -- | -- | -- | -- | -- | -- | -- | -- | 298 | 82 | 40 | 7 | 427 | | | | | |
| 402 | -- | -- | -- | -- | -- | -- | -- | -- | -- | -- | -- | -- | -- | -- | -- | -- | -- | -- | -- | -- | 275 | 70 | 22 | 11 | 378 | | | | | |
| 403 | -- | -- | -- | -- | -- | -- | -- | -- | -- | -- | -- | -- | -- | -- | -- | -- | -- | -- | -- | -- | 116 | -- | -- | -- | 116 | | | | | |
| 404 | -- | -- | -- | -- | -- | -- | -- | -- | -- | -- | -- | -- | -- | -- | -- | -- | -- | -- | -- | -- | 148 | 47 | 5 | -- | 200 | | | | | |
| 405 | -- | -- | -- | -- | -- | -- | -- | -- | -- | -- | -- | -- | -- | -- | -- | -- | -- | -- | -- | -- | 105 | -- | -- | -- | 105 | | | | | |
| Freeway Totals | 560 | 302 | 146 | 56 | 1,064 | 595 | 274 | 116 | 44 | 1,029 | 791 | 325 | 54 | 40 | 1,210 | 924 | 366 | 96 | 54 | 1,460 | 1447 | 436 | 176 | 66 | 1,125 | | | | | |
| Westbound Totals | 2596 | 1058 | 486 | 119 | 4,259 | 2525 | 1302 | 457 | 99 | 4,383 | 2780 | 1014 | 387 | 128 | 4,309 | 2830 | 1127 | 389 | 120 | 4,466 | 3202 | 1133 | 502 | 145 | 4,982 | | | | | |
| Eastbound and Westbound Totals | | | | | | | | | | | | | | | | | | | | | | | | | | | | | | |
| Local | 2333 | 1195 | 2093 | 354 | 5975 | 2390 | 1620 | 2289 | 379 | 6678 | 2335 | 1184 | 2073 | 404 | 5996 | 2335 | 1320 | 2223 | 379 | 6257 | 2062 | 1127 | 2095 | 352 | 5,636 | | | | | |
| Freeway | 617 | 486 | 679 | 122 | 1904 | 668 | 481 | 727 | 139 | 2015 | 844 | 538 | 796 | 111 | 2289 | 995 | 614 | 904 | 178 | 2691 | 1573 | 795 | 1781 | 224 | 4,373 | | | | | |
| Grand Total | 2950 | 1681 | 2772 | 476 | 7879 | 3058 | 2101 | 3016 | 518 | 8693 | 3179 | 1722 | 2869 | 515 | 8285 | 3330 | 1934 | 3127 | 557 | 8948 | 3635 | 1922 | 3876 | 576 | 10,009 | | | | | |

SAN BERNARDINO BUSWAY

Average Passengers
Per Trip

May 3, 1972

December 5, 1972

Eastbound from Los Angeles: Checks and Time Periods at Macy and Alameda

| Local Service | 6 AM-9 AM | 9 AM-3 PM | 3 PM-6 PM | 6 PM-8 PM | Totals | 6 AM-9 AM | 9 AM-3 PM | 3 PM-6 PM | 6 PM-8 PM | Totals |
|---------------|-----------|-----------|-----------|-----------|--------|-----------|-----------|-----------|-----------|--------|
| 52 | 12 | 8.4 | 33.5 | 15.3 | 19.6 | 13.6 | 11.1 | 37.9 | 20.3 | 23.0 |
| 53 | 16.3 | 13.1 | 39.4 | 23.2 | 24.5 | 24.6 | 18.9 | 44.4 | 27.4 | 30.3 |
| 63 | 7.8 | 11.4 | 35.3 | 19.8 | 20.8 | 15.1 | 14.4 | 37.1 | 21.0 | 23.6 |
| 69 | 3 | 3.6 | 25.3 | 17.5 | 10.6 | 1.0 | 4.9 | 31.5 | 11.0 | 11.6 |
| Local Total | 11.0 | 9.8 | 35.1 | 19.4 | 20.3 | 15.9 | 13.2 | 39.0 | 21.6 | 23.6 |
| Freeway | | | | | | | | | | |
| 53L | -- | -- | 34.1 | -- | 34.1 | -- | -- | 36.1 | -- | 36.1 |
| 60 | 14.3 | 14.2 | 32.7 | 22.0 | 20.7 | 18.3 | 15.9 | 39.8 | 31.7 | 25.3 |
| 401 | -- | -- | -- | -- | -- | -- | -- | -- | -- | -- |
| 402 | -- | -- | -- | -- | -- | -- | -- | -- | -- | -- |
| 403 | -- | -- | -- | -- | -- | -- | -- | -- | -- | -- |
| 404 | -- | -- | -- | -- | -- | -- | -- | -- | -- | -- |
| 405 | -- | -- | -- | -- | -- | -- | -- | -- | -- | -- |
| Freeway Total | 14.3 | 14.2 | 33.3 | 22.0 | 23.3 | 18.3 | 15.9 | 38.2 | 31.7 | 27.4 |
| East Total | 11.42 | 10.7 | 34.6 | 19.8 | 20.9 | 16.2 | 13.8 | 38.8 | 23.3 | 24.6 |

Westbound to Los Angeles: Checks and Time Periods at Macy and Alameda

| Local Service | 6 AM-9 AM | 9 AM-3 PM | 3 PM-6 PM | 6 PM-8 PM | Totals | 6 AM-9 AM | 9 AM-3 PM | 3 PM-6 PM | 6 PM-8 PM | Totals |
|----------------------|-----------|-----------|-----------|-----------|--------|-----------|-----------|-----------|-----------|--------|
| 52 | 44.2 | 17.0 | 10.1 | 5.3 | 23.8 | 40.3 | 23.7 | 11.8 | 5.3 | 25.9 |
| 53 | 43.7 | 18.0 | 22.2 | 5.5 | 27.1 | 38.2 | 30.4 | 24.2 | 5.8 | 29.7 |
| 63 | 36.2 | 19.7 | 12.3 | 6.7 | 24.0 | 35.5 | 20.5 | 11.0 | 5.3 | 24.1 |
| 69 | 31.7 | 7.5 | 7.5 | 0 | 15.6 | 31.3 | 9.8 | 3.3 | 0 | 15.3 |
| Local Total | 39.9 | 16.8 | 13.1 | 5.3 | 23.8 | 37.1 | 22.8 | 9.5 | 5.0 | 25.0 |
| Freeway | | | | | | | | | | |
| 53L | 40.6 | -- | -- | -- | 40.6 | 40.1 | -- | -- | -- | 40.1 |
| 60 | 39.4 | 25.2 | 24.3 | 14.0 | 26.9 | 44.9 | 22.8 | 19.3 | 11.0 | 25.8 |
| 401 | -- | -- | -- | -- | -- | -- | -- | -- | -- | -- |
| 402 | -- | -- | -- | -- | -- | -- | -- | -- | -- | -- |
| 403 | -- | -- | -- | -- | -- | -- | -- | -- | -- | -- |
| 404 | -- | -- | -- | -- | -- | -- | -- | -- | -- | -- |
| 405 | -- | -- | -- | -- | -- | -- | -- | -- | -- | -- |
| Freeway Total | 40.0 | 25.2 | 24.3 | 14.0 | 29.6 | 42.5 | 22.8 | 19.3 | 11.0 | 28.6 |
| West Total | 39.9 | 18.6 | 15.2 | 7.4 | 25.1 | 38.3 | 22.8 | 14.3 | 6.6 | 25.8 |
| East and West Totals | | | | | | | | | | |
| Local | 29.9 | 13.3 | 27.5 | 13.1 | 22.0 | 29.5 | 18.0 | 30.1 | 14.6 | 24.5 |
| Freeway | 34.3 | 19.4 | 30.9 | 17.4 | 26.4 | 37.1 | 19.2 | 33.0 | 19.9 | 28.0 |
| Grand Total | 30.7 | 14.6 | 28.3 | 14.0 | 23.0 | 30.9 | 18.3 | 30.8 | 15.7 | 25.2 |

SAN BERNARDINO BUSWAY

Average Passengers
Per Trip

May 2, 1973

June 6, 1973

Eastbound From Los Angeles: Checks and Time Periods at Macy and Alameda

| Local Service | 6 AM-9 PM | 9 AM-3 PM | 3 PM-6 PM | 6 PM-8 PM | Totals | 6 AM-9 PM | 9 AM-3 PM | 3 PM-6 PM | 6 PM-8 PM | Totals |
|---------------|-----------|-----------|-----------|-----------|--------|-----------|-----------|-----------|-----------|--------|
| 52 | 14.3 | 10.4 | 35.1 | 19.0 | 21.6 | 16.3 | 11.5 | 36.8 | 17.0 | 22.9 |
| 53 | 17.4 | 16.8 | 40.1 | 27.2 | 26.6 | 22.4 | 19.0 | 42.9 | 31.0 | 29.8 |
| 63 | 7.9 | 9.6 | 31.1 | 19.3 | 18.1 | 11.5 | 13.5 | 36.1 | 19.0 | 22.0 |
| 69 | 4.7 | 4.7 | 30.0 | 13.5 | 12.1 | 1.7 | 3.7 | 32.4 | 14.0 | 12.9 |
| Local Total | 11.9 | 11.0 | 34.8 | 21.1 | 20.8 | 14.8 | 12.9 | 37.8 | 22.4 | 23.4 |
| Freeway | | | | | | | | | | |
| 53L | -- | -- | 35.6 | -- | 35.6 | -- | -- | 35.1 | -- | 35.1 |
| 60 | 13.3 | 16.4 | 35.2 | 17.8 | 22.7 | 17.8 | 17.5 | 37.6 | 31.0 | 27.1 |
| 401 | -- | -- | -- | -- | -- | -- | -- | -- | -- | -- |
| 402 | -- | -- | -- | -- | -- | -- | -- | -- | -- | -- |
| 403 | -- | -- | -- | -- | -- | -- | -- | -- | -- | -- |
| 404 | -- | -- | -- | -- | -- | -- | -- | -- | -- | -- |
| 405 | -- | -- | -- | -- | -- | -- | -- | -- | -- | -- |
| Freeway Total | 13.3 | 16.4 | 35.3 | 17.8 | 25.1 | 17.8 | 17.5 | 36.7 | 31.0 | 28.6 |
| East Total | 12.1 | 12.2 | 35.0 | 20.4 | 21.8 | 15.2 | 13.9 | 37.5 | 24.3 | 24.6 |

Westbound to Los Angeles: Checks and Time Periods at Macy and Alameda

| Local Service | 6 AM-9 PM | 9 AM-3 PM | 3 PM-6 PM | 6 PM-8 PM | Totals | 6 AM-9 PM | 9 AM-3 PM | 3 PM-6 PM | 6 PM-8 PM | Totals |
|----------------------|-----------|-----------|-----------|-----------|--------|-----------|-----------|-----------|-----------|--------|
| 52 | 40.5 | 16.7 | 12.7 | 5.3 | 23.8 | 37.2 | 13.9 | 9.0 | 1.7 | 20.6 |
| 53 | 38.6 | 19.6 | 19.0 | 10.5 | 25.7 | 40.3 | 21.2 | 20.3 | 8.5 | 26.9 |
| 63 | 37.0 | 14.4 | 10.3 | 16.7 | 23.0 | 32.5 | 17.5 | 11.7 | 9.0 | 22.2 |
| 69 | 35.5 | 7.8 | 5.0 | 0 | 16.5 | 38.7 | 9.5 | 2.0 | 0 | 17.5 |
| Local Total | 38.3 | 15.7 | 12.3 | 8.0 | 23.1 | 36.7 | 16.5 | 11.3 | 6.0 | 22.4 |
| Freeway | | | | | | | | | | |
| 53L | 33.2 | -- | -- | -- | 33.2 | 38.0 | -- | -- | -- | 38.0 |
| 60 | 41.7 | 25.0 | 9.0 | 10.0 | 25.8 | 46.0 | 29.7 | 16.0 | 13.5 | 30.6 |
| 401 | -- | -- | -- | -- | -- | -- | -- | -- | -- | -- |
| 402 | -- | -- | -- | -- | -- | -- | -- | -- | -- | -- |
| 403 | -- | -- | -- | -- | -- | -- | -- | -- | -- | -- |
| 404 | -- | -- | -- | -- | -- | -- | -- | -- | -- | -- |
| 405 | -- | -- | -- | -- | -- | -- | -- | -- | -- | -- |
| Freeway Total | 37.7 | 25.0 | 9.0 | 10.0 | 27.5 | 42.0 | 29.7 | 16.0 | 13.5 | 32.4 |
| West Total | 38.1 | 17.8 | 11.7 | 8.5 | 24.2 | 38.2 | 19.4 | 12.2 | 8.0 | 24.9 |
| East and West Totals | | | | | | | | | | |
| Local | 28.8 | 13.3 | 26.9 | 15.5 | 22.0 | 28.8 | 14.7 | 28.9 | 15.2 | 22.9 |
| Freeway Grand Total | 33.8 | 19.9 | 29.5 | 13.9 | 26.6 | 38.3 | 23.6 | 32.3 | 22.3 | 30.6 |
| Total | 30.0 | 15.0 | 27.6 | 15.1 | 23.1 | 31.1 | 16.7 | 29.8 | 16.9 | 24.8 |

SAN BERNARDIN BUSWAY

Average Passengers
Per TripOctober 2, 1973Eastbound from Los Angeles: Checks and Time Periods at Macy and Alameda

| Local Service | 6 AM-9 AM | 9 AM-3 PM | 3 PM-6 PM | 6 PM-8 PM | Totals |
|---------------|-----------|-----------|-----------|-----------|--------|
| 52 | 11.4 | 8.5 | 30.6 | 17.3 | 18.9 |
| 53 | 16.0 | 9.7 | 37.5 | 17.4 | 21.8 |
| 63 | 9.8 | 12.2 | 36.0 | 23.3 | 21.7 |
| 69 | 2.0 | 4.9 | 35.5 | 12.0 | 12.9 |
| Local Total | 11.0 | 9.3 | 34.7 | 18.2 | 19.9 |
| Freeway | | | | | |
| 53L | -- | -- | -- | -- | -- |
| 60 | 21.3 | 18.6 | 30.7 | 24.3 | 25.0 |
| 401 | 5.0 | 3.5 | 22.0 | 7.8 | 11.0 |
| 402 | 2.3 | 3.3 | 18.3 | 5.5 | 9.5 |
| 403 | -- | -- | 19.6 | -- | 19.6 |
| 404 | .4 | 2.7 | 29.0 | -- | 10.6 |
| 405 | -- | -- | 23.7 | -- | 23.7 |
| Freeway Total | 6.3 | 7.2 | 24.3 | 12.2 | 15.1 |
| East Total | 9.0 | 8.2 | 28.8 | 15.4 | 17.4 |

Westbound to Los Angeles: Checks and Time Periods at Macy and Alameda

| Local Service | 6 AM-9 AM | 9 AM-3 PM | 3 PM-6 PM | 6 PM-8 PM | Totals |
|----------------------|-----------|-----------|-----------|-----------|--------|
| 52 | 31.6 | 11.0 | 12.4 | 6.3 | 18.7 |
| 53 | 38.6 | 17.6 | 16.0 | 7.0 | 23.7 |
| 63 | 35.8 | 21.7 | 13.9 | 8.3 | 25.1 |
| 69 | 28.2 | 6.8 | 5.3 | 0 | 13.6 |
| Local Total | 34.4 | 15.5 | 12.5 | 6.6 | 21.3 |
| Freeway | | | | | |
| 53L | -- | -- | -- | -- | -- |
| 60 | 25.3 | 18.2 | 18.2 | 12.0 | 20.9 |
| 401 | 22.9 | 6.8 | 6.7 | 2.3 | 12.6 |
| 402 | 19.6 | 5.4 | 3.7 | 3.7 | 10.5 |
| 403 | 16.6 | -- | -- | -- | 16.6 |
| 404 | 21.1 | 3.6 | 1.3 | -- | 8.3 |
| 405 | 15.0 | -- | -- | -- | 15.0 |
| Freeway Total | 21.3 | 8.5 | 8.0 | 6.6 | 14.1 |
| West Total | 26.9 | 11.8 | 10.5 | 6.6 | 17.5 |
| East and West Totals | | | | | |
| Local | 26.1 | 12.4 | 27.2 | 13.0 | 20.6 |
| Freeway | 17.9 | 7.9 | 20.2 | 9.7 | 14.6 |
| Grand Total | 21.8 | 10.0 | 23.5 | 11.5 | 17.4 |