



Source : Metro Archive Metrolink Testing near Arcadia, 1987

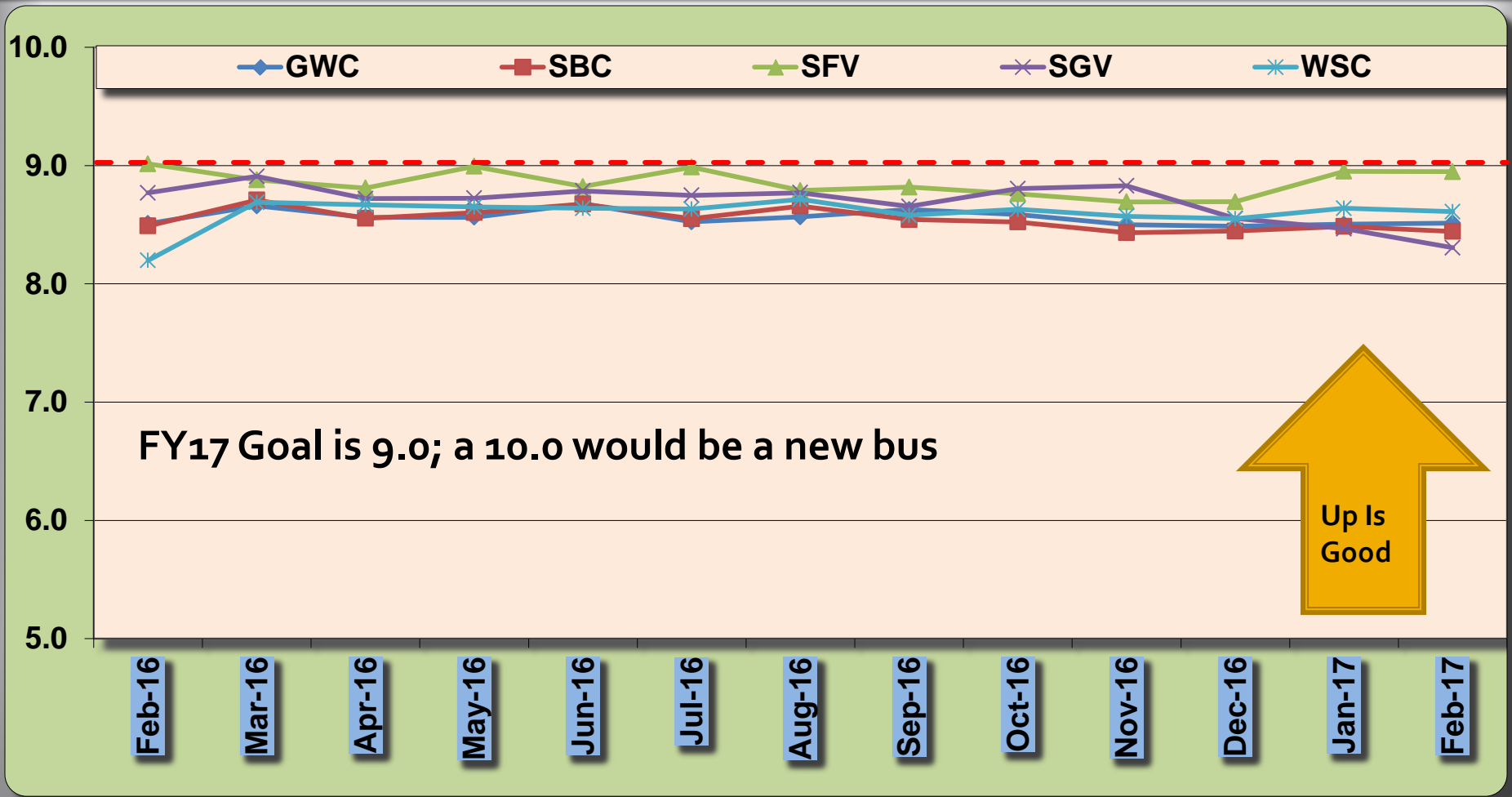
REGIONAL SERVICE COUNCILS – San Gabriel Valley

# Metro Bus Performance Report

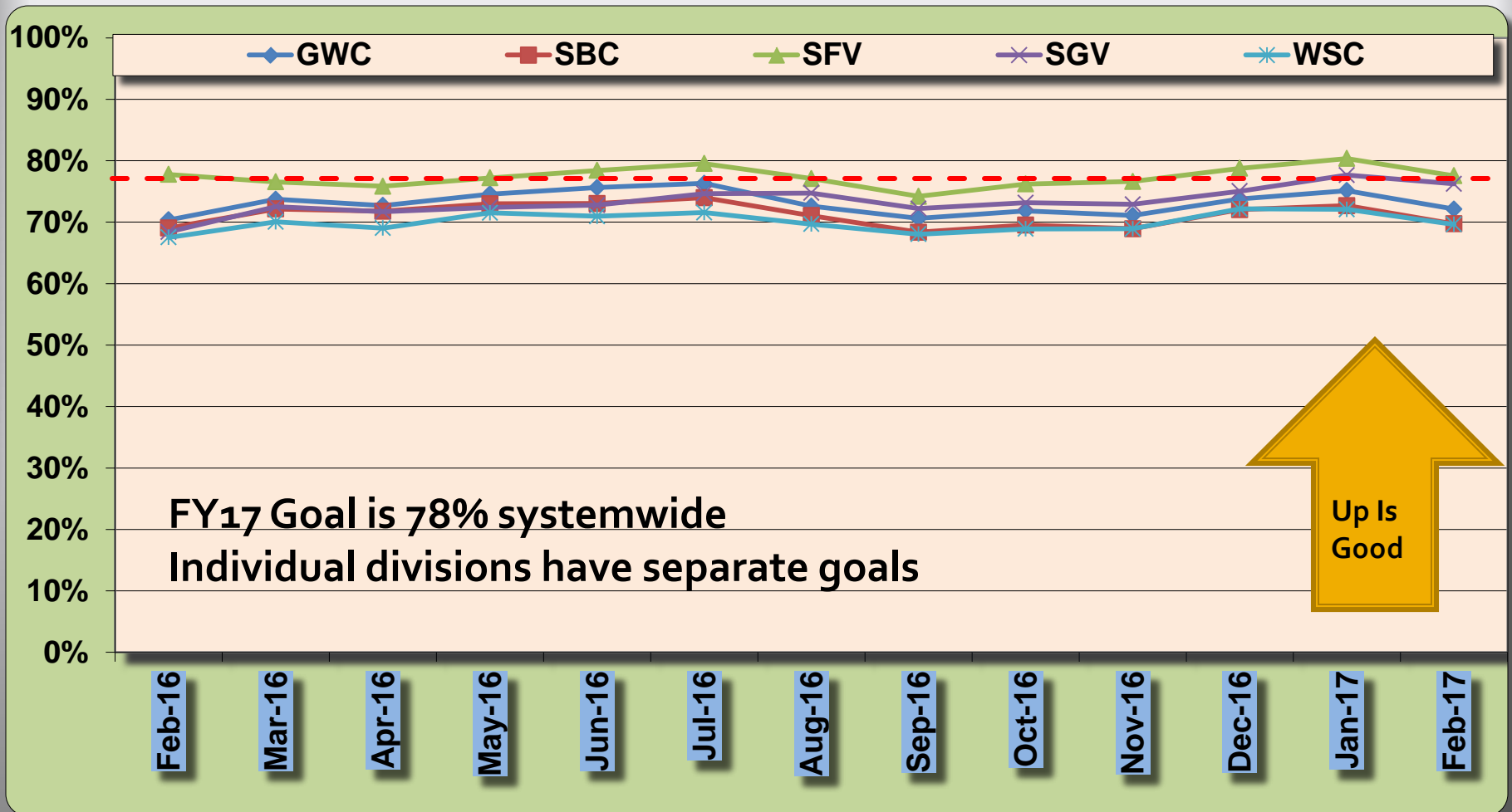
## April 2017

# Bus Cleanliness Ratings

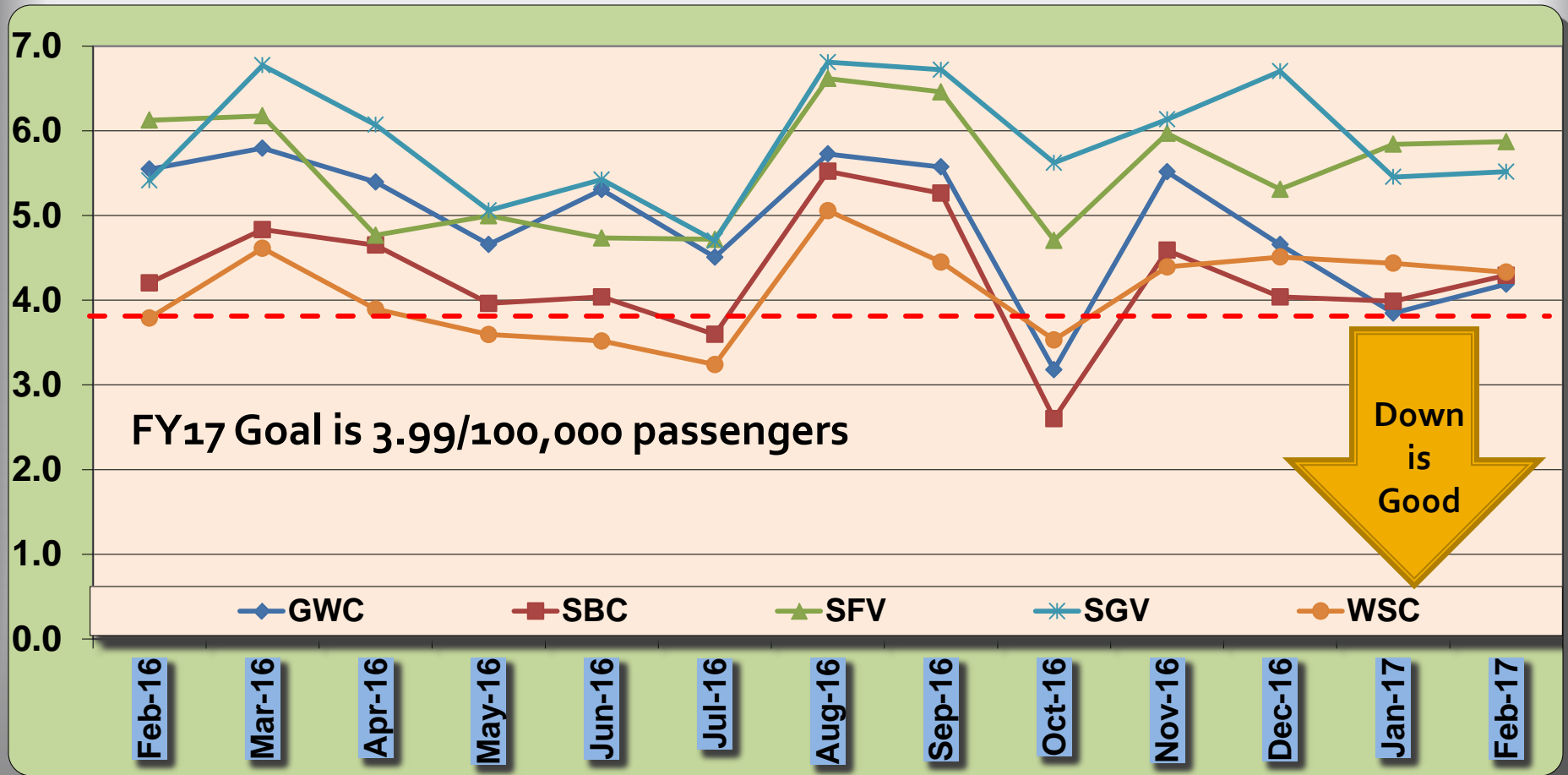
## February 2016 to February 2017



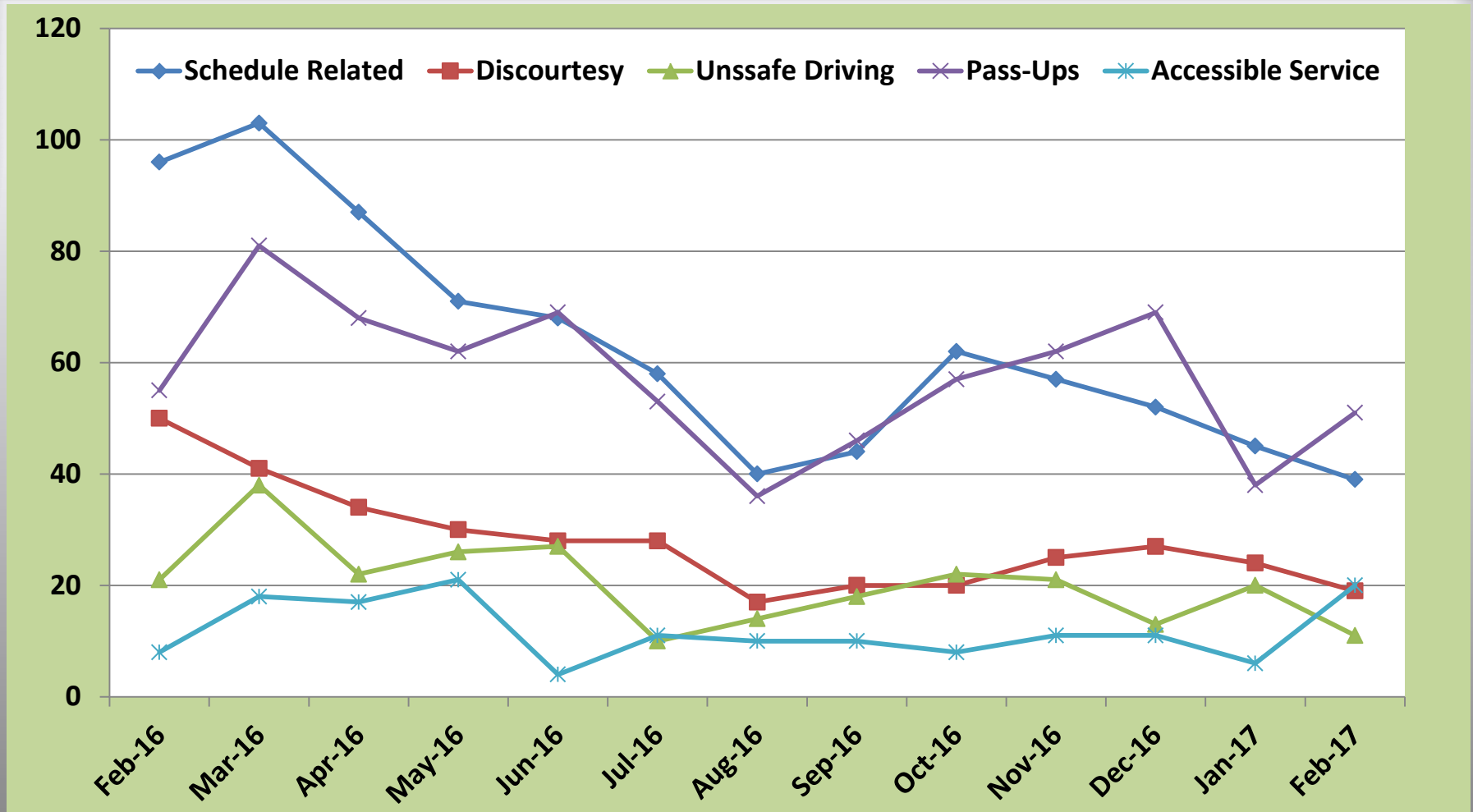
# Metro Bus On-Time Performance February 2016 to February 2017



# Bus Customer Complaint Rates February 2016 to February 2017



# SGV Bus Customer Complaint Rates February 2016 to February 2017

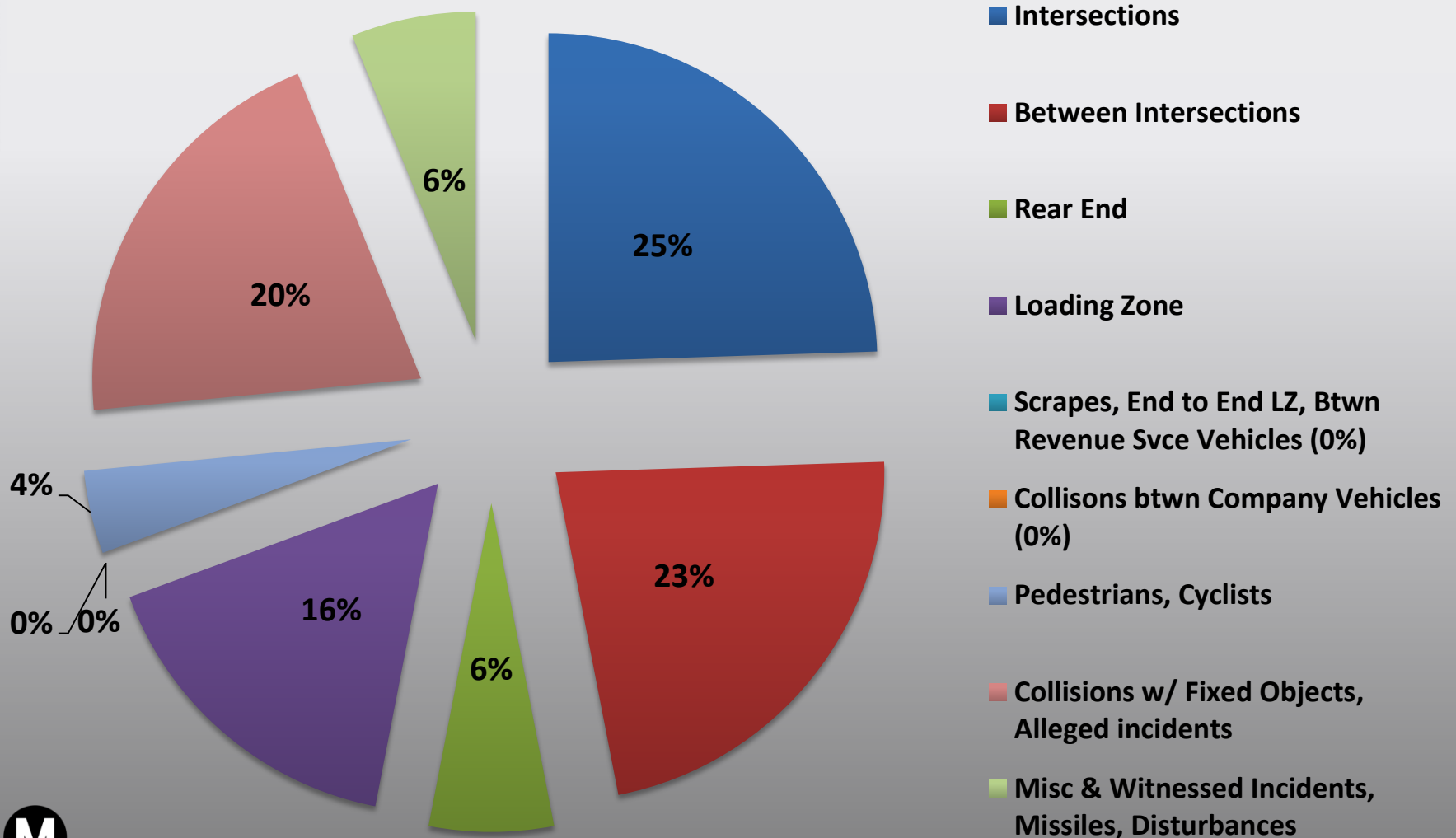


# SGV Accidents By Category

## November 2016 to February 2017

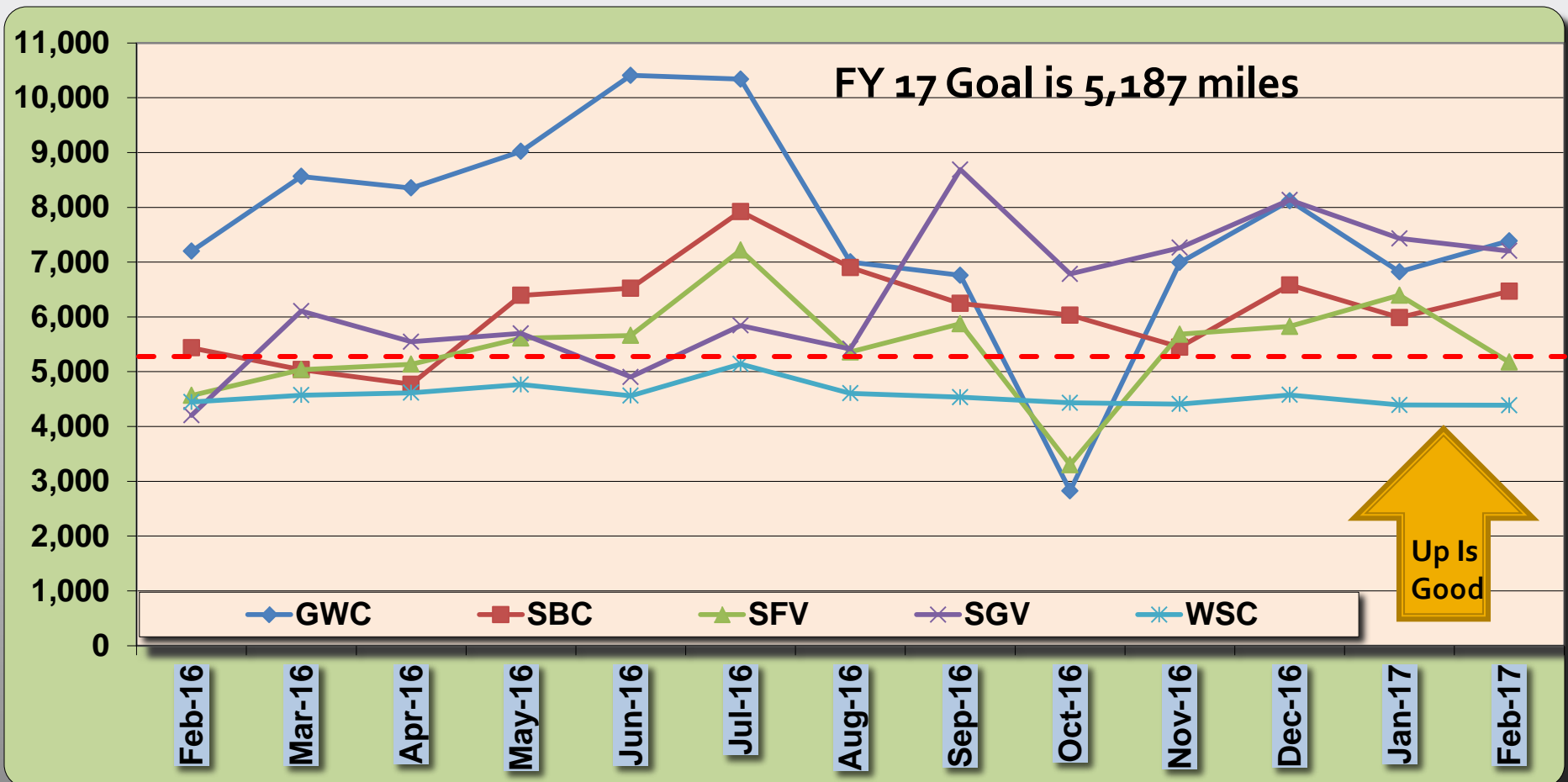
	Nov 2016	Dec 2016	Jan 2017	Feb 2017
Intersections	12	12	6	12
Between intersections	6	13	20	11
Rear end	6	6	1	3
Loading zone	3	2	5	8
Scrapes, end to end LZ, btwn revenue service vehicles	0	0	0	0
Collisions between company vehicles	2	3	2	0
Pedestrians, Cyclists	0	0	1	2
Collisions w/ fixed objects, alleged incidents	5	5	4	10
Misc & witnessed incidents, missiles, disturbances	6	3	3	3

# SGV Accidents by Type February 2017



# Mean Miles Between Mechanical Road Calls

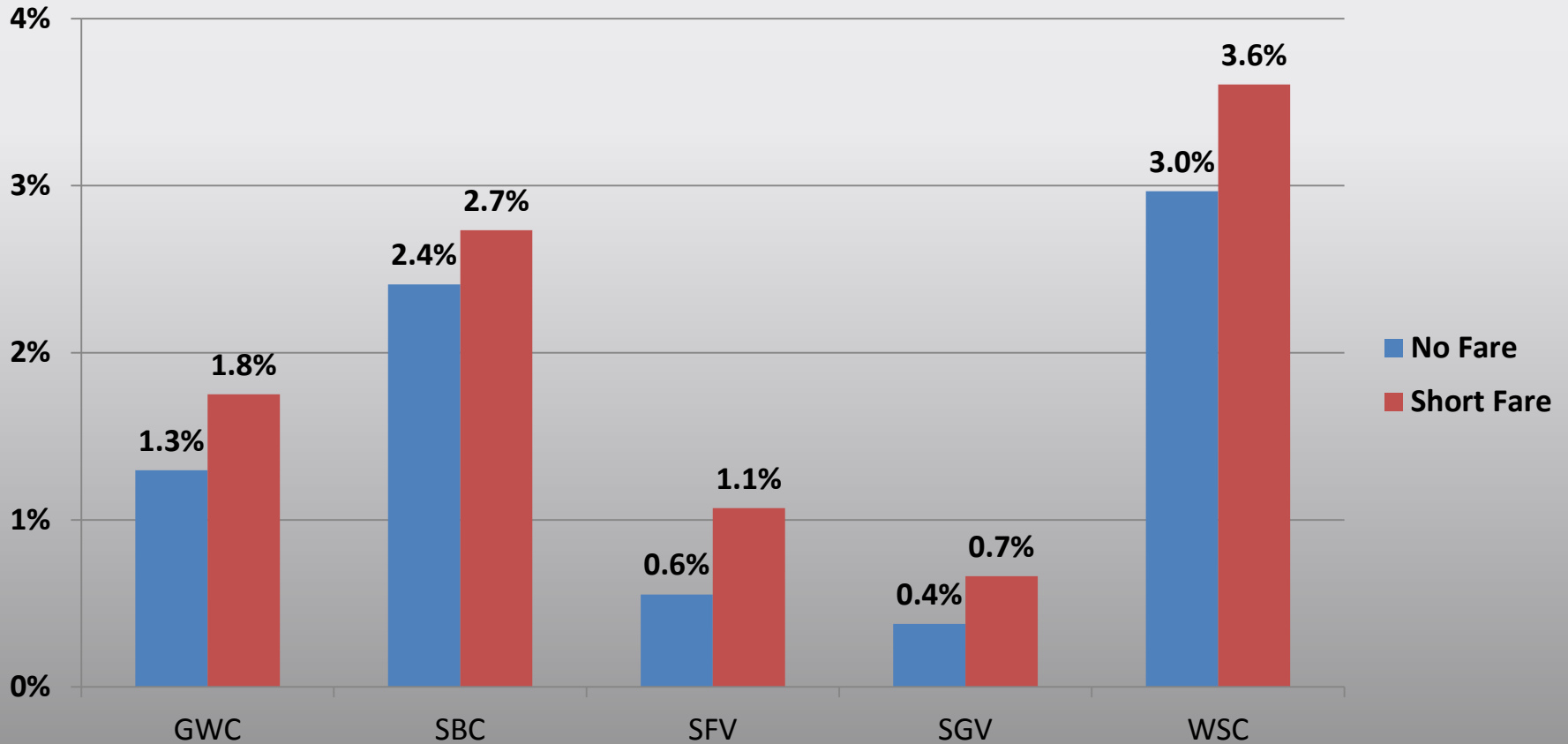
## February 2016 to February 2017





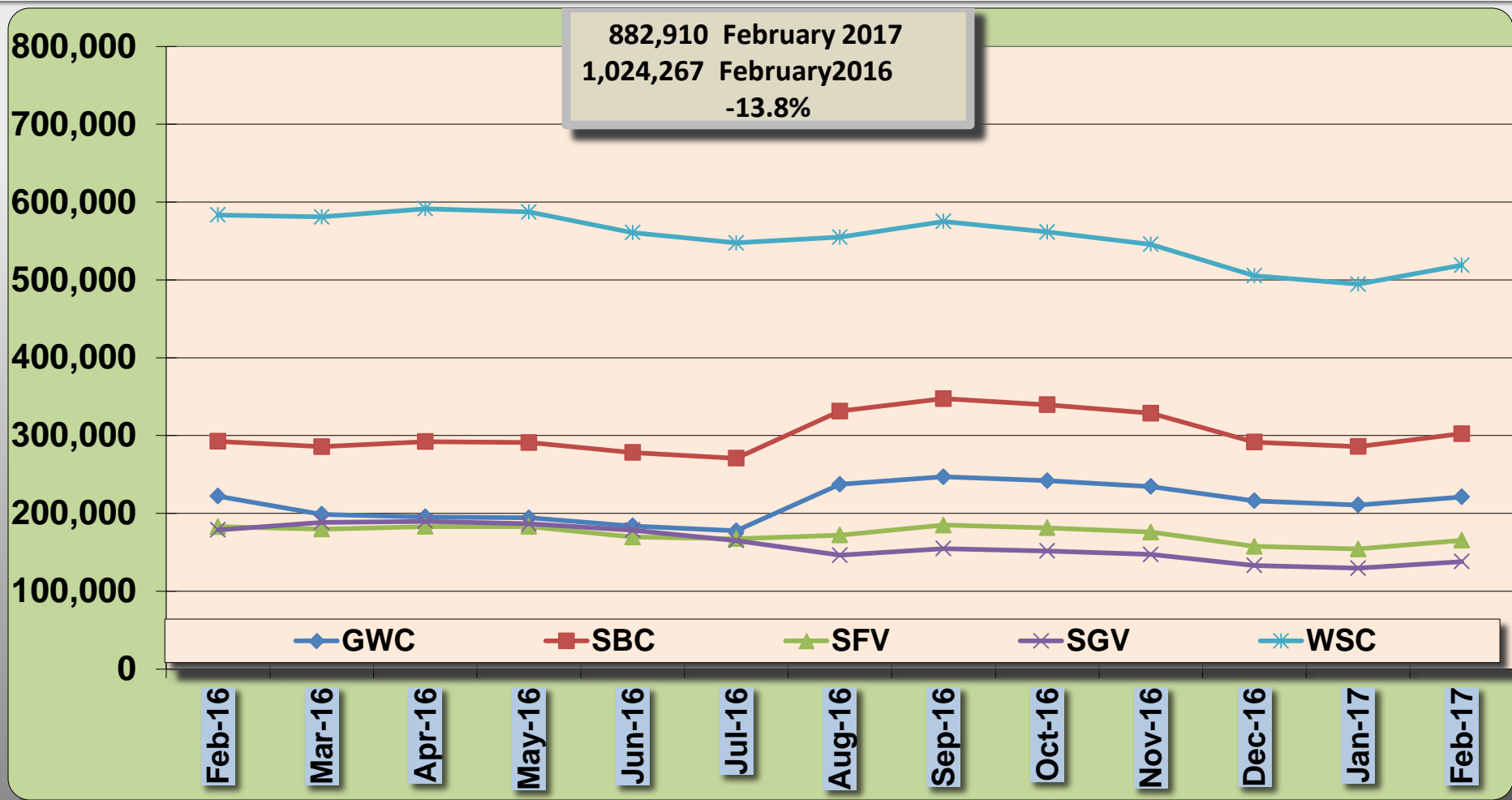
# Weekday Short Fare or No Fare\*

## February 2017



\*Based on operator recorded instances

# Average Weekday Metro Bus Ridership February 2016 to February 2017



# Average Weekday Boardings for Bus & Rail by Mode

	Feb-17	Feb-16	Feb-15
<b>Bus</b>			
<b>Directly Operated</b>	<b>802,344</b>	<b>931,956</b>	<b>1,011,973</b>
Orange Line	24,399	27,023	29,722
Silver Line	14,982	16,884	15,213
Contracted Bus	41,185	48,404	52,972
<b>Bus Systemwide</b>	<b>882,910</b>	<b>1,024,267</b>	<b>1,109,880</b>
<b>Rail</b>			
Red / Purple Line	143,964	142,319	147,469
Blue Line	74,596	74,202	80,105
Green Line	32,449	38,050	39,143
Gold Line	50,599	47,931	44,362
Expo Line	55,388	30,785	30,191
<b>Rail Systemwide</b>	<b>356,996</b>	<b>333,287</b>	<b>341,270</b>
<b>Total Systemwide</b>	<b>1,239,906</b>	<b>1,357,554</b>	<b>1,451,150</b>

# Items of Note – April 2017

- Draft Measure M Guidelines released for public comment
  - Review period March 23 – May 26, 2017. Guidelines and link to submit comments at [theplan.metro.net/](http://theplan.metro.net/)
- Honorary dedicated plaques to former Monrovia Mayor Bob Bartlett installed at the Monrovia Gold Line operations campus and Monrovia Gold Line Station March 28



# Items of Note – April 2017

- Dodger Stadium Express Service started April 1
- I-10 Bridge Repairs
  - Replacement of the seal that joins the old original bridge with the newer piece that the busway uses.
  - New cement has been engineered that will cure in 4 hours.
  - 55-hour closures will occur on weekends only, two bridge repairs with each closure. Expected 10 weekend closures, 5 in each direction.
  - Metro and all operators will still have access to the Express Lanes portions not affected by the closures, as well as CSULA and Hospital Stations
  - Work to begin January 2018.

# Items of Note – April 2017

- Foothill Transit Public Meetings and Hearing for Fare & Service Changes
  - Changes proposed to Foothill Transit Lines 187, 188, 291, 292, 855, 480, 481, 493, 494, 690, 851
  - Fare changes to include discount for TAP card users, add a day pass, and eliminate Foothill Transit – to – Foothill Transit transfers
  - Community meeting dates:
    - Tues April 11, 4-6 p.m. at Glendora Library (Bidwell Forum)
    - Wed April 12, 4-6 p.m. at Covina City Hall Council Chambers
    - Thurs April 13, 4-6 p.m. at San Dimas City Hall (Stanley Plummer Community Building)
    - Tues April 18, 1-3 p.m. at Pomona Library, Thurs April 20, 1-3 p.m. at El Monte City Hall East Council Chambers
  - Public Hearing: Sat April 22, 9 a.m., 100 S Vincent Av, 2nd Floor, West Covina, 91790
  - Public comment deadline Mon April 24. Info: <http://foothilltransit.org/changes/>

# Questions?



Source : Metro Archive

SCRTD demo of new wheelchair lifts on buses March 8, 1984