



Metro

**OPERATIONS COMMITTEE
JUNE 21, 2007**

SUBJECT: LINE 442 STATUS REPORT

ACTION: RECEIVE AND FILE

RECOMMENDATION

Receive and file update on the cancellation of Line 442 (LA – Hawthorne Express).

ISSUE

In April 2007, the Board approved a motion by Director Burke asking staff to report back on Line 442 and the potential for replacement service to be provided by the City of Los Angeles.

DISCUSSION

Following a public hearing and comment period earlier in the year, the Metro South Bay Governance Council approved the cancellation of Line 442 in March 2007. The Council took this action based on the abundance of alternatives available for affected Line 442 customers, low ridership and the high subsidies required to operate this superfluous route.

Since Director Burke's motion, staff discussed the continuation of Line 442 service with the City of Los Angeles Department of Transportation (LADOT). Due to projected shortfalls in funding, it appears that LADOT will not be in a position to assume the operation of Line 442. While Formula Allocation Program (FAP) funds could be made available to LADOT, there would still be a substantial shortfall since the FAP and passenger fares together would only provide about 50% of the ongoing annual operating costs. LADOT has indicated that without full recovery of the costs they will not be able to provide the service.

The Service Performance Analysis Department estimates that 250 riders board Line 442 on the average weekday (there is no weekend service). Only one-half of the total riders use the express route between downtown Los Angeles and Manchester Avenue, the other one-half of the ridership uses Line 442 to make local trips on Manchester Av. in the City of Los Angeles or on La Brea Av. in the City of Inglewood. Both Manchester Av. and La Brea Av. are heavily served by other lines with frequent service.

For the one-half or approximately 125 boarding passengers that ride Line 442 between downtown Los Angeles and South Los Angeles, there are many options still in place including five other express routes on the Harbor Transitway, three Metro Rapid routes that feed the Wilshire / Western and Wilshire/Vermont Metro Rail Stations, and the new Line 940 Hawthorne Rapid Express that offers a faster travel time to downtown Los Angeles than Line 442.


Security Issues

The riders of Line 442 have indicated their opposition to cancellation based on a number of issues, including crime and homeless people at the Manchester Transitway Station along the Harbor Freeway. This is the location where some Line 442 customers, but not all, would transfer from Lines 115/315 (Manchester Av.) to an express bus on the Harbor Transitway. Metro Facilities Maintenance recently took action to improve the lighting on Manchester Av. and in the elevators and stairs leading up to the transitway. Caltrans has taken efforts to clean up the park and ride lot on the west side of the station. Law enforcement agencies, including Los Angeles Police Department and the Los Angeles Sheriffs Department, have collaborated to reduce crime and to minimize the homeless encampments adjacent the station. Metro continues to inspect and clean the station on a daily basis. Over 200 passengers a day board buses at the Manchester Station, making it the third busiest station on the Transitway after the Harbor Green Line and the Artesia Transit Center.

ATTACHMENT:

A. April 30, 2007 Line 442 Presentation

Prepared by: Dana Coffey, General Manager – Metro South Bay



Carolyn Flowers
Interim Chief Operations Officer



Roger Snoble
Chief Executive Officer

Leading the Way with Metro South Bay

Line 442

April 30, 2007 Update

Dana M. Coffey, South Bay Sector General Manager



Metro

Line 442 Overview

- **Customized Service**
- **Abundant Alternatives**
- **Competes with Metro Green Line and Harbor Expressway**
- **Too many empty seats**
- **High Subsidy per Passenger**
- **Match Capacity to Demand**



Metro

Line 442 – Total Boardings per Trip


<u>Metro Trip</u>	<u>Bus Run</u>	<u>Trip Start Time</u>	<u>Boardings</u>
1,000	76	5:47:00	16
1,040	64	6:09:00	14
1,080	69	6:37:00	22
1,120	61	7:01:00	22
1,160	62	7:25:00	19
1,200	67	7:50:00	<u>16</u>
			108
1,010	63	15:56:00	23
1,050	62	16:22:00	22
1,090	67	16:45:00	27
1,130	68	17:10:00	14
1,170	69	17:36:00	10
1,210	79	18:07:00	<u>12</u>
			108



Metro

Line 442 Passenger Load Profile - AM

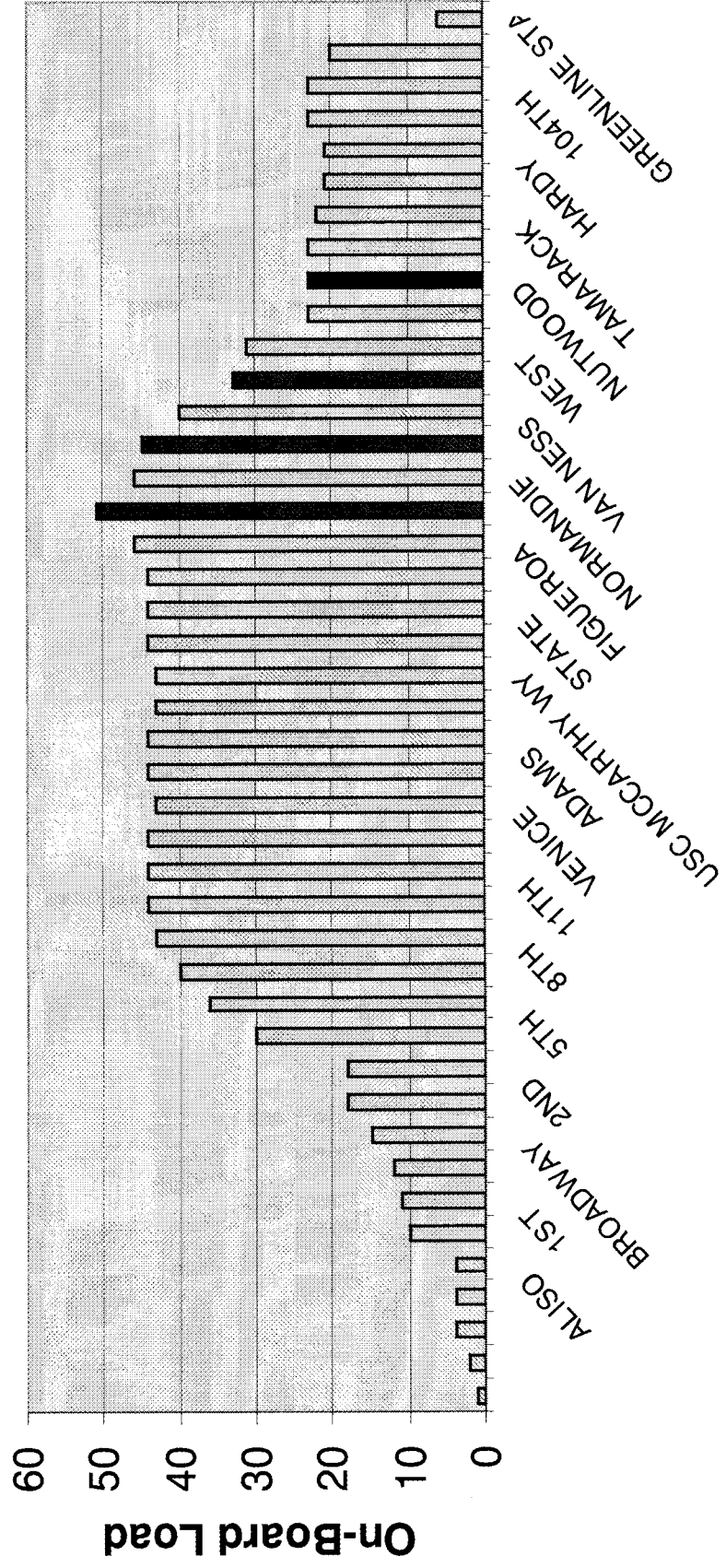
Line 442 Northbound AM



Metro

Line 442 Passenger Load - PM

Line 442 Southbound PM



Line 442 Compared to Other Express

Metro South Bay Express Lines	FY 07 Q2 Average Weekday Boardings	# Trips per Day	Passengers per Trip	FY 07 RPI Subsidy per Boarding
439	910	43	21	\$ 7.46
442	249	12	21	\$ 6.98
444	3,248	58	56	\$ 2.86
445	1,256	38	33	\$ 4.22
446/447	4,452	96	46	\$ 2.64
450X	578	79	30	\$ 2.58
550	3,251	63	52	\$ 3.39



Metro

Line 439 similar low performer

Options / Alternative Service Levels

<u>Line</u>	<u># of Trips</u> <u>per day</u>	<u>Peak Period</u> <u>Frequency</u>	<u>Weekday</u> <u>Span</u>
115	151	15 min	5 AM - 12 AM
315	29	15 min	peaks only
442	12	25 min	peaks only
740	129	10 min	5 AM – 9 PM
Harbor Expressway Downtown LA	224	7 min	5 AM - 1 AM
Green Line	217	7 min	4 AM - 1 AM
New Line 940	8	30 min	peaks only

Many service alternatives exist for Line 442 riders, including faster service on new Line 940

Hawthorne Rapid Express



Metro

New Line 940 – Hawthorne Rapid Express featuring only 5 stops

**Hawthorne Rapid Express from South Bay
Galleria to Union Station, with stops at:**

- Hawthorne Green Line
- Manchester/La Brea
- Crenshaw/King
- Vermont/King
- 6th/Broadway

**Another service alternative and faster travel time
to downtown LA**



Metro

Line 439 – similar low demand to 442

- **Recent changes in June '06 -- shorter route**
- **South end now provided by Beach Cities Transit**
- **Service levels and changes in performance under review**
- **Minimal Service Alternatives to Line 439**
- **Continue Dialogue with Culver CityBus for potential transfer of service**



Metro

Transfer Locations for Alternative Service

- **Line 940 at La Brea/Manchester**
- **Line 710 at Crenshaw/Manchester**
- **Line 757 at Western/Manchester**
- **Line 754 at Vermont/Manchester**
- **Harbor Expressway at 110 Fwy/Manchester**
- **Park-Ride from Crenshaw Green Line to Harbor Expressway (444, 445, 446, 447, 450X – service operates every 7 minutes)**



Metro

