



Metro

December 24, 2008

To: Independent Citizen's Advisory and Oversight Committee

From: Josie V. Nicasio, Controller *Josie V. Nicasio*

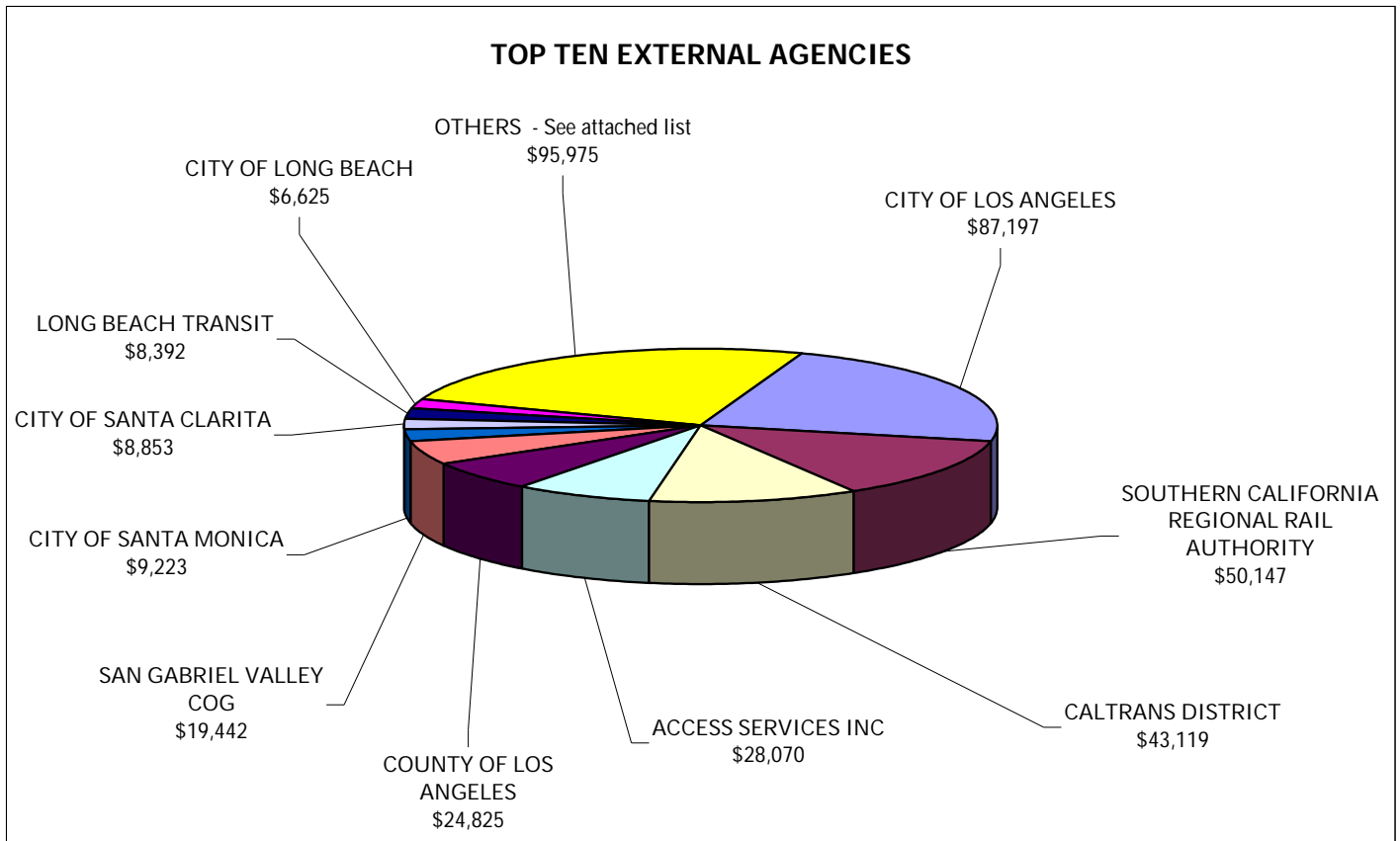
The attached documents are submitted in relation to the ICAOC on January 27, 2009 board meeting:

- Independent Auditor's Report on Schedule of Revenues and Expenditures for Proposition A and Proposition C
- Schedule of Transportation Subsidies to External Agencies – Prop A
- Schedule of MTA Expenditures – Prop A
- Schedule of Transportation Subsidies to External Agencies – Prop C
- Schedule of MTA Expenditures – Prop C.

If you have any questions, please do not hesitate to call me @213.922.6810.

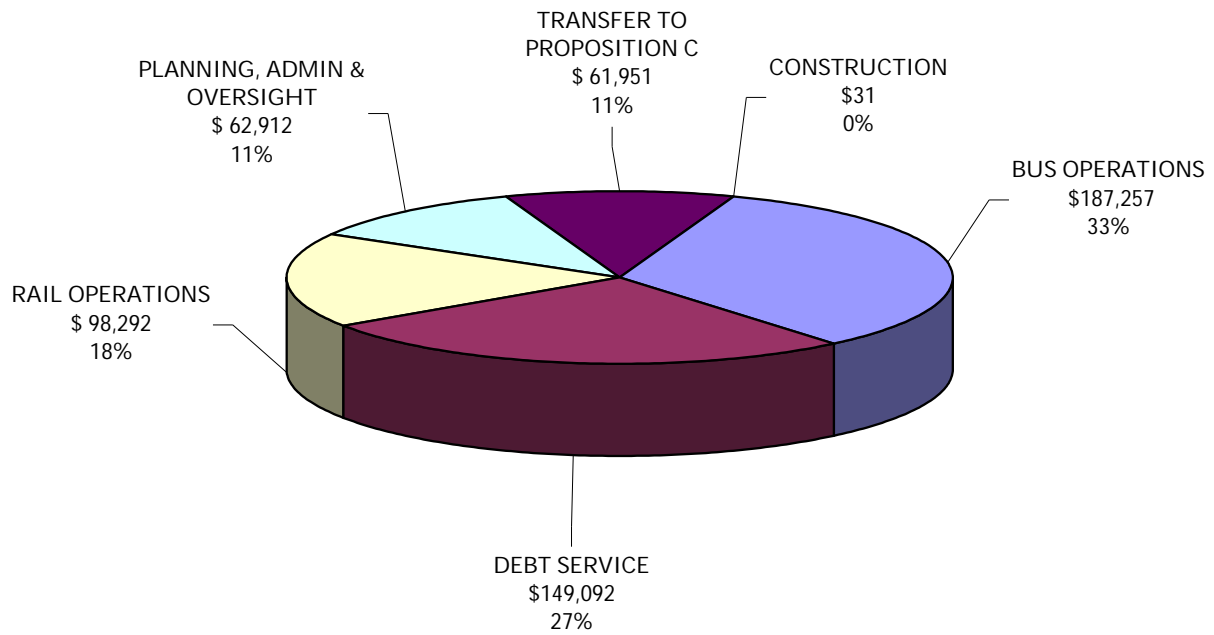
Attachments

**PROPOSITION C
TRANSPORTATION SUBSIDIES TO EXTERNAL AGENCIES
FISCAL YEAR 2008
(Amounts in thousands)**



AGENCIES	AMOUNT
CITY OF LOS ANGELES	\$ 87,197
SOUTHERN CALIFORNIA REGIONAL RAIL AUTHORITY	50,147
CALTRANS DISTRICT	43,119
ACCESS SERVICES INC	28,070
COUNTY OF LOS ANGELES	24,825
SAN GABRIEL VALLEY COG	19,442
CITY OF SANTA MONICA	9,223
CITY OF SANTA CLARITA	8,853
LONG BEACH TRANSIT	8,392
CITY OF LONG BEACH	6,625
OTHERS - See attached list	95,975
TOTAL	\$ 381,868

**PROPOSITION A
MTA EXPENDITURES
FISCAL YEAR 2008
(Amounts in thousands)**



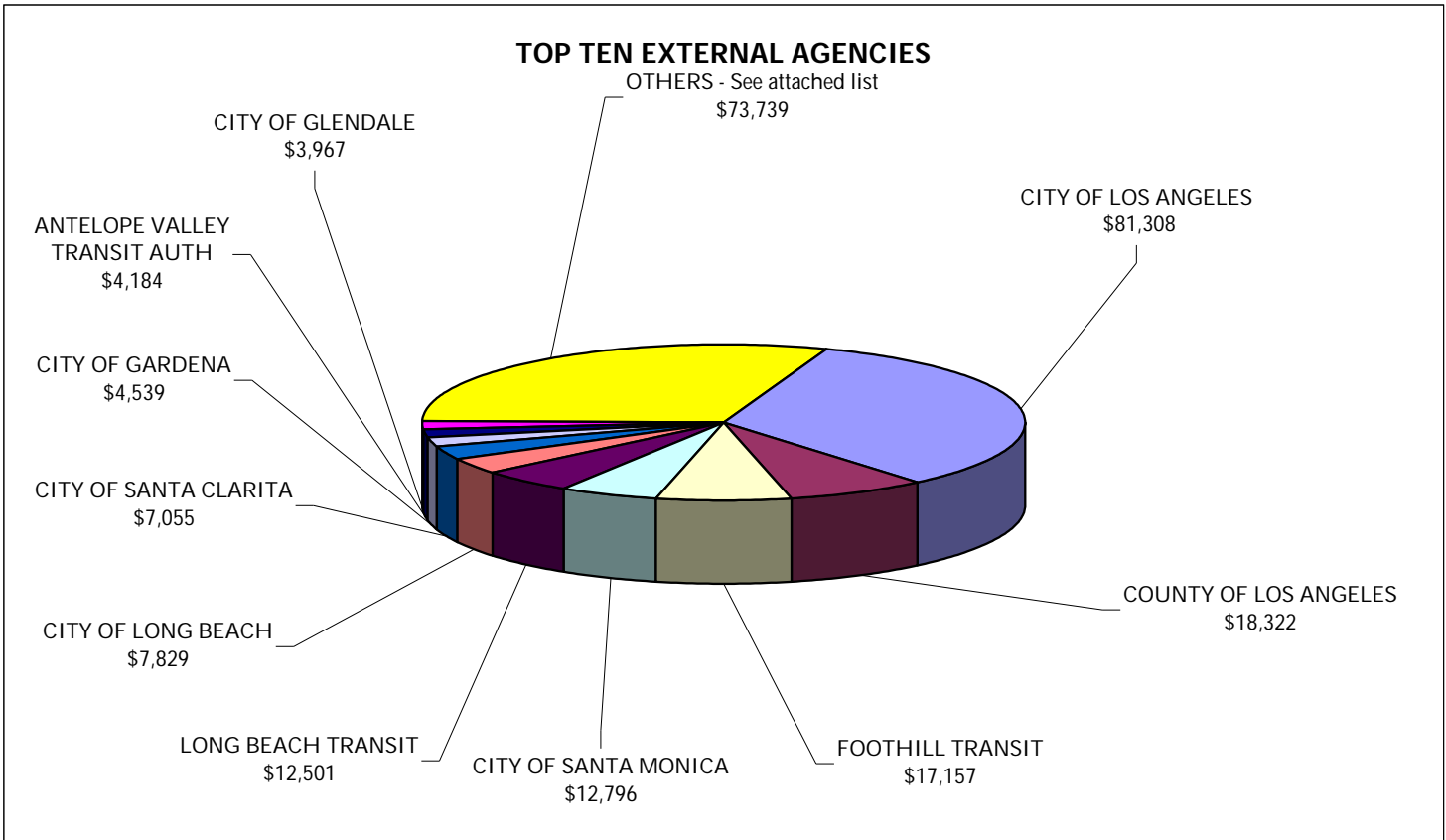
EXPENDITURES	AMOUNT	%
BUS OPERATIONS	\$ 187,257	33%
DEBT SERVICE	149,092	27%
RAIL OPERATIONS	98,292	18%
PLANNING, ADMIN & OVERSIGHT	62,912	11%
TRANSFER TO PROPOSITION C	61,951	11%
CONSTRUCTION	31	0%
TOTAL	\$ 559,535	100%

PROPOSITION A
TRANSPORTATION SUBSIDIES TO EXTERNAL AGENCIES - OTHERS
FISCAL YEAR 2008
(Amounts in thousands)

Agencies	Amount
CITY OF AGOURA HILLS	\$ 453
CITY OF ALHAMBRA	1,515
CITY OF ARCADIA	1,088
CITY OF ARTESIA	279
CITY OF AVALON	591
CITY OF AZUSA	772
CITY OF BALDWIN PARK	1,448
CITY OF BELL	620
CITY OF BELL GARDENS	806
CITY OF BELLFLOWER	1,231
CITY OF BEVERLY HILLS	621
CITY OF BRADBURY	15
CITY OF BURBANK	1,707
CITY OF CALABASAS	374
CITY OF CARSON	1,810
CITY OF CERRITOS	1,055
CITY OF CLAREMONT	649
CITY OF COMMERCE	363
CITY OF COMPTON	1,646
CITY OF COVINA	789
CITY OF CUDAHY	432
CITY OF CULVER CITY	762
CITY OF DIAMOND BAR	954
CITY OF DOWNEY	1,919
CITY OF DUARTE	367
CITY OF EL MONTE	2,154
CITY OF EL SEGUNDO	271
CITY OF GLEN DORA	834
CITY OF HAWAIIAN GARDENS	253
CITY OF HAWTHORNE.	1,413
CITY OF HERMOSA BEACH	310
CITY OF HIDDEN HILLS	33
CITY OF HUNTINGTON PARK	1,251
CITY OF INDUSTRY	13
CITY OF INGLEWOOD	1,993
CITY OF IRWINDALE	25
CITY OF LA CANADA-FLINTRIDGE	340
CITY OF LA HABRA HEIGHTS	98
CITY OF LA MIRADA	889
CITY OF LA PUENTE	689
CITY OF LA VERNE	532
CITY OF LAKEWOOD	1,330
CITY OF LANCASTER	2,211
CITY OF LAWNSDALE	533

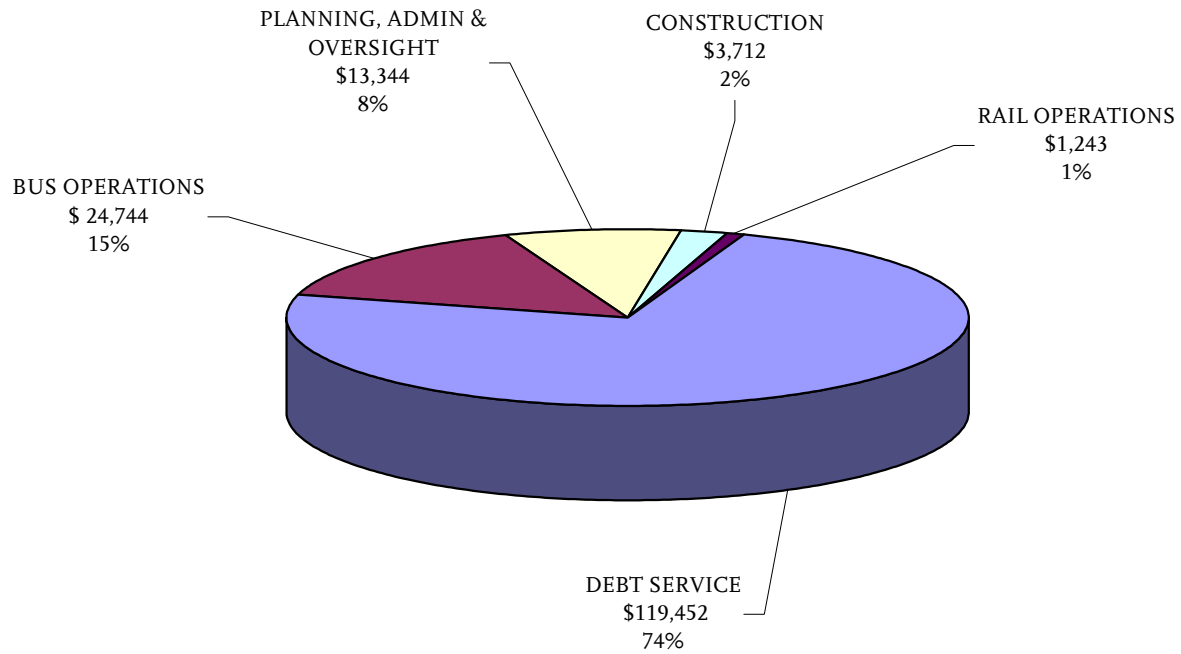
Agencies	Amount
CITY OF LOMITA	336
CITY OF LYNWOOD	1,221
CITY OF MALIBU	238
CITY OF MANHATTAN BEACH	596
CITY OF MAYWOOD	493
CITY OF MONROVIA	740
CITY OF MONTEBELLO	1,045
CITY OF MONTEREY PARK	1,177
CITY OF NORWALK	3,463
CITY OF PALMDALE	2,252
CITY OF PALOS VERDES ESTATES	224
CITY OF PARAMOUNT	923
CITY OF PASADENA	2,909
CITY OF PICO RIVERA	1,070
CITY OF POMONA	2,585
CITY OF RANCHO PALOS VERDES	687
CITY OF REDONDO BEACH	1,860
CITY OF ROLLING HILLS	31
CITY OF ROLLING HILLS ESTATES.	129
CITY OF ROSEMEAD	913
CITY OF SAN DIMAS	589
CITY OF SAN FERNANDO	400
CITY OF SAN GABRIEL	676
CITY OF SAN MARINO	215
CITY OF SANTA FE SPRINGS	291
CITY OF SIERRA MADRE	176
CITY OF SIGNAL HILL	177
CITY OF SOUTH EL MONTE	356
CITY OF SOUTH GATE	1,624
CITY OF SOUTH PASADENA	418
CITY OF TEMPLE CITY	567
CITY OF TORRANCE	3,848
CITY OF VERNON	1
CITY OF WALNUT	514
CITY OF WEST COVINA	1,948
CITY OF WEST HOLLYWOOD	965
CITY OF WESTLAKE VILLAGE	142
CITY OF WHITTIER	1,840
CULVER CITY MUNICIPAL BUS LINES	2,797
PALOS VERDES PENINSULA TRANSIT AUTH	197
POMONA VALLEY TRANSP AUTH	631
YEAR END ACCRUAL/REVERSAL	(4,963)
TOTAL	\$ 73,739

**PROPOSITION A
 TRANSPORTATION SUBSIDIES TO EXTERNAL AGENCIES
 FISCAL YEAR 2008
 (Amounts in thousands)**



AGENCIES	AMOUNT
CITY OF LOS ANGELES	\$ 81,308
COUNTY OF LOS ANGELES	18,322
FOOTHILL TRANSIT	17,157
CITY OF SANTA MONICA	12,796
LONG BEACH TRANSIT	12,501
CITY OF LONG BEACH	7,829
CITY OF SANTA CLARITA	7,055
CITY OF GARDENA	4,539
ANTELOPE VALLEY TRANSIT AUTH	4,184
CITY OF GLENDALE	3,967
OTHERS - See attached list	73,739
TOTAL	\$ 243,397

**PROPOSITION C
MTA EXPENDITURES
FISCAL YEAR 2008
(Amounts in thousands)**



EXPENDITURES	AMOUNT	%
DEBT SERVICE	\$ 119,452	74%
BUS OPERATIONS	24,744	15%
PLANNING, ADMIN & OVERSIGHT	13,344	8%
CONSTRUCTION	3,712	2%
RAIL OPERATIONS	1,243	1%
TOTAL	\$ 162,495	100%

PROPOSITION C
TRANSPORTATION SUBSIDIES TO EXTERNAL AGENCIES - OTHERS
FISCAL YEAR 2008
(Amounts in thousands)

Agencies	Amount	Agencies	Amount
ALAMEDA CORRIDOR - EAST CONSTR AUTH	\$ 202	CITY OF MALIBU	181
ANTELOPE VALLEY TRANSIT AUTH	2,076	CITY OF MANHATTAN BEACH	486
CITY OF AGOURA HILLS	467	CITY OF MAYWOOD	393
CITY OF ALHAMBRA	1,155	CITY OF MONROVIA	518
CITY OF ARCADIA	839	CITY OF MONTEBELLO	2,100
CITY OF ARTESIA	220	CITY OF MONTEREY PARK	856
CITY OF AVALON	46	CITY OF NORWALK	2,160
CITY OF AZUSA	640	CITY OF PALMDALE	1,879
CITY OF BALDWIN PARK	1,076	CITY OF PALOS VERDES EST.	187
CITY OF BELL	516	CITY OF PARAMOUNT	769
CITY OF BELL GARDENS	613	CITY OF PASADENA	3,113
CITY OF BELLFLOWER	1,026	CITY OF PICO RIVERA	890
CITY OF BEVERLY HILLS	476	CITY OF POMONA	2,141
CITY OF BRADBURY	12	CITY OF RANCHO PALOS VERDES	573
CITY OF BURBANK	1,418	CITY OF REDONDO BEACH	1,055
CITY OF CALABASAS	304	CITY OF ROLLING HILLS	26
CITY OF CARSON	1,296	CITY OF ROLLING HILLS EST.	108
CITY OF CERRITOS	729	CITY OF ROSEMEAD	759
CITY OF CLAREMONT	512	CITY OF SAN DIMAS	490
CITY OF COMMERCE	1,000	CITY OF SAN FERNANDO	332
CITY OF COMPTON	1,313	CITY OF SAN GABRIEL	562
CITY OF COVINA	1,531	CITY OF SAN MARINO	180
CITY OF CUDAHY	342	CITY OF SANTA FE SPRINGS	634
CITY OF CULVER CITY	896	CITY OF SIERRA MADRE	147
CITY OF DIAMOND BAR	794	CITY OF SIGNAL HILL	145
CITY OF DOWNEY	1,504	CITY OF SOUTH EL MONTE	296
CITY OF DUARTE	305	CITY OF SOUTH GATE	2,211
CITY OF EL MONTE	2,428	CITY OF SOUTH PASADENA	341
CITY OF EL SEGUNDO	3,168	CITY OF TEMPLE CITY	472
CITY OF GARDENA	2,733	CITY OF TORRANCE	4,827
CITY OF GLENDALE	3,401	CITY OF VERNON	1,940
CITY OF GLENORA	694	CITY OF WALNUT	426
CITY OF HAWAIIAN GARDENS	211	CITY OF WEST COVINA	1,494
CITY OF HAWTHORNE.	1,196	CITY OF WEST HOLLYWOOD	556
CITY OF HERMOSA BEACH	259	CITY OF WESTLAKE VILLAGE	118
CITY OF HIDDEN HILLS	27	CITY OF WHITTIER	1,157
CITY OF HUNTINGTON PARK	860	CULVER CITY MUNICIPAL BUS LINES	1,601
CITY OF INDUSTRY	11	FAME ASSISTANCE CORP	2,223
CITY OF INGLEWOOD	1,611	FOOTHILL TRANSIT	4,564
CITY OF IRWINDALE	21	GARDENA MUNICIPAL BUS LINES	1,122
CITY OF LA CANADA-FLINTRIDGE	284	GATEWAY CITIES COUNCIL OF GOVTS	94
CITY OF LA HABRA HEIGHTS	81	HUMAN SERVICES ASSOCIATION	35
CITY OF LA MIRADA	681	INT'L INSTITUTE OF L A	2,492
CITY OF LA PUENTE	574	MONTEBELLO MUNICIPAL BUS LINES	1,327
CITY OF LA VERNE	443	PORT OF LONG BEACH	352
CITY OF LAKEWOOD	1,108	SANDAG	4
CITY OF LANCASTER	1,804	SHELTER PARTNERSHIP	357
CITY OF LAWNSDALE	443	YEAR END ACCRUAL/REVERSAL	2,528
CITY OF LOMITA	280		
CITY OF LYNWOOD	1,128		
		TOTAL	\$ 95,975