

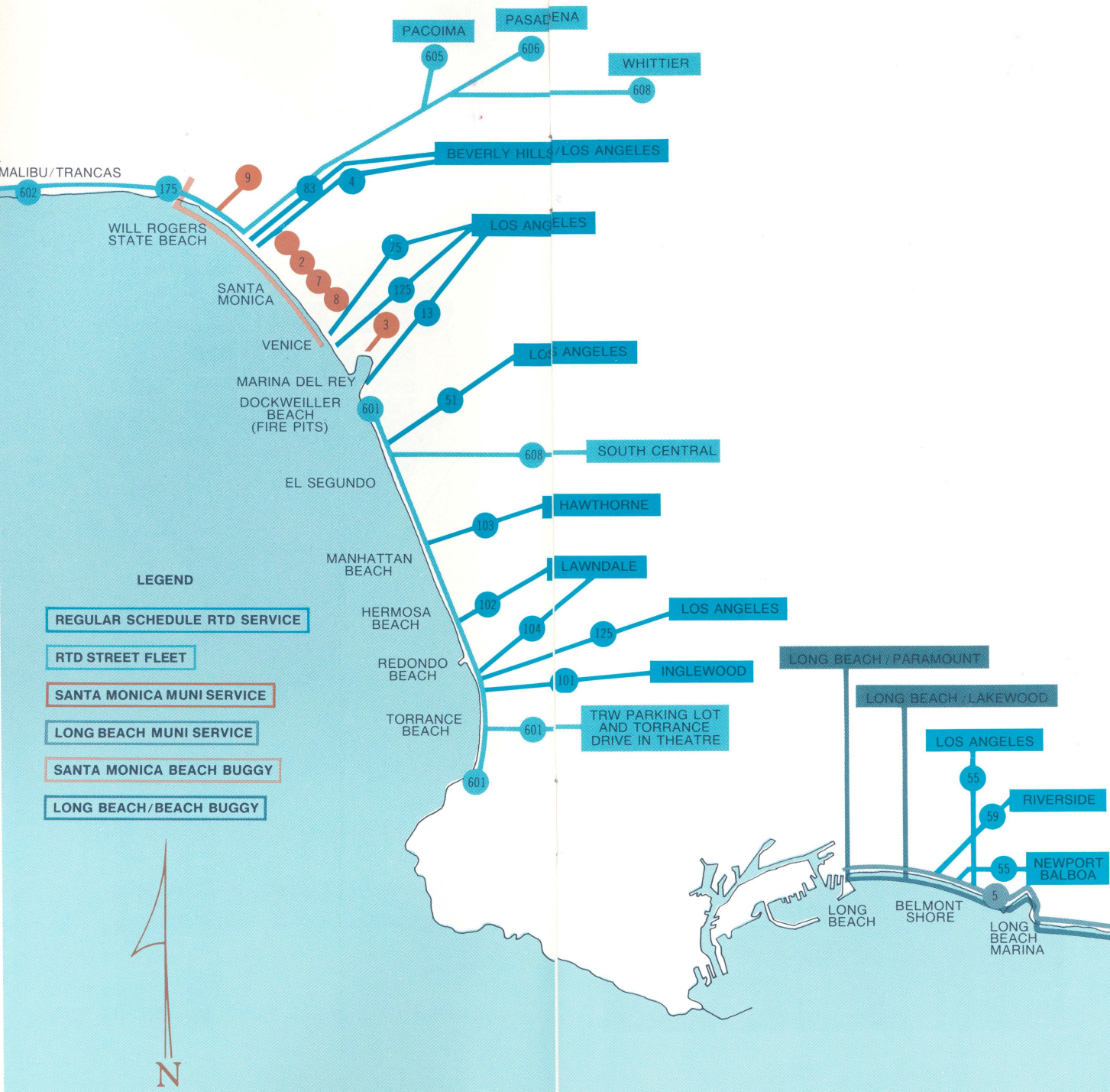
Summer Beach Service

JOIN



Now thru Labor Day

SOUTHERN CALIFORNIA RAPID TRANSIT DISTRICT



A WHOLE NEW WAY OF GETTING THERE

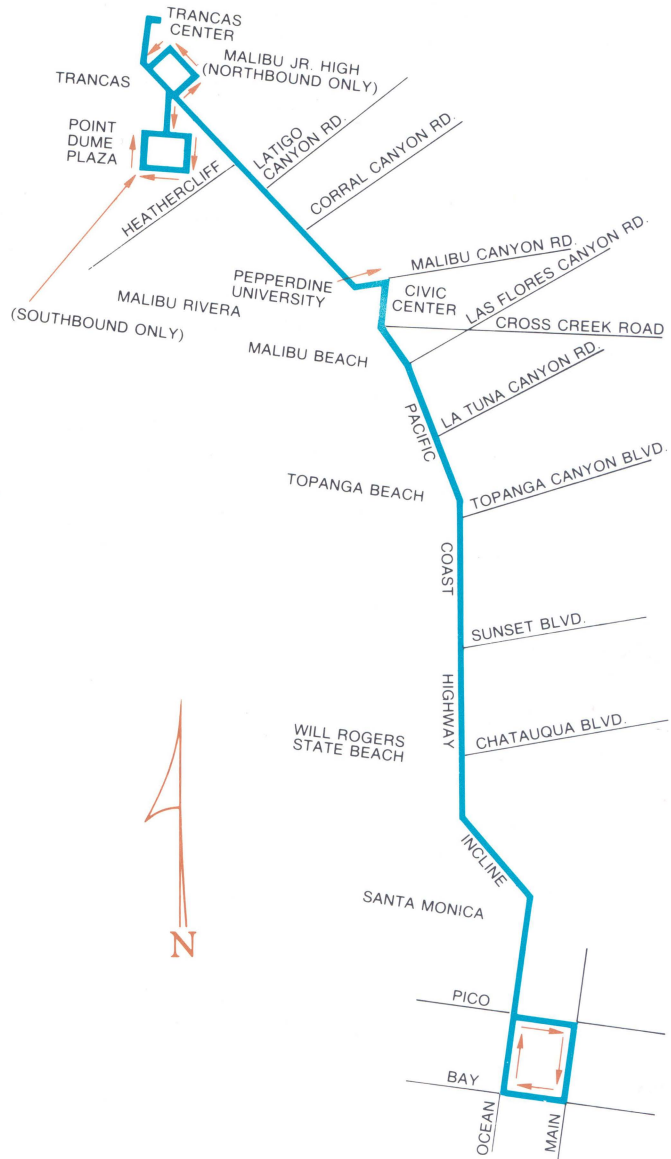
No more hassle, no more fuss. This Summer, take RTD's Street Fleet to the beach. With two buses daily from major population centers direct to the beach, there's no more need for dreaming about it. From the San Fernando Valley, Whittier - East Los Angeles, Pasadena, and South Central Los Angeles, buses leave at approximately 8:30 and at lunch time. Return trips leave at mid-day and late afternoon, with scheduled arrival times in time for dinner.

So do your thing this Summer at the Beach. RTD will get you there with its Street Fleet service. Welcome aboard!



ROUTE 175 SANTA MONICA — MALIBU — TRANCAS

SEE SCHEDULE ON
NEXT TWO PAGES



LINE 175 — MONDAY THROUGH FRIDAY

N O R T H B O U N D

Lv Santa Monica (Main St. & Pico Blvd.)	Lv Pacific Coast Hwy. & Topanga Canyon Blvd.	Lv Pacific Coast Hwy. & Cross Creek Rd.	Lv Pacific Coast Hwy. & Civic Center Way	Lv Pacific Coast Hwy. & Heathercliff Rd.	Lv Malibu Canyon Rd. & Civic Center Way	Lv Malibu Jr. High School	Ar Trancas Canyon Rd. & Pacific Coast Hwy.
515 AM	525 AM	529 AM	540 AM	544 AM	555 AM	—	600 AM
555	605	609	620	624	635	—	640
715	725	729	740	744	755	#800 AM	805
820	832	836	848	853	905	—	910
930	942	946	958	1003	1015	#1019	1024
1040	1052	1056	1108	1113	1125	—	1130
1159	1212 PM	1216 PM	1228 PM	1233 PM	1245 PM	#1249 PM	1254 PM
120 PM	132	136	148	153	205	—	210
240	252	256	308	313	325	#329	334
400	412	416	428	433	445	#449	454
520	532	536	548	553	605	—	610
630	640	644	655	659	710	—	715

S O U T H B O U N D

Lv Trancas Canyon Rd. & Pacific Coast Hwy.	Lv Pacific Coast Hwy. & Heathercliff Rd.	Lv Cliffside & Dume Drs.	Lv Malibu Canyon Rd. & Civic Center Way	Lv Pacific Coast Hwy. & Cross Creek Rd.	Lv Pacific Coast Hwy. & Topanga Canyon Blvd.	Lv Pacific Coast Hwy. & Sunset Blvd.	Ar Santa Monica (Main St. & Pico Blvd.)
615 AM	620 AM	624 AM	638 AM	642 AM	652 AM	655 AM	705 AM
650	656	701	717	722	734	738	750
815	821	826	842	847	859	903	915
925	931	936	952	957	1009	1013	1025
1040	1046	1051	1107	1112	1124	1128	1140
1150	1156	1201 PM	1217 PM	1222 PM	1234 PM	1238 PM	1250 PM
110 PM	116 PM	121	137	142	154	158	210
230	236	241	257	302	314	318	330
345	351	356	412	417	429	433	445
510	516	521	537	542	554	558	610
620	625	629	643	647	657	700	710
725	730	734	748	752	802	805	815

LINE 175 — SATURDAY

Lv Santa Monica (Main St. & Pico Blvd.)	Lv Pacific Coast Hwy. & Topanga Canyon Blvd.	Lv Pacific Coast Hwy. & Cross Creek Rd.	Lv Pacific Coast Hwy. & Civic Center Way	Lv Pacific Coast Hwy. & Heathercliff Rd.	Lv Malibu Jr. High School	Ar Trancas Canyon Rd. & Pacific Coast Hwy.
730 AM	742 AM	746 AM	758 AM	803 AM	815 AM	—
850	902	906	918	923	935	#939 AM
1010	1022	1026	1038	1043	1055	—
1130	1142	1146	1158	1203 PM	1215 PM	#1219 PM
1250 PM	102 PM	106 PM	118 PM	123	135	—
210	222	226	238	243	255	—
330	342	346	358	403	415	—
450	502	506	518	523	535	—
610	622	626	638	643	655	—

Lv Trancas Canyon Rd. & Pacific Coast Hwy.	Lv Pacific Coast Hwy. & Heathercliff Rd.	Lv Cliffside & Dume Drs.	Lv Malibu Canyon Rd. & Civic Center Way	Lv Pacific Coast Hwy. & Cross Creek Rd.	Lv Pacific Coast Hwy. & Topanga Canyon Blvd.	Lv Pacific Coast Hwy. & Sunset Blvd.	Ar Santa Monica (Main St. & Pico Blvd.)
840 AM	846 AM	851 AM	907 AM	912 AM	924 AM	928 AM	940 AM
1000	1006	1011	1027	1032	1044	1148	1100
1120	1126	1131	1147	1152	1204 PM	1208 PM	1220 PM
1240 PM	1246 PM	1251 PM	107 PM	112 PM	124	128	140
200	206	211	227	232	244	248	300
320	326	331	347	352	404	408	420
440	446	451	507	512	524	528	540
600	606	611	627	632	644	648	700
720	726	731	747	752	804	808	820

#-NO SOUTHBOUND SERVICE VIA THIS LOCATION — PASSENGERS DESIRING TO TRAVEL SOUTHBOUND BOARD NORTHBOUND BUS AT THESE TIMES.

LINE 175 — SUNDAY AND HOLIDAY

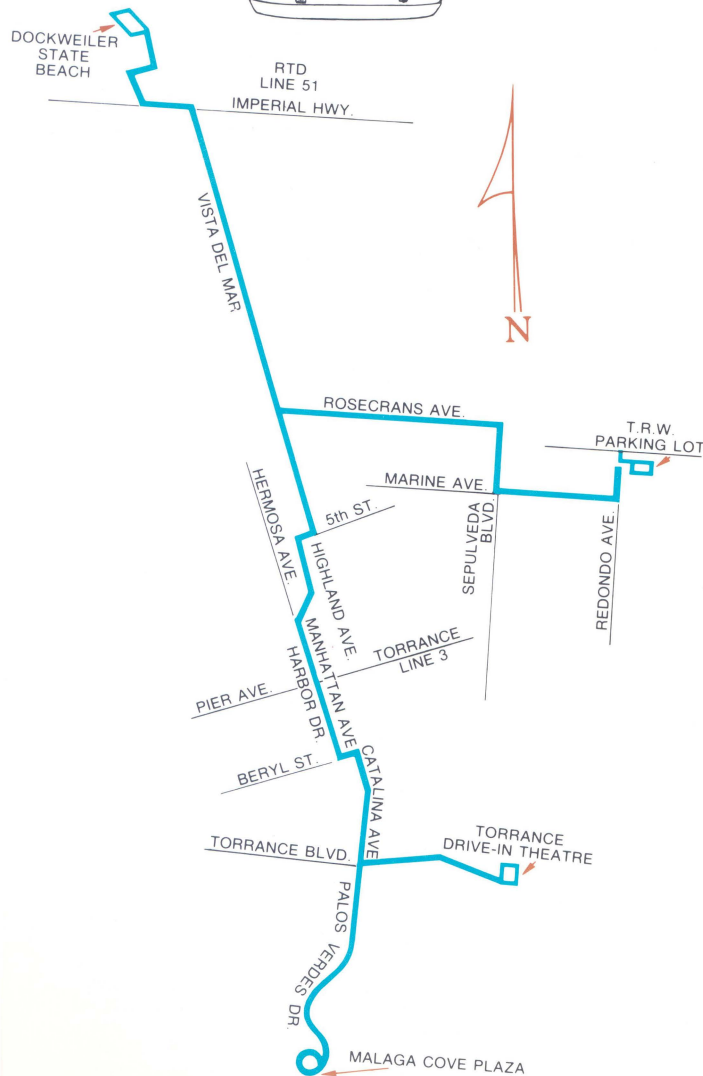
SUNDAY SCHEDULE WILL BE OPERATED ON NEW YEAR'S DAY, MEMORIAL DAY, INDEPENDENCE DAY, LABOR DAY, THANKSGIVING DAY AND CHRISTMAS DAY.

Lv Santa Monica (Main St. & Pico Blvd.)	Lv Pacific Coast Hwy. & Topanga Canyon Blvd.	Lv Pacific Coast Hwy. & Cross Creek Rd.	Lv Pacific Coast Hwy. & Civic Center Way	Lv Pacific Coast Hwy. & Heathercliff Rd.	Lv Malibu Canyon Rd. & Civic Center Way	Ar Trancas Canyon Rd. & Pacific Coast Hwy.
730 AM	742 AM	746 AM	758 AM	803 AM	815 AM	820 AM
850	902	906	918	923	935	940
1010	1022	1026	1038	1043	1055	1100
1130	1142	1146	1158	1203 PM	1215 PM	1220 PM
1250 PM	102 PM	106 PM	118 PM	123	135	140
210	222	226	238	243	255	300
330	342	346	358	403	415	420
450	502	506	518	523	535	540
610	622	626	638	643	655	700

Lv Trancas Canyon Rd. & Pacific Coast Hwy.	Lv Pacific Coast Hwy. & Heathercliff Rd.	Lv Cliffside & Dume Drs.	Lv Malibu Canyon Rd. & Civic Center Way	Lv Pacific Coast Hwy. & Cross Creek Rd.	Lv Pacific Coast Hwy. & Topanga Canyon Blvd.	Lv Pacific Coast Hwy. & Sunset Blvd.	Ar Santa Monica (Main St. & Pico Blvd.)
840 AM	846 AM	851 AM	907 AM	912 AM	924 AM	928 AM	940 AM
1000	1006	1011	1027	1032	1044	1048	1100
1120	1126	1131	1147	1152	1204 PM	1208 PM	1220 PM
1240 PM	1246 PM	1251 PM	107 PM	112 PM	124	128	140
200	206	211	227	232	244	248	300
320	326	331	347	352	404	408	420
440	446	451	507	512	524	528	540
600	606	611	627	632	644	648	700
720	726	731	747	752	804	808	820

LINE 601

SOUTH BAY PARK AND RIDE SERVICE



LINE 601

SOUTH BAY PARK AND RIDE SERVICE

OPERATES 7 DAYS A WEEK

NORTH BOUND

Palos Verdes	Catalina Torr	Torr Drive In	Catalina Torr	Hermosa Pier	High-Land Rose-Cran	TRW Parking Lot	High-Land Rose-Cran	Dock-wiel St. Bch.
		900	904	915	930	855 944	909 958	925 1014
941	956	1000	1004	940 1015 1040	955 1030 1055	1009 1044 1109	1058	1114
1041	1056	1100	1104	1115 1140	1130 1155	1144 1209	1158	1214
1141	1156	1200	1204	1215 1240	1230 1255	1244 109	1258	114
1241	1256	100	104	115 140	130 155	144 209	158	214
141	156	200	204	215 240	230 255	244 309	258	314
241	256	300	304	315 340	330 355	344 409	358	414
341	356	400	404	415 440	430 455	444 509	458	514
441	456	500	504	515 540	530 555	544 609	558	
541	556	600						

SOUTH BOUND

Dock-wiel St. Bch.	High-Land Rose-cran	TRW Parking Lot	High-Land Rose-cran	Hermosa Pier	Catalina Torr	Torr Drive In	Catalina Torr	Palos Verdes
		855 925	909 939	924 954		909 1009	913 1013	928 1028
930	946	1000 1025	1014 1039	1029 1054	1105	1109	1113	1128
1030	1046	1100 1125	1114 1139	1129 1154	1205	1209	1213	1228
1130	1146	1200 1225	1214 1239	1229 1254	105	109	113	128
1230	1246	100 125	114 139	129 154	205	209	213	228
130	146	200 225	214 239	229 254	305	309	313	328
230	246	300 325	314 339	329 354	405	409	413	428
330	346	400 425	414 439	429 454	505	509	513	528
430	446	500 525	514 539	529 554	605	609		
530	546	600						

LINE 605

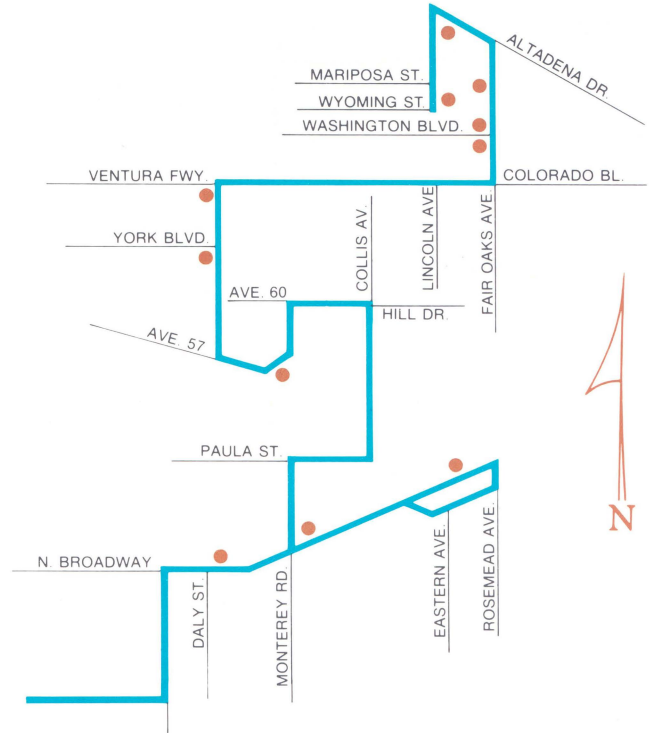
PACOIMA — VAN NUYS — SANTA MONICA

Stop staring at your beach towel. Pick it up and head for the beach on the RTD Street Fleet. You'll be over the hill and on the sand in a hurry.



LINE 606

PASADENA — HIGHLAND PARK — LINCOLN HEIGHTS — SANTA MONICA



WEST BOUND			
LV ELDRGE TERABLA	LV LARL. CYN. ROSCOE	LV V. NUYS VENTURA	AR SANTA MONICA
8:45 AM	9:06 AM	9:27 AM	9:55 AM
11:15	11:36	11:57	12:25

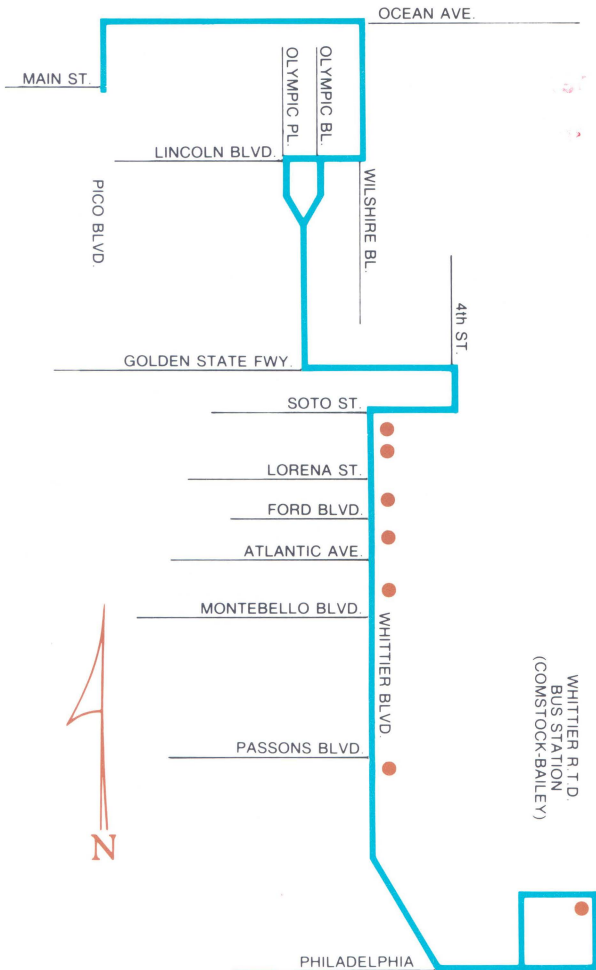
EAST BOUND			
LV SANTA MONICA	LV VAN NUYS VENTURA	LV LARL. CYN. ROSCOE	AR ELDRGE TERABLA
1:50 PM	2:18 PM	2:39 PM	3:00 PM
4:50	5:18	5:39	6:00

WEST BOUND			
LV LINCOLN WYOMING	LV FAIR OAKS WASHINGTON	LV HUNT. EASTERN	AR SANTA MONICA
8:45 AM	8:56 AM	9:22 AM	10:00 AM
11:30	11:41	12:07	12:45

EAST BOUND			
LV SANTA MONICA	LV HUNT. EASTERN	LV FAIR OAKS WASHINGTON	AR LINCOLN WYOMING
2:00 PM	2:35 PM	3:04 PM	3:15 PM
5:00	5:35	6:04	6:15

It's the year of the Street Fleet. Look for the conning tower and get aboard for a day away from it all. Pasadena never had it so good.

LINE 607 WHITTIER — SANTA MONICA



WESTBOUND

LV
WHITTIER
STATION

8:30 AM
11:05

LV
WHITTIER
MONTEBELLO

8:42 AM
11:17

LV
WHITTIER
LORENA

8:58 AM
11:33

AR
SANTA MONICA
(PICO & OCEAN)

9:35 AM
12:10

EASTBOUND

LV
SANTA MONICA
(PICO & OCEAN)

1:40 PM
4:35

LV
WHITTIER
LORENA

2:17 PM
5:17

LV
WHITTIER
MONTEBELLO

2:33 PM
5:33

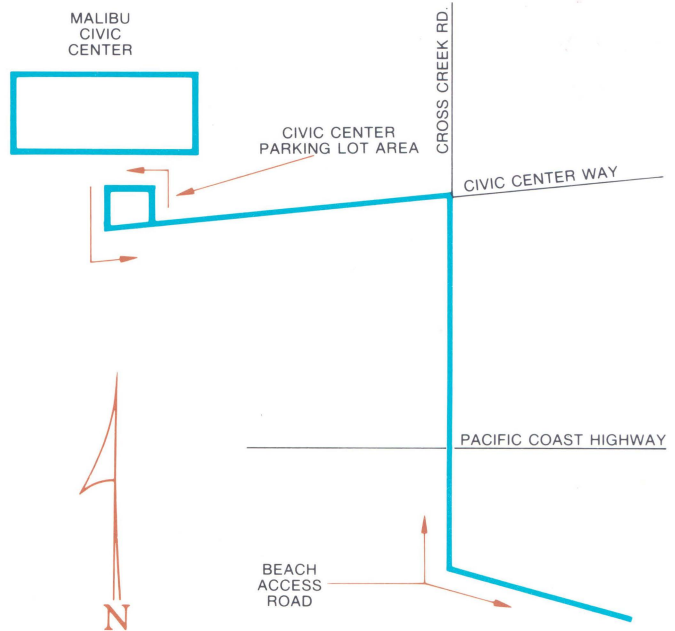
AR
WHITTIER
STATION

2:45 PM
5:45

LINE 602

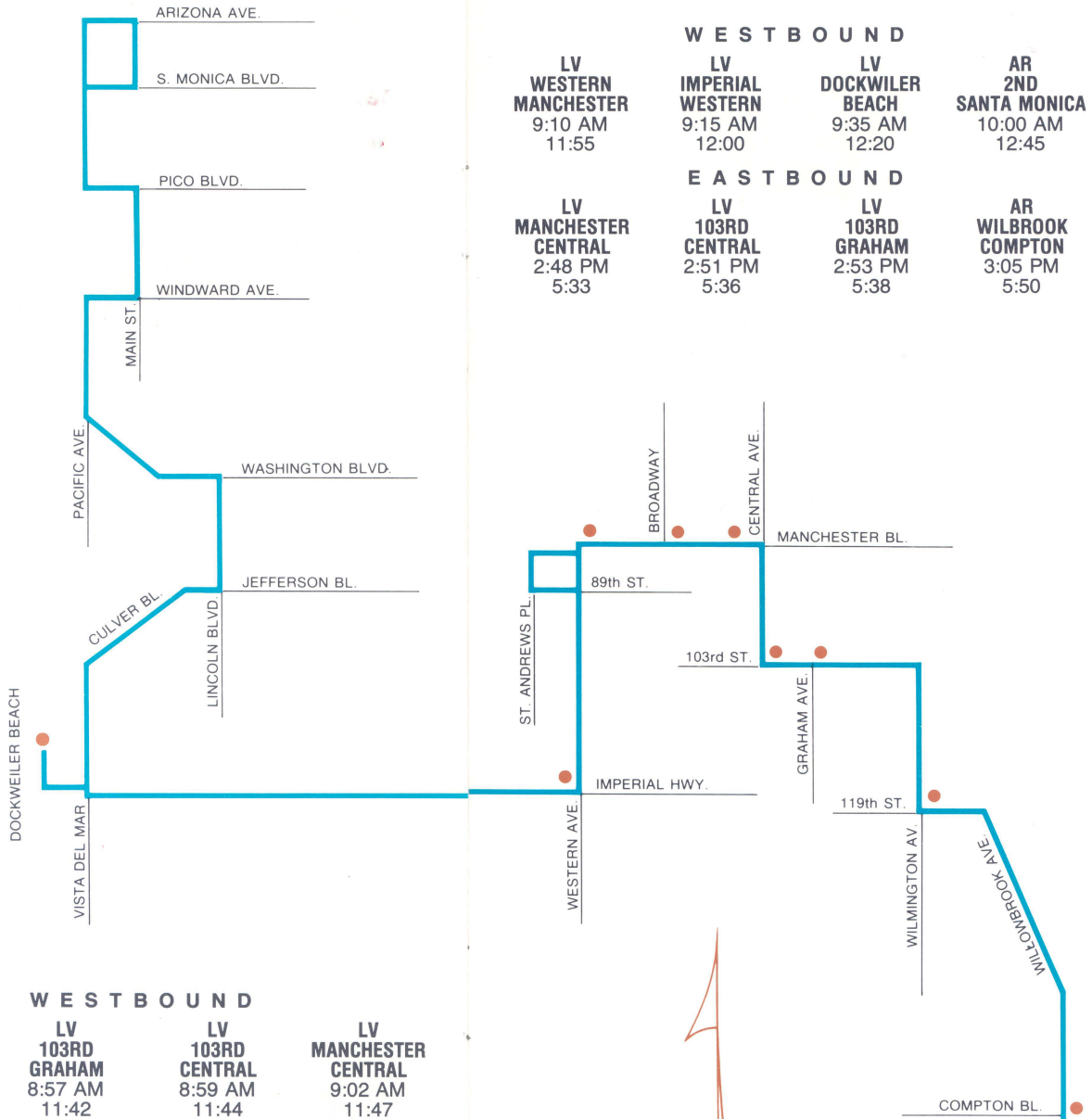
MALIBU SHUTTLE SERVICE

Operates Saturday and Sunday only. Departures every 15 minutes.



LINE 608

SOUTH CENTRAL LOST ANGELES — PLAYA DEL REY — SANTA MONICA



WEST BOUND			
LV WESTERN MANCHESTER	LV IMPERIAL WESTERN	LV DOCKWILER BEACH	AR 2ND SANTA MONICA
9:10 AM	9:15 AM	9:35 AM	10:00 AM
11:55	12:00	12:20	12:45
EAST BOUND			
LV MANCHESTER CENTRAL	LV 103RD CENTRAL	LV 103RD GRAHAM	AR WILBROOK COMPTON
2:48 PM	2:51 PM	2:53 PM	3:05 PM
5:33	5:36	5:38	5:50

WEST BOUND			
LV WILBROOK COMPTON	LV 103RD GRAHAM	LV 103RD CENTRAL	LV MANCHESTER CENTRAL
8:45 AM	8:57 AM	8:59 AM	9:02 AM
11:30	11:42	11:44	11:47

EAST BOUND			
LV 2ND SANTA MONICA	LV DOCKWILER BEACH	LV IMPERIAL WESTERN	LV WESTERN MANCHESTER
1:45 PM	2:15 PM	2:35 PM	2:40 PM
4:30	5:00	5:20	5:25



SURFBOARDS and AIR MATTRESSES are welcome on STREET FLEET and BEACH BUGGYS ONLY.

Take the Big Blue Beach Buggy from Ocean Park to Pacific Palisades. There's a bus every 20 minutes. And parking is available along the route. Surfboards, chairs, air mattresses, picnic boxes welcome.

The Beach Buggy connects with:

SANTA MONICA BUS LINES

- 1 — Venice — Santa Monica Blvd. — UCLA
- 2 — Venice — Wilshire Blvd. — UCLA
- 3 — Marina — Lincoln Blvd. — Montana Ave.
- 7 — Pico Blvd. — Los Angeles
- 8 — Carlyle Ave. — Ocean Park Blvd. — UCLA
- 9 — Pacific Palisades — Olympic Blvd.

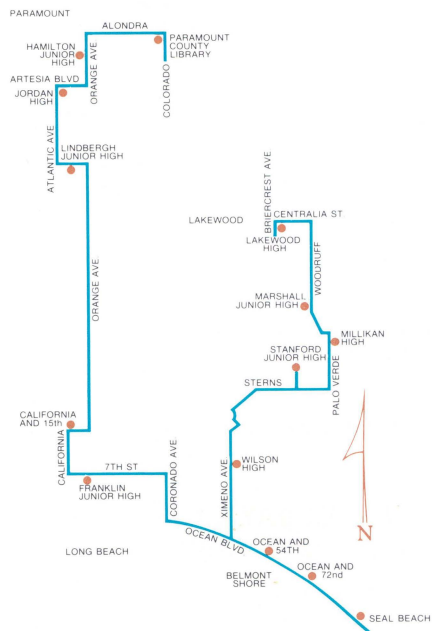
RTD BUS LINES

- Route No.
- 75 — Venice Blvd. — Main St.
- 83 — Wilshire Blvd.
- 83B — Wilshire Blvd. — San Vicente Blvd.
- 4 — Santa Monica Blvd.
- 76 — Sunset Blvd.

For information call Santa Monica
Municipal Bus Lines 451-5445

LEGEND

- Low-cost public parking
- X Santa Monica Bus Line connection
- O RTD connection



SCHEDULE

BOARDING LOCATIONS AND TIMES GOING SOUTH TO BEACH

WEST ROUTE

PARAMOUNT COUNTY LIBRARY	8:25	11:55
HAMILTON J.H.	8:30	10:00	12:00
JORDAN H.S.	8:35	10:05	12:15
LINDBERGH J.H.	8:40	10:10	12:20
HUGHES J.H.	8:45	10:15	12:25
CALIFORNIA & 15th	8:55	10:25	12:35
FRANKLIN J.H.	9:00	10:30	12:40
ARRIVE SEAL BEACH	9:10	10:40	12:50

BOARDING LOCATIONS AND TIMES GOING SOUTH TO BEACH

EAST ROUTE

LAKEWOOD H.S.	8:30	10:05	12:15
MARSHALL J.H.	8:35	10:10	12:20
MILLIKAN H.S.	8:40	10:15	12:25
STANFORD J.H.	8:45	10:20	12:30
WILSON H.S.	8:55	10:30	12:40
ARRIVE SEAL BEACH	9:05	10:40	12:50

RETURN BOARDING FOR BOTH ROUTES

OCEAN & 1st SEAL BEACH	2:25	3:45	5:05
------------------------	------	------	------

**NOTE: ON WARM DAYS, BUS MAY RUN LATE
DUE TO LARGER LOADS.**

FOR INFORMATION, CALL 591-2301



RTD'S SUMMER BEACH BUS SERVICE... FOR FREE POSTER SEND NAME AND ADDRESS TO: RTD, 1060 S. BROADWAY, LOS ANGELES, CALIFORNIA