

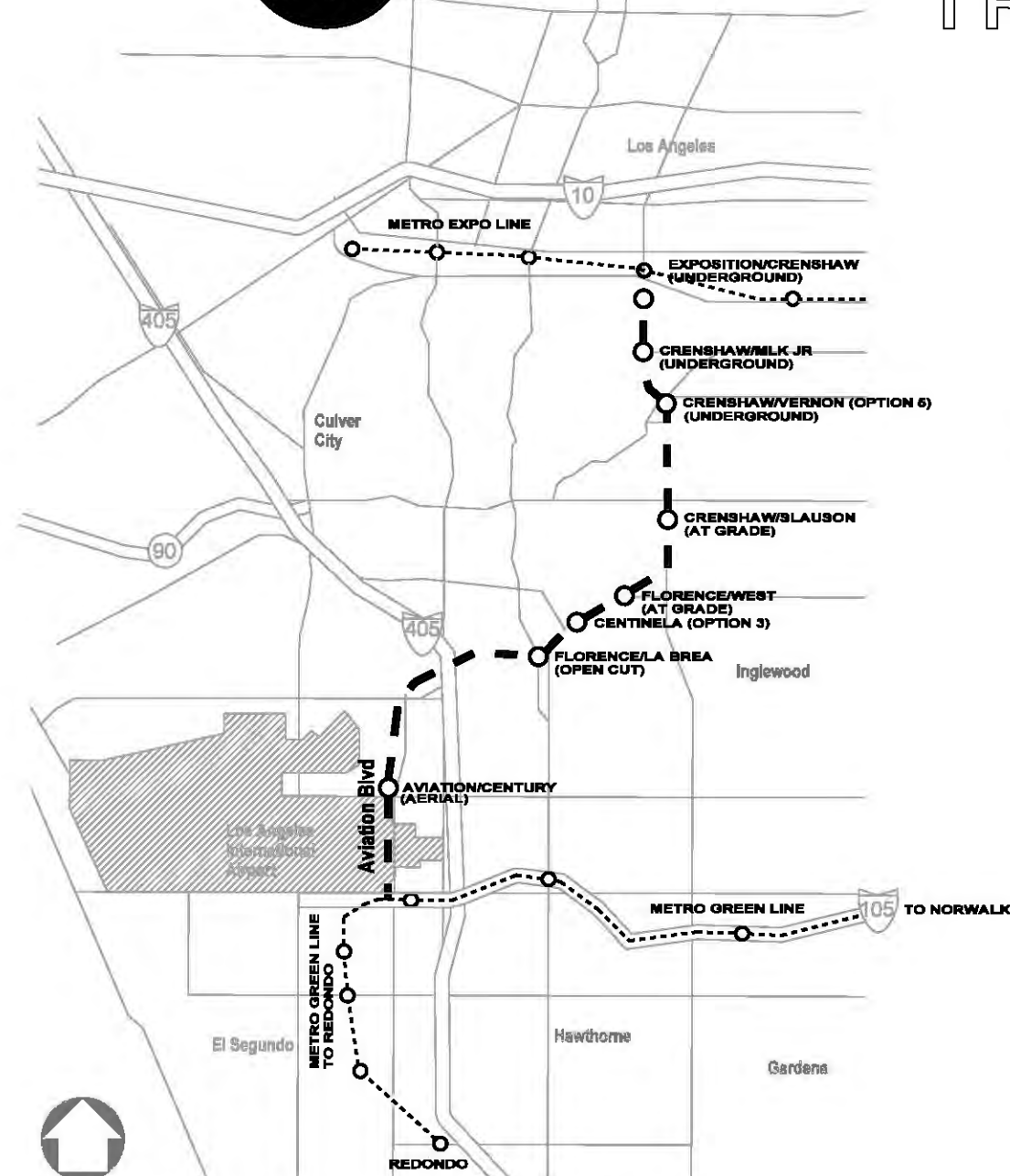
# Crenshaw/LAX Transit Corridor

Final Environmental Impact Statement/Final Environmental Impact Report  
Volume II, Appendix A - Engineering Drawings  
August 2011





# LOS ANGELES COUNTY METROPOLITAN TRANSPORTATION AUTHORITY



## CRENSHAW/LAX TRANSIT CORRIDOR PROJECT

### BASE PROJECT ENGINEERING PLAN SET

DECEMBER 10, 2010

BASE PROJECT

CRENSHAW/LAX  
TRANSIT CORRIDOR PROJECT

TITLE SHEET

CONTRACT NO	E0117
DRAWING NO	G-001
SCALE	NONE
SHEET NO	1

Plot Driver - pdf\_11x17\_rev1.plt USER-sto99999 11:43:46 AM 12/9/2010 c:\pwworking\hmm\st99999\dms02789\CL\G001.plt

THE PREPARATION OF THIS DRAWING HAS BEEN FINANCED IN PART THROUGH A GRANT FROM THE U.S. DEPARTMENT OF TRANSPORTATION, FEDERAL TRANSIT ADMINISTRATION (FTA), UNDER THE FEDERAL TRANSIT ACT OF 1984, AS AMENDED, AND IN PART BY THE TAXES OF THE CITIZENS OF LOS ANGELES COUNTY AND OF THE STATE OF CALIFORNIA.							
REV	DATE	BY	APP	REG NO	EXPIRES	SEAL HOLDER	DESCRIPTION

DESIGNED BY	A. GIBBONS
DRAWN BY	A. GIBBONS
CHECKED BY	L. ABRAMSON
IN CHARGE	G. HEAD
DATE	12-10-10

FOR REVIEW  
ONLY NOT FOR  
CONSTRUCTION  
LEE W ABRAMSON  
C44285

LOS ANGELES COUNTY METROPOLITAN  
TRANSPORTATION AUTHORITY

6101 W. Century Blvd.  
Suite 800  
Los Angeles, CA 90045  
Phone: 310-337-0500  
Fax: 310-337-0042



GENERAL

1	G-001	TITLE SHEET
2	G-002	INDEX OF DRAWINGS SHEET 1 OF 2
3	G-003	INDEX OF DRAWINGS SHEET 2 OF 2
4	G-004	KEY MAP
5	G-005	ABBREVIATIONS AND SYMBOLS SHEET 1 OF 4
6	G-006	ABBREVIATIONS AND SYMBOLS SHEET 2 OF 4
7	G-007	ABBREVIATIONS AND SYMBOLS SHEET 3 OF 4
8	G-008	ABBREVIATIONS AND SYMBOLS SHEET 4 OF 4
9	R-001	NOT INCLUDED IN THIS SET
10	R-002	NOT INCLUDED IN THIS SET
11	R-003	NOT INCLUDED IN THIS SET
12	R-004	NOT INCLUDED IN THIS SET
13	R-005	NOT INCLUDED IN THIS SET
14	R-006	NOT INCLUDED IN THIS SET
15	R-007	NOT INCLUDED IN THIS SET
16	R-008	NOT INCLUDED IN THIS SET
17	R-009	NOT INCLUDED IN THIS SET
18	R-010	NOT INCLUDED IN THIS SET
19	R-011	NOT INCLUDED IN THIS SET
20	R-012	NOT INCLUDED IN THIS SET
21	R-013	NOT INCLUDED IN THIS SET
22	R-014	NOT INCLUDED IN THIS SET
23	R-015	NOT INCLUDED IN THIS SET
24	R-016	NOT INCLUDED IN THIS SET
25	R-017	NOT INCLUDED IN THIS SET
26	R-018	NOT INCLUDED IN THIS SET
27	R-019	NOT INCLUDED IN THIS SET
28	R-020	NOT INCLUDED IN THIS SET
29	R-021	NOT INCLUDED IN THIS SET
30	R-022	NOT INCLUDED IN THIS SET
31	R-023	NOT INCLUDED IN THIS SET
32	R-024	NOT INCLUDED IN THIS SET
33	R-025	NOT INCLUDED IN THIS SET
34	R-026	NOT INCLUDED IN THIS SET
35	R-027	NOT INCLUDED IN THIS SET
36	R-028	NOT INCLUDED IN THIS SET
37	R-029	NOT INCLUDED IN THIS SET
38	R-030	NOT INCLUDED IN THIS SET
39	R-031	NOT INCLUDED IN THIS SET
40	R-032	NOT INCLUDED IN THIS SET
41	R-033	NOT INCLUDED IN THIS SET
42	R-034	NOT INCLUDED IN THIS SET
43	R-035	NOT INCLUDED IN THIS SET
44	R-036	NOT INCLUDED IN THIS SET
45	R-037	NOT INCLUDED IN THIS SET
46	R-038	NOT INCLUDED IN THIS SET
47	R-039	NOT INCLUDED IN THIS SET
48	R-040	NOT INCLUDED IN THIS SET
49	R-041	NOT INCLUDED IN THIS SET
50	R-042	NOT INCLUDED IN THIS SET
51	R-043	NOT INCLUDED IN THIS SET
52	R-044	NOT INCLUDED IN THIS SET
53	R-045	NOT INCLUDED IN THIS SET
54	R-046	NOT INCLUDED IN THIS SET
55	P-001	PROPOSED RIGHT OF WAY PLAN - STA 7+55 TO STA 13+00
56	P-002	PROPOSED RIGHT OF WAY PLAN - STA 13+00 TO STA 22+00
57	P-003	PROPOSED RIGHT OF WAY PLAN - STA 22+00 TO STA 32+00
58	P-004	PROPOSED RIGHT OF WAY PLAN - STA 32+00 TO STA 42+00
59	P-005	PROPOSED RIGHT OF WAY PLAN - STA 42+00 TO STA 52+00
60	P-006	PROPOSED RIGHT OF WAY PLAN - STA 52+00 TO STA 62+00
61	P-007	PROPOSED RIGHT OF WAY PLAN - STA 62+00 TO STA 72+00
62	P-008	PROPOSED RIGHT OF WAY PLAN - STA 72+00 TO STA 82+00
63	P-009	PROPOSED RIGHT OF WAY PLAN - STA 82+00 TO STA 92+00
64	P-010	PROPOSED RIGHT OF WAY PLAN - STA 92+00 TO STA 102+00
65	P-011	PROPOSED RIGHT OF WAY PLAN - STA 102+00 TO STA 112+00
66	P-012	PROPOSED RIGHT OF WAY PLAN - STA 112+00 TO STA 122+00
67	P-013	PROPOSED RIGHT OF WAY PLAN - STA 122+00 TO STA 132+00
68	P-014	PROPOSED RIGHT OF WAY PLAN - STA 132+00 TO STA 142+00
69	P-015	PROPOSED RIGHT OF WAY PLAN - STA 142+00 TO STA 152+00
70	P-016	PROPOSED RIGHT OF WAY PLAN - STA 152+00 TO STA 162+00
71	P-017	PROPOSED RIGHT OF WAY PLAN - STA 162+00 TO STA 172+00
72	P-018	PROPOSED RIGHT OF WAY PLAN - STA 172+00 TO STA 182+00
73	P-019	PROPOSED RIGHT OF WAY PLAN - STA 182+00 TO STA 192+00
74	P-020	PROPOSED RIGHT OF WAY PLAN - STA 192+00 TO STA 202+00
75	P-021	PROPOSED RIGHT OF WAY PLAN - STA 202+00 TO STA 212+00
76	P-022	PROPOSED RIGHT OF WAY PLAN - STA 212+00 TO STA 222+00
77	P-023	PROPOSED RIGHT OF WAY PLAN - STA 222+00 TO STA 232+00
78	P-024	PROPOSED RIGHT OF WAY PLAN - STA 232+00 TO STA 242+00
79	P-025	PROPOSED RIGHT OF WAY PLAN - STA 242+00 TO STA 251+00
80	P-026	PROPOSED RIGHT OF WAY PLAN - STA 251+00 TO STA 262+00
81	P-027	PROPOSED RIGHT OF WAY PLAN - STA 262+00 TO STA 272+00
82	P-028	PROPOSED RIGHT OF WAY PLAN - STA 272+00 TO STA 282+00
83	P-029	PROPOSED RIGHT OF WAY PLAN - STA 282+00 TO STA 292+00
84	P-030	PROPOSED RIGHT OF WAY PLAN - STA 292+00 TO STA 302+00
85	P-031	PROPOSED RIGHT OF WAY PLAN - STA 302+00 TO STA 313+00
86	P-032	PROPOSED RIGHT OF WAY PLAN - STA 313+00 TO STA 324+00

GENERAL

87	P-033	PROPOSED RIGHT OF WAY PLAN - STA 324+00 TO STA 332+00
88	P-034	PROPOSED RIGHT OF WAY PLAN - STA 332+00 TO STA 342+00
89	P-035	PROPOSED RIGHT OF WAY PLAN - STA 342+00 TO STA 352+00
90	P-036	PROPOSED RIGHT OF WAY PLAN - STA 352+00 TO STA 362+00
91	P-037	PROPOSED RIGHT OF WAY PLAN - STA 362+00 TO STA 372+00
92	P-038	PROPOSED RIGHT OF WAY PLAN - STA 372+00 TO STA 382+00
93	P-039	PROPOSED RIGHT OF WAY PLAN - STA 382+00 TO STA 392+00
94	P-040	PROPOSED RIGHT OF WAY PLAN - STA 392+00 TO STA 401+00
95	P-041	PROPOSED RIGHT OF WAY PLAN - STA 401+00 TO STA 412+00
96	P-042	PROPOSED RIGHT OF WAY PLAN - STA 412+00 TO STA 422+00
97	P-043	PROPOSED RIGHT OF WAY PLAN - STA 422+00 TO STA 432+00
98	P-044	PROPOSED RIGHT OF WAY PLAN - STA 432+00 TO STA 442+00
99	P-045	PROPOSED RIGHT OF WAY PLAN - STA 442+00 TO 450+00
100	P-046	NOT INCLUDED IN THIS SET
	P-047	NOT INCLUDED IN THIS SET
	P-048	NOT INCLUDED IN THIS SET
	P-049	NOT INCLUDED IN THIS SET
101	P-322	PROPOSED RIGHT OF WAY PLAN - CENTINELA OPTION 3 STA 212+00 TO STA 222+00
102	P-323	PROPOSED RIGHT OF WAY PLAN - CENTINELA OPTION 3 STA 222+00 TO STA 232+00
103	P-324	PROPOSED RIGHT OF WAY PLAN - CENTINELA OPTION 3 STA 232+00 TO STA 242+00
104	P-536	PROPOSED RIGHT OF WAY PLAN - VERNON OPTION 5 STA 352+00 TO STA 362+00
105	P-537	PROPOSED RIGHT OF WAY PLAN - VERNON OPTION 5 STA 362+00 TO STA 372+00
106	P-538	PROPOSED RIGHT OF WAY PLAN - VERNON OPTION 5 STA 372+00 TO STA 382+00
107	P-539	PROPOSED RIGHT OF WAY PLAN - VERNON OPTION 5 STA 382+00 TO STA 392+00
108	P-540	PROPOSED RIGHT OF WAY PLAN - VERNON OPTION 5 STA 392+00 TO STA 402+00
109	P-642E	NOT INCLUDED IN THIS SET
110	P-643E	NOT INCLUDED IN THIS SET
111	P-644E	NOT INCLUDED IN THIS SET
112	P-645E	NOT INCLUDED IN THIS SET
113	P-646E	NOT INCLUDED IN THIS SET
114	P-642W	NOT INCLUDED IN THIS SET
115	P-643W	NOT INCLUDED IN THIS SET
116	P-644W	NOT INCLUDED IN THIS SET
117	P-645W	NOT INCLUDED IN THIS SET
118	P-646W	NOT INCLUDED IN THIS SET
119	R-201	NOT INCLUDED IN THIS SET
120	R-202	NOT INCLUDED IN THIS SET
121	R-203	NOT INCLUDED IN THIS SET
122	R-204	NOT INCLUDED IN THIS SET
123	R-205	NOT INCLUDED IN THIS SET
124	R-206	NOT INCLUDED IN THIS SET
125	R-207	NOT INCLUDED IN THIS SET
CONTROL SURVEYS		
126	CS-001	NOT INCLUDED IN THIS SET
127	CS-002	NOT INCLUDED IN THIS SET
128	CS-003	NOT INCLUDED IN THIS SET
129	CS-004	NOT INCLUDED IN THIS SET
130	CS-005	NOT INCLUDED IN THIS SET
CIVIL		
131	C-001	PLAN AND PROFILE - STA 7+56 TO STA 13+00
132	C-001a	PLAN AND PROFILE - STA 7+55 TO STA 13+00
133	C-002	PLAN AND PROFILE - STA 13+00 TO STA 22+00
134	C-003	PLAN AND PROFILE - STA 22+00 TO STA 32+00
135	C-004	PLAN AND PROFILE - STA 32+00 TO STA 42+00
136	C-005	PLAN AND PROFILE - STA 42+00 TO STA 52+00
137	C-006	PLAN AND PROFILE - STA 52+00 TO STA 62+00
138	C-007	PLAN AND PROFILE - STA 62+00 TO STA 73+00
139	C-008	PLAN AND PROFILE - STA 73+00 TO STA 82+00
140	C-009	PLAN AND PROFILE - STA 82+00 TO STA 92+00
141	C-010	PLAN AND PROFILE - STA 92+00 TO STA 102+00
142	C-011	PLAN AND PROFILE - STA 102+00 TO STA 112+00
143	C-012	PLAN AND PROFILE - STA 112+00 TO STA 122+00
144	C-013	PLAN AND PROFILE - STA 122+00 TO STA 131+00
145	C-014	PLAN AND PROFILE - STA 131+00 TO STA 142+00
146	C-015	PLAN AND PROFILE - STA 142+00 TO STA 152+00
147	C-016	PLAN AND PROFILE - STA 152+00 TO STA 162+00
148	C-017	PLAN AND PROFILE - STA 162+00 TO STA 172+00
149	C-018	PLAN AND PROFILE - STA 172+00 TO STA 182+00
150	C-019	PLAN AND PROFILE - STA 182+00 TO STA 192+00
151	C-020	PLAN AND PROFILE - STA 192+00 TO STA 203+00
152	C-021	PLAN AND PROFILE - STA 203+00 TO STA 212+00
153	C-022	PLAN AND PROFILE - STA 212+00 TO STA 222+00
154	C-023	PLAN AND PROFILE - STA 222+00 TO STA 232+00
155	C-024	PLAN AND PROFILE - STA 232+00 TO STA 242+00
156	C-025	PLAN AND PROFILE - STA 242+00 TO STA 251+00
157	C-026	PLAN AND PROFILE - STA 251+00 TO STA 262+00
158	C-027	PLAN AND PROFILE - STA 262+00 TO STA 272+00
159	C-028	PLAN AND PROFILE - STA 272+00 TO STA 282+00
160	C-029	PLAN AND PROFILE - STA 282+00 TO STA 292+00
161	C-030	PLAN AND PROFILE - STA 292+00 TO STA 302+00
162	C-031	PLAN AND PROFILE - STA 302+00 TO STA 313+00
163	C-032	PLAN AND PROFILE - STA 313+00 TO STA 324+00
164	C-033	PLAN AND PROFILE - STA 324+00 TO STA 332+00
165	C-034	PLAN AND PROFILE - STA 332+00 TO STA 342+00

CIVIL

166	C-035	PLAN AND PROFILE - STA 342+00 TO STA 352+00
167	C-036	PLAN AND PROFILE - STA 352+00 TO STA 362+00
168	C-037	PLAN AND PROFILE - STA 362+00 TO STA 372+00
169	C-038	PLAN AND PROFILE - STA 372+00 TO STA 382+00
170	C-039	PLAN AND PROFILE - STA 382+00 TO STA 392+00
171	C-040	PLAN AND PROFILE - STA 392+00 TO STA 401+00
172	C-041	PLAN AND PROFILE - STA 401+00 TO STA 412+00
173	C-042	PLAN AND PROFILE - STA 412+00 TO STA 422+00
174	C-043	PLAN AND PROFILE - STA 422+00 TO STA 432+00
175	C-044	PLAN AND PROFILE - STA 432+00 TO STA 442+00
176	C-045	PLAN AND PROFILE - STA 442+00 TO STA 449+00
177	C-046	NOT INCLUDED IN THIS SET
178	C-047	GEOMETRY TABLE - SHEET 1 OF 5 SOUTHBOUND LRT
179	C-048	GEOMETRY TABLE - SHEET 2 OF 5 SOUTHBOUND LRT & TR3
180	C-049	GEOMETRY TABLE - SHEET 3 OF 5 NORTHBOUND LRT
181	C-050	GEOMETRY TABLE - SHEET 4 OF 5 NORTHBOUND LRT
182	C-051	GEOMETRY TABLE - SHEET 5 OF 5 BNSF & WYE
183	C-322	PLAN AND PROFILE - CENTINELA OPTION 3 STA 212+00 TO STA 222+00
184	C-323	PLAN AND PROFILE - CENTINELA OPTION 3 STA 222+00 TO STA 232+00
185	C-324	PLAN AND PROFILE - CENTINELA OPTION 3 STA 232+00 TO STA 242+00
186	C-325	GEOMETRY TABLE - CENTINELA (OPTION 3)
187	C-536	PLAN AND PROFILE - VERNON OPTION 5 STA 352+00 TO STA 362+00
188	C-537	PLAN AND PROFILE - VERNON OPTION 5 STA 362+00 TO STA 372+00
189	C-538	PLAN AND PROFILE - VERNON OPTION 5 STA 372+00 TO STA 382+00
190	C-539	PLAN AND PROFILE - VERNON OPTION 5 STA 382+00 TO STA 392+00
191	C-540	PLAN AND PROFILE - VERNON OPTION 5 STA 392+00 TO STA 402+00
192	C-541	GEOMETRY TABLE - VERNON (OPTION 5)
193	C-642E	NOT INCLUDED IN THIS SET
194	C-643E	NOT INCLUDED IN THIS SET
195	C-644E	NOT INCLUDED IN THIS SET
196	C-645E	NOT INCLUDED IN THIS SET
197	C-646E	NOT INCLUDED IN THIS SET
198	C-647E	NOT INCLUDED IN THIS SET
199	C-642W	NOT INCLUDED IN THIS SET
200	C-643W	NOT INCLUDED IN THIS SET
201	C-644W	NOT INCLUDED IN THIS SET
202	C-645W	NOT INCLUDED IN THIS SET
203	C-646W	NOT INCLUDED IN THIS SET
204	C-647W	NOT INCLUDED IN THIS SET
205	C-500	TYPICAL CROSS SECTIONS - SHEET 1 OF 15
206	C-501	TYPICAL CROSS SECTIONS - SHEET 2 OF 15
207	C-502	TYPICAL CROSS SECTIONS - SHEET 3 OF 15
208	C-503	TYPICAL CROSS SECTIONS - SHEET 4 OF 15
209	C-504	TYPICAL CROSS SECTIONS - SHEET 5 OF 15
210	C-505	TYPICAL CROSS SECTIONS - SHEET 6 OF 15
211	C-506	TYPICAL CROSS SECTIONS - SHEET 7 OF 15
212	C-507	TYPICAL CROSS SECTIONS - SHEET 8 OF 15
213	C-508	TYPICAL CROSS SECTIONS - SHEET 9 OF 15
214	C-509	TYPICAL CROSS SECTIONS - SHEET 10 OF 15
215	C-510	TYPICAL CROSS SECTIONS - SHEET 11 OF 15
216	C-511	NOT INCLUDED IN THIS SET
217	C-512	TYPICAL CROSS SECTIONS - SHEET 13 OF 15
218	C-513	TYPICAL CROSS SECTIONS - SHEET 14 OF 15
219	C-514	TYPICAL CROSS SECTIONS - SHEET 15 OF 15
219A	C-515	CRENSHAW BLVD AND EXPOSITION WAY PROPOSED CLOSURE
UTILITIES		
220	U-001	NOT INCLUDED IN THIS SET
221	U-002	NOT INCLUDED IN THIS SET
222	U-003	NOT INCLUDED IN THIS SET
223	U-004	NOT INCLUDED IN THIS SET
224	U-005	NOT INCLUDED IN THIS SET
225	U-006	NOT INCLUDED IN THIS SET
226	U-007	NOT INCLUDED IN THIS SET
227	U-008	NOT INCLUDED IN THIS SET
228	U-009	NOT INCLUDED IN THIS SET
229	U-010	NOT INCLUDED IN THIS SET
230	U-011	NOT INCLUDED IN THIS SET
231	U-012	NOT INCLUDED IN THIS SET
232	U-013	NOT INCLUDED IN THIS SET
233	U-014	NOT INCLUDED IN THIS SET
234	U-015	NOT INCLUDED IN THIS SET
235	U-016	NOT INCLUDED IN THIS SET
236	U-017	NOT INCLUDED IN THIS SET
237	U-018	NOT INCLUDED IN THIS SET
238	U-019	NOT INCLUDED IN THIS SET
239	U-020	NOT INCLUDED IN THIS SET
240	U-021	NOT INCLUDED IN THIS SET
241	U-022	NOT INCLUDED IN THIS SET
242	U-023	NOT INCLUDED IN THIS SET
243	U-024	NOT INCLUDED IN THIS SET
244	U-025	NOT INCLUDED IN THIS SET
245	U-026	NOT INCLUDED IN THIS SET
246	U-027	NOT INCLUDED IN THIS SET
247	U-028	NOT INCLUDED IN THIS SET
248	U-029	NOT INCLUDED IN THIS SET
249	U-030	NOT INCLUDED IN THIS SET

Plot Driver - pdf\_11x17\_rev1.plt

USER-SQL57960 9:34:46 AM 8/19/2011

Pentable-MTA.TBL

G:\vets-feir\General\CL0002.plg

THE PREPARATION OF THIS DRAWING HAS BEEN FINANCED IN PART THROUGH A GRANT FROM THE U.S. DEPARTMENT OF TRANSPORTATION, FEDERAL TRANSIT ADMINISTRATION (FTA), UNDER THE FEDERAL TRANSIT ACT OF 1984, AS AMENDED, AND IN PART BY THE TAXES OF THE CITIZENS OF LOS ANGELES COUNTY AND OF THE STATE OF CALIFORNIA.						
REV	DATE	BY	APP	REG NO	EXPIRES	SEAL HOLDER

DESIGNED BY A. GIBBONS
DRAWN BY C. NATHAN
CHECKED BY L. ABRAMSON
IN CHARGE G. HEAD
DATE 08-15-11

FOR REVIEW ONLY NOT FOR CONSTRUCTION  
LEE W ABRAMSON  
C44285



**Metro**  
LOS ANGELES COUNTY METROPOLITAN TRANSPORTATION AUTHORITY



**Hatch Mott MacDonald**  
601 W. Century Blvd. Suite 800  
Los Angeles, CA 90045  
Phone: 310-337-0500  
Fax: 310-337-0042

CONTRACT NO  
**E0117**

DRAWING NO  
**G-002**

SCALE  
**NONE**

SHEET NO  
**2**

**CRENSHAW/LAX**  
**TRANSIT CORRIDOR PROJECT**  
INDEX OF DRAWINGS  
SHEET 1 OF 2

UTILITIES

250	U-031	NOT INCLUDED IN THIS SET
251	U-032	NOT INCLUDED IN THIS SET
252	U-033	NOT INCLUDED IN THIS SET
253	U-034	NOT INCLUDED IN THIS SET
254	U-035	NOT INCLUDED IN THIS SET
255	U-036	NOT INCLUDED IN THIS SET
256	U-037	NOT INCLUDED IN THIS SET
257	U-038	NOT INCLUDED IN THIS SET
258	U-039	NOT INCLUDED IN THIS SET
259	U-040	NOT INCLUDED IN THIS SET
260	U-041	NOT INCLUDED IN THIS SET
261	U-042	NOT INCLUDED IN THIS SET
262	U-043	NOT INCLUDED IN THIS SET
263	U-044	NOT INCLUDED IN THIS SET
264	U-045	NOT INCLUDED IN THIS SET
265	U-046	NOT INCLUDED IN THIS SET

STRUCTURAL

266	S-105	STRUCTURAL PLANS - INTERSTATE 105 UNDERCROSSING
267	S-405	STRUCTURAL PLANS - INTERSTATE 405 OVERCROSSING

ARCHITECTURE

268	A-101	AVIATION/CENTURY AERIAL STATION - SITE PLAN
269	A-102	AVIATION/CENTURY AERIAL STATION - PLATFORM LEVEL
270	A-103	AVIATION/CENTURY AERIAL STATION - SECTIONS
271	A-311	FLORENCE/LA BREA AT GRADE STATION - SITE PLAN
272	A-312	FLORENCE/LA BREA AT GRADE STATION - PLATFORM ELEVATION
273	A-313	FLORENCE/LA BREA AT GRADE STATION - SECTIONS
274	A-401	FLORENCE/WEST AT GRADE STATION - SITE PLAN
275	A-402	FLORENCE/WEST AT GRADE STATION - SECTIONS AND ELEVATIONS
276	A-501	CRENSHAW/SLAUSON AT GRADE STATION - SITE PLAN
277	A-502	CRENSHAW/SLAUSON AT GRADE STATION - SECTIONS AND ELEVATIONS
278	A-601	CRENSHAW/VERNON OPEN CUT STATION - STREET LEVEL
279	A-602	CRENSHAW/VERNON OPEN CUT STATION - MEZZANINE LEVEL
280	A-603	CRENSHAW/VERNON OPEN CUT STATION - PLATFORM LEVEL
281	A-604	CRENSHAW/VERNON OPEN CUT STATION - SECTIONS
	A-701	NOT INCLUDED IN THIS SET
	A-702	NOT INCLUDED IN THIS SET
	A-703	NOT INCLUDED IN THIS SET
	A-704	NOT INCLUDED IN THIS SET
282	A-711	CRENSHAW/MLK STATION - STREET LEVEL
283	A-712	CRENSHAW/MLK STATION - MEZZANINE LEVEL
284	A-713	CRENSHAW/MLK STATION - PLATFORM LEVEL
285	A-714	CRENSHAW/MLK STATION - SECTIONS
	A-801	NOT INCLUDED IN THIS SET
	A-802	NOT INCLUDED IN THIS SET
	A-811	NOT INCLUDED IN THIS SET
	A-812	NOT INCLUDED IN THIS SET
	A-813	NOT INCLUDED IN THIS SET
	A-814	NOT INCLUDED IN THIS SET
	A-821	NOT INCLUDED IN THIS SET
	A-822	NOT INCLUDED IN THIS SET
	A-823	NOT INCLUDED IN THIS SET
	A-824	NOT INCLUDED IN THIS SET
286	A-830	CRENSHAW/EXPOSITION - SITE PLAN
287	A-831	CRENSHAW/EXPOSITION - STREET LEVEL
288	A-832	CRENSHAW/EXPOSITION - MEZZANINE LEVEL
289	A-833	CRENSHAW/EXPOSITION - PLATFORM PLAN
290	A-834	CRENSHAW/EXPOSITION - SECTIONS

SIGNAL AND COMMUNICATIONS

291	TC-001	NOT INCLUDED IN THIS SET
292	TC-002	NOT INCLUDED IN THIS SET
293	TC-003	NOT INCLUDED IN THIS SET
294	COM-001	NOT INCLUDED IN THIS SET

TRACTION POWER

295	TP-001	NOT INCLUDED IN THIS SET
296	TP-002	NOT INCLUDED IN THIS SET
297	TP-003	NOT INCLUDED IN THIS SET
298	TP-004	NOT INCLUDED IN THIS SET
299	TP-005	NOT INCLUDED IN THIS SET
300	TP-006	NOT INCLUDED IN THIS SET
301	TP-007	NOT INCLUDED IN THIS SET
302	TP-008	NOT INCLUDED IN THIS SET
303	TP-009	NOT INCLUDED IN THIS SET
304	TP-010	NOT INCLUDED IN THIS SET

TRACTION POWER

306	TP-012	NOT INCLUDED IN THIS SET
307	TP-013	NOT INCLUDED IN THIS SET
308	TP-014	NOT INCLUDED IN THIS SET

OVERHEAD CONTACT SYSTEMS

309	OCS-001	NOT INCLUDED IN THIS SET
310	OCS-D02	NOT INCLUDED IN THIS SET
311	OCS-D03	NOT INCLUDED IN THIS SET
312	OCS-D04	NOT INCLUDED IN THIS SET
313	OCS-D05	NOT INCLUDED IN THIS SET

MAINTENANCE FACILITIES

314	SP-101	SOUTHWESTERN YARD SITE PLAN
315	P-100	PROPOSED RIGHT OF PLAN, SHEET 1 OF 2
316	P-101	PROPOSED RIGHT OF PLAN, SHEET 2 OF 2

\$FILES \$DATES \$TIMES \$USERS \$PENTBLSS \$PLTDRVSS  
 Plot Driver - \$PLTDRVSS

THE PREPARATION OF THIS DRAWING HAS BEEN FINANCED IN PART THROUGH A GRANT FROM THE U.S. DEPARTMENT OF TRANSPORTATION, FEDERAL TRANSIT ADMINISTRATION (FTA), UNDER THE FEDERAL TRANSIT ACT OF 1984, AS AMENDED, AND IN PART BY THE TAXES OF THE CITIZENS OF LOS ANGELES COUNTY AND OF THE STATE OF CALIFORNIA.							
REV	DATE	BY	APP	REQ NO	EXPIRES	SEAL HOLDER	DESCRIPTION

DESIGNED BY	A. GIBBONS
DRAWN BY	C. NATHAN
CHECKED BY	L. ABRAMSON
IN CHARGE	G. HEAD
DATE	08-15-11

FOR REVIEW ONLY NOT FOR CONSTRUCTION  
 LEE W ABRAMSON  
 C44285

LOS ANGELES COUNTY METROPOLITAN TRANSPORTATION AUTHORITY

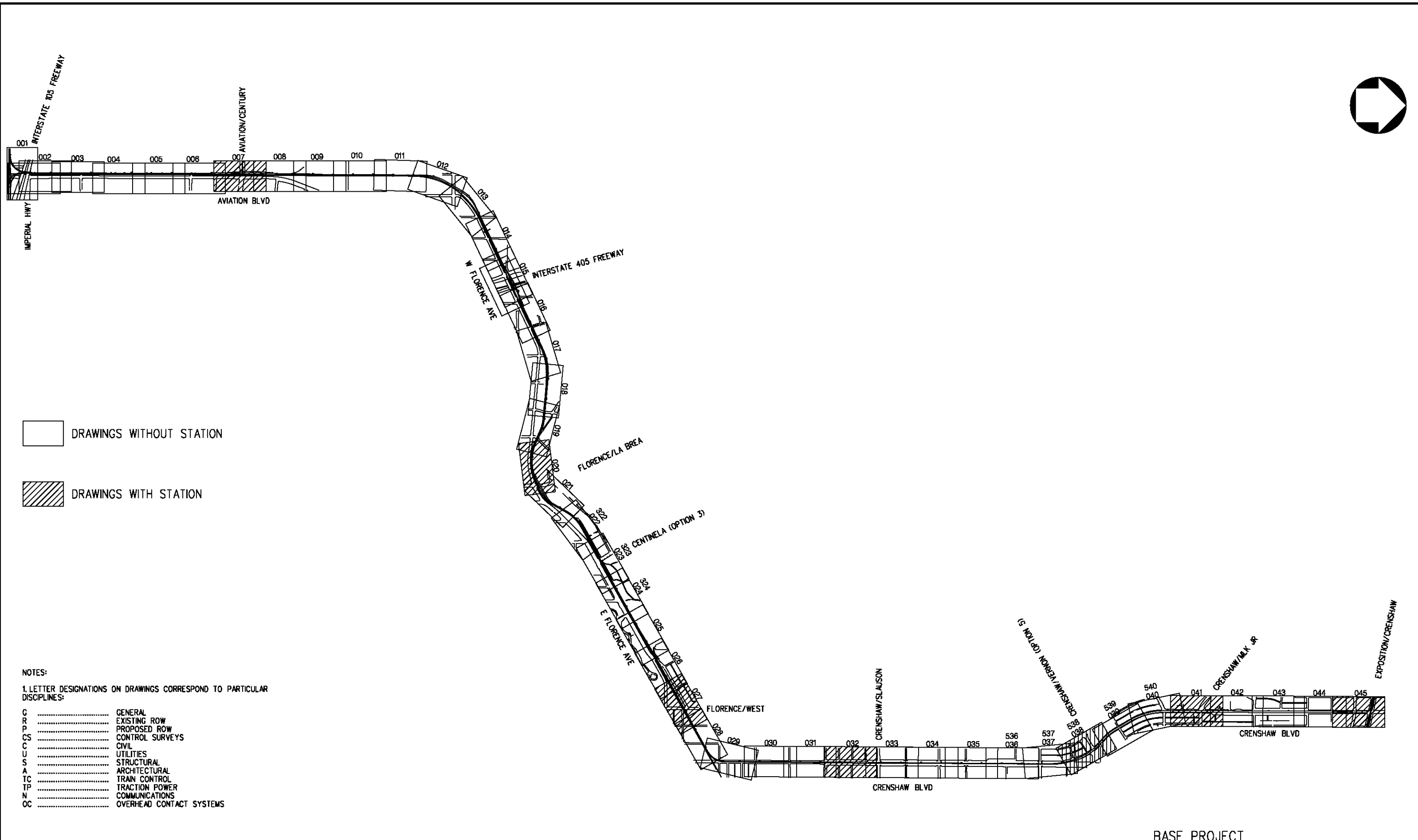
**Hatch Mott MacDonald**

6101 W. Century Blvd. Suite 800 Los Angeles, CA 90045 Phone: 310-337-0500 Fax: 310-337-0042

**CRENSHAW/LAX TRANSIT CORRIDOR PROJECT**  
 INDEX OF DRAWINGS  
 SHEET 2 OF 2

CONTRACT NO	E0117
DRAWING NO	G-003
SCALE	NONE
SHEET NO	3





- DRAWINGS WITHOUT STATION
- DRAWINGS WITH STATION

- NOTES:
1. LETTER DESIGNATIONS ON DRAWINGS CORRESPOND TO PARTICULAR DISCIPLINES:
- G ..... GENERAL
  - R ..... EXISTING ROW
  - P ..... PROPOSED ROW
  - CS ..... CONTROL SURVEYS
  - C ..... CIVIL
  - U ..... UTILITIES
  - S ..... STRUCTURAL
  - A ..... ARCHITECTURAL
  - TC ..... TRAIN CONTROL
  - TP ..... TRACTION POWER
  - N ..... COMMUNICATIONS
  - OC ..... OVERHEAD CONTACT SYSTEMS

Plot Driver - pdf\_11x17\_rev1.plt  
 Pentable-MTA.TBL  
 USER-CIB54384 4:59:08 PM 12/8/2010  
 c:\pwworking\hmm\job54384\dms02789\CL004.plg

THE PREPARATION OF THIS DRAWING HAS BEEN FINANCED IN PART THROUGH A GRANT FROM THE U.S. DEPARTMENT OF TRANSPORTATION (FTA), UNDER THE FEDERAL TRANSIT ACT OF 1984, AS AMENDED, AND IN PART BY THE TAXES OF THE CITIZENS OF LOS ANGELES COUNTY AND OF THE STATE OF CALIFORNIA.						
REV	DATE	BY	APP	REQ NO	EXPIRES	DESCRIPTION

DESIGNED BY A. GIBBONS
DRAWN BY A. GIBBONS
CHECKED BY DON DALI
IN CHARGE G. HEAD
DATE 12-10-10

FOR REVIEW  
ONLY NOT FOR  
CONSTRUCTION  
LEE W ABRAMSON  
C44285

LOS ANGELES COUNTY METROPOLITAN  
TRANSPORTATION AUTHORITY

**Hatch Mott MacDonald**

6101 W. Century Blvd.  
Suite 800  
Los Angeles, CA 90045  
Phone: 310-337-0500  
Fax: 310-337-0042

BASE PROJECT  
CRENSHAW/LAX  
TRANSIT CORRIDOR PROJECT  
KEY MAP

CONTRACT NO E0117	REV 0
DRAWING NO G-004	
SCALE NONE	
SHEET NO 4	

ABBREVIATIONS

TRACK ALIGNMENT - HORIZONTAL

BC	BEGINNING OF CURVE
CS	CIRCULAR CURVE TO SPIRAL
PC	POINT OF CIRCULAR CURVE
PI	POINT OF INTERSECTION OF TWO TANGENTS
PT	POINT OF TANGENCY
TS	TANGENT TO SPIRAL
SC	SPIRAL TO CIRCULAR CURVE
SS	SPIRAL TO SPIRAL
ST	SPIRAL TO TANGENT OR SHORT TANGENT
CC	CENTER OF CIRCULAR CURVE
LC	LONG CHORD
DC	DEGREE OF CURVE
Δc	CENTRAL ANGLE OF CIRCULAR CURVE
Ea	EXTERNAL DISTANCE
I	TOTAL INTERSECTION ANGLE
K	DISTANCE FROM TS TO PC ALONG TANGENT
L	TOTAL LENGTH OF CURVE
Lc	TOTAL LENGTH OF CIRCULAR CURVE
Ls	TOTAL LENGTH OF SPIRAL
Ls1	LENGTH OF SPIRAL IN
Ls2	LENGTH OF SPIRAL OUT
LT	LONG TANGENT
P	OFFSET DISTANCE FROM TANGENT TO PC, SPIRAL THROW
POS	POINT ON SPIRAL
POT	POINT ON TANGENT
POC	POINT OF CURVATURE
Rc	RADIUS OF CIRCULAR CURVE
Tc	TANGENT LENGTH OF CIRCULAR CURVE
Ts	TANGENT DISTANCE FROM TS OR ST TO PI
θs	SPIRAL ANGLE
X	TANGENT DISTANCE FROM TS TO SC OR ST TO CS
Y	TANGENT OFFSET TO SC OR CS
E+	TOTAL SUPERELEVATION
Eo	ACTUAL SUPERELEVATION
Eu	UNBALANCED SUPERELEVATION
PS	POINT OF SWITCH
PITO	POINT OF INTERSECTION OF TURNOUT
PRC	POINT OF REVERSE CIRCULAR CURVE

TRACK ALIGNMENT - VERTICAL

VC	VERTICAL CURVE
PVC	POINT OF VERTICAL CURVE
PVI	POINT OF VERTICAL INTERSECTION
PVT	POINT OF VERTICAL TANGENCY
PDVC	POINT ON VERTICAL CURVE
LVC	LENGTH OF VERTICAL CURVE
MO	MIDDLE ORDINATE

UTILITY COMPANY / AGENCY ABBREVIATIONS

AAR	AMERICAN ASSOCIATION OF RAILROADS
AASHTO	AMERICAN ASSOCIATION OF STATE HIGHWAY AND TRANSPORTATION OFFICIALS
ACI	AMERICAN CONCRETE INSTITUTE
AF	U.S. AIR FORCE
AM STATE	W. AMERICAN STATES WATER COMPANY (NOW LACOW)
ARCO	ATLANTIC RICHFIELD COMPANY (NOW FOUR CORNERS PIPELINE COMPANY)
AREMA	AMERICAN RAILWAY ENGINEERING & MAINTENANCE OF WAY ASSOCIATION
ASCE	AMERICAN SOCIETY OF CIVIL ENGINEERS
ASTM	AMERICAN SOCIETY FOR TESTING AND MATERIALS
BNSF	BURLINGTON NORTHERN SANTA FE RAILROAD
BPL	BUREAU OF POWER AND LIGHT (NOW DWPWS)
BWS	BUREAU OF WATER SUPPLIES (NOW DWPWS)
CALTRANS	STATE OF CALIFORNIA DEPARTMENT OF TRANSPORTATION
CON WCO	CONSERVATIVE WATER COMPANY (NOW LACOW)
DWP	LOS ANGELES DEPARTMENT OF WATER AND POWER
DWPWS	CITY OF LOS ANGELES, DEPARTMENT OF WATER AND POWER, WATER SYSTEM
DWPWS	CITY OF LOS ANGELES, DEPARTMENT OF WATER AND POWER, POWER SYSTEM
FHWA	FEDERAL HIGHWAY ADMINISTRATION
FTA	FEDERAL TRANSPORTATION ADMINISTRATION
GP	GENERAL PETROLEUM (NOW MOBIL OIL)
GSD	CITY OF LOS ANGELES, GENERAL SERVICES DIVISION
GTE	GENERAL TELEPHONE COMPANY
LA	CITY OF LOS ANGELES
LADBE	LOS ANGELES BUREAU OF ENGINEERING
LACDPW	LOS ANGELES COUNTY DEPARTMENT OF PUBLIC WORKS
LACFCO	LOS ANGELES COUNTY FLOOD CONTROL DISTRICT

LACMTA	LOS ANGELES COUNTY METROPOLITAN TRANSPORTATION AUTHORITY
LACD	COUNTY OF LOS ANGELES
LACDW	LOS ANGELES COUNTY WATER WORKS
LACSD	LOS ANGELES COUNTY SANITATION DISTRICTS
LACTC	LOS ANGELES COUNTY TRANSPORTATION COMMISSION (NOW LACMTA)
LADOT	CITY OF LOS ANGELES, DEPARTMENT OF TRANSPORTATION
LADPW	LOS ANGELES CITY, DEPARTMENT OF PUBLIC WORKS
LADWP-PS	CITY OF LOS ANGELES, DEPARTMENT OF WATER & POWER, POWER SYSTEMS
LADWP-WS	CITY OF LOS ANGELES, DEPARTMENT OF WATER & POWER, WATER SYSTEMS
LAG	LOS ANGELES GAS (NOW SCG OR TGC)
LAG&E	LOS ANGELES GAS & ELECTRIC (NOW SCG, TGC AND DWPWS)
LAPBL	LOS ANGELES TO PASADENA METRO GOLD LINE CONSTRUCTION AUTHORITY
LAWD	LOS ANGELES WATER DEPARTMENT (NOW DWPWS)
LAX	LOS ANGELES INTERNATIONAL AIRPORT
LB	CITY OF LONG BEACH
MTA	LOS ANGELES METROPOLITAN TRANSPORTATION AUTHORITY
MWD	METROPOLITAN WATER DISTRICT OF SOUTHERN CALIFORNIA
PAS	CITY OF PASADENA
PACTEL, PTT	PACIFIC TELEPHONE & TELEGRAPH COMPANY
PUC	PUBLIC UTILITY COMMISSION
RCC	RAIL CONSTRUCTION CORPORATION
SBC	SOUTHERN BELL COMPANY (KNOWN AS AT&T)
SCE	SOUTHERN CALIFORNIA EDISON COMPANY
SCAL W	SOUTHERN CALIFORNIA WATER COMPANY (NOW LACOW)
SCG	SOUTHERN CALIFORNIA GAS COMPANY (NOW THE GAS COMPANY)
SCRDT	SOUTHERN CALIFORNIA RAPID TRANSIT DISTRICT (NOW LACMTA)
SCT	SOUTHERN CALIFORNIA TELEPHONE COMPANY (NOW PACIFIC BELL)
SCWCO	SOUTHERN CALIFORNIA WATER COMPANY
SO PAC P	SOUTHERN PACIFIC PIPELINE COMPANY
SPTC DR SP	SOUTHERN PACIFIC TRANSPORTATION COMPANY
SO PAS	CITY OF SOUTH PASADENA
SPPWC	STANDARD PLANS FOR PUBLIC WORKS CONSTRUCTION
SSPWC	STANDARD SPECIFICATIONS FOR PUBLIC WORKS CONSTRUCTION
STD OIL CO	STANDARD OIL COMPANY OF CALIFORNIA
TGC	THE GAS COMPANY (FORMERLY SOUTHERN CALIFORNIA GAS COMPANY)
UBC	UNIFORM BUILDING CODE
US	UNITED STATES
USC & GS	UNITED STATES COAST AND GEODETIC SURVEY
WILTEL	WILLIAMS TELEPHONE CO.
WUT	WESTERN UNION TELEGRAPH COMPANY (NOW PART OF MC)

MISCELLANEOUS

&	AND
#	AT
APPROX. APP	APPROXIMATE OR APPROXIMATELY
AB	AGGREGATE BASE
ABND	ABANDONED
ABS	ACRYLONITRILE-BUTADIENE-STYRENE
ABUT	ABUTMENT
AC	ASPHALT CONCRETE OR ASBESTOS CEMENT
ACC	ASPHALT CEMENT CONDUIT
ACD	ASPHALTIC CONCRETE DUCT
ACL	AUXILIARY CONTROL LINE
ACP	ASBESTOS CEMENT PIPE
ACWS	ASPHALT CONCRETE WEARING SURFACE
AGGR	AGGREGATE
AHD	AHEAD
AL	ALUMINUM
ALIGN	ALIGNMENT
APP	APPROVED (REF)
APPROX	APPROXIMATELY
APPV	APPROVED
AS	AGGREGATE SUB-BASE
ASB	ASBESTOS
ASPH	ASPHALT
ASSY	ASSEMBLY
ATC	AUTOMATIC TRAIN CONTROL
AVE	AVENUE
AWG	AMERICAN WIRE GAUGE (GAGE)
A/R	AS REQUIRED
BB	BILLBOARD, BEGIN BRIDGE
BCOP	BARE COPPER
BCR	BEGIN CURB RETURN
BEG	BEGIN OR BEGINNING
BF	BOTTOM FACE
BFP	BACKFLOW PREVENTER
BIT	BITUMINOUS
BK	BACK
BL	BASELINE, BUILDING LINE OR LEFT TRACK-LINE B

BLDG	BUILDING
BLS	BLUE LIGHT STATION
BLVD	BOULEVARD
BM	BENCH MARK
BO	BLOW-OFF
BOC	BOTTOM OF CURB
BOP	BOTTOM OF PIPE
BOS	BOTTOM OF SLOPE
BP	BEGIN PLATFORM
BSMT	BASEMENT
BRDG	BRIDGE
BRG	BEARING
BRK	BRICK
BRS	BLAST RELIEF SHAFT
BS	BELL AND SPIGOT
BUR CA	BURIED CABLE
BW	BOTTOM OF WALL OR BACK OF WALK
B TO B	BACK TO BACK
B-PC	SCHEDULE B - PLASTIC CONDUIT
C	CURB OR CONDUIT
CA	CABLE OR COMPRESSED AIR
CAB	CRUSHED AGGREGATE BASE
CB	CATCH BASIN
CBD	CENTRAL BUSINESS DISTRICT
CC-B	CONCRETE CONDUIT-TYPE B
CC-C	CONCRETE CONDUIT-TYPE C
CD	CURB DRAIN
CE	CONCRETE ENCASED
CF	CURB FACE
CFS	CUBIC FEET PER SECOND
C & G	CURB AND GUTTER
CGS	CENTER OF GRAVITY, STRAND
CHEM	CHEMICAL
C	CAST (IRON OR CURB INLET
C(CLP, CIP(CL)	CAST-IRON CEMENT LINED PIPE
CIP	CAST IRON PIPE
CIRCUM	CIRCUMFERENCE
C(SP(ES)	CAST IRON SOIL PIPE (EXTRA STRENGTH)
CJ	CONSTRUCTION JOINT, OR CONTROL JOINT
CL	CURB LINE OR CLASS
CL	CENTERLINE
CLF	CHAIN LINK FENCE
CLG	CEILING
CLR	CLEARANCE OR CLEAR
CMB	CRUSHED MISCELLANEOUS BASE
CMP	CORRUGATED METAL PIPE
CMU	CONCRETE MASONRY UNIT
CO	CLEANOUT, COUNTY, OR COMPANY
COL	COLUMN
COLA	CITY OF LOS ANGELES
COM	COMMERCIAL
COMM	COMMUNICATION
CONC	CONCRETE
CONC BL	CONCRETE BLOCK
COND	CONDUIT
CONF	CONFERENCE
CONN	CONNECT, CONNECTION, OR CONNECTOR
CONST	CONSTRUCT OR CONSTRUCTION
CONT	CONTINUED, CONTINUOUS, OR CONTINUATION
COORD	COORDINATE
COP	COPPER
COR	CORNER
CORR	CORRUGATE OR CORRUGATED
CP	CONCRETE PIPE OR CEMENT PIPE
CPC	CORRUGATED PLASTIC CONDUIT
CPP	CORRUGATED PLASTIC PIPE
C/S	COMMUNICATIONS/SIGNALS
CSG	CASING
CSW	CONCRETE SIDEWALK
CTA	CENTRAL TANGENT ANGLE
CTB	CEMENT TREATED BASE
CU FT	CUBIC FOOT
CU IN	CUBIC INCH
CU YD	CUBIC YARD
CULV	CULVERT
CWD	CROSSDOTTED WOOD DUCT
CWR	CONTINUOUS WELDED RAIL
C TO C	CENTER TO CENTER
C-PC	SCHEDULE C - PLASTIC CONDUIT
D, d	DEPTH
D, DU, DCT	DUCT
DB	DUCT BANK
DCVA	DOUBLE CHECK VALVE ASSEMBLY

DEF	DEFLECTION
DEG	DEGREES
DEP	DEPRESS
DEPT	DEPARTMENT
DESC	DESCRIPTION
DET	DETAIL
DF	DIRECT FIXATION
DG	DIESEL GAS OR DRY GAS
DI	DUCTILE IRON, DROP INLET
DIA DR Ø	DIAMETER
DIAG	DIAGRAM
DIM	DIMENSION
DIP(L)	DUCTILE IRON PIPE (LINED)
DIST	DISTRICT OR DISTANCE
DMD	DIAMOND
DMH	DRAINAGE MANHOLE
DML	DEMOLITION
DN	DOWN
DW	DOMESTIC WATER
DWG	DRAWING
DWL	DOWEL
DWLG	DOWELLING
DWY	DRIVEWAY
E	EAST, ELECTRIC
EA	EACH
EB	EASTBOUND, END OF BRIDGE
EC	END CURVE
ECR	END CURB RETURN
E/E	EAST OF EAST RIGHT-OF-WAY LINE
EF	EACH FACE
EG	EDGE OF GUTTER
EHH	ELECTRICAL HANDHOLE
EL	ELEVATION
ELEC	ELECTRIC OR ELECTRICAL
ELECT	ELECTRIC (REF)
ELEV	ELEVATOR OR ELEVATION
EMB	EMBANKMENT
EMH	ELECTRICAL MANHOLE
E/O	EAST OF
EOR	END OF ROAD
EP	EDGE OF PAVEMENT OR END PLATFORM
EQ	EQUAL, EQUATION OR EQUALITY
ES	EXTRA STRENGTH
ET	END TRACK
ETC	ET CETERA
ETS	EMERGENCY TRIP STATION
EW	EACH WAY
E/W	EAST OF WEST RIGHT-OF-WAY LINE
EX OR EXIST	EXISTING
EXP	EXPANSION
EXT	EXTERIOR
F	FIBER
FA	FIRE ALARM
FAC	FIRE ALARM CONDUIT
FAI	FRESH AIR INTAKE
FB	FIRE ALARM BOX
FBM	FOOT BOARD MEASUREMENT
FBP	FUTURE BEGIN PLATFORM
FC	FIBER CONDUIT OR FIRE CONNECTION
FD	FIBER DUCT, FLOOR DRAIN OR FIRE DEPARTMENT
FON	FOUNDATION
FE	FLANGED END
FEP	FUTURE END PLATFORM
FF	FINISHED FLOOR OR FAR FACE
FFE	FINISH FLOOR ELEVATION
FG	FROG GAUGE PLATE OR FINISH GRADE
FH	FIRE HYDRANT
FIN	FINISH
FL	FLOW LINE, FUEL
FLG	FLANGE
FLP	FLOW LINE PIPE
FLR	FLOOR
FO	FIBER OPTIC
FP	FIRE PROTECTION
FPS	FEET PER SECOND
FR	FRAME
FS	FIRE SERVICE, FINISHED SURFACE, OR FAR SIDE
FT	FOOT OR FEET
F TO F	FACE TO FACE
FWL	FIRE WATER LINE
FWY	FREEWAY
G	GAS OR GAS LINE

BASE PROJECT

Plot Driver - pdf\_11x17\_rev1.plt USER-sto99999 10:05:35 AM 11/30/2010 c:\pwworking\hmm\st099999\dms02789\CL0005.plt

<p>THE PREPARATION OF THIS DRAWING HAS BEEN FINANCED IN PART THROUGH A GRANT FROM THE U.S. DEPARTMENT OF TRANSPORTATION, FEDERAL TRANSIT ADMINISTRATION (FTA), UNDER THE FEDERAL TRANSIT ACT OF 1984, AS AMENDED, AND IN PART BY THE TAXES OF THE CITIZENS OF LOS ANGELES COUNTY AND OF THE STATE OF CALIFORNIA.</p>	<table border="1" style="width:100%; border-collapse: collapse;"> <tr><th>REV</th><th>DATE</th><th>BY</th><th>APP</th><th>REQ NO</th><th>EXPIRES</th><th>SEAL HOLDER</th><th>DESCRIPTION</th></tr> <tr><td> </td><td> </td><td> </td><td> </td><td> </td><td> </td><td> </td><td> </td></tr> </table>	REV	DATE	BY	APP	REQ NO	EXPIRES	SEAL HOLDER	DESCRIPTION									<table border="1" style="width:100%; border-collapse: collapse;"> <tr><td>DESIGNED BY C. PETROV</td></tr> <tr><td>DRAWN BY C. NATHAN</td></tr> <tr><td>CHECKED BY L. ABRAMSON</td></tr> <tr><td>IN CHARGE G. HEAD</td></tr> <tr><td>DATE 12-10-10</td></tr> </table>	DESIGNED BY C. PETROV	DRAWN BY C. NATHAN	CHECKED BY L. ABRAMSON	IN CHARGE G. HEAD	DATE 12-10-10	<p>FOR REVIEW ONLY NOT FOR CONSTRUCTION</p> <p>LEE W ABRAMSON C44285</p>	<p><b>LOS ANGELES COUNTY METROPOLITAN TRANSPORTATION AUTHORITY</b></p>	<p><b>Hatch Mott MacDonald</b> 6101 W. Century Blvd. Suite 800 Los Angeles, CA 90045 Phone: 310-337-0500 Fax: 310-337-0042</p>	<p><b>CRENSHAW/LAX TRANSIT CORRIDOR PROJECT</b></p> <p>ABBREVIATIONS AND SYMBOLS</p> <p>SHEET 1 OF 4</p>	<table border="1" style="width:100%; border-collapse: collapse;"> <tr><td>CONTRACT NO <b>E0117</b></td></tr> <tr><td>DRAWING NO <b>G-005</b></td></tr> <tr><td>SCALE <b>NONE</b></td></tr> <tr><td>SHEET NO <b>5</b></td></tr> </table>	CONTRACT NO <b>E0117</b>	DRAWING NO <b>G-005</b>	SCALE <b>NONE</b>	SHEET NO <b>5</b>
REV	DATE	BY	APP	REQ NO	EXPIRES	SEAL HOLDER	DESCRIPTION																									
DESIGNED BY C. PETROV																																
DRAWN BY C. NATHAN																																
CHECKED BY L. ABRAMSON																																
IN CHARGE G. HEAD																																
DATE 12-10-10																																
CONTRACT NO <b>E0117</b>																																
DRAWING NO <b>G-005</b>																																
SCALE <b>NONE</b>																																
SHEET NO <b>5</b>																																

# ABBREVIATIONS

## MISCELLANEOUS CONT'D

GA	GAUGE (GAGE)	ML	MORTAR LINED	R	RADIUS	TERM	TERMINAL
GALV	GALVANIZE OR GALVANIZED	ML & C	MORTAR LINED & COATED	RBM	RAILBOUND MANGANESE	TF	TOP OF FACE
GAL(S)	GALLON(S)	MOD.	MODIFIED	RCB	REINFORCED CONCRETE BOX (CULVERT)	TG	TOP OF GRADE, TOP OF GRATE, OR TELEGRAPH
GASO	GASOLINE	MON	MONUMENT	RCP	REINFORCED CONCRETE PIPE	THEO	THEORETICAL
GB	GRADE BREAK	MP	MEDIUM PRESSURE	RD	ROAD	THK	THICK OR THICKNESS
GM	GAS METER	MPH	MILES PER HOUR	RECT	RECTANGLE OR RECTIFIER	TL	TRAFFIC LIGHT OR TOE LENGTH
GND	GROUND	MTC	MULTI-TILE CONDUIT	REF	REFERENCE	TMH	TELEPHONE MANHOLE
GP	GENERAL PACKAGE, GAUGE PLATE OR GRADING PLAN	MTO	MULTI-TILE DUCT	REINF	REINFORCE, REINFORCED, OR REINFORCEMENT	T.O.	TURNOUT
GR	GRADE, GROUND OR GUARD RAIL PLATE	MSE	MECHANICAL STABILIZED EARTH	REQD	REQUIRED OR REQUIRE	TOC	TOP OF CURB
GRS	GALVANIZED RIGID STEEL			RES	RESIDENTIAL	TOP	TOP OF PIPE
GSC	GALVANIZED STEEL CONDUIT			RET	RETAINING	TOS	TOP OF SLOPE
GV	GATE VALVE			RET W	RETAINING WALL	TP	POLICE TELEPHONE OR TRACTION POWER
GW	GUY WIRE			REV	REVISE, REVISED, OR REVISION	TPS	TRACTION POWER SUBSTATION
		N	NORTH	RGS	RIGID GALVANIZED STEEL	TPSS	TRACTION POWER SUPPLY SYSTEM
H	HEIGHT	N/A	NOT APPL[CABLE	RH	RIGHT HAND	T/LR	TOP OF LOW RAIL
HAP	HORIZONTAL ANGLE POINT	NB	NORTHBOUND	ROW	RIGHT OF WAY	T/R	TOP OF RAIL
HB	HOSE BIB	NE	NORTH EAST	RR	RAILROAD	TRANS	TRANSITION
HC	SANITARY SEWER HOUSE CONNECTION	NF	NEAR FACE	RSP	REVISED STANDARD PLAN	TRD	TRANSIT DUCT
HDPE	HIGH DENSITY POLYETHYLENE	NIC	NOT IN CONTRACT	RT	RIGHT	TRK	TRACK
HF	HEEL OF FROG	N/N	NORTH OF NORTH RIGHT-OF-WAY LINE	RTP	RAIL TRANSIT PROJECT	TRPB	TRANSIT SHELTER PULLBOX
HGL	HYDRAULIC GRADE LINE	N/O	NORTH OF	RY	RAILWAY	TS	TRAFFIC SIGNAL
HH	HANDHOLE	N/O OR #	NUMBER	R/W	RIGHT-OF-WAY	TSC	TRAFFIC SIGNAL CONDUIT
HL	HEEL LENGTH	NRC	NON-REVENUE CONNECTOR			TSCB	TRAFFIC SIGNAL CONTROL BOX
HMMPE	HIGH MOLECULAR WEIGHT POLYETHYLENE	NRCP	NON-REINFORCED CONCRETE PIPE			TSPB	TRAFFIC SIGNAL PULLBOX
HORIZ	HORIZONTAL	NS	NEAR SIDE	S	SOUTH, SLOPE, OR SIGN	TV	TELEVISION
HOV	HIGH OCCUPANCY VEHICLE	N/S	NORTH OF SOUTH RIGHT-OF-WAY LINE	SA	SERVICE AISLE	TVCC	TRANSPORTED VITRIFIED CLAY CONDUIT
HP	HIGH PRESSURE, HORSE POWER, HEEL PLATE OR HIGH POINT	NTS	NOT TO SCALE	SB	SOUTHBOUND OR SPLICE BOX	TYM	TICKET VENDING MACHINE
HP	HORSEPOWER	NW	NORTH WEST	SCC	STEEL CYLINDER CONCRETE (PIPE)	T/W	TOP OF WALL
HR	HEADROOM OR HOUR			SCL	SECONDARY CONTROL LINE	TYP	TYPICAL
HS	HIGH STRENGTH STEEL ASTM 432	O	OIL	SCWD	SINGLE CREOSOTED WOOD DUCT		
HWY	HIGHWAY	OCS	OVERHEAD CONTACT SYSTEM	SD	STORM DRAIN	UC	UNDERCROSSING OR UNDER CONSTRUCTION
		OD	OUTSIDE DIAMETER	SDMH	STORM DRAIN MANHOLE	UD	UNDERDRAIN
ID	INSIDE DIAMETER	OFC	ORANGEBURG FIBER CONDUIT	SE	SOUTH EAST	UG	UNDERGROUND
IJ	INSULATED JOINT	OG	ORIGINAL GROUND	SEC	SECONDS	UNK	UNKNOWN
IN	INCH OR INCHES	OH	OVERHEAD	SECT	SECTION	UP	UNDERPASS OR COMBINATION POWER/TELEPHONE POLE
INT	INTERIOR, INTRUSION	OPP	OPPOSITE	SFP	SITE FINISH PLAN	UPE	UNDER PLATFORM EXHAUST
INV	INVERT	ORL	ORNAMENTAL LIGHTING	SG	SUB GRADE	UNO	UNLESS NOTED OTHERWISE
IP	IRON PIPE	OTM	OTHER TRACK MATERIAL	SHT	SHEET		
		P	PIPE	SIG	SIGNAL	V	VALVE, RATE OF SPEED, OR DESIGN SPEED
JS	JUNCTION STRUCTURE	PA	POLICE ALARM OR PUBLIC ADDRESS	SIM	SIMILAR	VAC	VACUUM
JT	JOINT	PB	PULL BOX	SIP	SUPPORT IN PLACE	VAP	VERTICAL ANGLE POINT
		PCC	PORTLAND CEMENT CONCRETE OR POINT OF COMPOUND CURVATURE	SL	STREET LIGHT	VAR	VARIES OR VARIABLE
K	KIP OR KIPS	PCCP	PRE-STRESSED CONCRETE CYLINDER PIPE	SLC	STREET LIGHT CONDUIT	VCC	VITRIFIED CLAY CONDUIT
KF	KIP-FOOT	PCL	PRIMARY CONTROL LINE	SLPB	STREET LIGHT PULL BOX	VCD	VITRIFIED CLAY DUCT
KLF	KIPS PER LINEAR FOOT	PCS	PIECES	SMH	SEWER MANHOLE	VCP	VITRIFIED CLAY PIPE
KSF	KIPS PER SQUARE FOOT	PD	PAPER DUCT	S/N	SOUTH OF NORTH RIGHT-OF-WAY LINE	VCP(ES)	VITRIFIED CLAY PIPE (EXTRA STRENGTH)
KV	KILOVOLT	PE	POLYETHYLENE OR PLAIN END	SP	SPACE, SPACING, OR SITE PLAN	VCT	VITRIFIED CLAY TILE
		PEB	PEDESTRIAN	SPEC	SPECIFICATION(S) (REF)	VERT	VERTICAL
L	LINE, LINING, OR LENGTH	PEM	POLYETHYLENE MAIN	SPR	SPRINKLER	VLT	VAULT
LAT	LATERAL	PF	POINT OF FROG	SQ	SQUARE		
LBS OR #	POUND(S)	PGL	PROFILE GRADE LINE	S/S	SOUTH OF SOUTH RIGHT-OF-WAY LINE	W	WEST OR WATER
LD	LEAD	PITO	POINT OF INTERSECTION OF TURNOUT	SS	SANITARY SEWER OR STOP SIGN	W/	WITH
LF	LINEAR FOOT (FEET)	PJV	POST INDICATOR VALVE	SSO	SANDSTONE CEMENT DUCT	WB	WESTBOUND
LG	LONG OR LENGTH	PL OR P	PLATE	SSMH	SANITARY SEWER MANHOLE	WD	WATER DETECTOR
LGT	LIGHT (REF)	P	PROPERTY LINE	ST	STREET	W/E	WEST OF EAST RIGHT-OF-WAY LINE
LH	LEFT HAND	PLO	PLASTIC DUCT	STA	STATION	WG	WHITE GAS
LIN FT	LINEAR FEET	PLT	PLASTIC TILE	STD	STANDARD OR SEWER TILED DUCT	WH	WATER HANDHOLE
LJ	LEADED JOINT	PM	PARKING METER	STL	STEEL	WHSE	WAREHOUSE
LOC	LOCATE, LOCATED, OR LOCATION	PO	PUSH-ON JOINT	STM	STEAM	WI	WROUGHT IRON
LOG	LIP OF GUTTER	PDC	POINT OF CONNECTION	STR	STORAGE	WID	WIDTH
LQL	LAYOUT LINE	PDL	POLICE	STP	STEEL PIPE	WIP	WROUGHT IRON PIPE
LP	LOW PRESSURE OR LOW POINT	PP	POWER POLE OR PAPER PIPE	STR	STRAIGHT	WL	WATER LEVEL
LPT	LOW POINT	PPD	PAPER PIPE DUCT	STRUCT	STRUCTURE	WLN	WATER LINE
LRT	LIGHT RAIL TRANSIT	PRC	POINT OF REVERSE CURVE	STY	STYRENE	WM	WATER METER
LT	LEFT	PROD	PRODUCT	SUB	SUBMITTED	WMH	WATER MANHOLE
LTG	LIGHTING	PROP	PROPERTY OR PROPOSED	SUPV	SUPERVISE OR SUPERVISOR	W/O	WITHOUT
		PS	POINT OF SWITCH	SURF	SURFACE	WP	WORKING POINT OR WORK POINT
		PSF	POUNDS PER SQUARE FOOT	SW	SWITCH, OR SOUTH WEST	WSP	WELDED STEEL PIPE
		PSI	POUNDS PER SQUARE INCH	SWK	SIDEWALK	WSP(L)	WELDED STEEL PIPE (CEMENT LINED)
		PSP	PAINT SHOP	SYM	SYMMETRICAL	WTR	WATER
M	MAIN	PT(S)	POINT(S)	TAN	TANGENT	WTW	WALL TO WALL
MACH	MACHINE OR MACHINERY	PV	PLUG VALVE	T & B	TOP AND BOTTOM	WV	WATER VALVE
MAG	MAGNESIUM OR MAGNETIC	PVC	POLYVINYL CHLORIDE	TC	TILE CONDUIT, TOP OF CURB, TRACK CENTER, OR TRAIN CONTROL	WW	WASTEWATER
MAINT	MAINTENANCE	PVCC	POLYVINYL CHLORIDE CONDUIT	TCC	TRAIN CONTROL/COMMUNICATIONS	W/W	WEST TO WEST RIGHT-OF-WAY LINE
MAX	MAXIMUM	PVCP	POLYVINYL CHLORIDE PIPE	TCCR	TRAIN CONTROL/COMMUNICATIONS BUILDING		
MCD	MULTIPLE CONCRETE DUCT	PVMT	PAVEMENT	TCPRJ	PROJECTED TOP OF CURB	X-DRAIN	CROSS DRAIN
MCDW	MULTIPLE CREOSOTED WOOD DUCTS	PWFB	PUBLIC WORKS FIELD BOOK	TD	TILE DUCT OR TILE DRAIN	X-ING	CROSSING
MECH	MECHANICAL	PWLB	PUBLIC WORKS LEVEL BOOK	TEL, T	TELEPHONE	X-MITER	TRANSMITTER
MEL	METRO GREEN LINE	PWR	POWER	TELE	TELESCOPING	X-OVER	CROSS OVER
MH	MAINTENANCE HOLE			TEMP	TEMPERATURE OR TEMPORARY	X-SECT	CROSS SECTION
MIN	MINIMUM, MINUTES						
MISC	MISCELLANEOUS	QTY	QUANTITY				
MJ	MECHANICAL JOINT	QUAD	QUADRANT				

BASE PROJECT

REV	DATE	BY	APP	REQ NO	EXPIRES	SEAL HOLDER	DESCRIPTION

DESIGNED BY C. PETROV
DRAWN BY C. NATHAN
CHECKED BY L. ABRAMSON
IN CHARGE C. HEAD
DATE 12-10-10

FOR REVIEW  
ONLY NOT FOR  
CONSTRUCTION  
LEE W ABRAMSON  
C44285

**LOS ANGELES COUNTY METROPOLITAN  
TRANSPORTATION AUTHORITY**

6101 W. Century Blvd.  
Suite 800  
Los Angeles, CA 90045  
Phone: 310-337-0500  
Fax: 310-337-0042

**CRENSHAW/LAX  
TRANSIT CORRIDOR PROJECT**

ABBREVIATIONS AND SYMBOLS  
SHEET 2 OF 4

CONTRACT NO <b>E0117</b>
DRAWING NO <b>G-006</b>
SCALE <b>SCALE: NONE</b>
SHEET NO <b>6</b>

Plot Driver - pdf\_11x17\_rev1.plt USER-sto99999 10:07:38 AM 11/30/2010 c:\pwworking\hmm\st099999\dms02789\CL0006.plt



# SYMBOLS

AERIAL EASEMENT		CONTOUR LINES		GRAVEL		AC (EXIST)	
ASPHALT CONCRETE PAVEMENT		CONTROL POINT OR STREET INTERSECTION POINT		GRAVEL OR DIRT ROAD		AC (PROPOSED)	
AUTOMATIC GATE INTO PARKING AREA		COORDINATE GRID CROSSHAIR		GROUND ROD		PERFORATED SUBDRAIN	
BALLAST		CURB (EXIST)		GROUND ROD IN WELL		PICTURE CENTER	
BARRICADE (EXIST)		CURB (PROPOSED)		GUARD RAIL (EXIST)		PI	
BARRICADE (PROPOSED)		CURB AND GUTTER (EXIST)		GUARD RAIL (PROPOSED)		PIPE	
BARRICADE POSTS, BOLLARDS		CURB AND GUTTER (PROPOSED)		GUTTER (EXIST)		CONNECTOR PIPE (EXIST)	
BASE COURSE		CURB RAMP (EXIST)		GUTTER (PROPOSED)		CONNECTOR PIPE (PROPOSED)	
BEGIN OR END PLATFORM		CURVE NUMBER		GUY POLE (EXIST)		MAN LINE (EXIST)	
BENCH MARK		CURVE POINT		GUY WIRE (EXIST)		MAN LINE (PROPOSED)	
BILLBOARD		DEPRESSION		HANDICAPPED PARKING		PVI	
BLOCK WALL		DIMENSIONING		HEADSPAN		PITO OR PI NUMBER	
BORING & NUMBER		CONTINUED ON NEXT SHEET		HIGH VOLTAGE VAULT		PLANTER	
BOX		DOUBLE CROSSOVER		HOSE BIB		POINT OF INTERSECTION OF TURNOUT (PITO)	
BREAK LINE		DRAINAGE DITCH OR SWALE		LANE LINES		POINT OF SWITCH (OR SWITCH MACHINE)	
BRICK (BLOCK) WALL (EXIST)		DRAINAGE INLET		LIMIT OF GRADING		POINT OF SWITCH NUMBER	
BRICK (BLOCK) WALL (PROPOSED)		DRIVEWAY (EXIST)		LRT TCC SYSTEM HANDHOLE		POLE	
BRIDGE		DRIVEWAY (PROPOSED)		LRT TCC SYSTEM MANHOLE		POOL	
BUILDING		EDGE OF PAVEMENT		MAINTENANCE HOLE (EXIST)		POST WITH STREET LIGHT	
BUMPING POST		EARTH		MANHOLE (EXIST)		PULL BOX	
BUMPING POST NUMBER		ELASTOMER		MATCH LINE		EXIST RAILROAD SWITCH	
CABLE TV		ELECTRIC		NORTH ARROW		EXIST RAILROAD TRACK	
CANOPY		ELEVATION (EXISTING)		LA COUNTY		RIDGE	
CATCH BASIN (CURB OPENING)		EMBANKMENT OR SLOPE		CITY OF LOS ANGELES		RIGHT-OF-WAY	
CATCH BASIN (GRATING)		EXISTING GROUND LINE		OIL		BORED - TUNNELING	
CENTERLINE		FENCE-CHAIN LINK OR OTHER (EXIST)		OCS POLE (EXIST)		CUT & COVER TUNNEL	
CLEANOUT		FENCE-CHAIN LINK OR OTHER (PROPOSED)		PROPOSED OCS POLE		STRUCTURE - CUT, FILL, AT GRADE & STATIONS	
COLUMN, BENT		FIBER OPTIC		OIL WELL		STRUCTURE - AERIAL	
CONCRETE		FINISH GRADE		ORCHARD		TPSS & SIGNAL HOUSE	
CONCRETE BARRIER		FIRE HYDRANT (EXIST)		OVERHEAD SIGN		TUNNEL VENTILATION	
CONCRETE CHANNEL		FLAGPOLE		OVERHEAD WIRES AND CABLES		PARK & RIDE & STATION FACILITIES	
CONCRETE WALL (EXIST)		FLASHER		PALM TREE		TUNNEL STAGING	
CONCRETE WALL (PROPOSED)		FOUNDATION OR RUIN		PARKING SPACES		PROPOSED NEW PUBLIC ROW	
CONSTRUCTION EASEMENT (TEMPORARY)		FUTURE LRT LINE		PAVEMENT CONCRETE (EXIST)		PROPOSED NEW CURB LINE	
CONTINUOUS WELDED RAIL		GAS		CONCRETE (PROPOSED)		EXISTING PUBLIC ROW	
		GATE (PEDESTRIAN)				PARCEL LINE	
		GATE (RAILROAD)				METRO ROW	
		GATE (SWING)				CITY LIMITS	

## BASE PROJECT

**CRENSHAW/LAX**  
**TRANSIT CORRIDOR PROJECT**  
 ABBREVIATIONS AND SYMBOLS  
 SHEET 3 OF 4

CONTRACT NO		E0117	
DRAWING NO	G-007	REV	
SCALE	NONE		
SHEET NO	7		

Plot Driver - pdf\_11x17\_rev1.plt USER-CIB54384 5:06:51 PM 12/8/2010 c:\pwworking\hmm\job54384\dms02789\CL0007.plg

THE PREPARATION OF THIS DRAWING HAS BEEN FINANCED IN PART THROUGH A GRANT FROM THE U.S. DEPARTMENT OF TRANSPORTATION, FEDERAL TRANSIT ADMINISTRATION (FTA), UNDER THE FEDERAL TRANSIT ACT OF 1984, AS AMENDED, AND IN PART BY THE TAXES OF THE CITIZENS OF LOS ANGELES COUNTY AND OF THE STATE OF CALIFORNIA.							
REV	DATE	BY	APP	REQ NO	EXPIRES	SEAL HOLDER	DESCRIPTION

DESIGNED BY  
 C. NATHAN  
 DRAWN BY  
 A. GIBBONS  
 CHECKED BY  
 L. ABRAMSON  
 IN CHARGE  
 G. HEAD  
 DATE  
 12-10-10

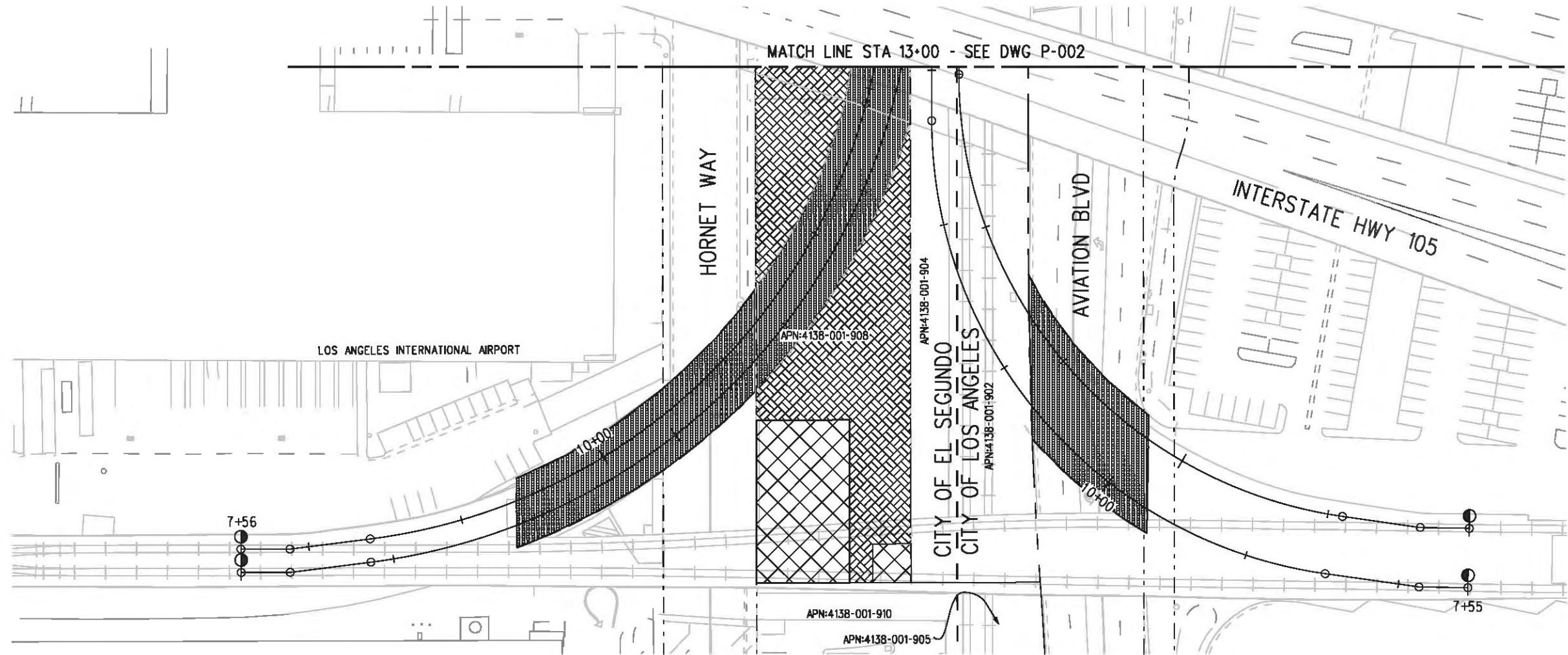
FOR REVIEW  
 ONLY NOT FOR  
 CONSTRUCTION  
 LEE W ABRAMSON  
 C44285

LOS ANGELES COUNTY METROPOLITAN  
TRANSPORTATION AUTHORITY

**Hatch Mott MacDonald**

6101 W. Century Blvd.  
Suite 800  
Los Angeles, CA 90045  
Phone: 310-337-0500  
Fax: 310-337-0042





**NOTES:**

1. SHADED AREAS SHOW ADDITIONAL ROW NEEDS.
2. SEE G-DD5 TO G-008 DRAWINGS FOR ADDITIONAL ABBREVIATIONS, SYMBOLS AND LEGENDS.
3. CITY LIMITS IDENTIFIED BY ANNOTATION WHERE CITY LIMITS AND METRO ROW COINCIDE.

**LEGEND:**

	BORED TUNNELING		UTILITY RELOCATION		PARCEL LINE
	CUT AND COVER TUNNEL OR STATION		CONSTRUCTION LAYDOWN AREA		CITY LIMITS (SEE DWG. P-001 NOTE 3)
	STRUCTURE - CUT, FILL, AT GRADE & STATIONS		TUNNEL STAGING		PROPOSED PUBLIC ROW
	STRUCTURE - AERIAL		PROPOSED CURB LINE		EXISTING PUBLIC ROW
	TPSS & SIGNAL HOUSE		METRO ROW		
	TUNNEL VENTILATION				
	PARK & RIDE & STATION FACILITIES				



BASE PROJECT

THE PREPARATION OF THIS DRAWING HAS BEEN FINANCED IN PART THROUGH A GRANT FROM THE U.S. DEPARTMENT OF TRANSPORTATION, FEDERAL TRANSIT ADMINISTRATION (FTA), UNDER THE FEDERAL TRANSIT ACT OF 1984, AS AMENDED, AND IN PART BY THE TAXES OF THE CITIZENS OF LOS ANGELES COUNTY AND OF THE STATE OF CALIFORNIA.

REV	DATE	BY	APP	REQ NO	EXPIRES	SEAL HOLDER	DESCRIPTION

DESIGNED BY  
F. NOURBAKHSH  
DRAWN BY  
A. GIBBONS  
CHECKED BY  
L. ABRAMSON  
IN CHARGE  
G. HEAD  
DATE  
12-10-10

FOR REVIEW ONLY NOT FOR CONSTRUCTION  
LEE W ABRAMSON  
C44285



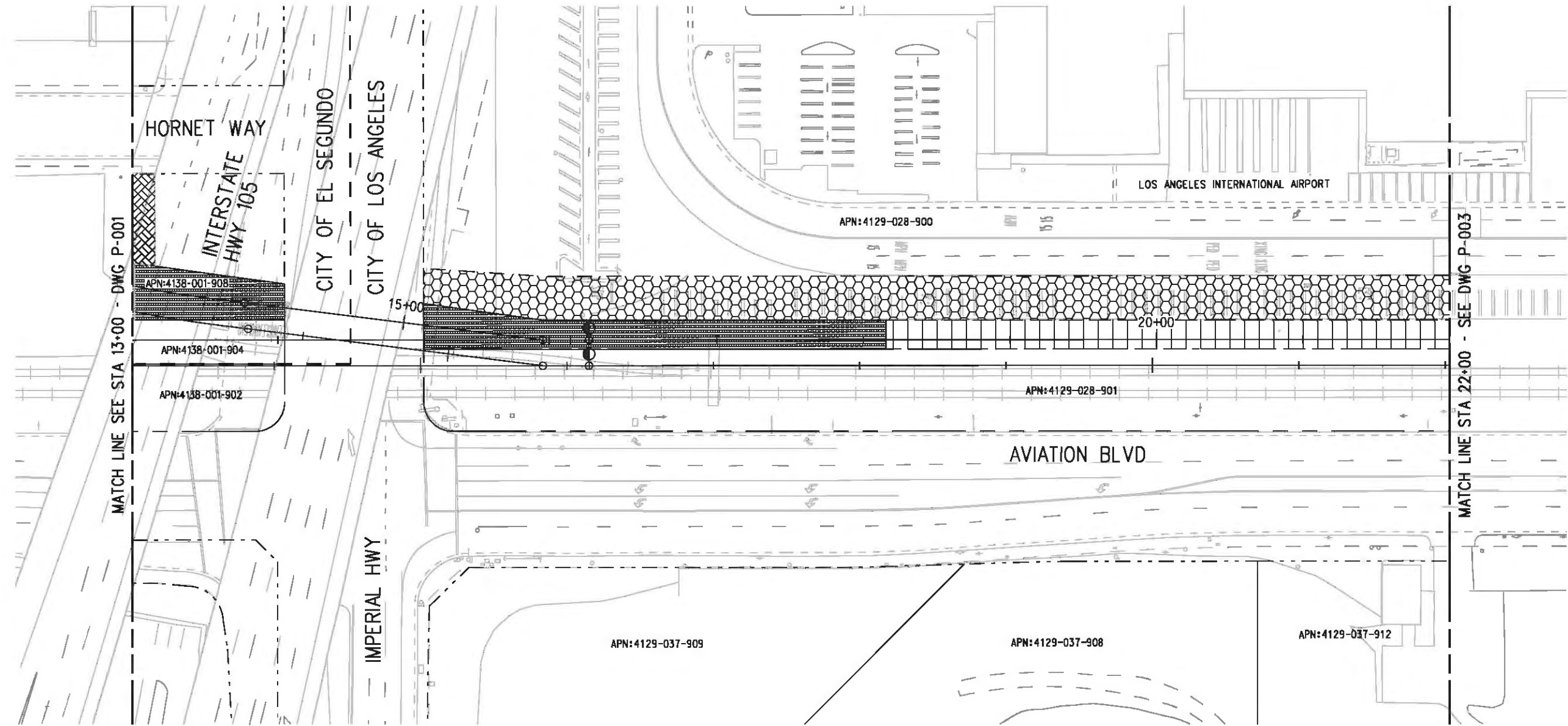

LOS ANGELES COUNTY METROPOLITAN TRANSPORTATION AUTHORITY  
6101 W. Century Blvd.  
Suite 800  
Los Angeles, CA 90045  
Phone: 310-337-0500  
Fax: 310-337-0042

CRENSHAW/LAX TRANSIT CORRIDOR PROJECT  
PROPOSED RIGHT OF WAY PLAN  
STA 7+55 TO STA 13+00

CONTRACT NO	E0117
DRAWING NO	P-001
SCALE	1"=40'
SHEET NO	55

Plot Driver - pdf\_11x17\_rev1.plt USER-VAS55585 3:39:46 PM 12/8/2010 c:\pwworking\hmm\vas55585\dms02848\CLP001.plg





**LEGEND:**

	BORED TUNNELING		UTILITY RELOCATION		PARCEL LINE
	CUT AND COVER TUNNEL OR STATION		CONSTRUCTION LAYDOWN AREA		CITY LIMITS (SEE DWG. P-001 NOTE 3)
	STRUCTURE - CUT, FILL, AT GRADE & STATIONS		TUNNEL STAGING		PROPOSED PUBLIC ROW
	STRUCTURE - AERIAL		PROPOSED CURB LINE		EXISTING PUBLIC ROW
	TPSS & SIGNAL HOUSE		METRO ROW		
	TUNNEL VENTILATION				
	PARK & RIDE & STATION FACILITIES				



BASE PROJECT

Plot Driver - pdf\_11x17\_rev1.plt  
 Pentable-MTA.TBL  
 USER-sto99999 10:04:24 AM 12/9/2010 c:\pwworking\hmm\stog99999\dms02848\CLP002.plg

THE PREPARATION OF THIS DRAWING HAS BEEN FINANCED IN PART THROUGH A GRANT FROM THE U.S. DEPARTMENT OF TRANSPORTATION, FEDERAL TRANSIT ADMINISTRATION (FTA), UNDER THE FEDERAL TRANSIT ACT OF 1984, AS AMENDED, AND IN PART BY THE TAXES OF THE CITIZENS OF LOS ANGELES COUNTY AND OF THE STATE OF CALIFORNIA.							
REV	DATE	BY	APP	REQ NO	EXPIRES	SEAL HOLDER	DESCRIPTION

DESIGNED BY  
 F. NOURBAKHSH  
 DRAWN BY  
 A. GIBBONS  
 CHECKED BY  
 L. ABRAMSON  
 IN CHARGE  
 G. HEAD  
 DATE  
 12-10-10

FOR REVIEW ONLY NOT FOR CONSTRUCTION  
 LEE W ABRAMSON  
 C44285

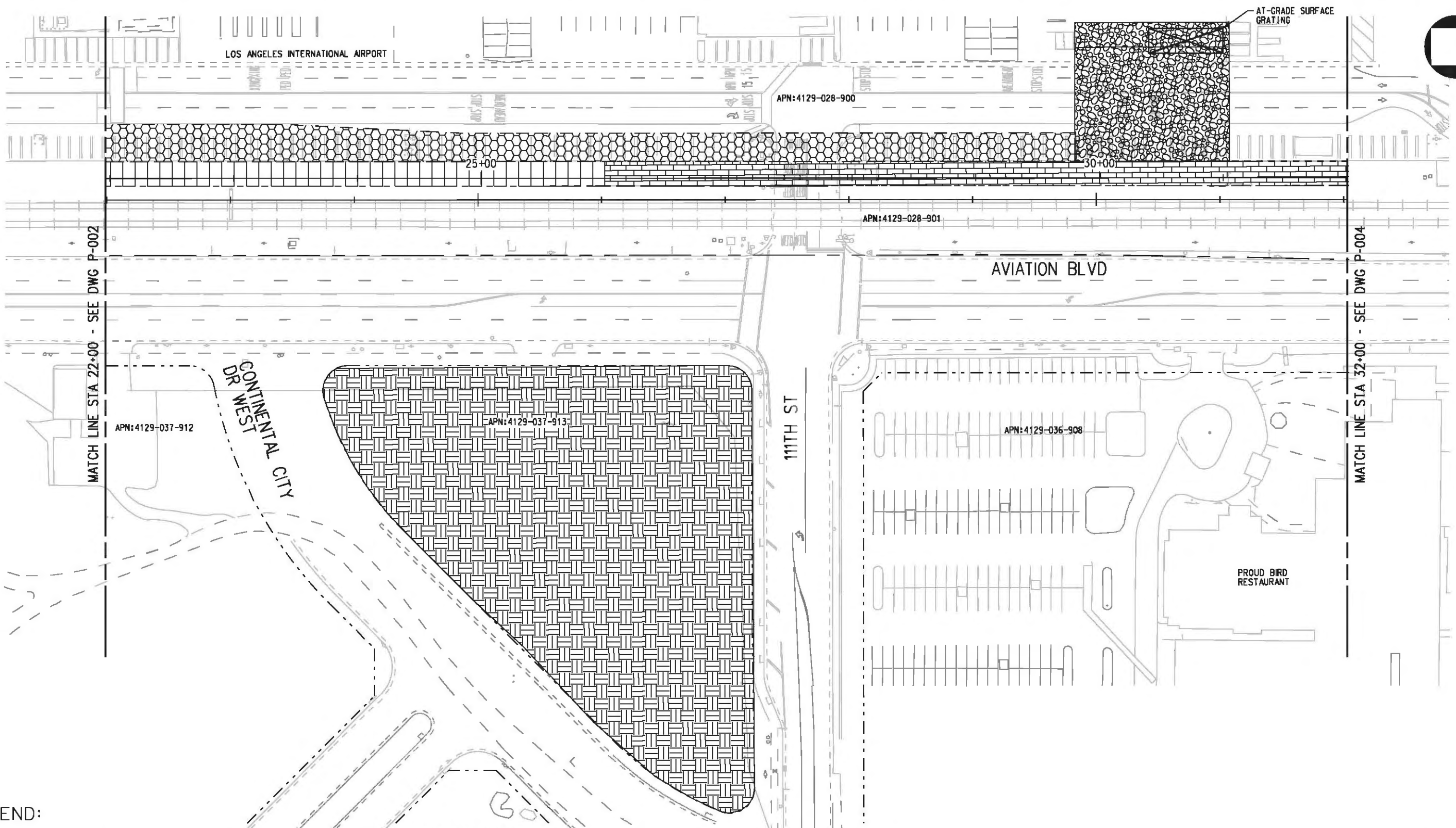
**LOS ANGELES COUNTY METROPOLITAN TRANSPORTATION AUTHORITY**  

 6101 W. Century Blvd.  
 Suite 800  
 Los Angeles, CA 90045  
 Phone: 310-337-0500  
 Fax: 310-337-0042

**CRENSHAW/LAX TRANSIT CORRIDOR PROJECT**  
**PROPOSED RIGHT OF WAY PLAN**  
 STA 13+00 TO STA 22+00

CONTRACT NO	E0117
DRAWING NO	P-002
SCALE	1"=40'
SHEET NO	56

Plot Driver - pdf\_11x17\_rev1.plt  
 USER=sto99999 11:56:17 AM 12/9/2010 c:\pwworking\hmm\st099999\dms02848\CLP003.plg



**LEGEND:**

- |  |  |  |                                  |  |                     |
|--|--|--|----------------------------------|--|---------------------|
|  | BORED - TUNNELING                          |  | TUNNEL VENTILATION               |  | PROPOSED PUBLIC ROW |
|  | CUT AND COVER TUNNEL OR STATION            |  | PARK & RIDE & STATION FACILITIES |  | PROPOSED CURB LINE  |
|  | STRUCTURE - CUT, FILL, AT GRADE & STATIONS |  | UTILITY RELOCATION               |  | EXISTING PUBLIC ROW |
|  | STRUCTURE - AERIAL                         |  | CONSTRUCTION AREA                |  | METRO ROW           |
|  | TPSS & SIGNAL HOUSE                        |  | TUNNEL STAGING                   |  | PARCEL LINE         |
- CITY LIMITS (SEE DWG. P-001 NOTE 3)



BASE PROJECT

THE PREPARATION OF THIS DRAWING HAS BEEN FINANCED IN PART THROUGH A GRANT FROM THE U.S. DEPARTMENT OF TRANSPORTATION, FEDERAL TRANSIT ADMINISTRATION (FTA), UNDER THE FEDERAL TRANSIT ACT OF 1984, AS AMENDED, AND IN PART BY THE TAXES OF THE CITIZENS OF LOS ANGELES COUNTY AND OF THE STATE OF CALIFORNIA.

REV	DATE	BY	APP	REQ NO	EXPIRES	SEAL HOLDER	DESCRIPTION

DESIGNED BY  
 F. NOURBAKHSHI  
 DRAWN BY  
 A. GIBBONS  
 CHECKED BY  
 L. ABRAMSON  
 IN CHARGE  
 G. HEAD  
 DATE  
 12-10-10

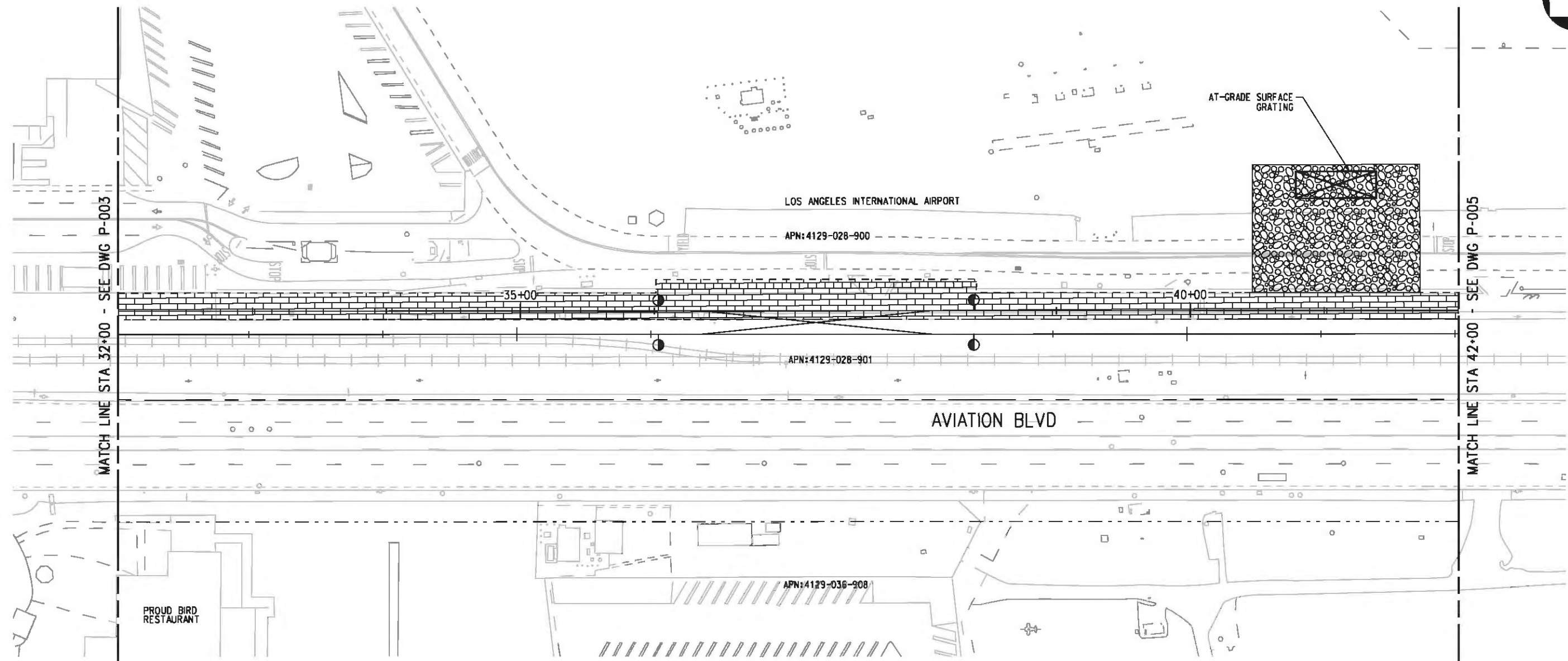
FOR REVIEW ONLY NOT FOR CONSTRUCTION  
 LEE W ABRAMSON  
 C44285



**LOS ANGELES COUNTY METROPOLITAN TRANSPORTATION AUTHORITY**  
 6101 W. Century Blvd.  
 Suite 800  
 Los Angeles, CA 90045  
 Phone: 310-337-0500  
 Fax: 310-337-0042

**CRENSHAW/LAX TRANSIT CORRIDOR PROJECT**  
 PROPOSED RIGHT OF WAY PLAN  
 STA 22+00 TO STA 32+00

CONTRACT NO	E0117
DRAWING NO	P-003
SCALE	1"=40'
SHEET NO	57



	BORED TUNNELING		UTILITY RELOCATION		PARCEL LINE
	CUT AND COVER TUNNEL OR STATION		CONSTRUCTION LAYDOWN AREA		CITY LIMITS (SEE DWG. P-001 NOTE 3)
	STRUCTURE - CUT, FILL, AT GRADE & STATIONS		TUNNEL STAGING		PROPOSED PUBLIC ROW
	STRUCTURE - AERIAL		PROPOSED CURB LINE		EXISTING PUBLIC ROW
	TPSS & SIGNAL HOUSE		METRO ROW		
	TUNNEL VENTILATION				
	PARK & RIDE & STATION FACILITIES				



BASE PROJECT

Plot Driver - pdf\_11x17\_rev1.plt  
 Pentable-MTA.TBL  
 USER-VAS55585 3:58:44 PM 12/8/2010 c:\pwworking\hmm\vas55585\dms02848\CLP004.plg

THE PREPARATION OF THIS DRAWING HAS BEEN FINANCED IN PART THROUGH A GRANT FROM THE U.S. DEPARTMENT OF TRANSPORTATION, FEDERAL TRANSIT ADMINISTRATION (FTA), UNDER THE FEDERAL TRANSIT ACT OF 1984, AS AMENDED, AND IN PART BY THE TAXES OF THE CITIZENS OF LOS ANGELES COUNTY AND OF THE STATE OF CALIFORNIA.

REV	DATE	BY	APP	REQ NO	EXPIRES	SEAL HOLDER	DESCRIPTION

DESIGNED BY  
 F. NOURBAKHSH  
 DRAWN BY  
 A. GIBBONS  
 CHECKED BY  
 L. ABRAMSON  
 IN CHARGE  
 G. HEAD  
 DATE  
 12-10-10

FOR REVIEW  
 ONLY NOT FOR  
 CONSTRUCTION  
 LEE W ABRAMSON  
 C44285

**LOS ANGELES COUNTY METROPOLITAN TRANSPORTATION AUTHORITY**  

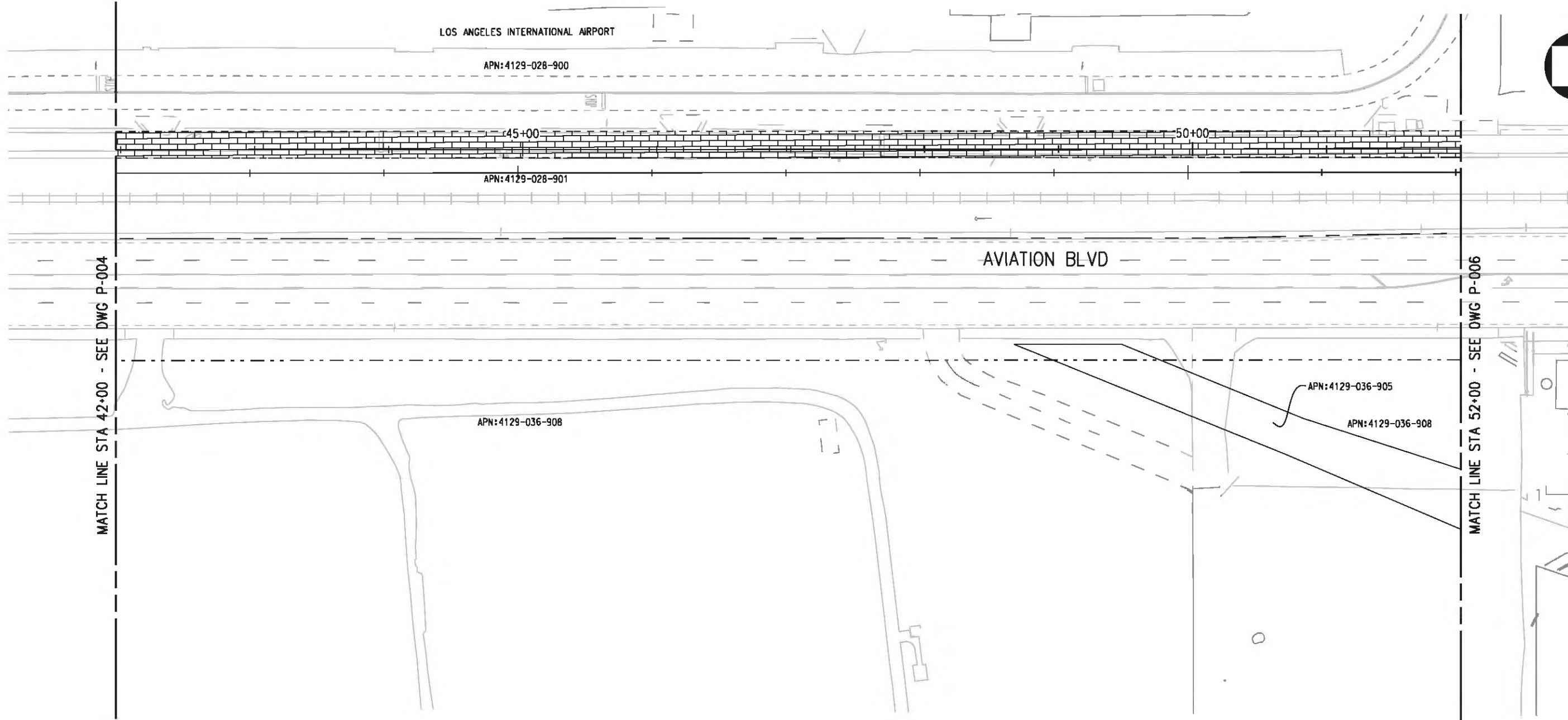
 6121 W. Century Blvd.  
 Suite 800  
 Los Angeles, CA 90045  
 Phone: 310-337-0500  
 Fax: 310-337-0042

**CRENSHAW/LAX  
 TRANSIT CORRIDOR PROJECT  
 PROPOSED RIGHT OF WAY PLAN  
 STA 32+00 TO STA 42+00**

CONTRACT NO	E0117
DRAWING NO	P-004
SCALE	1"=40'
SHEET NO	58



USER=sto99999 10:55:18 AM 11/30/2010 c:\pwworking\hmm\st099999\dms02848\CLP005.plg  
 Pentable-MTA.TBL  
 Plot Driver - pdf\_11x17\_rev1.plt



**LEGEND:**

- |  |  |  |                           |  |  |
|--|--|--|---------------------------|--|--|
|  | BORED TUNNELING                            |  | UTILITY RELOCATION        |  | PARCEL LINE                            |
|  | CUT AND COVER TUNNEL                       |  | CONSTRUCTION LAYDOWN AREA |  | CITY LIMITS<br>(SEE DWG. P-001 NOTE 3) |
|  | STRUCTURE - CUT, FILL, AT GRADE & STATIONS |  | TUNNEL STAGING            |  | PROPOSED PUBLIC ROW                    |
|  | STRUCTURE - AERIAL                         |  | PROPOSED CURB LINE        |  | EXISTING PUBLIC ROW                    |
|  | TPSS & SIGNAL HOUSE                        |  | METRO ROW                 |  |  |
|  | TUNNEL VENTILATION                         |  |                           |  |  |
|  | PARK & RIDE & STATION FACILITIES           |  |                           |  |  |



BASE PROJECT

THE PREPARATION OF THIS DRAWING HAS BEEN FINANCED IN PART THROUGH A GRANT FROM THE U.S. DEPARTMENT OF TRANSPORTATION (FTA), UNDER THE FEDERAL TRANSIT ACT OF 1984, AS AMENDED, AND IN PART BY THE TAXES OF THE CITIZENS OF LOS ANGELES COUNTY AND OF THE STATE OF CALIFORNIA.

REV	DATE	BY	APP	REQ NO	EXPIRES	SEAL HOLDER	DESCRIPTION

DESIGNED BY  
 F. NOURBAKHSH  
 DRAWN BY  
 A. GIBBONS  
 CHECKED BY  
 L. ABRAMSON  
 IN CHARGE  
 G. HEAD  
 DATE  
 12-10-10

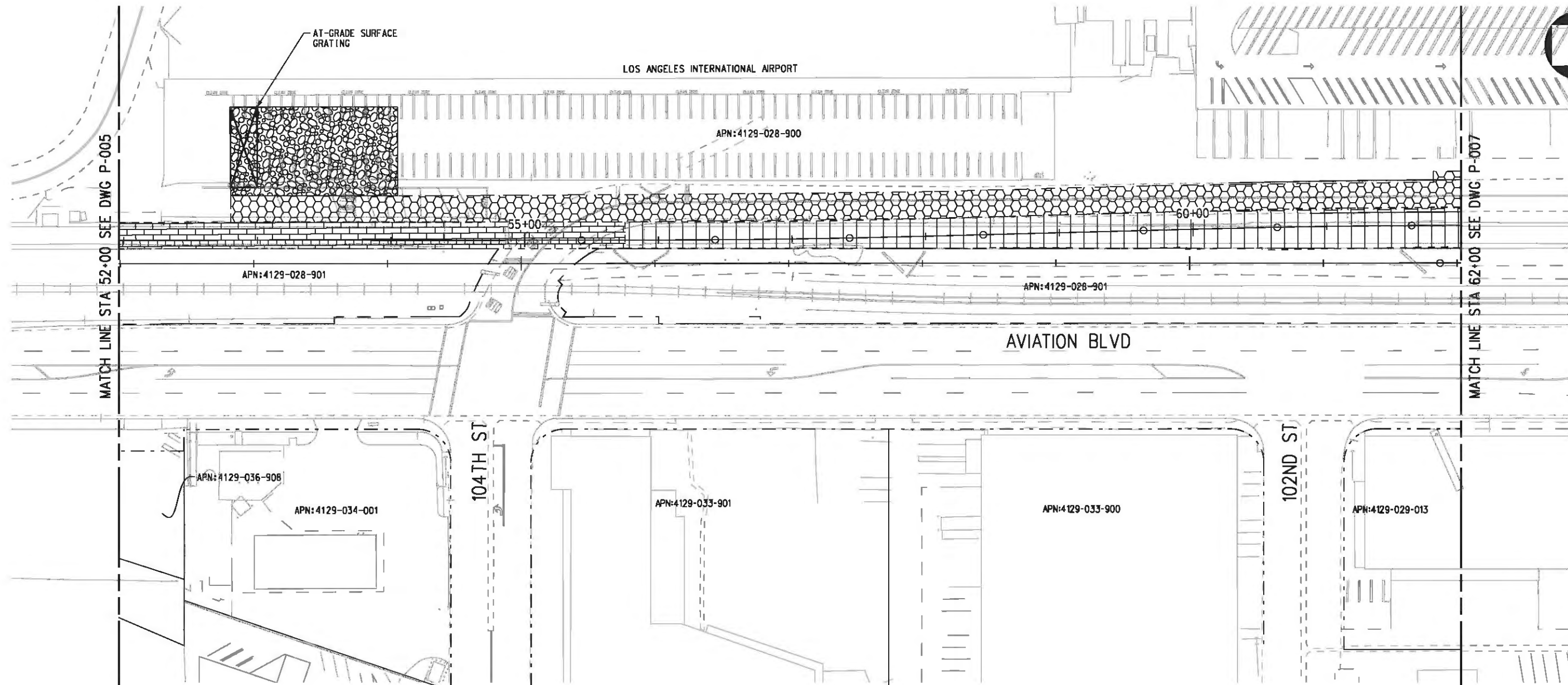
FOR REVIEW  
 ONLY NOT FOR  
 CONSTRUCTION  
 LEE W ABRAMSON  
 C44285

**LOS ANGELES COUNTY METROPOLITAN  
 TRANSPORTATION AUTHORITY**  
 6101 W. Century Blvd.  
 Suite 800  
 Los Angeles, CA 90045  
 Phone: 310-337-0500  
 Fax: 310-337-0042

**CRENSHAW/LAX  
 TRANSIT CORRIDOR PROJECT  
 PROPOSED RIGHT OF WAY PLAN  
 STA 42+00 TO STA 52+00**

CONTRACT NO	E0117
DRAWING NO	P-005
SCALE	1"=40'
SHEET NO	59

Plot Driver - pdf\_11x17\_rev1.plt  
 Pentable-MTA.TBL  
 USER-VAS55585 4:23:02 PM 12/8/2010 c:\pwworking\hmm\vas55585\dms02848\CLP006.plg



LEGEND:

	BORED TUNNELING		UTILITY RELOCATION		PARCEL LINE
	CUT AND COVER TUNNEL OR STATION		CONSTRUCTION LAYDOWN AREA		CITY LIMITS (SEE DWG. P-001 NOTE 3)
	STRUCTURE - CUT, FILL, AT GRADE & STATIONS		TUNNEL STAGING		PROPOSED PUBLIC ROW
	STRUCTURE - AERIAL		PROPOSED CURB LINE		EXISTING PUBLIC ROW
	TPSS & SIGNAL HOUSE		METRO ROW		
	TUNNEL VENTILATION				
	PARK & RIDE & STATION FACILITIES				



BASE PROJECT

THE PREPARATION OF THIS DRAWING HAS BEEN FINANCED IN PART THROUGH A GRANT FROM THE U.S. DEPARTMENT OF TRANSPORTATION, FEDERAL TRANSIT ADMINISTRATION (FTA), UNDER THE FEDERAL TRANSIT ACT OF 1984, AS AMENDED, AND IN PART BY THE TAXES OF THE CITIZENS OF LOS ANGELES COUNTY AND OF THE STATE OF CALIFORNIA.

REV	DATE	BY	APP	REQ NO	EXPIRES	SEAL HOLDER	DESCRIPTION

DESIGNED BY  
F. NOURBAKHSH  
 DRAWN BY  
A. GIBBONS  
 CHECKED BY  
L. ABRAMSON  
 IN CHARGE  
G. HEAD  
 DATE  
12-10-10

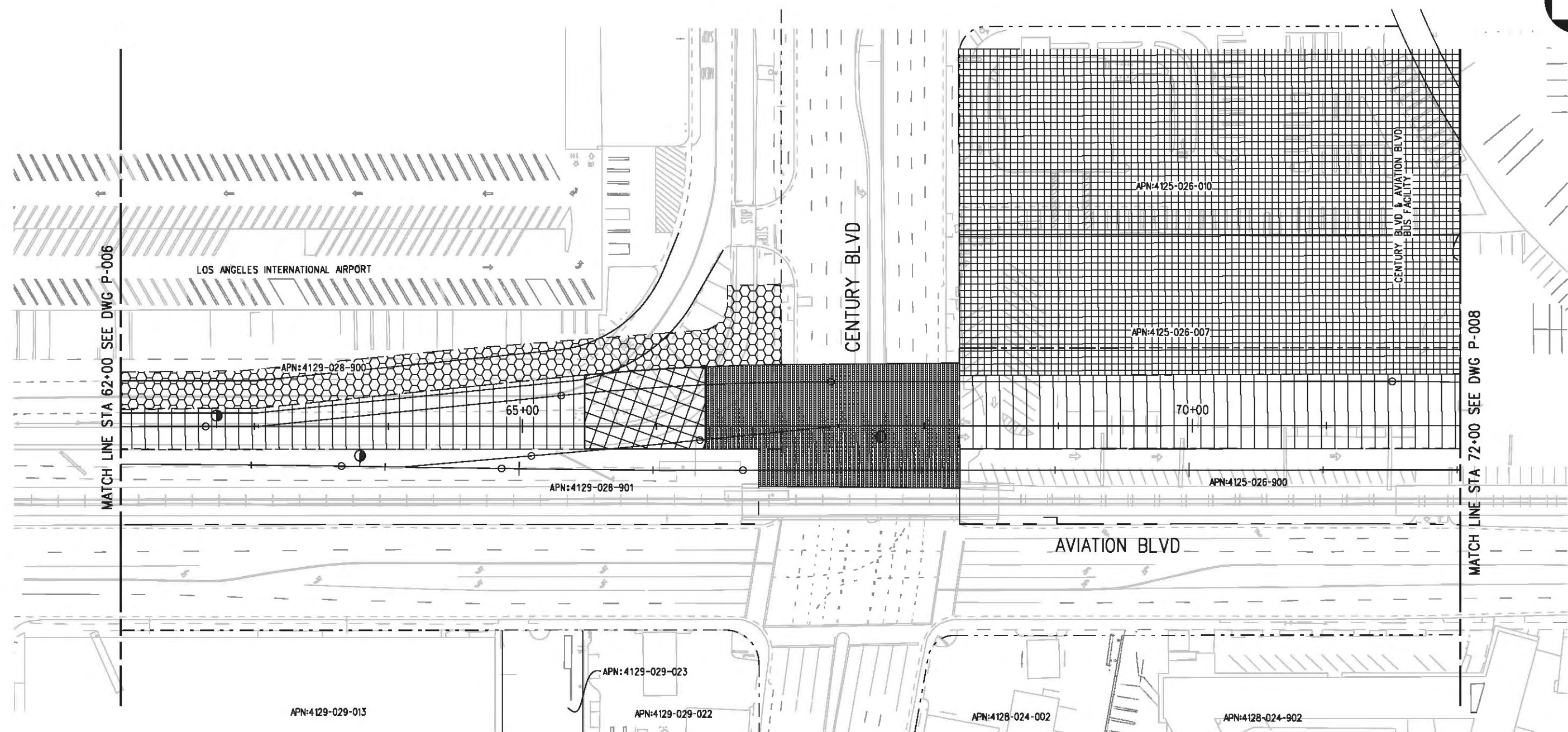
FOR REVIEW ONLY NOT FOR CONSTRUCTION  
 LEE W ABRAMSON  
 C44285

**M** Metro  
 LOS ANGELES COUNTY METROPOLITAN TRANSPORTATION AUTHORITY

**Hatch Mott MacDonald**  
 6101 W. Century Blvd.  
 Suite 800  
 Los Angeles, CA 90045  
 Phone: 310-337-0500  
 Fax: 310-337-0042

CRENSHAW/LAX  
 TRANSIT CORRIDOR PROJECT  
 PROPOSED RIGHT OF WAY PLAN  
 STA 52+00 TO STA 62+00

CONTRACT NO	E0117
DRAWING NO	P-006
SCALE	1"=40'
SHEET NO	60
REV	0



**LEGEND:**

	BORED TUNNELING		UTILITY RELOCATION		PARCEL LINE
	CUT AND COVER TUNNEL OR STATION		CONSTRUCTION LAYDOWN AREA		CITY LIMITS (SEE DWG. P-001 NOTE 3)
	STRUCTURE - CUT, FILL, AT GRADE & STATIONS		TUNNEL STAGING		PROPOSED PUBLIC ROW
	STRUCTURE - AERIAL		PROPOSED CURB LINE		EXISTING PUBLIC ROW
	TPSS & SIGNAL HOUSE		METRO ROW		
	TUNNEL VENTILATION				
	PARK & RIDE & STATION FACILITIES				



BASE PROJECT

THE PREPARATION OF THIS DRAWING HAS BEEN FINANCED IN PART THROUGH A GRANT FROM THE U.S. DEPARTMENT OF TRANSPORTATION, FEDERAL TRANSIT ADMINISTRATION (FTA), UNDER THE FEDERAL TRANSIT ACT OF 1984, AS AMENDED, AND IN PART BY THE TAXES OF THE CITIZENS OF LOS ANGELES COUNTY AND OF THE STATE OF CALIFORNIA.

REV	DATE	BY	APP	REQ NO	EXPIRES	SEAL HOLDER	DESCRIPTION

DESIGNED BY  
F. NOURBAKHSH  
DRAWN BY  
A. GIBBONS  
CHECKED BY  
L. ABRAMSON  
IN CHARGE  
G. HEAD  
DATE  
12-10-10

FOR REVIEW ONLY NOT FOR CONSTRUCTION  
LEE W ABRAMSON  
C44285



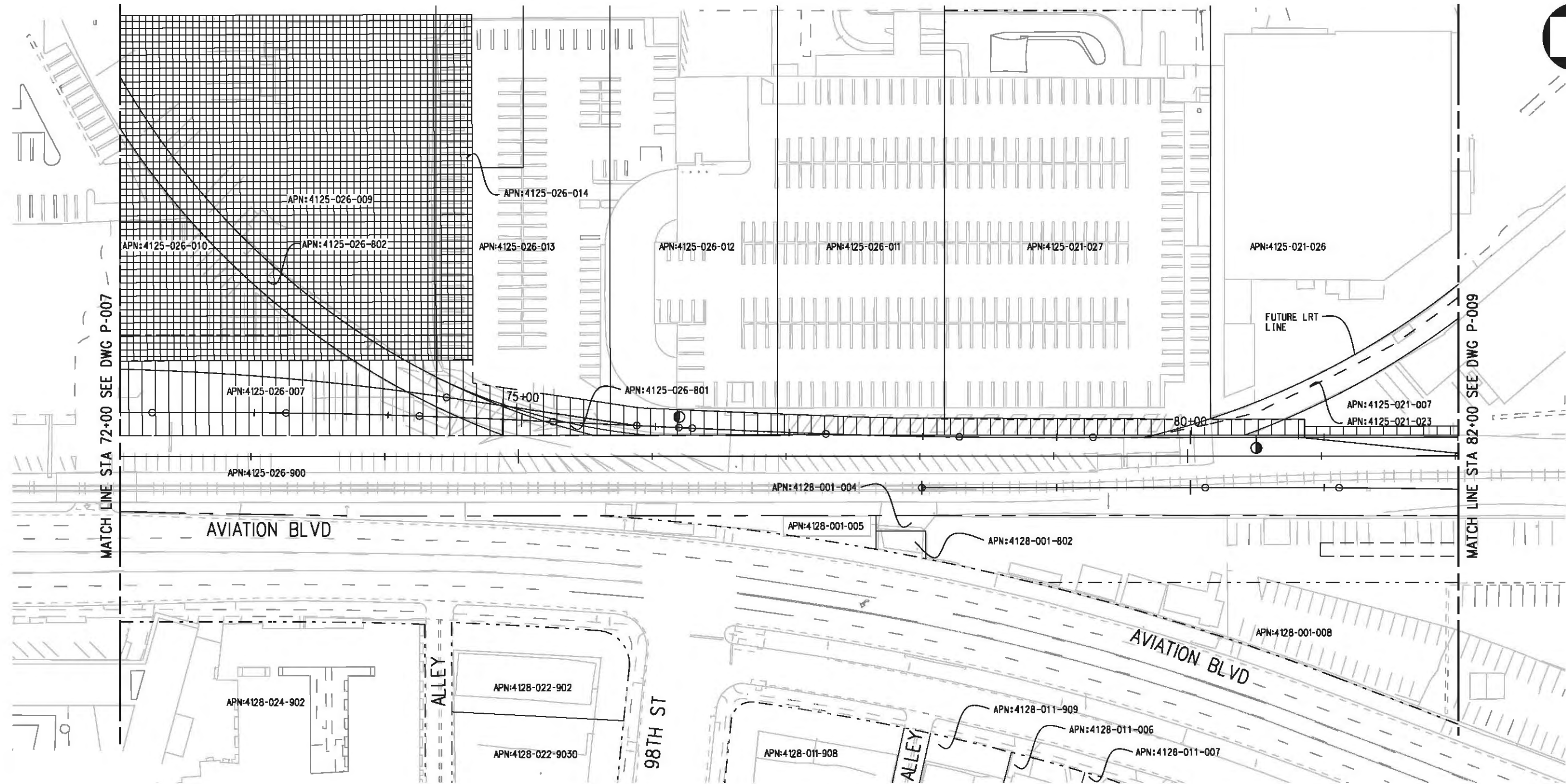
LOS ANGELES COUNTY METROPOLITAN TRANSPORTATION AUTHORITY  
6101 W. Century Blvd.  
Suite 800  
Los Angeles, CA 90045  
Phone: 310-337-0500  
Fax: 310-337-0042

CRENSHAW/LAX TRANSIT CORRIDOR PROJECT  
PROPOSED RIGHT OF WAY PLAN  
STA 62+00 TO STA 72+00

CONTRACT NO	E0117
DRAWING NO	P-007
SCALE	1"=40'
SHEET NO	61



Plot Driver - pdf\_11x17\_rev1.plt Pentable-MTA.TBL USER-VAS55585 6:08:27 PM 12/8/2010 c:\pwworking\hmm\vas55585\dms02848\CLP008.plg



**LEGEND:**

- |  |  |  |                           |  |  |
|--|--|--|---------------------------|--|--|
|  | BORED TUNNELING                            |  | UTILITY RELOCATION        |  | PARCEL LINE                            |
|  | CUT AND COVER TUNNEL OR STATION            |  | CONSTRUCTION LAYDOWN AREA |  | CITY LIMITS<br>(SEE DWG. P-001 NOTE 3) |
|  | STRUCTURE - CUT, FILL, AT GRADE & STATIONS |  | TUNNEL STAGING            |  | PROPOSED PUBLIC ROW                    |
|  | STRUCTURE - AERIAL                         |  | PROPOSED CURB LINE        |  | EXISTING PUBLIC ROW                    |
|  | TPSS & SIGNAL HOUSE                        |  | METRO ROW                 |  |  |
|  | TUNNEL VENTILATION                         |  |                           |  |  |
|  | PARK & RIDE & STATION FACILITIES           |  |                           |  |  |



BASE PROJECT

THE PREPARATION OF THIS DRAWING HAS BEEN FINANCED IN PART THROUGH A GRANT FROM THE U.S. DEPARTMENT OF TRANSPORTATION, FEDERAL TRANSIT ADMINISTRATION (FTA), UNDER THE FEDERAL TRANSIT ACT OF 1984, AS AMENDED, AND IN PART BY THE TAXES OF THE CITIZENS OF LOS ANGELES COUNTY AND OF THE STATE OF CALIFORNIA.

REV	DATE	BY	APP	REQ NO	EXPIRES	SEAL HOLDER	DESCRIPTION

DESIGNED BY  
F. NOURBAKHSH  
DRAWN BY  
A. GIBBONS  
CHECKED BY  
L. ABRAMSON  
IN CHARGE  
G. HEAD  
DATE  
12-10-10

FOR REVIEW ONLY NOT FOR CONSTRUCTION  
LEE W ABRAMSON  
C44285

LOS ANGELES COUNTY METROPOLITAN TRANSPORTATION AUTHORITY

6101 W. Century Blvd.  
Suite 800  
Los Angeles, CA 90045  
Phone: 310-337-0500  
Fax: 310-337-0042

CONTRACT NO  
**E0117**

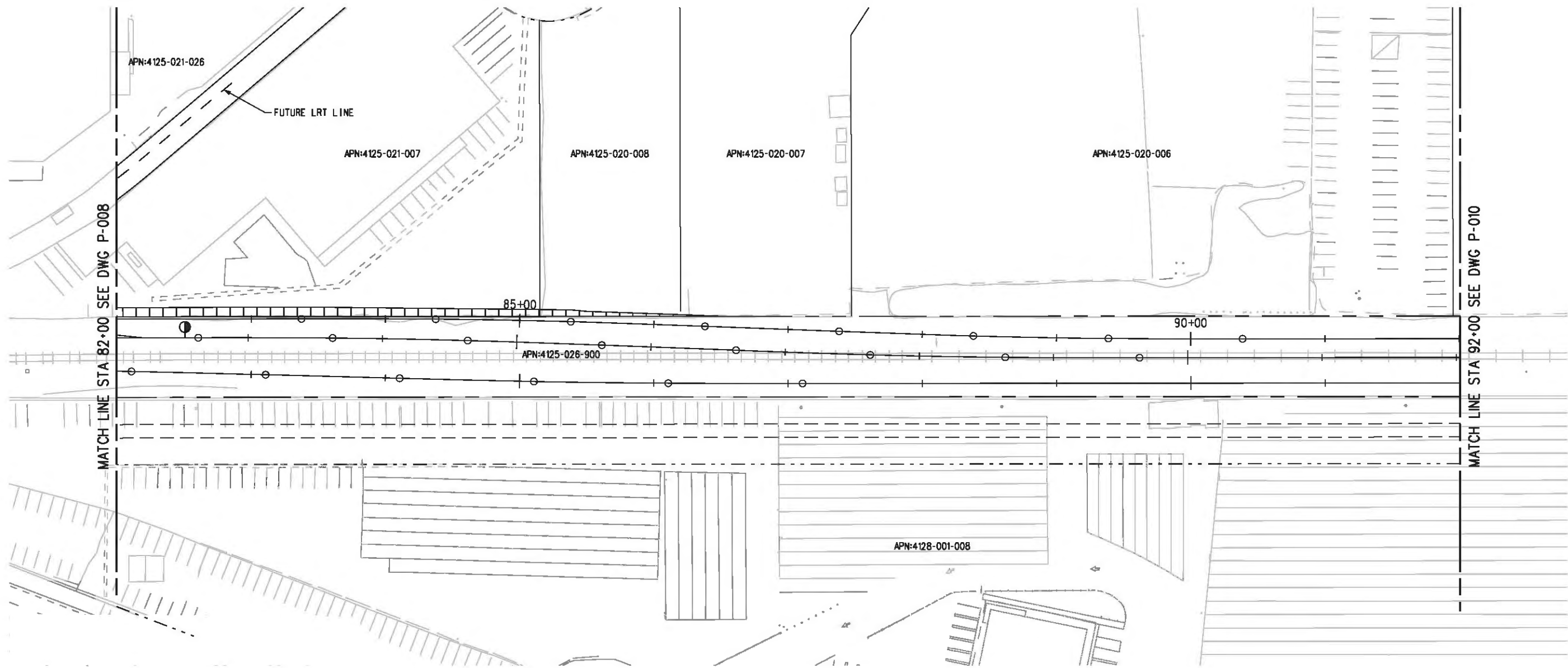
DRAWING NO  
**P-008**

SCALE  
**1"=40'**

SHEET NO  
**62**

CRENSHAW/LAX  
TRANSIT CORRIDOR PROJECT  
PROPOSED RIGHT OF WAY PLAN  
STA 72+00 TO STA 82+00

CONTRACT NO	E0117
DRAWING NO	P-008
SCALE	1"=40'
SHEET NO	62



**LEGEND:**

	BORED TUNNELING		UTILITY RELOCATION		PARCEL LINE
	CUT AND COVER TUNNEL OR STATION		CONSTRUCTION LAYDOWN AREA		CITY LIMITS (SEE DWG. P-001 NOTE 3)
	STRUCTURE - CUT, FILL, AT GRADE & STATIONS		TUNNEL STAGING		PROPOSED PUBLIC ROW
	STRUCTURE - AERIAL		PROPOSED CURB LINE		EXISTING PUBLIC ROW
	TPSS & SIGNAL HOUSE		METRO ROW		
	TUNNEL VENTILATION				
	PARK & RIDE & STATION FACILITIES				



BASE PROJECT

Plot Driver - pdf\_11x17\_rev1.plt  
 Pentable-MTA.TBL  
 USER-VAS55585 6:16:41 PM 12/8/2010 c:\pwworking\hmm\vas55585\dms02848\CLP009.plg

THE PREPARATION OF THIS DRAWING HAS BEEN FINANCED IN PART THROUGH A GRANT FROM THE U.S. DEPARTMENT OF TRANSPORTATION, FEDERAL TRANSIT ADMINISTRATION (FTA), UNDER THE FEDERAL TRANSIT ACT OF 1984, AS AMENDED, AND IN PART BY THE TAXES OF THE CITIZENS OF LOS ANGELES COUNTY AND OF THE STATE OF CALIFORNIA.

REV	DATE	BY	APP	REQ NO	EXPIRES	SEAL HOLDER	DESCRIPTION

DESIGNED BY  
 F. NOURBAKHSH  
 DRAWN BY  
 A. GIBBONS  
 CHECKED BY  
 L. ABRAMSON  
 IN CHARGE  
 G. HEAD  
 DATE  
 12-10-10

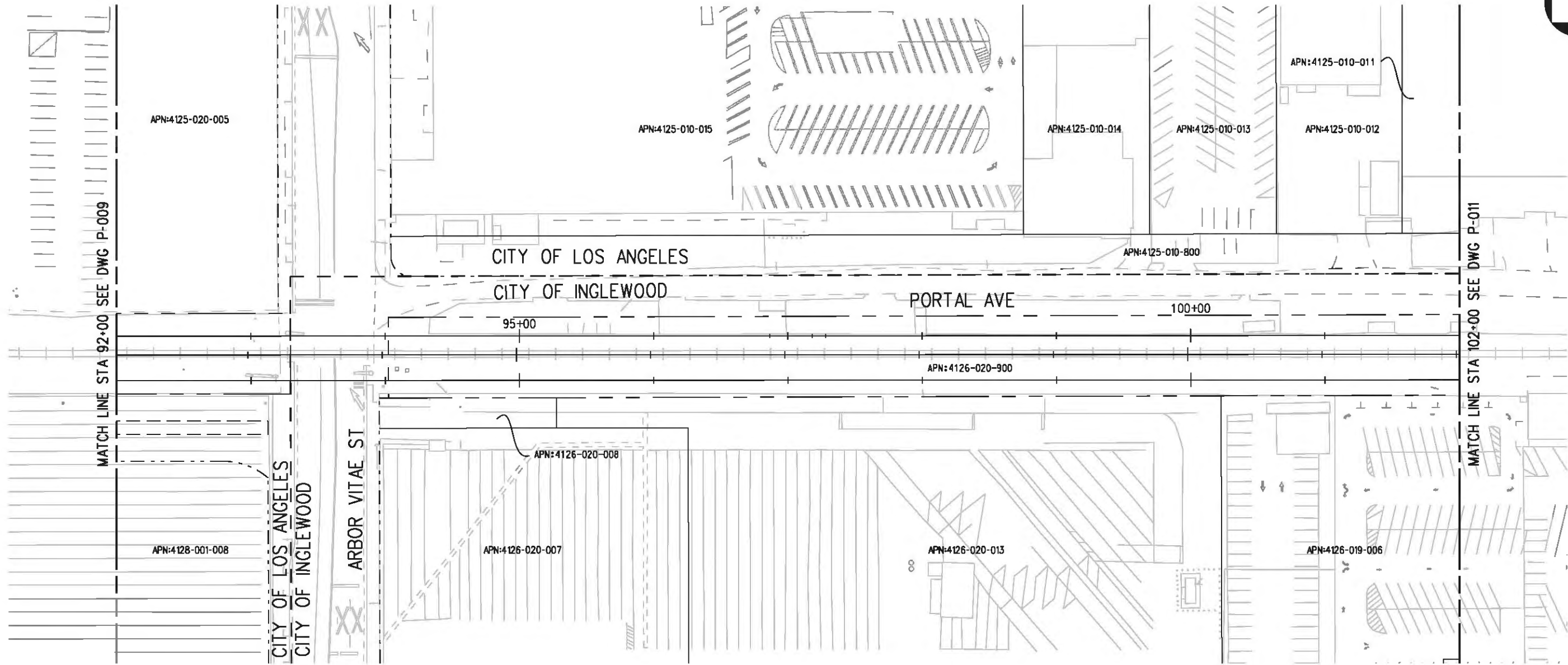
FOR REVIEW  
 ONLY NOT FOR  
 CONSTRUCTION  
 LEE W ABRAMSON  
 C44285

**LOS ANGELES COUNTY METROPOLITAN TRANSPORTATION AUTHORITY**  

 6101 W. Century Blvd.  
 Suite 800  
 Los Angeles, CA 90045  
 Phone: 310-337-0500  
 Fax: 310-337-0042

**CRENSHAW/LAX  
 TRANSIT CORRIDOR PROJECT  
 PROPOSED RIGHT OF WAY PLAN  
 STA 82+00 TO STA 92+00**

CONTRACT NO	E0117
DRAWING NO	P-009
SCALE	1"=40'
SHEET NO	63



MATCH LINE STA 92+00 SEE DWG P-009

MATCH LINE STA 102+00 SEE DWG P-011

**LEGEND:**

	BORED TUNNELING		UTILITY RELOCATION		PARCEL LINE
	CUT AND COVER TUNNEL OR STATION		CONSTRUCTION LAYDOWN AREA		CITY LIMITS (SEE DWG. P-001 NOTE 3)
	STRUCTURE - CUT, FILL, AT GRADE & STATIONS		TUNNEL STAGING		PROPOSED PUBLIC ROW
	STRUCTURE - AERIAL		PROPOSED CURB LINE		EXISTING PUBLIC ROW
	TPSS & SIGNAL HOUSE		METRO ROW		
	TUNNEL VENTILATION				
	PARK & RIDE & STATION FACILITIES				



BASE PROJECT

Plot Driver - pdf\_11x17\_rev1.plt Pentable-MTA.TBL USER-VAS55585 6:43:04 PM 12/8/2010 c:\pwworking\hmm\vas55585\dms02848\CLP010.plg

THE PREPARATION OF THIS DRAWING HAS BEEN FINANCED IN PART THROUGH A GRANT FROM THE U.S. DEPARTMENT OF TRANSPORTATION, FEDERAL TRANSIT ADMINISTRATION (FTA), UNDER THE FEDERAL TRANSIT ACT OF 1984, AS AMENDED, AND IN PART BY THE TAXES OF THE CITIZENS OF LOS ANGELES COUNTY AND OF THE STATE OF CALIFORNIA.

REV	DATE	BY	APP	REQ NO	EXPIRES	SEAL HOLDER	DESCRIPTION

DESIGNED BY  
F. NOURBAKHSH  
DRAWN BY  
A. GIBBONS  
CHECKED BY  
L. ABRAMSON  
IN CHARGE  
G. HEAD  
DATE  
12-10-10

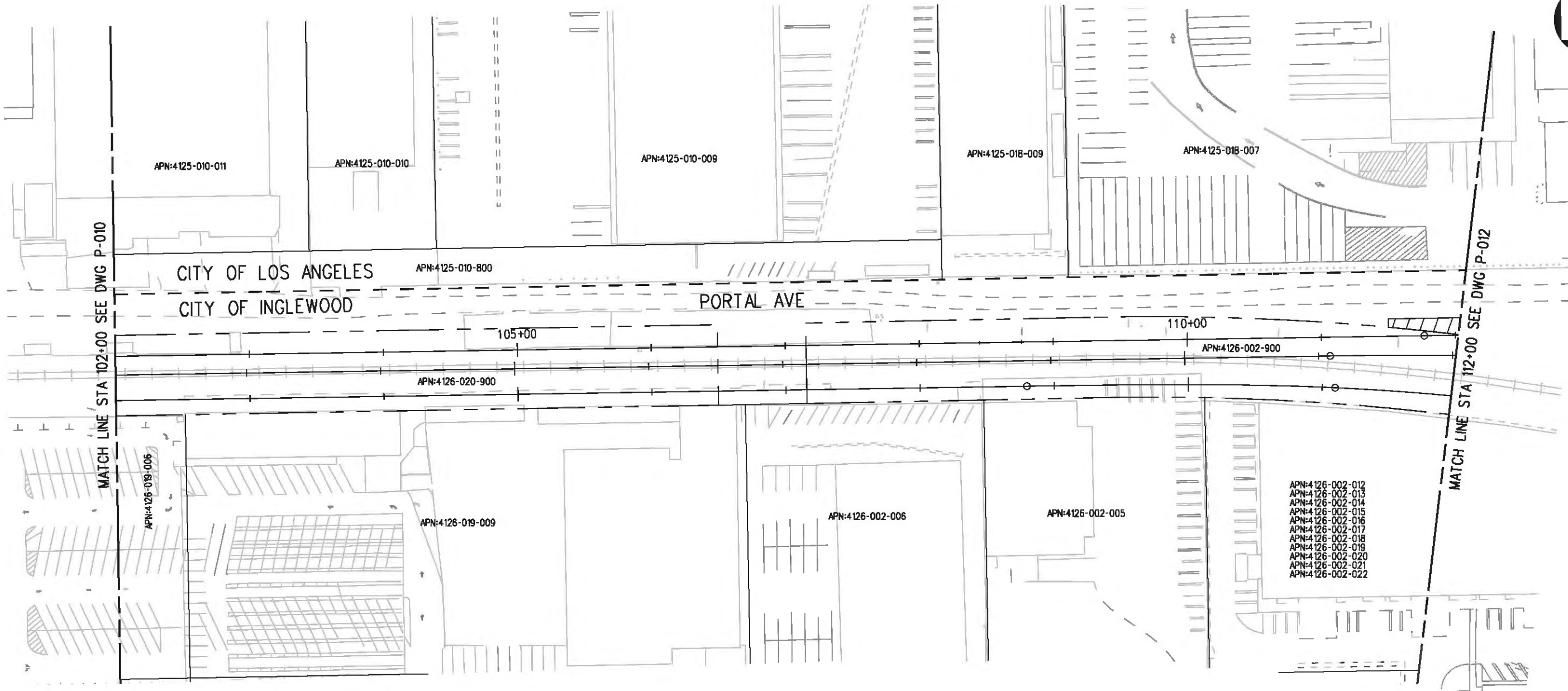
FOR REVIEW ONLY NOT FOR CONSTRUCTION  
LEE W ABRAMSON  
C44285

**Metro** LOS ANGELES COUNTY METROPOLITAN TRANSPORTATION AUTHORITY

**Hatch Mott MacDonald**  
6101 W. Century Blvd.  
Suite 800  
Los Angeles, CA 90045  
Phone: 310-337-0500  
Fax: 310-337-0042

CRENSHAW/LAX  
TRANSIT CORRIDOR PROJECT  
PROPOSED RIGHT OF WAY PLAN  
STA 92+00 TO STA 102+00

CONTRACT NO	E0117
DRAWING NO	P-010
SCALE	1"=40'
SHEET NO	64



MATCH LINE STA 102+00 SEE DWG P-010

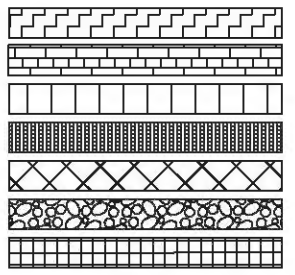
MATCH LINE STA 112+00 SEE DWG P-012

CITY OF LOS ANGELES  
CITY OF INGLEWOOD


PORTAL AVE

APN:4126-002-012  
APN:4126-002-013  
APN:4126-002-014  
APN:4126-002-015  
APN:4126-002-016  
APN:4126-002-017  
APN:4126-002-018  
APN:4126-002-019  
APN:4126-002-020  
APN:4126-002-021  
APN:4126-002-022

**LEGEND:**



BORED TUNNELING  
CUT AND COVER TUNNEL OR STATION  
STRUCTURE - CUT, FILL, AT GRADE & STATIONS  
STRUCTURE - AERIAL  
TPSS & SIGNAL HOUSE  
TUNNEL VENTILATION  
PARK & RIDE & STATION FACILITIES



UTILITY RELOCATION  
CONSTRUCTION LAYDOWN AREA  
TUNNEL STAGING  
PROPOSED PUBLIC ROW  
PROPOSED CURB LINE  
EXISTING PUBLIC ROW  
METRO ROW

PARCEL LINE  
CITY LIMITS  
(SEE DWG. P-001 NOTE 3)



BASE PROJECT

Plot Driver - pdf\_11x17\_rev1.plt

REV	DATE	BY	APP	REQ NO	EXPIRES	SEAL HOLDER	DESCRIPTION

DESIGNED BY  
F. NOURBAKHSH  
DRAWN BY  
A. GIBBONS  
CHECKED BY  
L. ABRAMSON  
IN CHARGE  
G. HEAD  
DATE  
12-10-10

FOR REVIEW  
ONLY NOT FOR  
CONSTRUCTION  
LEE W ABRAMSON  
C44285



LOS ANGELES COUNTY METROPOLITAN  
TRANSPORTATION AUTHORITY  
6101 W. Century Blvd.  
Suite 800  
Los Angeles, CA 90045  
Phone: 310-337-0500  
Fax: 310-337-0042

CRENSHAW/LAX  
TRANSIT CORRIDOR PROJECT  
PROPOSED RIGHT OF WAY PLAN  
STA 102+00 TO STA 112+00

CONTRACT NO	E0117
DRAWING NO	P-011
REV	0
SCALE	1"=40'
SHEET NO	65

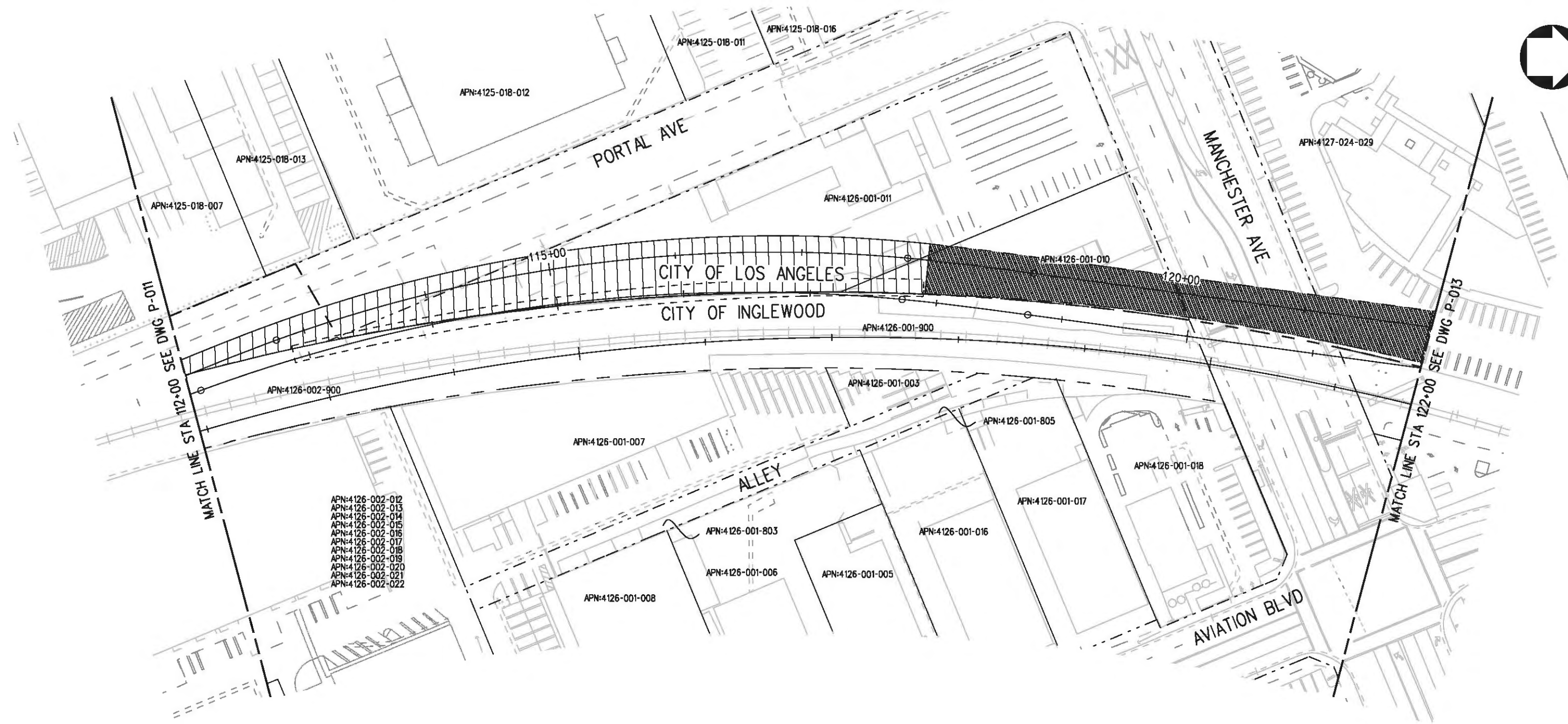
c:\pwworking\hmm\vas55585\dms02848\CLP011.plt

USER-VAS55585 7:50:43 PM 12/8/2010

Pentable-MTA.TBL



Plot Driver - pdf\_11x17\_rev1.plt USER-sto99999 11/30/2010 11:25:50 AM c:\pwworking\hmm\st099999\dms02848\CLP012.plg



**LEGEND:**

- |  |  |  |                           |  |  |
|--|--|--|---------------------------|--|--|
|  | BORED TUNNELING                            |  | UTILITY RELOCATION        |  | PARCEL LINE                            |
|  | CUT AND COVER TUNNEL                       |  | CONSTRUCTION LAYDOWN AREA |  | CITY LIMITS<br>(SEE DWG. P-001 NOTE 3) |
|  | STRUCTURE - CUT, FILL, AT GRADE & STATIONS |  | TUNNEL STAGING            |  | PROPOSED PUBLIC ROW                    |
|  | STRUCTURE - AERIAL                         |  | PROPOSED CURB LINE        |  | EXISTING PUBLIC ROW                    |
|  | TPSS & SIGNAL HOUSE                        |  | METRO ROW                 |  |  |
|  | TUNNEL VENTILATION                         |  |                           |  |  |
|  | PARK & RIDE & STATION FACILITIES           |  |                           |  |  |



BASE PROJECT

THE PREPARATION OF THIS DRAWING HAS BEEN FINANCED IN PART THROUGH A GRANT FROM THE U.S. DEPARTMENT OF TRANSPORTATION (FTA), UNDER THE FEDERAL TRANSIT ACT OF 1984, AS AMENDED, AND IN PART BY THE TAXES OF THE CITIZENS OF LOS ANGELES COUNTY AND OF THE STATE OF CALIFORNIA.							
REV	DATE	BY	APP	REQ NO	EXPIRES	SEAL HOLDER	DESCRIPTION

DESIGNED BY  
F. NOURBAKHSH  
DRAWN BY  
A. GIBBONS  
CHECKED BY  
L. ABRAMSON  
IN CHARGE  
G. HEAD  
DATE  
12-10-10

FOR REVIEW ONLY NOT FOR CONSTRUCTION  
LEE W ABRAMSON  
C44285

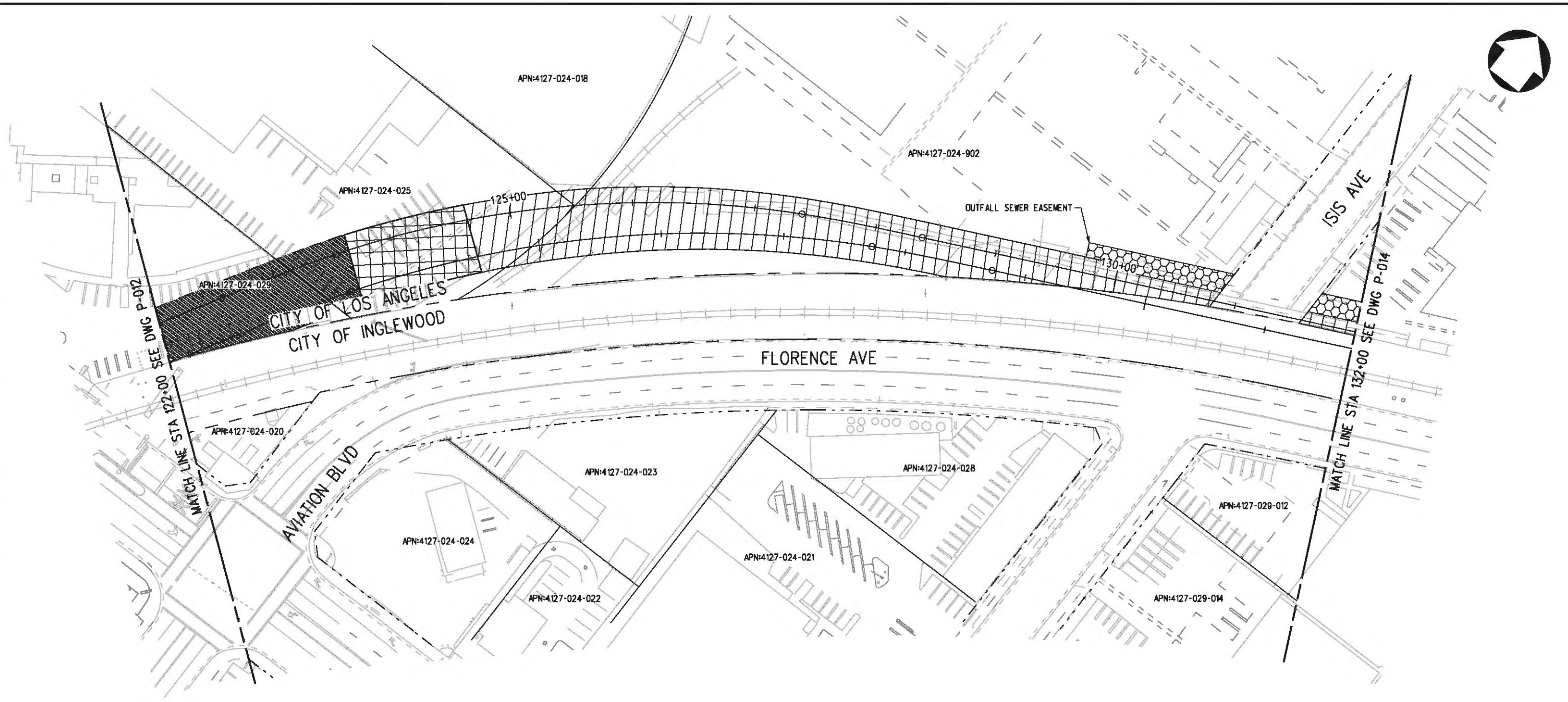
**Metro** LOS ANGELES COUNTY METROPOLITAN TRANSPORTATION AUTHORITY

**Hatch Mott MacDonald**  
6101 W. Century Blvd. Suite 800  
Los Angeles, CA 90045  
Phone: 310-337-0500 Fax: 310-337-0042

CRENSHAW/LAX TRANSIT CORRIDOR PROJECT  
PROPOSED RIGHT OF WAY PLAN  
STA 112+00 TO STA 122+00

CONTRACT NO	E0117
DRAWING NO	P-012
SCALE	1"=40'
SHEET NO	66

Plot Driver - pdf\_11x17\_rev1.plt  
 Pentable-MTA.TBL  
 USER-sto99999 12:01:20 PM 12/9/2010 c:\pwworking\hmm\stog99999\dms02848\CLP013.plg



**LEGEND:**

	BORED TUNNELING		UTILITY RELOCATION		PARCEL LINE
	CUT AND COVER TUNNEL OR STATION		CONSTRUCTION LAYDOWN AREA		CITY LIMITS (SEE DWG. P-001 NOTE 3)
	STRUCTURE - CUT, FILL, AT GRADE & STATIONS		TUNNEL STAGING		PROPOSED PUBLIC ROW
	STRUCTURE - AERIAL		PROPOSED CURB LINE		EXISTING PUBLIC ROW
	TPSS & SIGNAL HOUSE		METRO ROW		
	TUNNEL VENTILATION				
	PARK & RIDE & STATION FACILITIES				



BASE PROJECT

THE PREPARATION OF THIS DRAWING HAS BEEN FINANCED IN PART THROUGH A GRANT FROM THE U.S. DEPARTMENT OF TRANSPORTATION, FEDERAL TRANSIT ADMINISTRATION (FTA), UNDER THE FEDERAL TRANSIT ACT OF 1984, AS AMENDED, AND IN PART BY THE TAXES OF THE CITIZENS OF LOS ANGELES COUNTY AND OF THE STATE OF CALIFORNIA.

REV	DATE	BY	APP	REQ NO	EXPIRES	SEAL HOLDER	DESCRIPTION

DESIGNED BY  
F. MOURBAKHISH  
 DRAWN BY  
A. GIBBONS  
 CHECKED BY  
L. ABRAMSON  
 IN CHARGE  
G. HEAD  
 DATE  
12-10-10

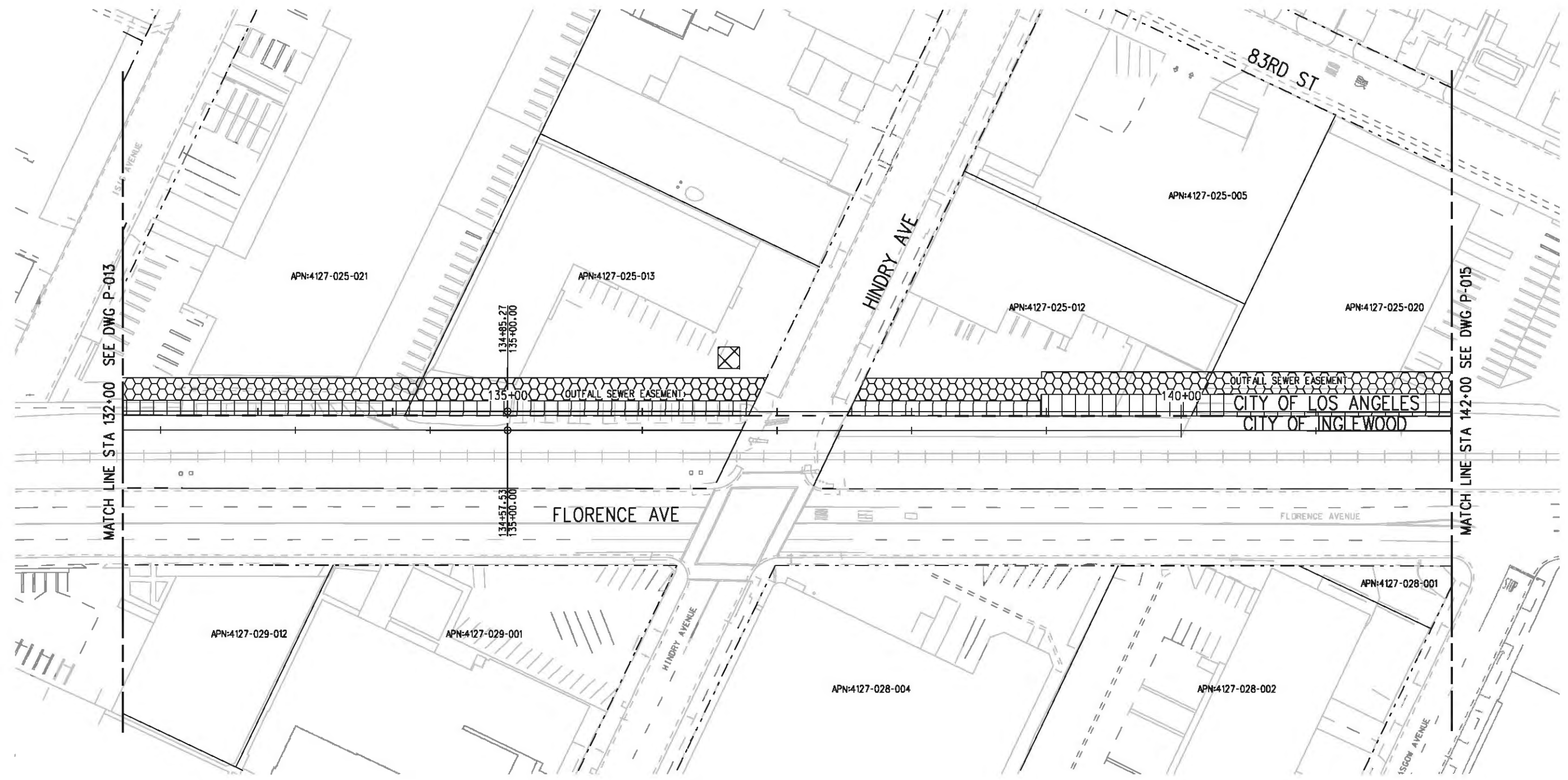
FOR REVIEW ONLY NOT FOR CONSTRUCTION  
 LEE W ABRAMSON  
 C44285

**Metro**  
**Hatch Mott MacDonald**  
 6101 W. Century Blvd.  
 Suite 800  
 Los Angeles, CA 90045  
 Phone: 310-337-0500  
 Fax: 310-337-0042

LOS ANGELES COUNTY METROPOLITAN TRANSPORTATION AUTHORITY

CRENSHAW/LAX TRANSIT CORRIDOR PROJECT  
 PROPOSED RIGHT OF WAY PLAN  
 STA 122+00 TO STA 132+00













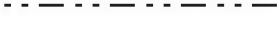



CONTRACT NO	E0117
DRAWING NO	P-013
SCALE	1"=40'
SHEET NO	67



MATCH LINE STA 132+00 SEE DWG P-013

MATCH LINE STA 142+00 SEE DWG P-015

LEGEND:

-  BORED TUNNELING
-  CUT AND COVER TUNNEL OR STATION
-  STRUCTURE - CUT, FILL, AT GRADE & STATIONS
-  STRUCTURE - AERIAL
-  TPSS & SIGNAL HOUSE
-  TUNNEL VENTILATION
-  PARK & RIDE & STATION FACILITIES
-  UTILITY RELOCATION
-  CONSTRUCTION LAYDOWN AREA
-  TUNNEL STAGING
-  PROPOSED PUBLIC ROW
-  PROPOSED CURB LINE
-  EXISTING PUBLIC ROW
-  METRO ROW
-  PARCEL LINE
-  CITY LIMITS (SEE DWG. P-001 NOTE 3)



BASE PROJECT

Plot Driver - pdf\_11x17\_rev1.plt  
Pentable-MTA.TBL  
USER-sta99999 12:05:59 PM 12/9/2010 c:\pwworking\hmm\st099999\dms02848\CLP014.plg

REV	DATE	BY	APP	REQ NO	EXPIRES	SEAL HOLDER	DESCRIPTION

DESIGNED BY  
F. HOURBAKHSH  
DRAWN BY  
A. GIBBONS  
CHECKED BY  
L. ABRAMSON  
IN CHARGE  
G. HEAD  
DATE  
12-10-10

FOR REVIEW  
ONLY NOT FOR  
CONSTRUCTION  
LEE W ABRAMSON  
C44285

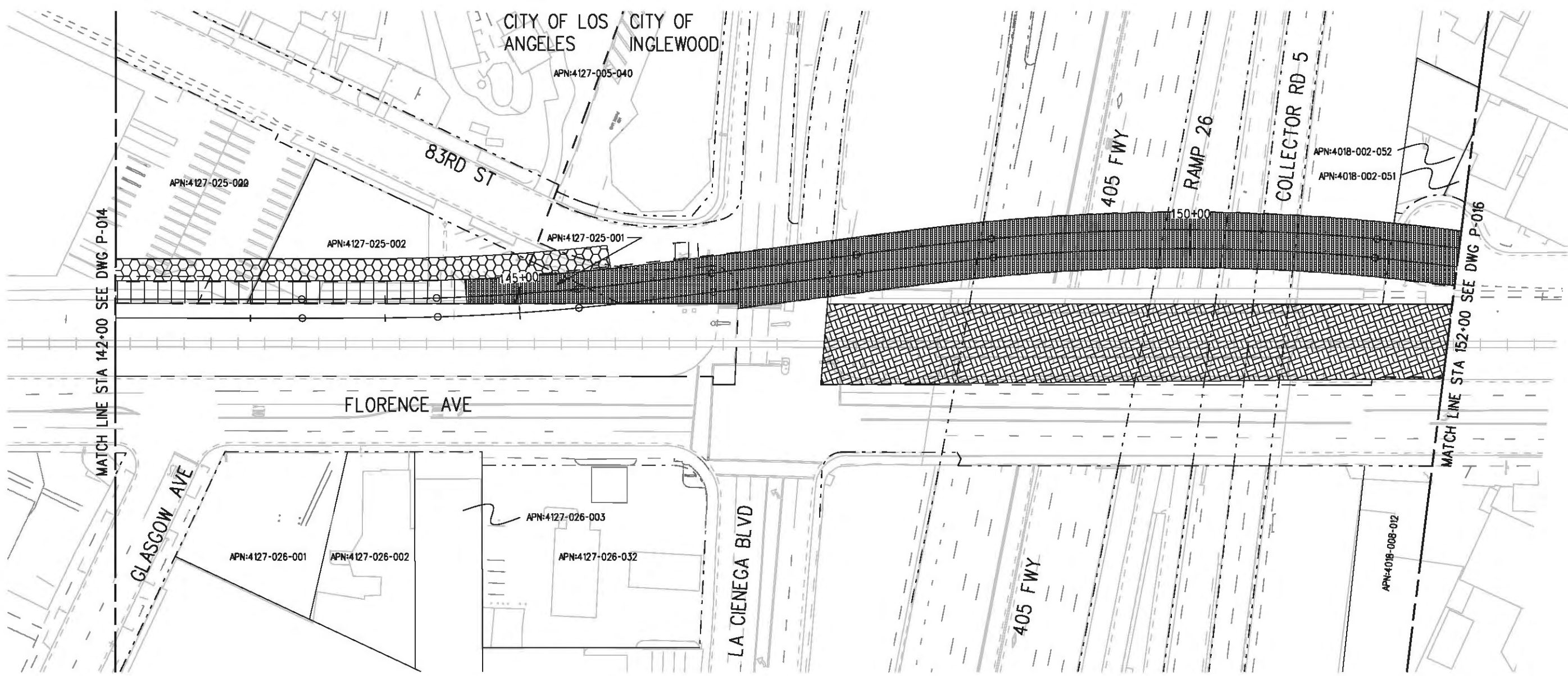


LOS ANGELES COUNTY METROPOLITAN  
TRANSPORTATION AUTHORITY  
6101 W. Century Blvd.  
Suite 800  
Los Angeles, CA 90045  
Phone: 310-337-0500  
Fax: 310-337-0042

CRENSHAW/LAX  
TRANSIT CORRIDOR PROJECT  
PROPOSED RIGHT OF WAY PLAN  
STA 132+00 TO STA 142+00

CONTRACT NO	E0117
DRAWING NO	P-014
SCALE	1"=40'
SHEET NO	68





MATCH LINE STA 142+00 SEE DWG P-014

MATCH LINE STA 152+00 SEE DWG P-016

**LEGEND:**

- |  |  |  |                           |  |  |
|--|--|--|---------------------------|--|--|
|  | BORED TUNNELING                            |  | UTILITY RELOCATION        |  | PARCEL LINE                            |
|  | CUT AND COVER TUNNEL OR STATION            |  | CONSTRUCTION LAYDOWN AREA |  | CITY LIMITS<br>(SEE DWG. P-001 NOTE 3) |
|  | STRUCTURE - CUT, FILL, AT GRADE & STATIONS |  | TUNNEL STAGING            |  | PROPOSED PUBLIC ROW                    |
|  | STRUCTURE - AERIAL                         |  | PROPOSED CURB LINE        |  | EXISTING PUBLIC ROW                    |
|  | TPSS & SIGNAL HOUSE                        |  | METRO ROW                 |  |  |
|  | TUNNEL VENTILATION                         |  |                           |  |  |
|  | PARK & RIDE & STATION FACILITIES           |  |                           |  |  |



BASE PROJECT

Plot Driver - pdf\_11x17\_rev1.plt

REV	DATE	BY	APP	REQ NO	EXPIRES	SEAL HOLDER	DESCRIPTION

DESIGNED BY  
F. NOURBAKHSH  
DRAWN BY  
A. GIBBONS  
CHECKED BY  
L. ABRAMSON  
IN CHARGE  
G. HEAD  
DATE  
12-10-10

FOR REVIEW  
ONLY NOT FOR  
CONSTRUCTION  
LEE W ABRAMSON  
C44285



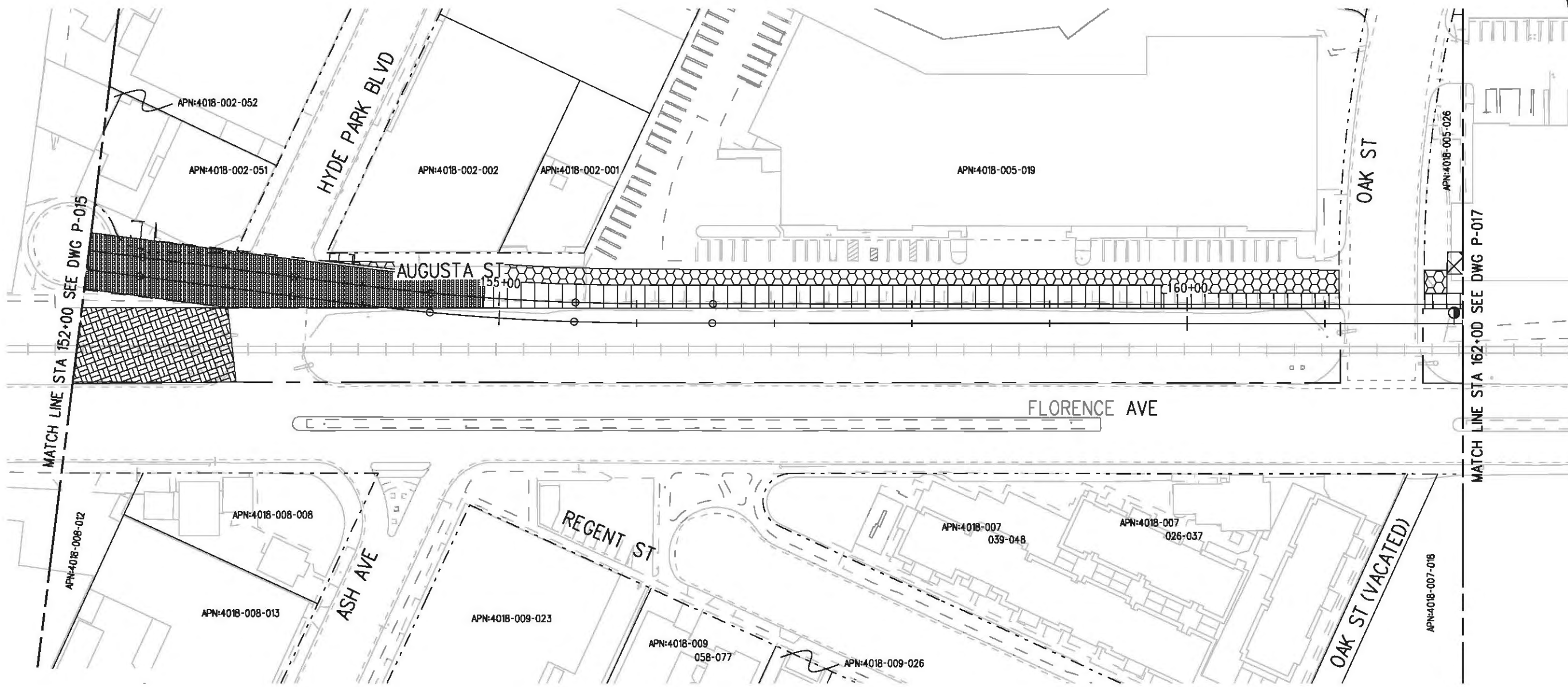
LOS ANGELES COUNTY METROPOLITAN  
TRANSPORTATION AUTHORITY  
6101 W. Century Blvd.  
Suite 800  
Los Angeles, CA 90045  
Phone: 310-337-0500  
Fax: 310-337-0042

CRENSHAW/LAX  
TRANSIT CORRIDOR PROJECT  
PROPOSED RIGHT OF WAY PLAN  
STA 142+00 TO STA 152+00

CONTRACT NO	E0117
DRAWING NO	P-015
SCALE	1"=40'
SHEET NO	69

USER-VAS55585 8:51:36 PM 12/8/2010 c:\pwworking\hmm\vas55585\dms02848\CLP015.plg

Plot Driver - pdf\_11x17\_rev1.plt  
 USER-VAS55585 6:58:35 AM 12/9/2010 c:\pwworking\hmm\vas55585\dms02848\CLP016.plg



LEGEND:

- |  |  |  |                           |  |  |
|--|--|--|---------------------------|--|--|
|  | BORED TUNNELING                            |  | UTILITY RELOCATION        |  | PARCEL LINE                            |
|  | CUT AND COVER TUNNEL OR STATION            |  | CONSTRUCTION LAYDOWN AREA |  | CITY LIMITS<br>(SEE DWG. P-001 NOTE 3) |
|  | STRUCTURE - CUT, FILL, AT GRADE & STATIONS |  | TUNNEL STAGING            |  | PROPOSED PUBLIC ROW                    |
|  | STRUCTURE - AERIAL                         |  | PROPOSED CURB LINE        |  | EXISTING PUBLIC ROW                    |
|  | TPSS & SIGNAL HOUSE                        |  | METRO ROW                 |  |  |
|  | TUNNEL VENTILATION                         |  |                           |  |  |
|  | PARK & RIDE & STATION FACILITIES           |  |                           |  |  |



BASE PROJECT

THE PREPARATION OF THIS DRAWING HAS BEEN FINANCED IN PART THROUGH A GRANT FROM THE U.S. DEPARTMENT OF TRANSPORTATION, FEDERAL TRANSIT ADMINISTRATION (FTA), UNDER THE FEDERAL TRANSIT ACT OF 1984, AS AMENDED, AND IN PART BY THE TAXES OF THE CITIZENS OF LOS ANGELES COUNTY AND OF THE STATE OF CALIFORNIA.

REV	DATE	BY	APP	REQ NO	EXPIRES	SEAL HOLDER	DESCRIPTION

DESIGNED BY  
F. NOURBAKHSH  
 DRAWN BY  
A. GIBBONS  
 CHECKED BY  
L. ABRAMSON  
 IN CHARGE  
G. HEAD  
 DATE  
12-10-10

FOR REVIEW ONLY NOT FOR CONSTRUCTION  
 LEE W ABRAMSON  
 C44285

**M Metro**  
**Hatch Mott MacDonald**  
 6101 W. Century Blvd.  
 Suite 800  
 Los Angeles, CA 90045  
 Phone: 310-337-0500  
 Fax: 310-337-0042

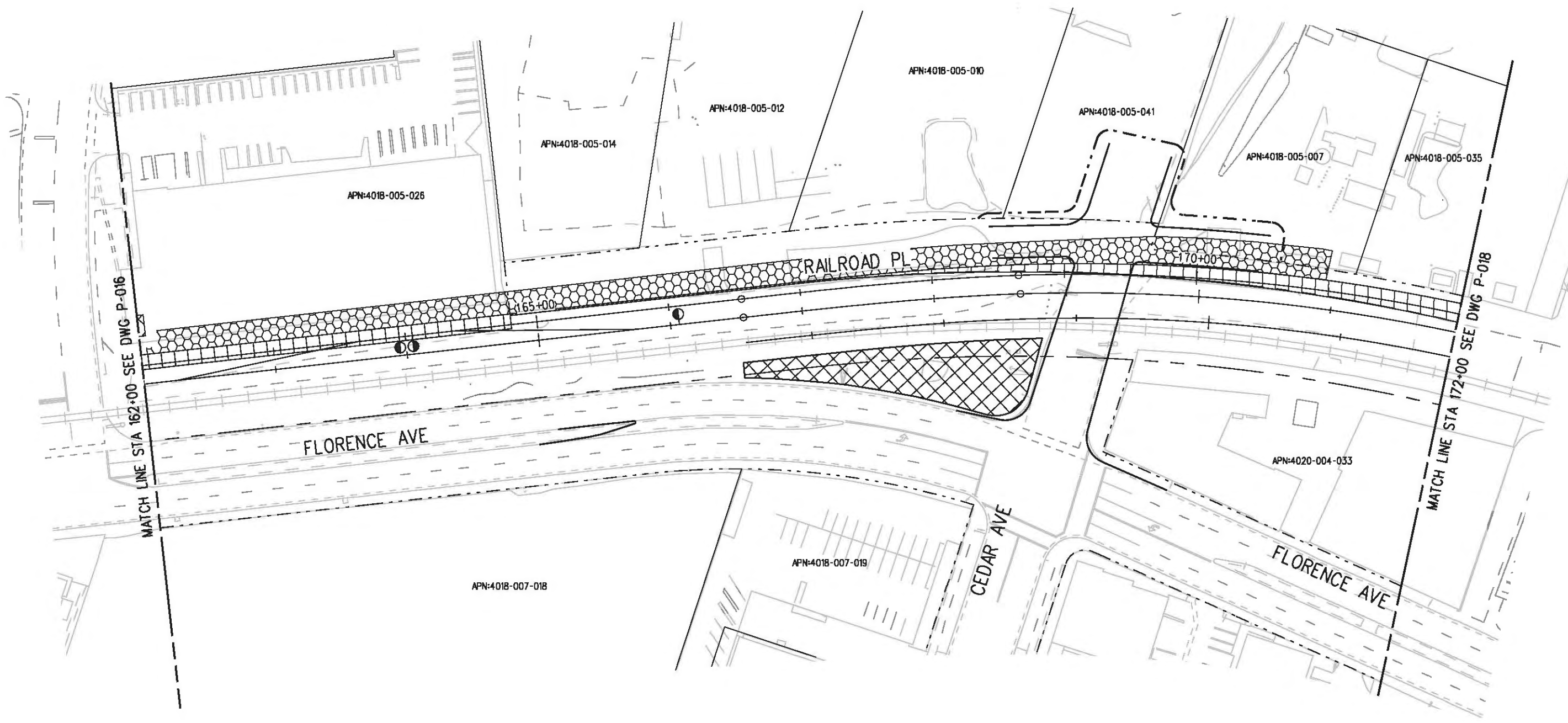
LOS ANGELES COUNTY METROPOLITAN TRANSPORTATION AUTHORITY

CRENSHAW/LAX TRANSIT CORRIDOR PROJECT  
 PROPOSED RIGHT OF WAY PLAN  
 STA 152+00 TO STA 162+00

CONTRACT NO	E0117
DRAWING NO	P-016
SCALE	1"=40'
SHEET NO	70



Plot Driver - pdf\_11x17\_rev1.plt  
 Pentable-MTA.TBL  
 USER=sto99999 12:33:24 PM 12/9/2010 c:\pwworking\hmm\st099999\dms02848\CLP017.plg



**LEGEND:**

- |  |  |  |                           |  |  |
|--|--|--|---------------------------|--|--|
|  | BORED TUNNELING                            |  | UTILITY RELOCATION        |  | PARCEL LINE                            |
|  | CUT AND COVER TUNNEL OR STATION            |  | CONSTRUCTION LAYDOWN AREA |  | CITY LIMITS<br>(SEE DWG. P-001 NOTE 3) |
|  | STRUCTURE - CUT, FILL, AT GRADE & STATIONS |  | TUNNEL STAGING            |  | PROPOSED PUBLIC ROW                    |
|  | STRUCTURE - AERIAL                         |  | PROPOSED CURB LINE        |  | EXISTING PUBLIC ROW                    |
|  | TPSS & SIGNAL HOUSE                        |  | METRO ROW                 |  |  |
|  | TUNNEL VENTILATION                         |  |                           |  |  |
|  | PARK & RIDE & STATION FACILITIES           |  |                           |  |  |



BASE PROJECT

THE PREPARATION OF THIS DRAWING HAS BEEN FINANCED IN PART THROUGH A GRANT FROM THE U.S. DEPARTMENT OF TRANSPORTATION, FEDERAL TRANSIT ADMINISTRATION (FTA), UNDER THE FEDERAL TRANSIT ACT OF 1984, AS AMENDED, AND IN PART BY THE TAXES OF THE CITIZENS OF LOS ANGELES COUNTY AND OF THE STATE OF CALIFORNIA.

REV	DATE	BY	APP	REQ NO	EXPIRES	SEAL HOLDER	DESCRIPTION

DESIGNED BY  
 F. NOURBAKHSH  
 DRAWN BY  
 A. GIBBONS  
 CHECKED BY  
 L. ABRAMSON  
 IN CHARGE  
 G. HEAD  
 DATE  
 12-10-10

FOR REVIEW  
 ONLY NOT FOR  
 CONSTRUCTION  
 LEE W ABRAMSON  
 C44285

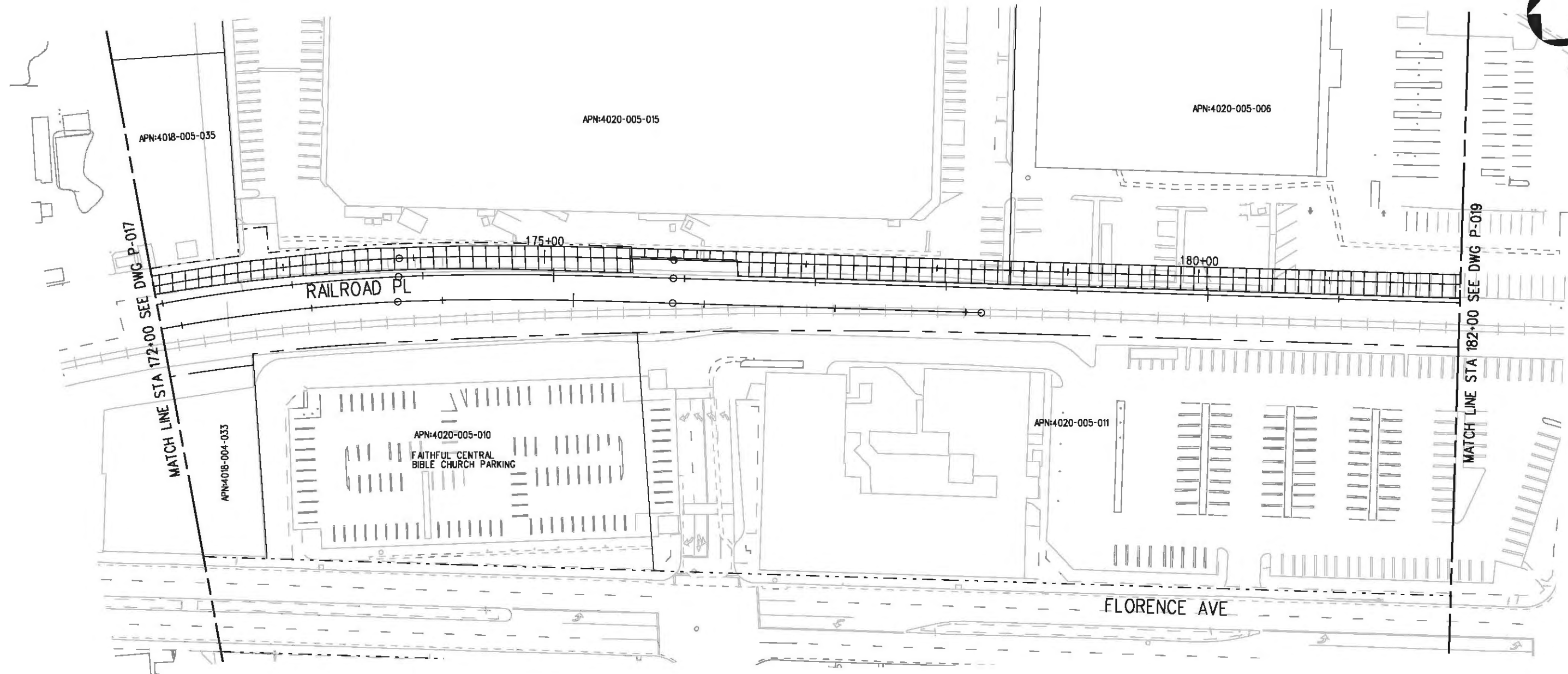
**LOS ANGELES COUNTY METROPOLITAN  
 TRANSPORTATION AUTHORITY**  
 Hatch Mott MacDonald  
 6101 W. Century Blvd.  
 Suite 800  
 Los Angeles, CA 90045  
 Phone: 310-337-0500  
 Fax: 310-337-0042

CONTRACT NO  
**E0117**  
 DRAWING NO  
 P-017  
 SCALE  
 1"=40'  
 SHEET NO  
 71

CRENshaw/LAX  
 TRANSIT CORRIDOR PROJECT  
 PROPOSED RIGHT OF WAY PLAN  
 STA 162+00 TO STA 172+00

CONTRACT NO	E0117
DRAWING NO	P-017
SCALE	1"=40'
SHEET NO	71

Plot Driver - pdf\_11x17\_rev1.plt  
 Pentable-MTA.TBL  
 USER-sto99999 10:30:09 AM 12/9/2010 c:\pwworking\hmm\stog99999\dms02848\CLP018.plg



**LEGEND:**

	BORED TUNNELING		UTILITY RELOCATION		PARCEL LINE
	CUT AND COVER TUNNEL OR STATION		CONSTRUCTION LAYDOWN AREA		CITY LIMITS (SEE DWG. P-001 NOTE 3)
	STRUCTURE - CUT, FILL, AT GRADE & STATIONS		TUNNEL STAGING		PROPOSED PUBLIC ROW
	STRUCTURE - AERIAL		PROPOSED CURB LINE		EXISTING PUBLIC ROW
	TPSS & SIGNAL HOUSE		METRO ROW		
	TUNNEL VENTILATION				
	PARK & RIDE & STATION FACILITIES				



BASE PROJECT

THE PREPARATION OF THIS DRAWING HAS BEEN FINANCED IN PART THROUGH A GRANT FROM THE U.S. DEPARTMENT OF TRANSPORTATION, FEDERAL TRANSIT ADMINISTRATION (FTA), UNDER THE FEDERAL TRANSIT ACT OF 1984, AS AMENDED, AND IN PART BY THE TAXES OF THE CITIZENS OF LOS ANGELES COUNTY AND OF THE STATE OF CALIFORNIA.

REV	DATE	BY	APP	REQ NO	EXPIRES	SEAL HOLDER	DESCRIPTION

DESIGNED BY  
 F. NOURBAKHSH  
 DRAWN BY  
 A. GIBBONS  
 CHECKED BY  
 L. ABRAMSON  
 IN CHARGE  
 G. HEAD  
 DATE  
 12-10-10

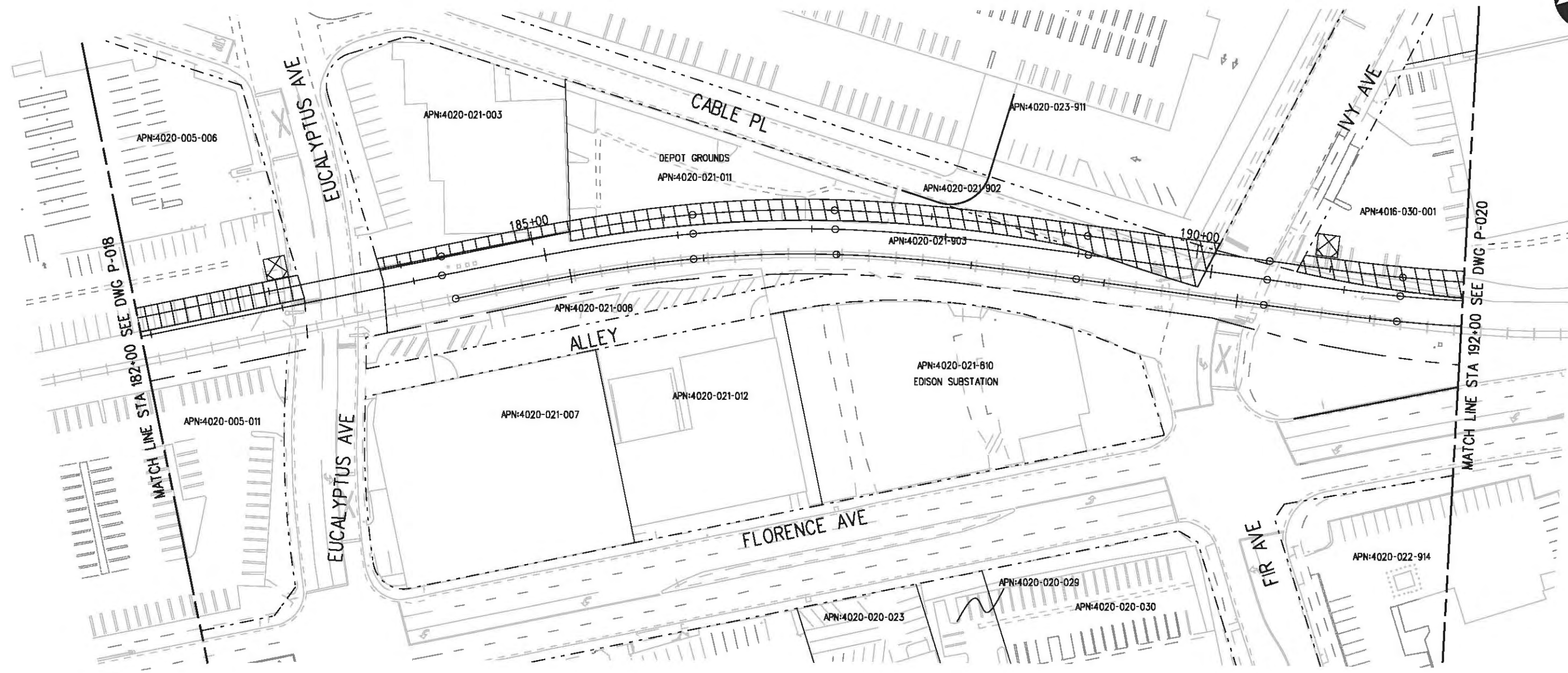
FOR REVIEW  
 ONLY NOT FOR  
 CONSTRUCTION  
 LEE W ABRAMSON  
 C44285

**LOS ANGELES COUNTY METROPOLITAN TRANSPORTATION AUTHORITY**  

 6101 W. Century Blvd.  
 Suite 800  
 Los Angeles, CA 90045  
 Phone: 310-337-0500  
 Fax: 310-337-0042

CONTRACT NO  
**E0117**  
 DRAWING NO  
**P-018** REV 0  
 SCALE  
**1"=40'**  
 SHEET NO  
**72**

**CRENSHAW/LAX  
 TRANSIT CORRIDOR PROJECT  
 PROPOSED RIGHT OF WAY PLAN  
 STA 172+00 TO STA 182+00**



**LEGEND:**

	BORED TUNNELING		UTILITY RELOCATION		PARCEL LINE
	CUT AND COVER TUNNEL OR STATION		CONSTRUCTION LAYDOWN AREA		CITY LIMITS (SEE DWG. P-001 NOTE 3)
	STRUCTURE - CUT, FILL, AT GRADE & STATIONS		TUNNEL STAGING		PROPOSED PUBLIC ROW
	STRUCTURE - AERIAL		PROPOSED CURB LINE		EXISTING PUBLIC ROW
	TPSS & SIGNAL HOUSE		METRO ROW		
	TUNNEL VENTILATION				
	PARK & RIDE & STATION FACILITIES				



BASE PROJECT

USER=sto99999 10:35:19 AM 12/9/2010 c:\pwworking\hmm\st099999\dms02848\CLP019.plt  
 Pentable-MTA.TBL  
 Plot Driver - pdf\_11x17\_rev1.plt

THE PREPARATION OF THIS DRAWING HAS BEEN FINANCED IN PART THROUGH A GRANT FROM THE U.S. DEPARTMENT OF TRANSPORTATION, FEDERAL TRANSIT ADMINISTRATION (FTA), UNDER THE FEDERAL TRANSIT ACT OF 1984, AS AMENDED, AND IN PART BY THE TAXES OF THE CITIZENS OF LOS ANGELES COUNTY AND OF THE STATE OF CALIFORNIA.							
REV	DATE	BY	APP	REQ NO	EXPIRES	SEAL HOLDER	DESCRIPTION

DESIGNED BY  
F. NOURBAKHSH  
 DRAWN BY  
A. GOBONS  
 CHECKED BY  
L. ABRAMSON  
 IN CHARGE  
G. HEAD  
 DATE  
12-10-10

FOR REVIEW ONLY NOT FOR CONSTRUCTION  
 LEE W ABRAMSON  
 C44285

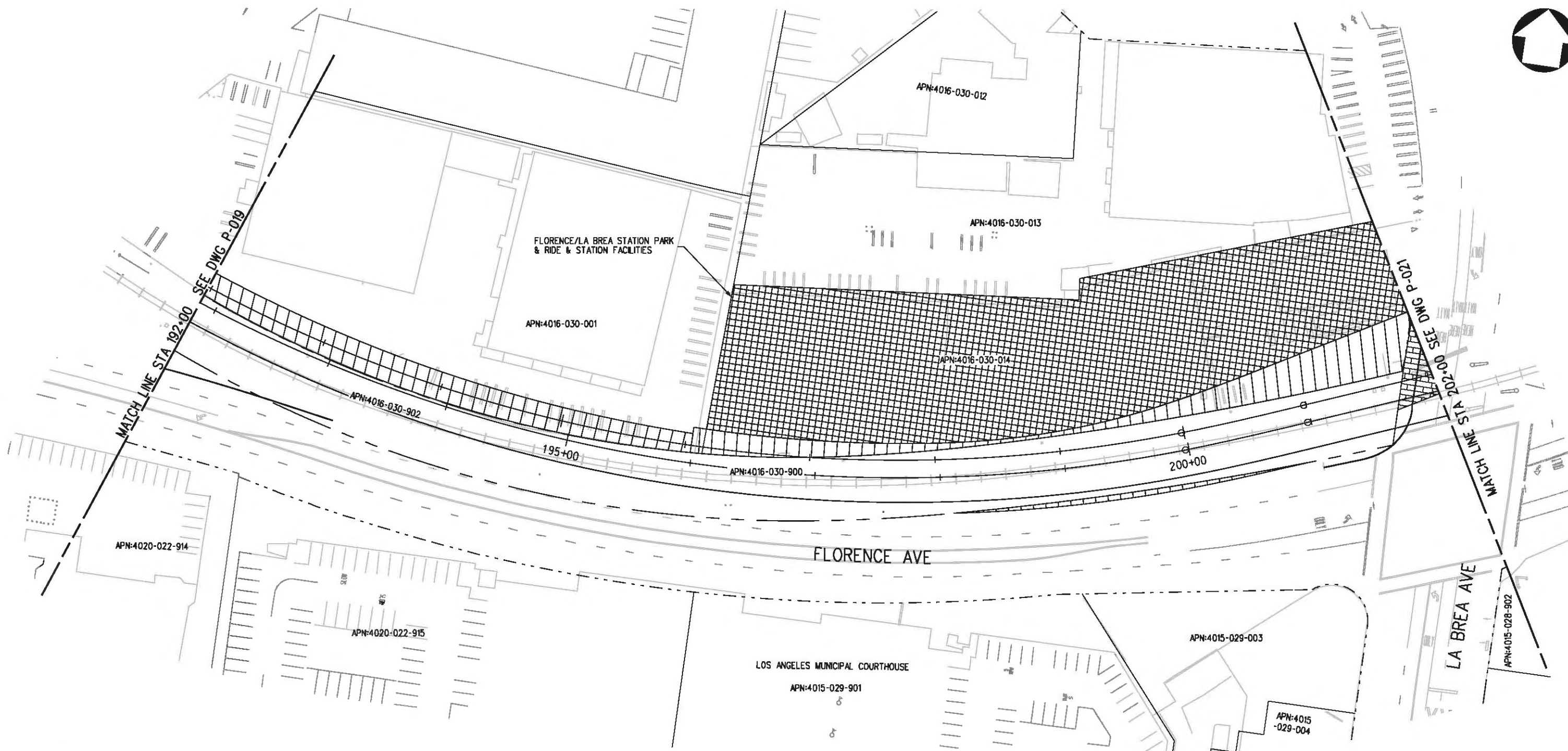
**LOS ANGELES COUNTY METROPOLITAN TRANSPORTATION AUTHORITY**  

 6101 W. Century Blvd.  
 Suite 800  
 Los Angeles, CA 90045  
 Phone: 310-337-0500  
 Fax: 310-337-0042

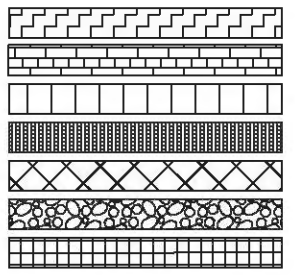
**CRENSHAW/LAX TRANSIT CORRIDOR PROJECT**  
 PROPOSED RIGHT OF WAY PLAN  
 STA 182+00 TO STA 192+00

CONTRACT NO	E0117
DRAWING NO	P-019
SCALE	1"=40'
SHEET NO	73






LEGEND:



BORED TUNNELING  
CUT AND COVER TUNNEL OR STATION  
STRUCTURE - CUT, FILL, AT GRADE & STATIONS  
STRUCTURE - AERIAL  
TPSS & SIGNAL HOUSE  
TUNNEL VENTILATION  
PARK & RIDE & STATION FACILITIES



UTILITY RELOCATION  
CONSTRUCTION LAYDOWN AREA  
TUNNEL STAGING  
PROPOSED PUBLIC ROW  
PROPOSED CURB LINE  
EXISTING PUBLIC ROW  
METRO ROW

PARCEL LINE  
CITY LIMITS  
(SEE DWG. P-001 NOTE 3)



Plot Driver - pdf\_11x17\_rev1.plt  
Pentable-MTA.TBL  
8/19/2011 8:59:26 AM USER-SOL57960 G:\vets-feir\CLP020.plg

THE PREPARATION OF THIS DRAWING HAS BEEN FINANCED IN PART THROUGH A GRANT FROM THE U.S. DEPARTMENT OF TRANSPORTATION, FEDERAL TRANSIT ADMINISTRATION (FTA), UNDER THE FEDERAL TRANSIT ACT OF 1984, AS AMENDED, AND IN PART BY THE TAXES OF THE CITIZENS OF LOS ANGELES COUNTY AND OF THE STATE OF CALIFORNIA.

REV	DATE	BY	APP	REG NO	EXPIRES	SEAL HOLDER	DESCRIPTION

DESIGNED BY  
F. NOURBAKSH  
DRAWN BY  
A. GIBBONS  
CHECKED BY  
L. ABRAMSON  
IN CHARGE  
G. HEAD  
DATE  
08-15-11

FOR REVIEW ONLY NOT FOR CONSTRUCTION  
LEE W ABRAMSON  
C44285

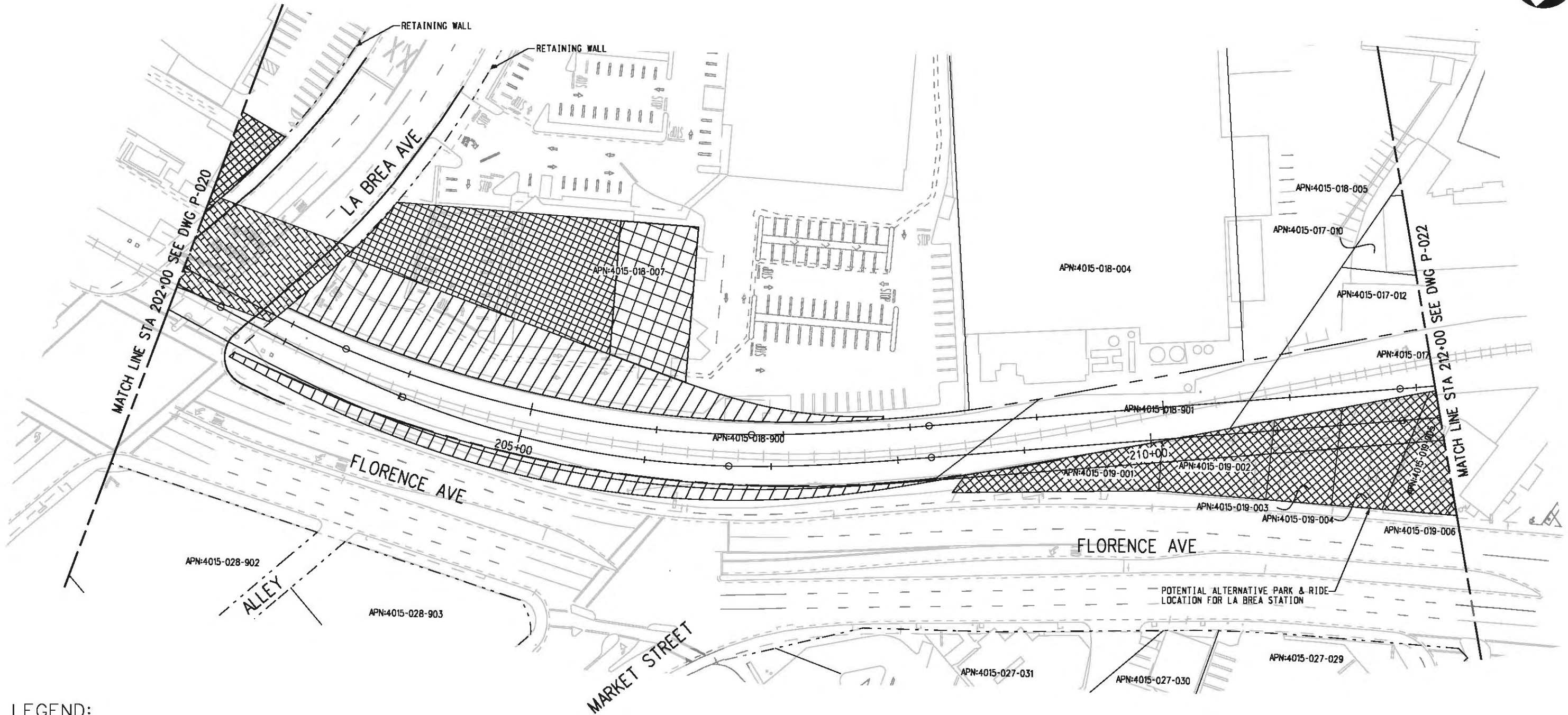



LOS ANGELES COUNTY METROPOLITAN TRANSPORTATION AUTHORITY  
6121 W. Century Blvd.  
Suite 800  
Los Angeles, CA 90045  
Phone: 310-337-0500  
Fax: 310-337-0042

CRENSHAW/LAX TRANSIT CORRIDOR PROJECT  
PROPOSED RIGHT OF WAY PLAN  
STA 192+00 TO STA 202+00

CONTRACT NO	E0117
DRAWING NO	P-020
SCALE	1"=40'
SHEET NO	74





**LEGEND:**

	BORED TUNNELING		UTILITY RELOCATION		PARCEL LINE
	CUT AND COVER TUNNEL OR STATION		CONSTRUCTION LAYDOWN AREA		CITY LIMITS (SEE DWG. P-001 NOTE 3)
	STRUCTURE - CUT, FILL, AT GRADE & STATIONS		TUNNEL STAGING		PROPOSED PUBLIC ROW
	STRUCTURE - AERIAL		PROPOSED CURB LINE		EXISTING PUBLIC ROW
	TPSS & SIGNAL HOUSE		METRO ROW		
	TUNNEL VENTILATION				
	PARK & RIDE & STATION FACILITIES				



USER-SOL57960 8:58:30 AM 8/19/2011 G:\vms-feir\CLP021.plt  
 Pentable-MTA.TBL  
 Plot Driver - pdf\_11x17\_rev1.plt

THE PREPARATION OF THIS DRAWING HAS BEEN FINANCED IN PART THROUGH A GRANT FROM THE U.S. DEPARTMENT OF TRANSPORTATION, FEDERAL TRANSIT ADMINISTRATION (FTA), UNDER THE FEDERAL TRANSIT ACT OF 1984, AS AMENDED, AND IN PART BY THE TAXES OF THE CITIZENS OF LOS ANGELES COUNTY AND OF THE STATE OF CALIFORNIA.

REV	DATE	BY	APP	REG NO	EXPIRES	SEAL HOLDER	DESCRIPTION

DESIGNED BY  
 F. NOURBAKHSH  
 DRAWN BY  
 A. GIBBONS  
 CHECKED BY  
 L. ABRAMSON  
 IN CHARGE  
 G. HEAD  
 DATE  
 08-15-11

FOR REVIEW  
 ONLY NOT FOR  
 CONSTRUCTION  
 LEE W ABRAMSON  
 C44285



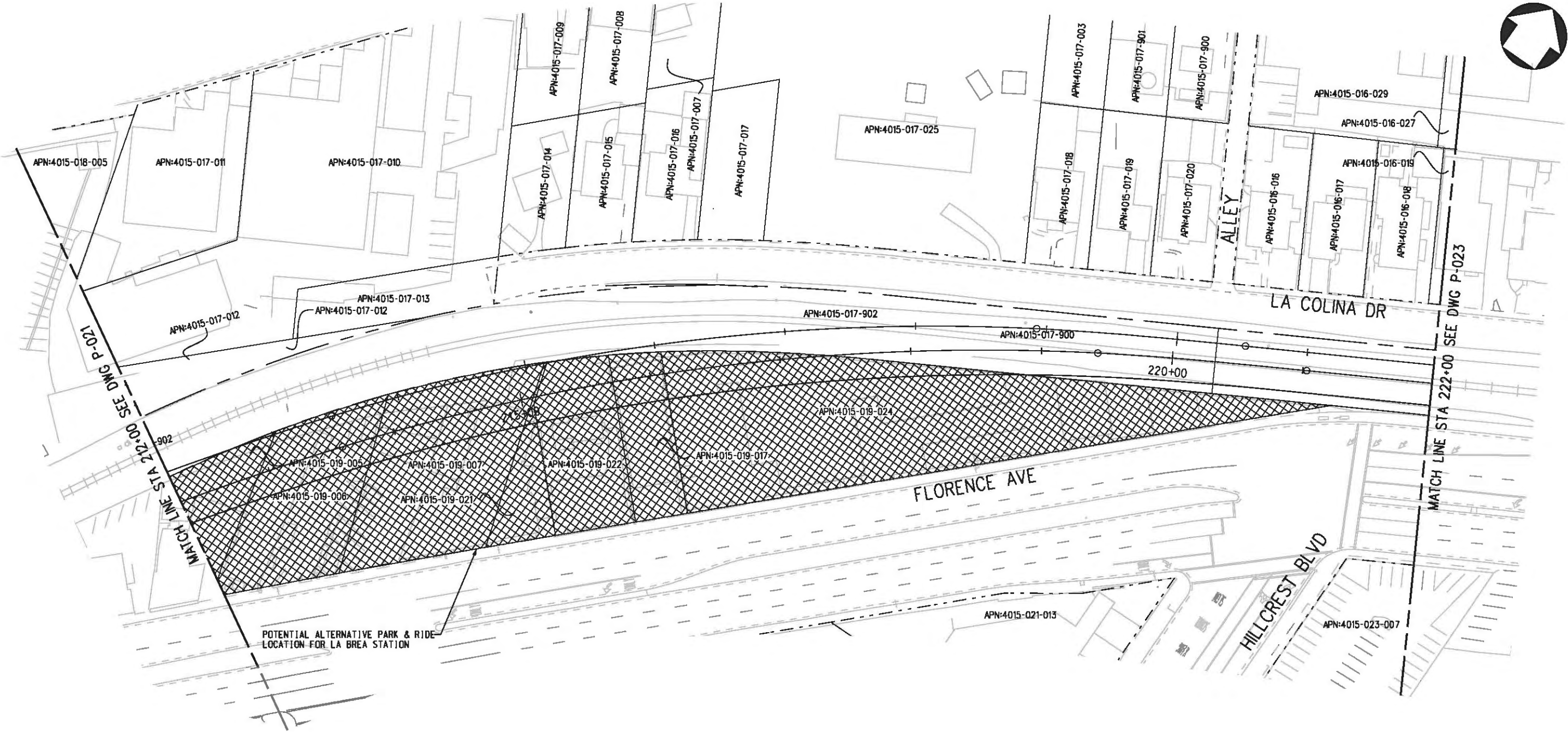
LOS ANGELES COUNTY METROPOLITAN  
 TRANSPORTATION AUTHORITY

**Hatch Mott MacDonald**  
 6121 W. Century Blvd.  
 Suite 800  
 Los Angeles, CA 90045  
 Phone: 310-337-0500  
 Fax: 310-337-0042

CRENSHAW/LAX  
 TRANSIT CORRIDOR PROJECT  
 PROPOSED RIGHT OF WAY PLAN  
 STA 202+00 TO STA 212+00

CONTRACT NO	E0117
DRAWING NO	P-021
SCALE	1"=40'
SHEET NO	75

Plot Driver - pdf\_11x17\_rev1.plt  
 USER-SOL57960 7:07:00 AM 8/16/2011 C:\Documents and Settings\SOL57960\Desktop\feis-feir\Proposed ROW\CLP022.plg



POTENTIAL ALTERNATIVE PARK & RIDE LOCATION FOR LA BREA STATION

LEGEND:

- |  |  |  |                           |  |  |
|--|--|--|---------------------------|--|--|
|  | BORED TUNNELING                            |  | UTILITY RELOCATION        |  | PARCEL LINE                            |
|  | CUT AND COVER TUNNEL OR STATION            |  | CONSTRUCTION LAYDOWN AREA |  | CITY LIMITS<br>(SEE DWG. P-001 NOTE 3) |
|  | STRUCTURE - CUT, FILL, AT GRADE & STATIONS |  | TUNNEL STAGING            |  | PROPOSED PUBLIC ROW                    |
|  | STRUCTURE - AERIAL                         |  | PROPOSED CURB LINE        |  | EXISTING PUBLIC ROW                    |
|  | TPSS & SIGNAL HOUSE                        |  | METRO ROW                 |  |  |
|  | TUNNEL VENTILATION                         |  |                           |  |  |
|  | PARK & RIDE & STATION FACILITIES           |  |                           |  |  |



THE PREPARATION OF THIS DRAWING HAS BEEN FINANCED IN PART THROUGH A GRANT FROM THE U.S. DEPARTMENT OF TRANSPORTATION, FEDERAL TRANSIT ADMINISTRATION (FTA), UNDER THE FEDERAL TRANSIT ACT OF 1984, AS AMENDED, AND IN PART BY THE TAXES OF THE CITIZENS OF LOS ANGELES COUNTY AND OF THE STATE OF CALIFORNIA.							
REV	DATE	BY	APP	REG NO	EXPIRES	SEAL HOLDER	DESCRIPTION

DESIGNED BY  
F. NOURBAKHSH  
 DRAWN BY  
A. GIBBONS  
 CHECKED BY  
L. ABRAMSON  
 IN CHARGE  
G. HEAD  
 DATE

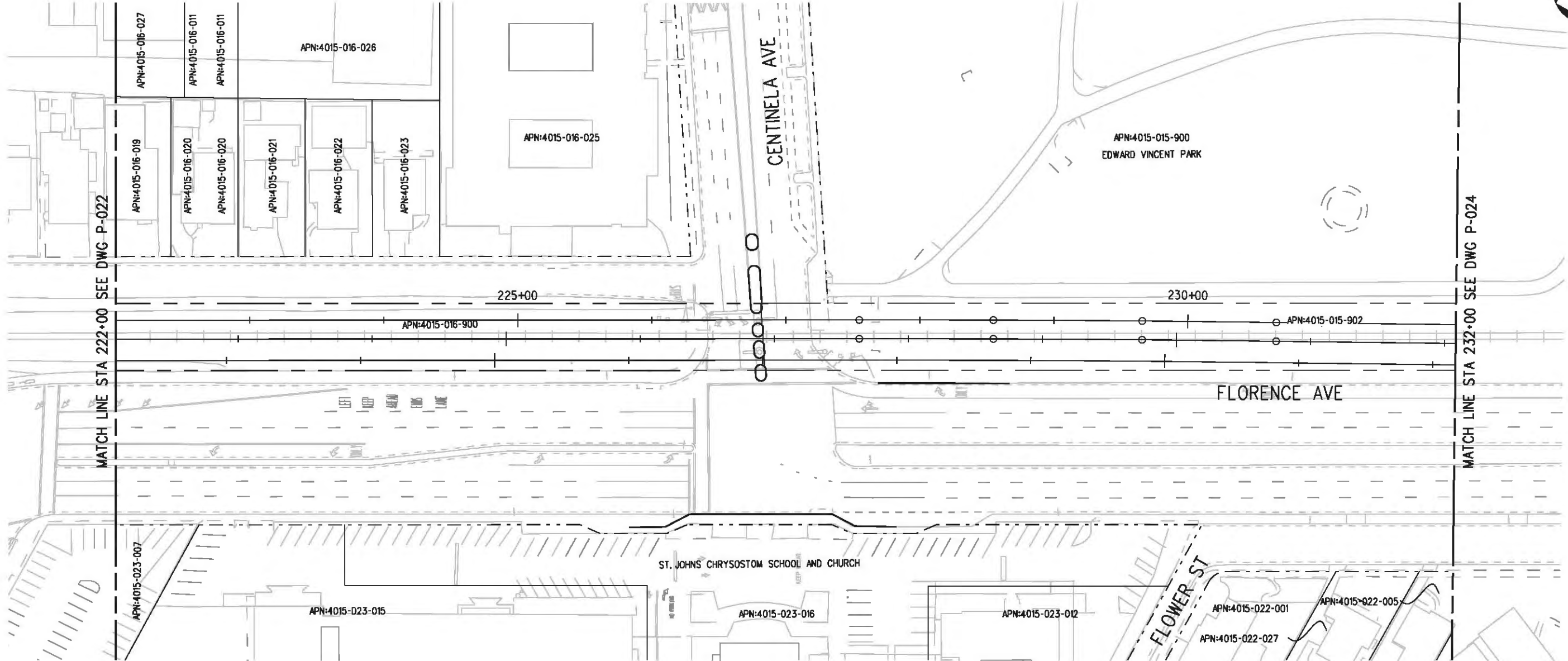
FOR REVIEW ONLY NOT FOR CONSTRUCTION  
 LEE W ABRAMSON  
 C44285

**M Metro** LOS ANGELES COUNTY METROPOLITAN TRANSPORTATION AUTHORITY

**Hatch Mott MacDonald**  
 6121 W. Century Blvd.  
 Suite 800  
 Los Angeles, CA 90045  
 Phone: 310-337-0500  
 Fax: 310-337-0042

CRENSHAW/LAX TRANSIT CORRIDOR PROJECT  
 PROPOSED RIGHT OF WAY PLAN  
 STA 212+00 TO STA 222+00

CONTRACT NO	E0117
DRAWING NO	P-022
SCALE	1"=40'
SHEET NO	76



**LEGEND:**

	BORED TUNNELING		UTILITY RELOCATION		PARCEL LINE
	CUT AND COVER TUNNEL OR STATION		CONSTRUCTION LAYDOWN AREA		CITY LIMITS (SEE DWG. P-001 NOTE 3)
	STRUCTURE - CUT, FILL, AT GRADE & STATIONS		TUNNEL STAGING		PROPOSED PUBLIC ROW
	STRUCTURE - AERIAL		PROPOSED CURB LINE		EXISTING PUBLIC ROW
	TPSS & SIGNAL HOUSE		METRO ROW		
	TUNNEL VENTILATION				
	PARK & RIDE & STATION FACILITIES				



BASE PROJECT

Plot Driver - pdf\_11x17\_rev1.plt USER=sto99999 12:36:28 PM 12/9/2010 c:\pwworking\hmm\st099999\dms02848\CLP023.plt

THE PREPARATION OF THIS DRAWING HAS BEEN FINANCED IN PART THROUGH A GRANT FROM THE U.S. DEPARTMENT OF TRANSPORTATION, FEDERAL TRANSIT ADMINISTRATION (FTA), UNDER THE FEDERAL TRANSIT ACT OF 1984, AS AMENDED, AND IN PART BY THE TAXES OF THE CITIZENS OF LOS ANGELES COUNTY AND OF THE STATE OF CALIFORNIA.							
REV	DATE	BY	APP	REQ NO	EXPIRES	SEAL HOLDER	DESCRIPTION

DESIGNED BY  
F. NOURBAKHSH  
DRAWN BY  
A. GIBBONS  
CHECKED BY  
L. ABRAMSON  
IN CHARGE  
G. HEAD  
DATE  
12-10-10

FOR REVIEW ONLY NOT FOR CONSTRUCTION  
LEE W ABRAMSON  
C44285

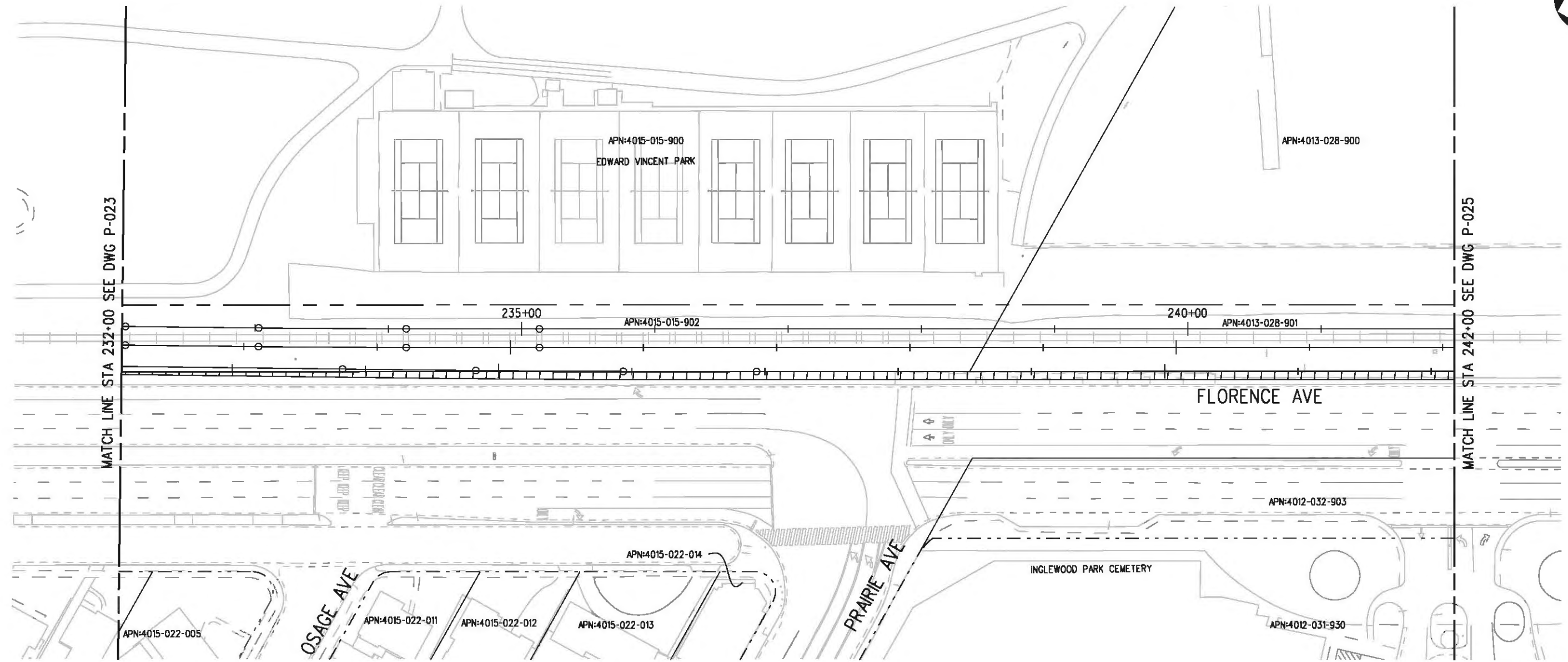
**M Metro** LOS ANGELES COUNTY METROPOLITAN TRANSPORTATION AUTHORITY

**Hatch Mott MacDonald**  
6101 W. Century Blvd.  
Suite 800  
Los Angeles, CA 90045  
Phone: 310-337-0500  
Fax: 310-337-0042

CRENSHAW/LAX TRANSIT CORRIDOR PROJECT  
PROPOSED RIGHT OF WAY PLAN  
STA 222+00 TO STA 232+00

CONTRACT NO	E0117
DRAWING NO	P-023
SCALE	1"=40'
SHEET NO	77





**LEGEND:**

	BORED TUNNELING		UTILITY RELOCATION		PARCEL LINE
	CUT AND COVER TUNNEL OR STATION		CONSTRUCTION LAYDOWN AREA		CITY LIMITS (SEE DWG. P-001 NOTE 3)
	STRUCTURE - CUT, FILL, AT GRADE & STATIONS		TUNNEL STAGING		PROPOSED PUBLIC ROW
	STRUCTURE - AERIAL		PROPOSED CURB LINE		EXISTING PUBLIC ROW
	TPSS & SIGNAL HOUSE		METRO ROW		
	TUNNEL VENTILATION				
	PARK & RIDE & STATION FACILITIES				



BASE PROJECT

USER-VAS55585 7:29:38 AM 12/9/2010 c:\pwworking\hmm\vas55585\dms02848\CLP024.plg  
 Pentable-MTA.TBL  
 Plot Driver - pdf\_11x17\_rev1.plt

THE PREPARATION OF THIS DRAWING HAS BEEN FINANCED IN PART THROUGH A GRANT FROM THE U.S. DEPARTMENT OF TRANSPORTATION, FEDERAL TRANSIT ADMINISTRATION (FTA), UNDER THE FEDERAL TRANSIT ACT OF 1984, AS AMENDED, AND IN PART BY THE TAXES OF THE CITIZENS OF LOS ANGELES COUNTY AND OF THE STATE OF CALIFORNIA.							
REV	DATE	BY	APP	REQ NO	EXPIRES	SEAL HOLDER	DESCRIPTION

DESIGNED BY  
F. NOURBAKHSH  
 DRAWN BY  
A. GIBBONS  
 CHECKED BY  
L. ABRAMSON  
 IN CHARGE  
G. HEAD  
 DATE  
12-10-10

FOR REVIEW  
ONLY NOT FOR  
CONSTRUCTION  
 LEE W ABRAMSON  
C44285

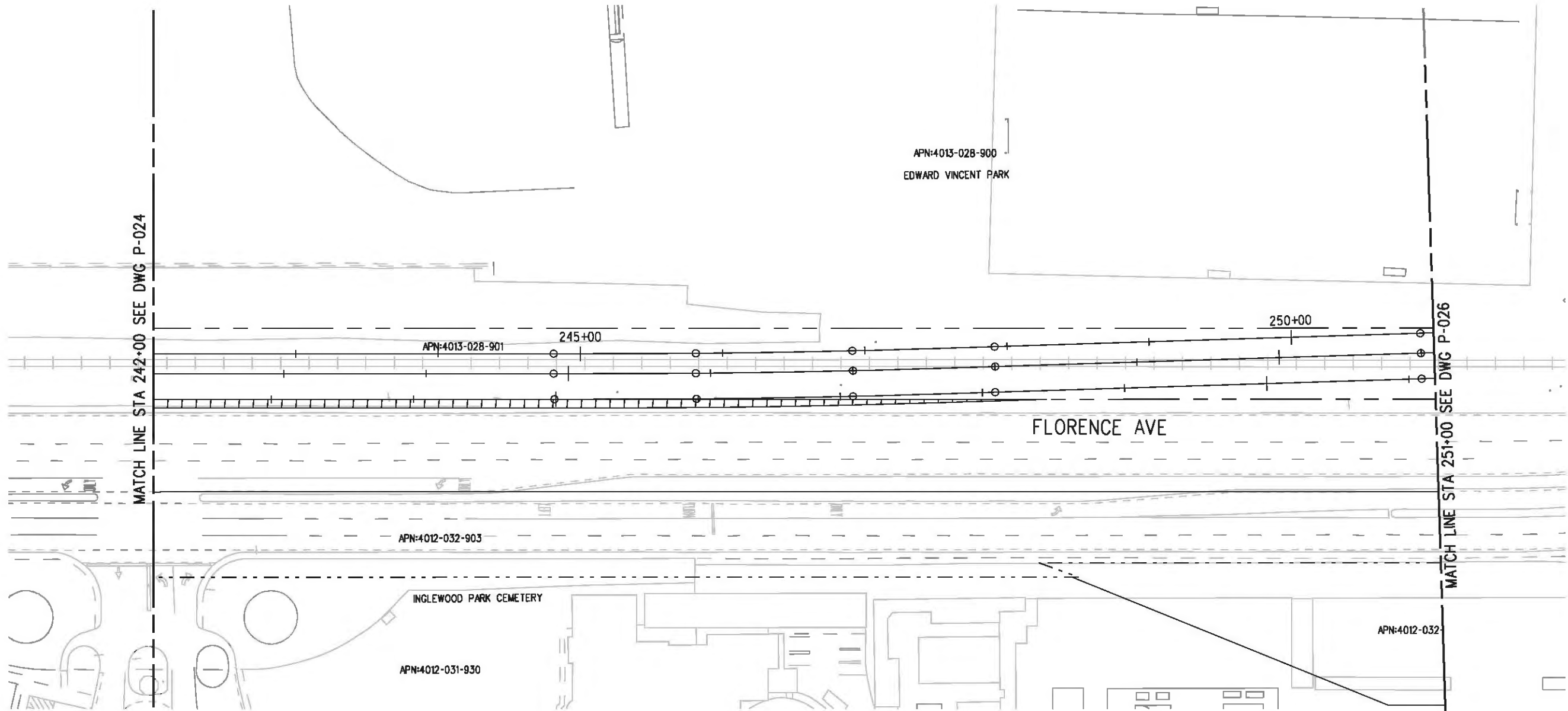
**LOS ANGELES COUNTY METROPOLITAN TRANSPORTATION AUTHORITY**  

 6101 W. Century Blvd.  
 Suite 800  
 Los Angeles, CA 90045  
 Phone: 310-337-0500  
 Fax: 310-337-0042

**CRENSHAW/LAX  
 TRANSIT CORRIDOR PROJECT  
 PROPOSED RIGHT OF WAY PLAN  
 STA 232+00 TO STA 242+00**

CONTRACT NO	E0117
DRAWING NO	P-024
SCALE	1"=40'
SHEET NO	78





**LEGEND:**

	BORED TUNNELING		UTILITY RELOCATION		PARCEL LINE
	CUT AND COVER TUNNEL OR STATION		CONSTRUCTION LAYDOWN AREA		CITY LIMITS (SEE DWG. P-001 NOTE 3)
	STRUCTURE - CUT, FILL, AT GRADE & STATIONS		TUNNEL STAGING		PROPOSED PUBLIC ROW
	STRUCTURE - AERIAL		PROPOSED CURB LINE		EXISTING PUBLIC ROW
	TPSS & SIGNAL HOUSE		METRO ROW		
	TUNNEL VENTILATION				
	PARK & RIDE & STATION FACILITIES				



BASE PROJECT

c:\pwworking\hmm\vas55585\dms02848\CLP025.plg

12/9/2010 7:31:28 AM USER-VAS55585

Pentable-MTA.TBL

Plot Driver - pdf\_11x17\_rev1.plt

THE PREPARATION OF THIS DRAWING HAS BEEN FINANCED IN PART THROUGH A GRANT FROM THE U.S. DEPARTMENT OF TRANSPORTATION, FEDERAL TRANSIT ADMINISTRATION (FTA), UNDER THE FEDERAL TRANSIT ACT OF 1984, AS AMENDED, AND IN PART BY THE TAXES OF THE CITIZENS OF LOS ANGELES COUNTY AND OF THE STATE OF CALIFORNIA.

REV	DATE	BY	APP	REQ NO	EXPIRES	SEAL HOLDER	DESCRIPTION

DESIGNED BY  
F. NOURBAKHSH  
DRAWN BY  
A. GIBBONS  
CHECKED BY  
L. ABRAMSON  
IN CHARGE  
G. HEAD  
DATE  
12-10-10

FOR REVIEW ONLY NOT FOR CONSTRUCTION  
LEE W ABRAMSON  
C44285

LOS ANGELES COUNTY METROPOLITAN TRANSPORTATION AUTHORITY

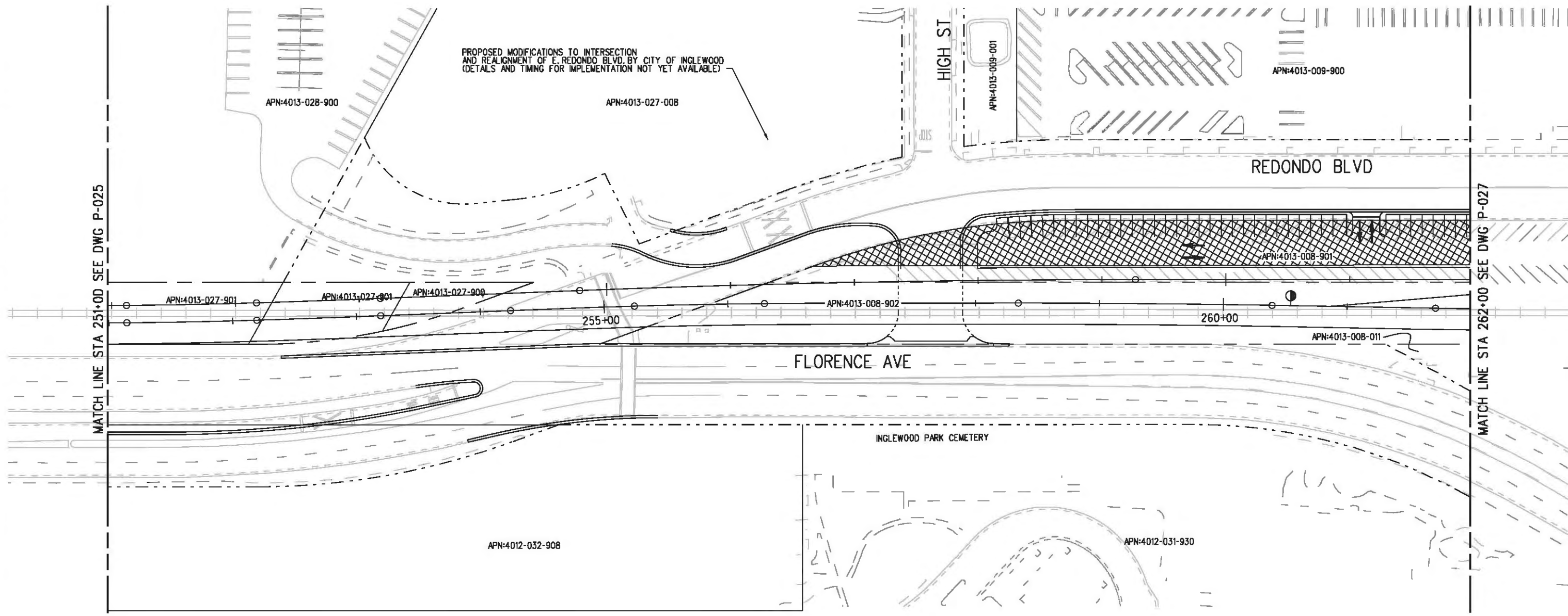
6101 W. Century Blvd.  
Suite 800  
Los Angeles, CA 90045  
Phone: 310-337-0500  
Fax: 310-337-0042

CRENSHAW/LAX  
TRANSIT CORRIDOR PROJECT  
PROPOSED RIGHT OF WAY PLAN  
STA 242+00 TO STA 251+00

CONTRACT NO	E0117
DRAWING NO	P-025
SCALE	1"=40'
SHEET NO	79



PROPOSED MODIFICATIONS TO INTERSECTION  
AND REALIGNMENT OF E. REDONDO BLVD. BY CITY OF INGLEWOOD  
(DETAILS AND TIMING FOR IMPLEMENTATION NOT YET AVAILABLE)



MATCH LINE STA 251+00 SEE DWG P-025

MATCH LINE STA 262+00 SEE DWG P-027

**LEGEND:**

	BORED TUNNELING		UTILITY RELOCATION		PARCEL LINE
	CUT AND COVER TUNNEL OR STATION		CONSTRUCTION LAYDOWN AREA		CITY LIMITS (SEE DWG. P-001 NOTE 3)
	STRUCTURE - CUT, FILL, AT GRADE & STATIONS		TUNNEL STAGING		PROPOSED PUBLIC ROW
	STRUCTURE - AERIAL		PROPOSED CURB LINE		EXISTING PUBLIC ROW
	TPSS & SIGNAL HOUSE		METRO ROW		
	TUNNEL VENTILATION				
	PARK & RIDE & STATION FACILITIES				



Plot Driver - pdf\_11x17\_rev1.plt Pentable-MTA.TBL USER-SOL57960 4:33:39 PM 8/15/2011 C:\Documents and Settings\SOL57960\Desktop\feis-feir\CLP026.plg

THE PREPARATION OF THIS DRAWING HAS BEEN FINANCED IN PART THROUGH A GRANT FROM THE U.S. DEPARTMENT OF TRANSPORTATION, FEDERAL TRANSIT ADMINISTRATION (FTA), UNDER THE FEDERAL TRANSIT ACT OF 1984, AS AMENDED, AND IN PART BY THE TAXES OF THE CITIZENS OF LOS ANGELES COUNTY AND OF THE STATE OF CALIFORNIA.						
REV	DATE	BY	APP	REG NO	EXPIRES	SEAL HOLDER

DESIGNED BY  
F. NOURBAKHSH  
DRAWN BY  
A. GIBBONS  
CHECKED BY  
L. ABRAMSON  
IN CHARGE  
G. HEAD  
DATE  
08-12-11

FOR REVIEW  
ONLY NOT FOR  
CONSTRUCTION  
LEE W ABRAMSON  
C44285

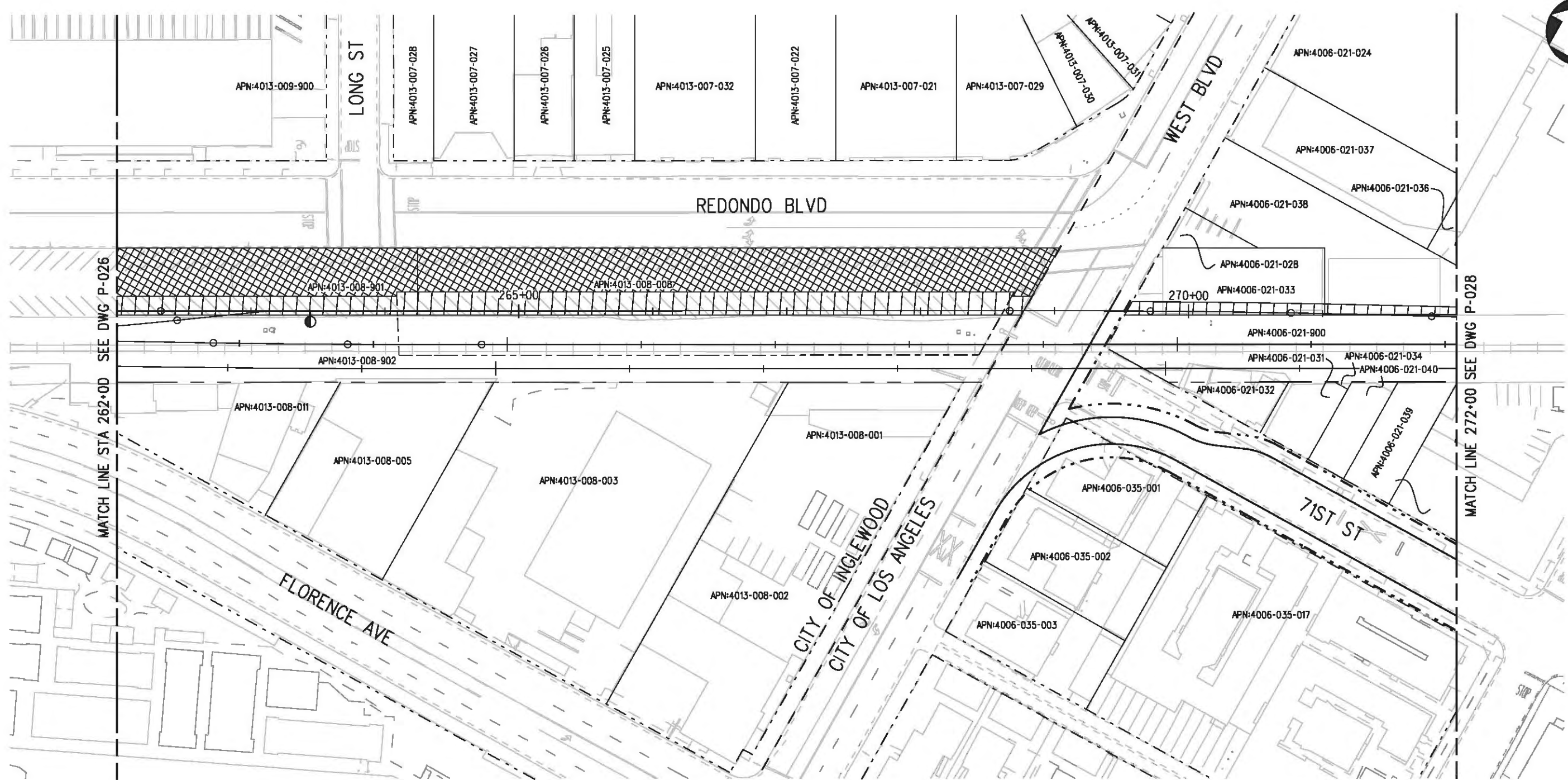
**Metro** LOS ANGELES COUNTY METROPOLITAN TRANSPORTATION AUTHORITY

**Hatch Mott MacDonald**  
6121 W. Century Blvd.  
Suite 800  
Los Angeles, CA 90045  
Phone: 310-337-0500  
Fax: 310-337-0042

CRENSHAW/LAX  
TRANSIT CORRIDOR PROJECT  
PROPOSED RIGHT OF WAY PLAN  
STA 251+00 TO STA 262+00

CONTRACT NO	E0117
DRAWING NO	P-026
SCALE	1"=40'
SHEET NO	80

USER=sto99999 10:52:20 AM 12/9/2010 c:\pwworking\hmm\st099999\dms02848\CLP027.plg  
 Pentable-MTA.TBL  
 Plot Driver - pdf\_11x17\_rev1.plt



**LEGEND:**

- |  |  |  |                           |  |  |
|--|--|--|---------------------------|--|--|
|  | BORED TUNNELING                            |  | UTILITY RELOCATION        |  | PARCEL LINE                            |
|  | CUT AND COVER TUNNEL OR STATION            |  | CONSTRUCTION LAYDOWN AREA |  | CITY LIMITS<br>(SEE DWG. P-001 NOTE 3) |
|  | STRUCTURE - CUT, FILL, AT GRADE & STATIONS |  | TUNNEL STAGING            |  | PROPOSED PUBLIC ROW                    |
|  | STRUCTURE - AERIAL                         |  | PROPOSED CURB LINE        |  | EXISTING PUBLIC ROW                    |
|  | TPSS & SIGNAL HOUSE                        |  | METRO ROW                 |  |  |
|  | TUNNEL VENTILATION                         |  |                           |  |  |
|  | PARK & RIDE & STATION FACILITIES           |  |                           |  |  |



BASE PROJECT

THE PREPARATION OF THIS DRAWING HAS BEEN FINANCED IN PART THROUGH A GRANT FROM THE U.S. DEPARTMENT OF TRANSPORTATION, FEDERAL TRANSIT ADMINISTRATION (FTA), UNDER THE FEDERAL TRANSIT ACT OF 1984, AS AMENDED, AND IN PART BY THE TAXES OF THE CITIZENS OF LOS ANGELES COUNTY AND OF THE STATE OF CALIFORNIA.

REV	DATE	BY	APP	REQ NO	EXPIRES	SEAL HOLDER	DESCRIPTION

DESIGNED BY  
 F. NOURBAKHSH  
 DRAWN BY  
 A. GIBBONS  
 CHECKED BY  
 L. ABRAMSON  
 IN CHARGE  
 G. HEAD  
 DATE  
 12-10-10

FOR REVIEW  
 ONLY NOT FOR  
 CONSTRUCTION  
 LEE W ABRAMSON  
 C44285

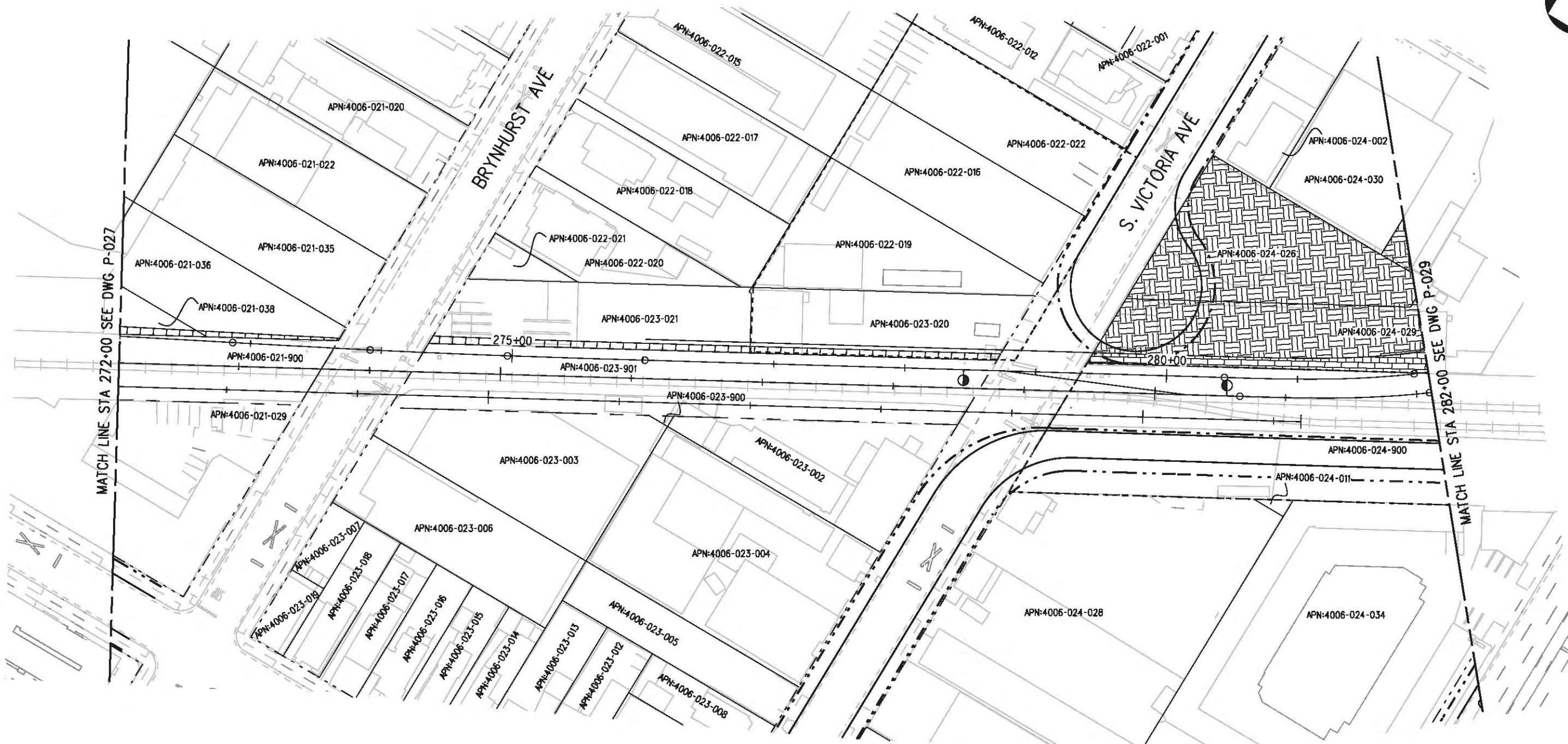


**LOS ANGELES COUNTY METROPOLITAN  
 TRANSPORTATION AUTHORITY**  
 6101 W. Century Blvd.  
 Suite 800  
 Los Angeles, CA 90045  
 Phone: 310-337-0500  
 Fax: 310-337-0042

**CRENSHAW/LAX  
 TRANSIT CORRIDOR PROJECT  
 PROPOSED RIGHT OF WAY PLAN  
 STA 262+00 TO STA 272+00**

CONTRACT NO	E0117
DRAWING NO	P-027
SCALE	1"=40'
SHEET NO	81





**LEGEND:**

- |  |  |  |                           |  |  |
|--|--|--|---------------------------|--|--|
|  | BORED TUNNELING                            |  | UTILITY RELOCATION        |  | PARCEL LINE                            |
|  | CUT AND COVER TUNNEL OR STATION            |  | CONSTRUCTION LAYDOWN AREA |  | CITY LIMITS<br>(SEE DWG. P-001 NOTE 3) |
|  | STRUCTURE - CUT, FILL, AT GRADE & STATIONS |  | TUNNEL STAGING            |  | PROPOSED PUBLIC ROW                    |
|  | STRUCTURE - AERIAL                         |  | PROPOSED CURB LINE        |  | EXISTING PUBLIC ROW                    |
|  | TPSS & SIGNAL HOUSE                        |  | METRO ROW                 |  |  |
|  | TUNNEL VENTILATION                         |  |                           |  |  |
|  | PARK & RIDE & STATION FACILITIES           |  |                           |  |  |



BASE PROJECT

USER=sto99999 12:37:59 PM 12/9/2010 c:\pwworking\hmm\st099999\dms02848\CLP028.plg  
 Pentable-MTA.TBL  
 Plot Driver - pdf\_11x17\_rev1.plt

THE PREPARATION OF THIS DRAWING HAS BEEN FINANCED IN PART THROUGH A GRANT FROM THE U.S. DEPARTMENT OF TRANSPORTATION, FEDERAL TRANSIT ADMINISTRATION (FTA), UNDER THE FEDERAL TRANSIT ACT OF 1984, AS AMENDED, AND IN PART BY THE TAXES OF THE CITIZENS OF LOS ANGELES COUNTY AND OF THE STATE OF CALIFORNIA.						
REV	DATE	BY	APP	REQ NO	EXPIRES	SEAL HOLDER

DESIGNED BY  
 F. NOURBAKHSH  
 DRAWN BY  
 P. FERREIRA  
 CHECKED BY  
 L. ABRAMSON  
 IN CHARGE  
 G. HEAD  
 DATE  
 12-10-10

FOR REVIEW  
 ONLY NOT FOR  
 CONSTRUCTION  
 LEE W ABRAMSON  
 C44285

**LOS ANGELES COUNTY METROPOLITAN TRANSPORTATION AUTHORITY**  

 6101 W. Century Blvd.  
 Suite 800  
 Los Angeles, CA 90045  
 Phone: 310-337-0500  
 Fax: 310-337-0042

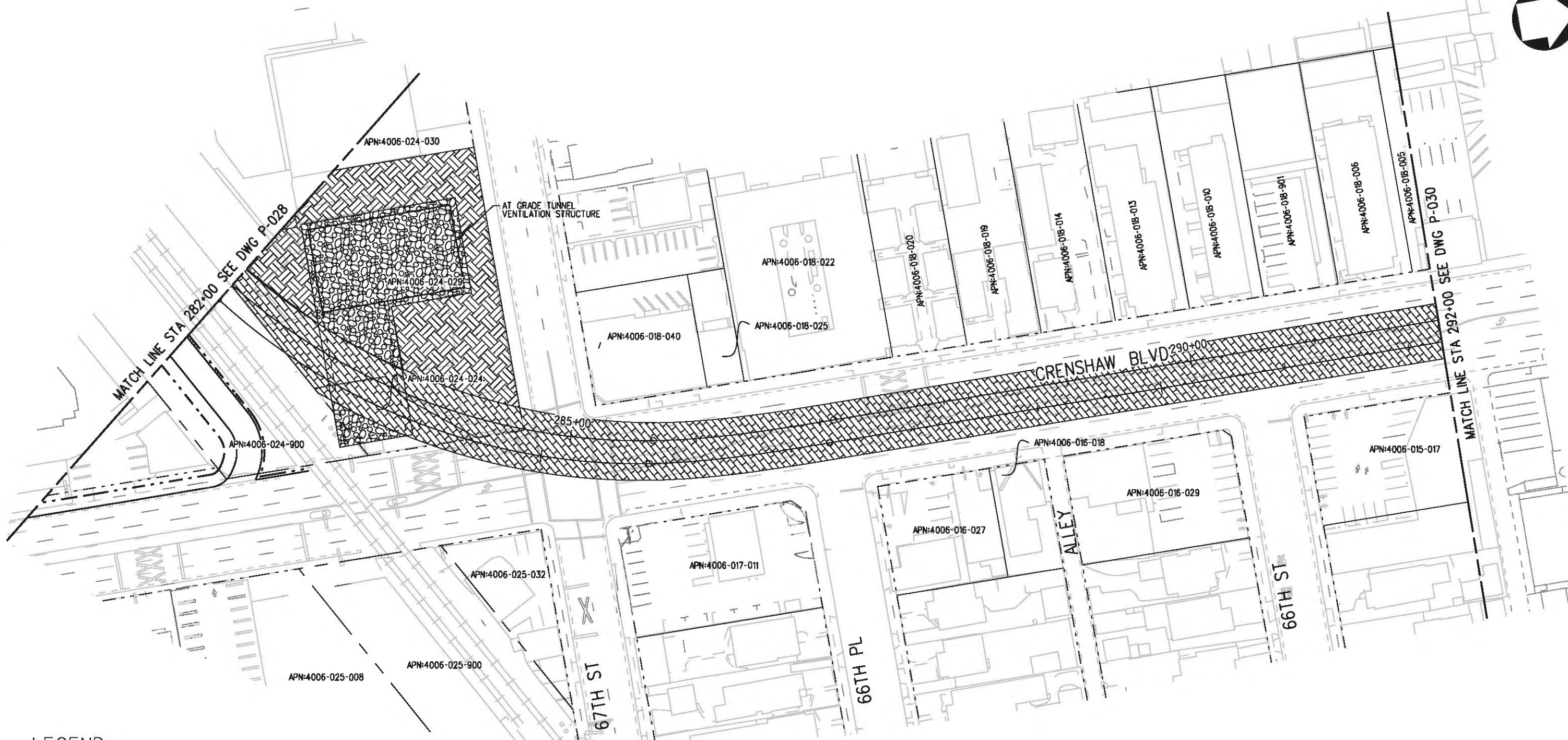
**CRENSHAW/LAX  
 TRANSIT CORRIDOR PROJECT  
 PROPOSED RIGHT OF WAY PLAN  
 STA 272+00 TO STA 282+00**

CONTRACT NO	E0117
DRAWING NO	P-028
SCALE	1"=40'
SHEET NO	82
REV	0





USER=sto99999 12:39:06 PM 12/9/2010 c:\pwworking\hmm\st099999\dms02848\CLP029.plt  
 Pentable-MTA.TBL  
 Plot Driver - pdf\_11x17\_rev1.plt



**LEGEND:**

- |  |  |  |                           |  |  |
|--|--|--|---------------------------|--|--|
|  | BORED TUNNELING                            |  | UTILITY RELOCATION        |  | PARCEL LINE                            |
|  | CUT AND COVER TUNNEL OR STATION            |  | CONSTRUCTION LAYDOWN AREA |  | CITY LIMITS<br>(SEE DWG. P-001 NOTE 3) |
|  | STRUCTURE - CUT, FILL, AT GRADE & STATIONS |  | TUNNEL STAGING            |  | PROPOSED PUBLIC ROW                    |
|  | STRUCTURE - AERIAL                         |  | PROPOSED CURB LINE        |  | EXISTING PUBLIC ROW                    |
|  | TPSS & SIGNAL HOUSE                        |  | METRO ROW                 |  |  |
|  | TUNNEL VENTILATION                         |  |                           |  |  |
|  | PARK & RIDE & STATION FACILITIES           |  |                           |  |  |



BASE PROJECT

THE PREPARATION OF THIS DRAWING HAS BEEN FINANCED IN PART THROUGH A GRANT FROM THE U.S. DEPARTMENT OF TRANSPORTATION, FEDERAL TRANSIT ADMINISTRATION (FTA), UNDER THE FEDERAL TRANSIT ACT OF 1984, AS AMENDED, AND IN PART BY THE TAXES OF THE CITIZENS OF LOS ANGELES COUNTY AND OF THE STATE OF CALIFORNIA.

REV	DATE	BY	APP	REQ NO	EXPIRES	SEAL HOLDER	DESCRIPTION

DESIGNED BY  
F. NOURBAKHSH  
 DRAWN BY  
A. GIBBONS  
 CHECKED BY  
L. ABRAMSON  
 IN CHARGE  
G. HEAD  
 DATE  
12-10-10

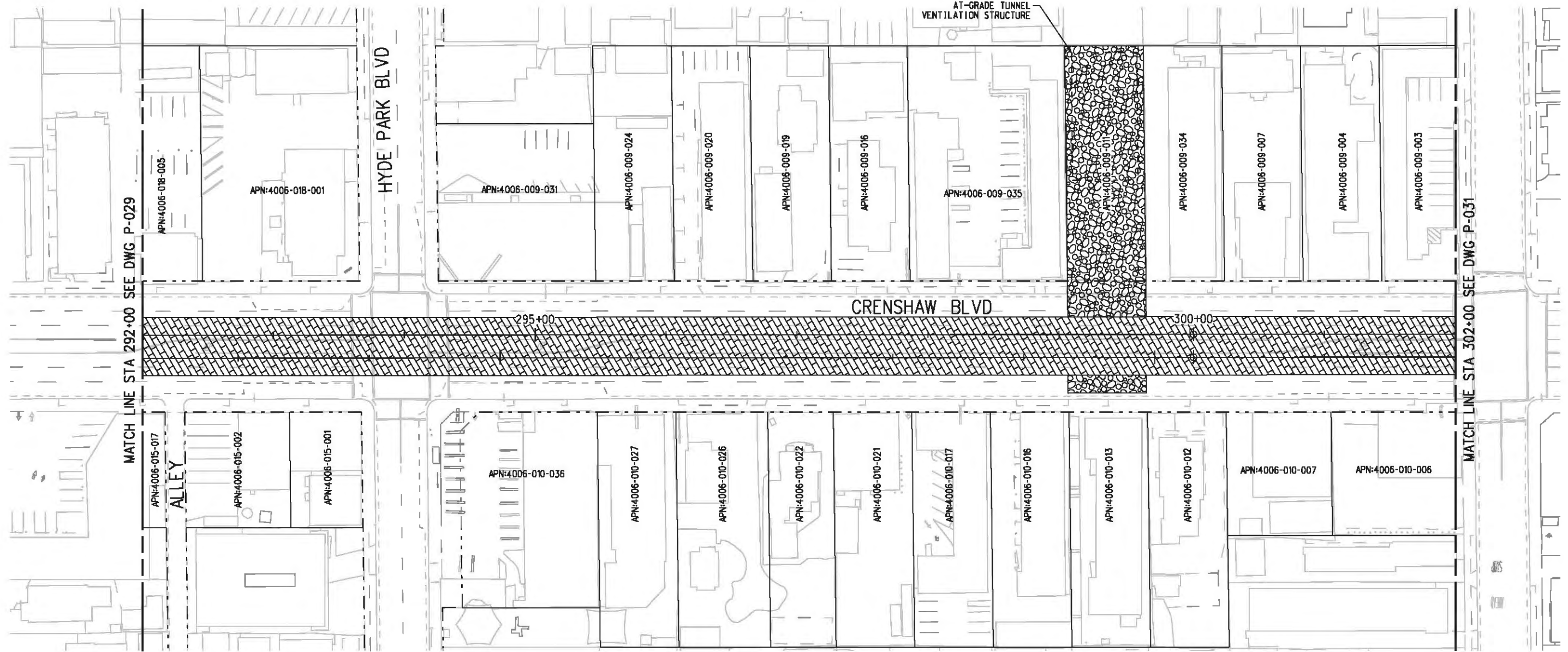
FOR REVIEW  
ONLY NOT FOR  
CONSTRUCTION  
LEE W ABRAMSON  
C44285



**LOS ANGELES COUNTY METROPOLITAN TRANSPORTATION AUTHORITY**  
 6101 W. Century Blvd.  
 Suite 800  
 Los Angeles, CA 90045  
 Phone: 310-337-0500  
 Fax: 310-337-0042

**CRENSHAW/LAX TRANSIT CORRIDOR PROJECT**  
 PROPOSED RIGHT OF WAY PLAN  
 STA 282+00 TO STA 292+00

CONTRACT NO	E0117
DRAWING NO	P-029
SCALE	1"=40'
SHEET NO	83



**LEGEND:**

	BORED TUNNELING		UTILITY RELOCATION		PARCEL LINE
	CUT AND COVER TUNNEL OR STATION		CONSTRUCTION LAYDOWN AREA		CITY LIMITS (SEE DWG. P-001 NOTE 3)
	STRUCTURE - CUT, FILL, AT GRADE & STATIONS		TUNNEL STAGING		
	STRUCTURE - AERIAL		PROPOSED PUBLIC ROW		
	TPSS & SIGNAL HOUSE		PROPOSED CURB LINE		
	TUNNEL VENTILATION		EXISTING PUBLIC ROW		
	PARK & RIDE & STATION FACILITIES		METRO ROW		



BASE PROJECT

USER=VAS55585 7:45:28 AM 12/9/2010 c:\pwworking\hmm\vas55585\dms02848\CLP030.plg  
 Pentable-MTA.TBL Plot Driver - pdf\_11x17\_rev1.plt

THE PREPARATION OF THIS DRAWING HAS BEEN FINANCED IN PART THROUGH A GRANT FROM THE U.S. DEPARTMENT OF TRANSPORTATION, FEDERAL TRANSIT ADMINISTRATION (FTA), UNDER THE FEDERAL TRANSIT ACT OF 1984, AS AMENDED, AND IN PART BY THE TAXES OF THE CITIZENS OF LOS ANGELES COUNTY AND OF THE STATE OF CALIFORNIA.							
REV	DATE	BY	APP	REQ NO	EXPIRES	SEAL HOLDER	DESCRIPTION

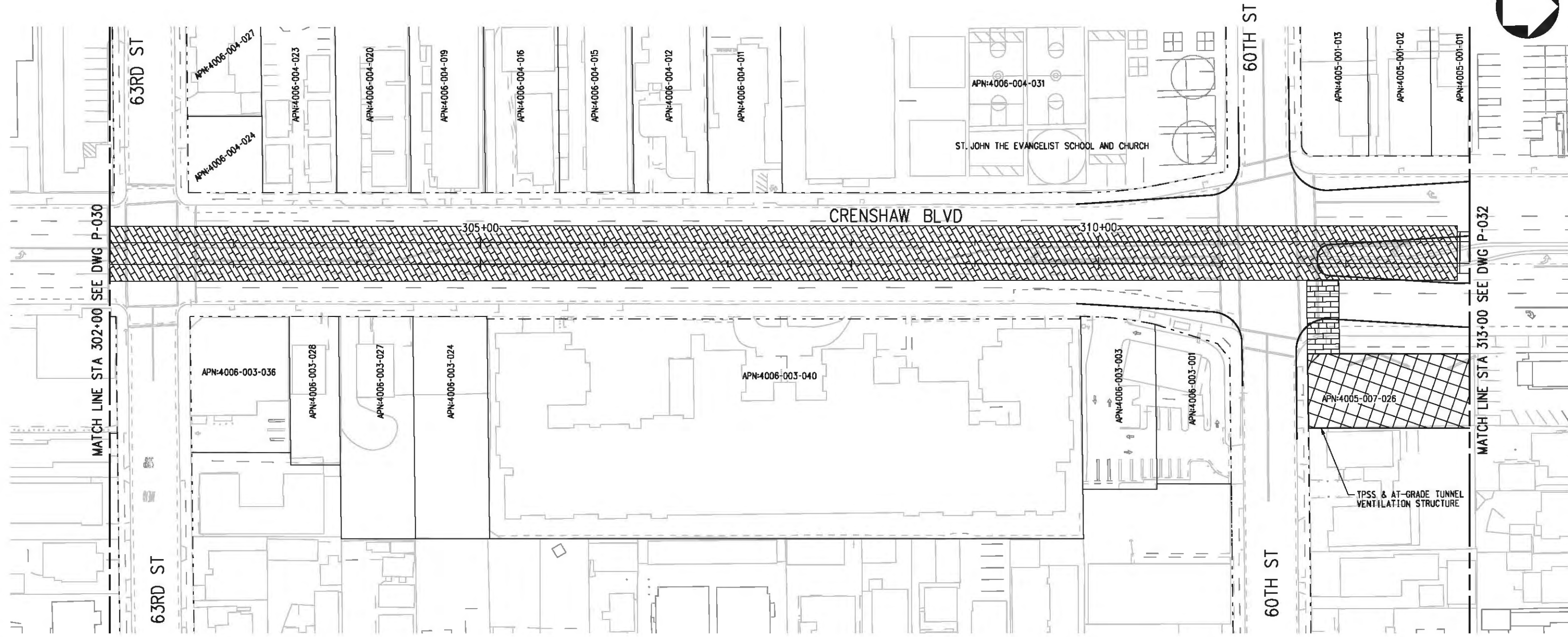

DESIGNED BY  
F. NOURBAKHSH  
 DRAWN BY  
A. GIBBONS  
 CHECKED BY  
L. ABRAMSON  
 IN CHARGE  
G. HEAD  
 DATE  
12-10-10

FOR REVIEW ONLY NOT FOR CONSTRUCTION  
 LEE W ABRAMSON  
 C44285

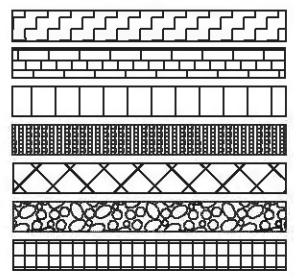
**LOS ANGELES COUNTY METROPOLITAN TRANSPORTATION AUTHORITY**  

 6101 W. Century Blvd.  
 Suite 800  
 Los Angeles, CA 90045  
 Phone: 310-337-0500  
 Fax: 310-337-0042


<b>CRENSHAW/LAX TRANSIT CORRIDOR PROJECT</b> PROPOSED RIGHT OF WAY PLAN STA 292+00 TO STA 302+00		CONTRACT NO <b>E0117</b>
DRAWING NO <b>P-030</b>	REV <b>0</b>	
SCALE <b>1"=40'</b>		
SHEET NO <b>84</b>		



LEGEND:



BORED TUNNELING  
 CUT AND COVER TUNNEL OR STATION  
 STRUCTURE - CUT, FILL, AT GRADE & STATIONS  
 STRUCTURE - AERIAL  
 TPSS & SIGNAL HOUSE  
 TUNNEL VENTILATION  
 PARK & RIDE & STATION FACILITIES



UTILITY RELOCATION  
 CONSTRUCTION LAYDOWN AREA  
 TUNNEL STAGING  
 PROPOSED PUBLIC ROW  
 PROPOSED CURB LINE  
 EXISTING PUBLIC ROW  
 METRO ROW

PARCEL LINE  
 CITY LIMITS  
 (SEE DWG. P-001 NOTE 3)



BASE PROJECT

THE PREPARATION OF THIS DRAWING HAS BEEN FINANCED IN PART THROUGH A GRANT FROM THE U.S. DEPARTMENT OF TRANSPORTATION, FEDERAL TRANSIT ADMINISTRATION (FTA), UNDER THE FEDERAL TRANSIT ACT OF 1984, AS AMENDED, AND IN PART BY THE TAXES OF THE CITIZENS OF LOS ANGELES COUNTY AND OF THE STATE OF CALIFORNIA.							
REV	DATE	BY	APP	REQ NO	EXPIRES	SEAL HOLDER	DESCRIPTION

DESIGNED BY  
F. NOURBAKHSH  
 DRAWN BY  
A. GIBBONS  
 CHECKED BY  
L. ABRAMSON  
 IN CHARGE  
G. HEAD  
 DATE  
12-10-10

FOR REVIEW ONLY NOT FOR CONSTRUCTION  
 LEE W ABRAMSON  
 C44285

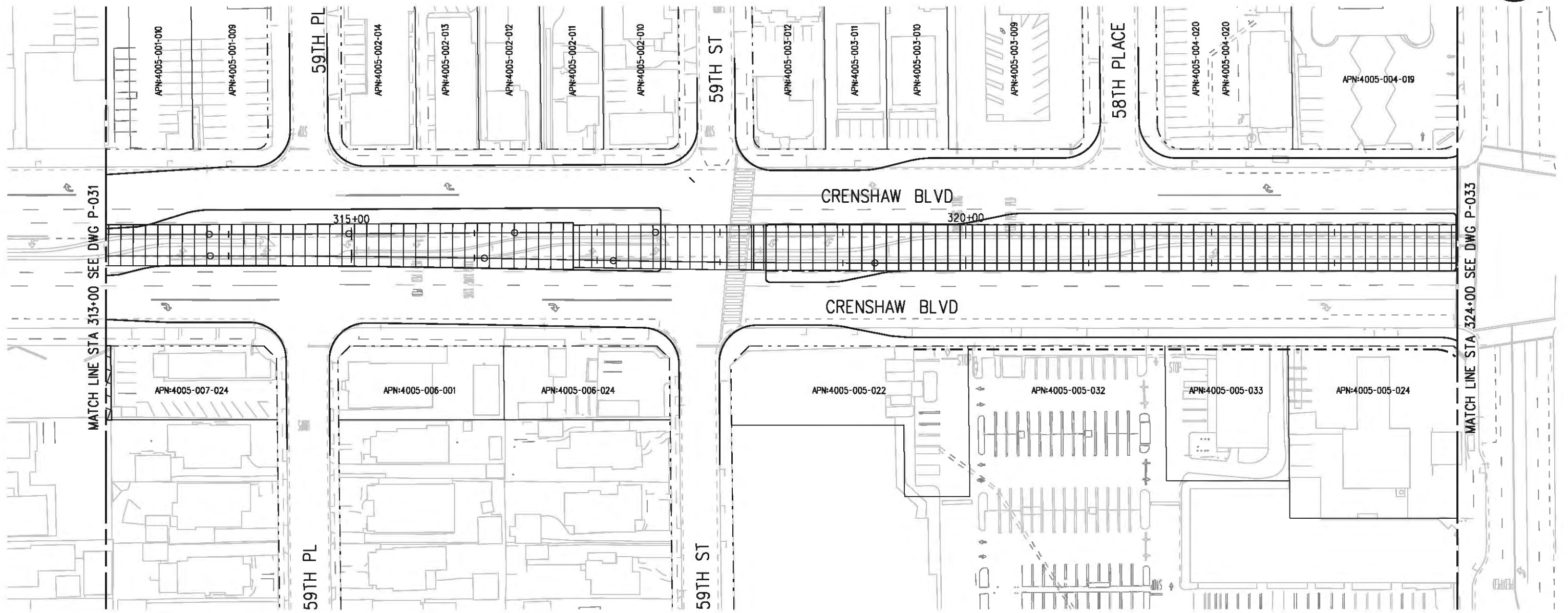


LOS ANGELES COUNTY METROPOLITAN TRANSPORTATION AUTHORITY  
 6101 W. Century Blvd.  
 Suite 800  
 Los Angeles, CA 90045  
 Phone: 310-337-0500  
 Fax: 310-337-0042

CRENSHAW/LAX TRANSIT CORRIDOR PROJECT  
 PROPOSED RIGHT OF WAY PLAN  
 STA 302+00 TO STA 313+00

CONTRACT NO	E0117
DRAWING NO	P-031
SCALE	1"=40'
SHEET NO	85





**LEGEND:**

	BORED TUNNELING		UTILITY RELOCATION		PARCEL LINE
	CUT AND COVER TUNNEL OR STATION		CONSTRUCTION LAYDOWN AREA		CITY LIMITS (SEE DWG. P-001 NOTE 3)
	STRUCTURE - CUT, FILL, AT GRADE & STATIONS		TUNNEL STAGING		PROPOSED PUBLIC ROW
	STRUCTURE - AERIAL		PROPOSED CURB LINE		EXISTING PUBLIC ROW
	TPSS & SIGNAL HOUSE		METRO ROW		
	TUNNEL VENTILATION				
	PARK & RIDE & STATION FACILITIES				



BASE PROJECT

USER=sto99999 12:41:20 PM 12/9/2010 c:\pwworking\hmm\st099999\dms02848\CLP032.plt  
 Pentable-MTA.TBL  
 Plot Driver - pdf\_11x17\_rev1.plt

THE PREPARATION OF THIS DRAWING HAS BEEN FINANCED IN PART THROUGH A GRANT FROM THE U.S. DEPARTMENT OF TRANSPORTATION, FEDERAL TRANSIT ADMINISTRATION (FTA), UNDER THE FEDERAL TRANSIT ACT OF 1984, AS AMENDED, AND IN PART BY THE TAXES OF THE CITIZENS OF LOS ANGELES COUNTY AND OF THE STATE OF CALIFORNIA.							
REV	DATE	BY	APP	REQ NO	EXPIRES	SEAL HOLDER	DESCRIPTION

DESIGNED BY  
 F. NOURBAKHSH  
 DRAWN BY  
 A. GIBBONS  
 CHECKED BY  
 L. ABRAMSON  
 IN CHARGE  
 G. HEAD  
 DATE  
 12-10-10

FOR REVIEW  
 ONLY NOT FOR  
 CONSTRUCTION  
 LEE W ABRAMSON  
 C44285

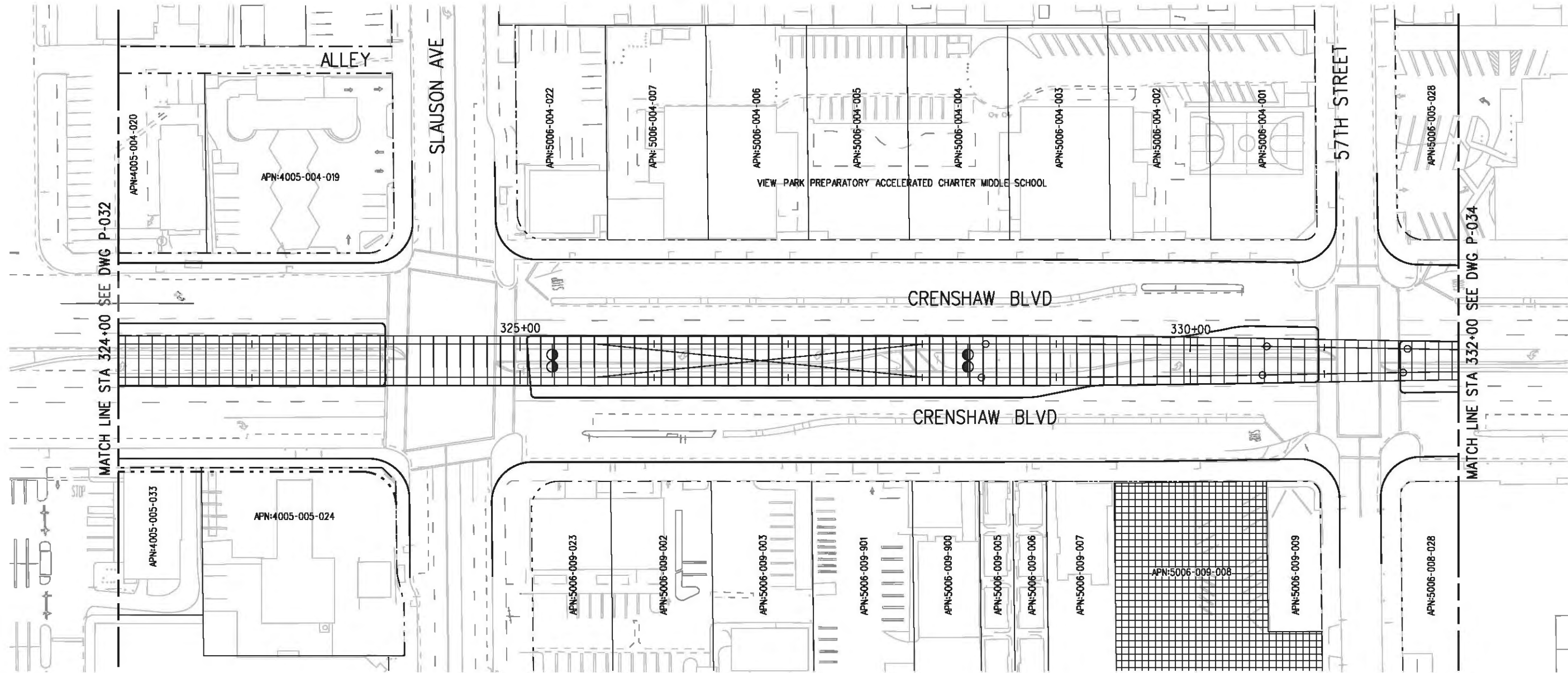
**LOS ANGELES COUNTY METROPOLITAN TRANSPORTATION AUTHORITY**  

 6101 W. Century Blvd.  
 Suite 800  
 Los Angeles, CA 90045  
 Phone: 310-337-0500  
 Fax: 310-337-0042

**CRENSHAW/LAX**  
**TRANSIT CORRIDOR PROJECT**  
**PROPOSED RIGHT OF WAY PLAN**  
**STA 313+00 TO STA 324+00**

CONTRACT NO	E0117
DRAWING NO	P-032
SCALE	1"=40'
SHEET NO	86





**LEGEND:**

- |  |  |  |                           |  |                                 |
|--|--|--|---------------------------|--|---------------------------------|
|  | BORED TUNNELING                            |  | UTILITY RELOCATION        |  | PARCEL LINE                     |
|  | CUT AND COVER TUNNEL OR STATION            |  | CONSTRUCTION LAYDOWN AREA |  | CITY LIMITS<br>(SEE DWG. P-001) |
|  | STRUCTURE - CUT, FILL, AT GRADE & STATIONS |  | TUNNEL STAGING            |  | PROPOSED PUBLIC ROW             |
|  | STRUCTURE - AERIAL                         |  | PROPOSED CURB LINE        |  | EXISTING PUBLIC ROW             |
|  | TPSS & SIGNAL HOUSE                        |  | METRO ROW                 |  |                                 |
|  | TUNNEL VENTILATION                         |  |                           |  |                                 |
|  | PARK & RIDE & STATION FACILITIES           |  |                           |  |                                 |



USER-SOL57960 3:35:04 PM 8/24/2011 G:\eas-feir\Proposed ROW\CLP033.plg  
 Pentable-MTA.TBL  
 Plot Driver - pdf\_11x17\_rev1.plt

THE PREPARATION OF THIS DRAWING HAS BEEN FINANCED IN PART THROUGH A GRANT FROM THE U.S. DEPARTMENT OF TRANSPORTATION, FEDERAL TRANSIT ADMINISTRATION (FTA), UNDER THE FEDERAL TRANSIT ACT OF 1984, AS AMENDED, AND IN PART BY THE TAXES OF THE CITIZENS OF LOS ANGELES COUNTY AND OF THE STATE OF CALIFORNIA.							
REV	DATE	BY	APP	REG NO	EXPIRES	SEAL HOLDER	DESCRIPTION

DESIGNED BY  
 F. NOURBAKHSH  
 DRAWN BY  
 A. GIBBONS  
 CHECKED BY  
 L. ABRAMSON  
 IN CHARGE  
 G. HEAD  
 DATE

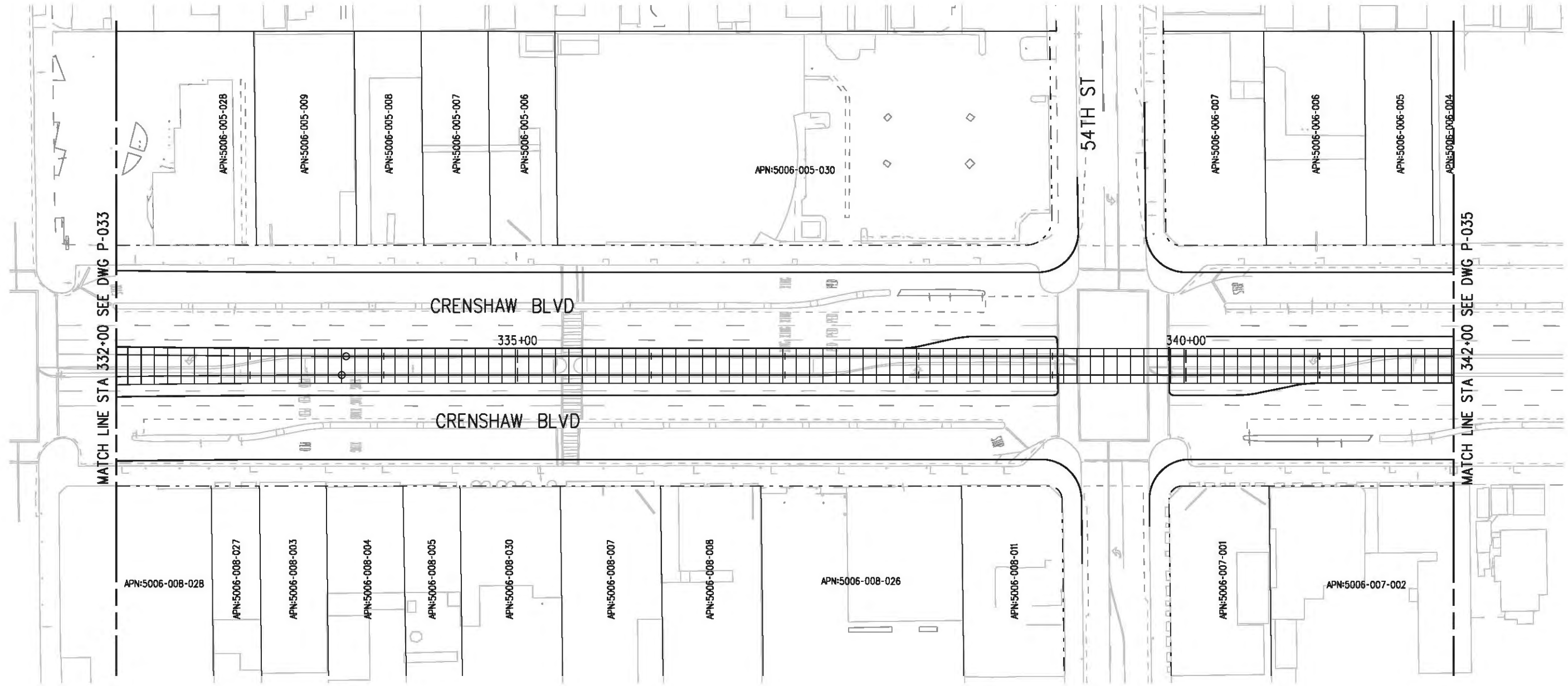

FOR REVIEW  
 ONLY NOT FOR  
 CONSTRUCTION  
 LEE W ABRAMSON  
 C44285

**LOS ANGELES COUNTY METROPOLITAN TRANSPORTATION AUTHORITY**  

 6121 W. Century Blvd.  
 Suite 800  
 Los Angeles, CA 90045  
 Phone: 310-337-0500  
 Fax: 310-337-0042

**CRENSHAW/LAX  
 TRANSIT CORRIDOR PROJECT  
 PROPOSED RIGHT OF WAY PLAN  
 STA 324+00 TO STA 332+00**


CONTRACT NO	E0117
DRAWING NO	P-033
SCALE	1"=40'
SHEET NO	87




MATCH LINE STA 332+00 SEE DWG P-033

MATCH LINE STA 342+00 SEE DWG P-035

LEGEND:



BORED TUNNELING  
 CUT AND COVER TUNNEL OR STATION  
 STRUCTURE - CUT, FILL, AT GRADE & STATIONS  
 STRUCTURE - AERIAL  
 TPSS & SIGNAL HOUSE  
 TUNNEL VENTILATION  
 PARK & RIDE & STATION FACILITIES



UTILITY RELOCATION  
 CONSTRUCTION LAYDOWN AREA  
 TUNNEL STAGING  
 PROPOSED PUBLIC ROW  
 PROPOSED CURB LINE  
 EXISTING PUBLIC ROW  
 METRO ROW

PARCEL LINE  
 CITY LIMITS  
 (SEE DWG. P-001 NOTE 3)



BASE PROJECT

Plot Driver - pdf\_11x17\_rev1.plt Pentable-MTA.TBL USER-sta99999 12:43:32 PM 12/9/2010 c:\pwworking\hmm\st099999\dms02848\CLP034.plg

THE PREPARATION OF THIS DRAWING HAS BEEN FINANCED IN PART THROUGH A GRANT FROM THE U.S. DEPARTMENT OF TRANSPORTATION, FEDERAL TRANSIT ADMINISTRATION (FTA), UNDER THE FEDERAL TRANSIT ACT OF 1984, AS AMENDED, AND IN PART BY THE TAXES OF THE CITIZENS OF LOS ANGELES COUNTY AND OF THE STATE OF CALIFORNIA.

REV	DATE	BY	APP	REQ NO	EXPIRES	SEAL HOLDER	DESCRIPTION

DESIGNED BY  
F. NOURBAKHSH  
 DRAWN BY  
A. GIBBONS  
 CHECKED BY  
L. ABRAMSON  
 IN CHARGE  
G. HEAD  
 DATE  
12-10-10

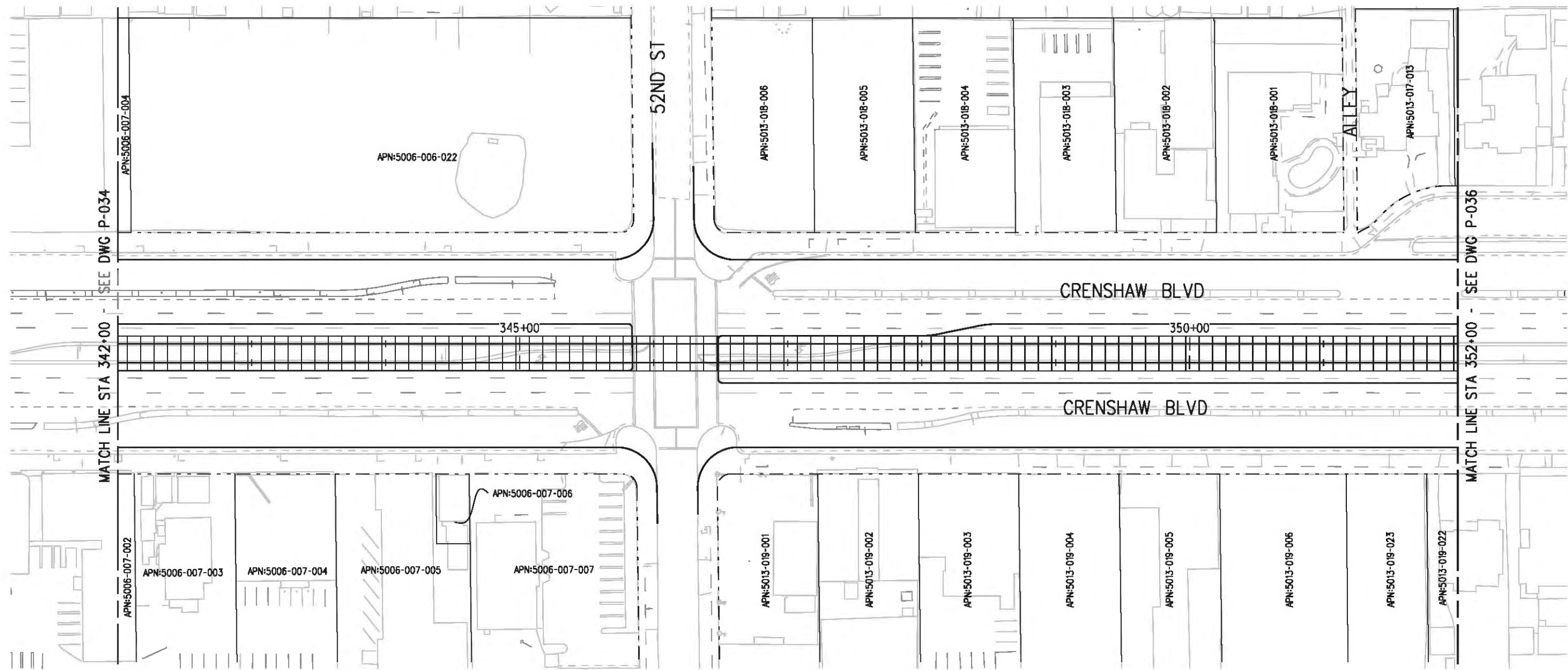
FOR REVIEW ONLY NOT FOR CONSTRUCTION  
 LEE W ABRAMSON  
 C44285

LOS ANGELES COUNTY METROPOLITAN TRANSPORTATION AUTHORITY

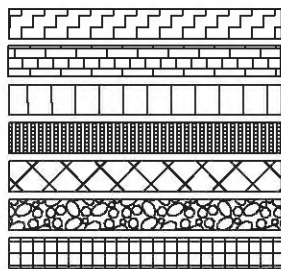
6101 W. Century Blvd.  
 Suite 800  
 Los Angeles, CA 90045  
 Phone: 310-337-0500  
 Fax: 310-337-0042

CRENSHAW/LAX TRANSIT CORRIDOR PROJECT  
 PROPOSED RIGHT OF WAY PLAN  
 STA 332+00 TO STA 342+00


CONTRACT NO	E0117
DRAWING NO	P-034
SCALE	1"=40'
SHEET NO	88



**LEGEND:**



BORED TUNNELING  
 CUT AND COVER TUNNEL OR STATION  
 STRUCTURE - CUT, FILL, AT GRADE & STATIONS  
 STRUCTURE - AERIAL  
 TPSS & SIGNAL HOUSE  
 TUNNEL VENTILATION  
 PARK & RIDE & STATION FACILITIES



UTILITY RELOCATION  
 CONSTRUCTION LAYDOWN AREA  
 TUNNEL STAGING  
 PROPOSED PUBLIC ROW  
 PROPOSED CURB LINE  
 EXISTING PUBLIC ROW  
 METRO ROW

PARCEL LINE  
 CITY LIMITS  
 (SEE DWG. P-001 NOTE 3)



BASE PROJECT

Plot Driver - pdf\_11x17\_rev1.plt  
 Pentable-MTA.TBL  
 USER=sto99999 12:44:31 PM 12/9/2010 c:\pwworking\hmm\st099999\dms02848\CLP035.plg

THE PREPARATION OF THIS DRAWING HAS BEEN FINANCED IN PART THROUGH A GRANT FROM THE U.S. DEPARTMENT OF TRANSPORTATION, FEDERAL TRANSIT ADMINISTRATION (FTA), UNDER THE FEDERAL TRANSIT ACT OF 1984, AS AMENDED, AND IN PART BY THE TAXES OF THE CITIZENS OF LOS ANGELES COUNTY AND OF THE STATE OF CALIFORNIA.

REV	DATE	BY	APP	REQ NO	EXPIRES	SEAL HOLDER	DESCRIPTION

DESIGNED BY  
F. NOURBAKHSH  
 DRAWN BY  
A. GIBBONS  
 CHECKED BY  
L. ABRAMSON  
 IN CHARGE  
G. HEAD  
 DATE  
12-10-10

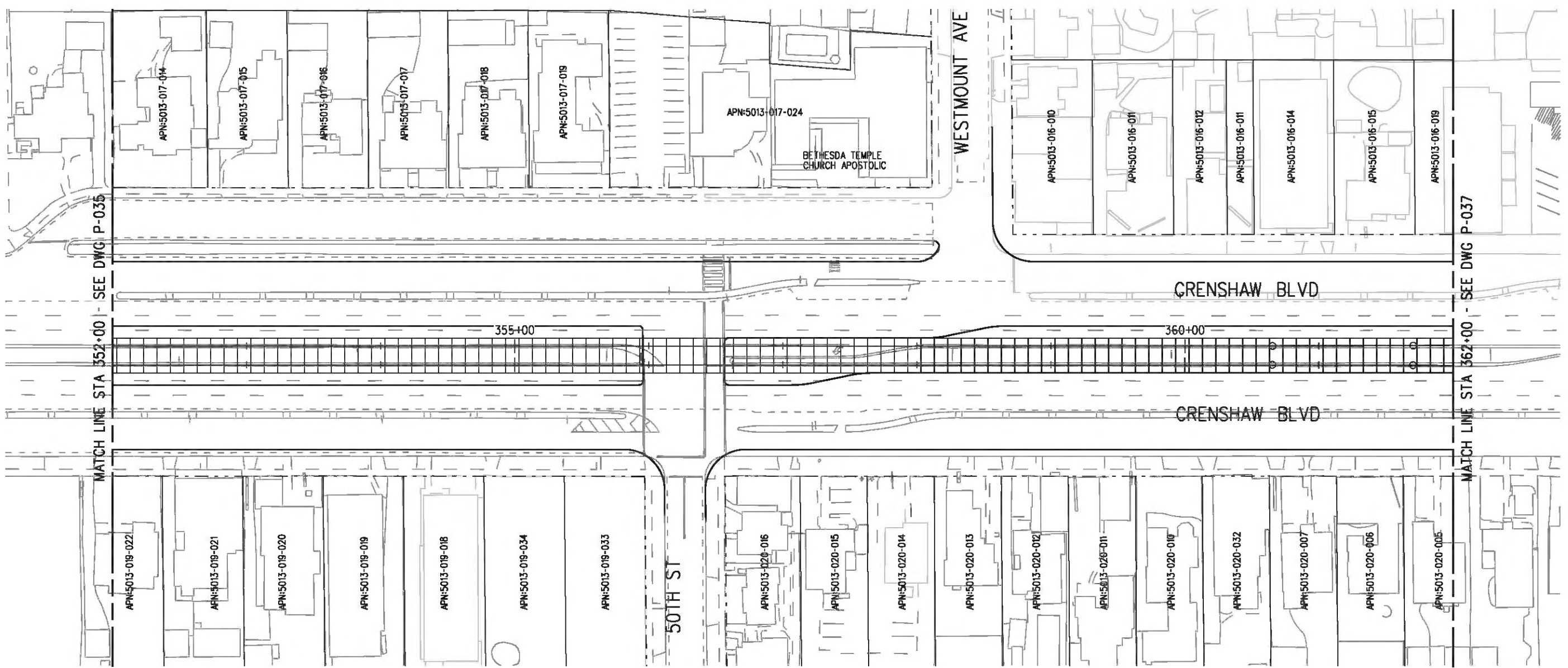
FOR REVIEW ONLY NOT FOR CONSTRUCTION  
 LEE W ABRAMSON  
 C44285



LOS ANGELES COUNTY METROPOLITAN TRANSPORTATION AUTHORITY  
 6101 W. Century Blvd.  
 Suite 800  
 Los Angeles, CA 90045  
 Phone: 310-337-0500  
 Fax: 310-337-0042

CRENSHAW/LAX  
 TRANSIT CORRIDOR PROJECT  
 PROPOSED RIGHT OF WAY PLAN  
 STA 342+00 TO STA 352+00

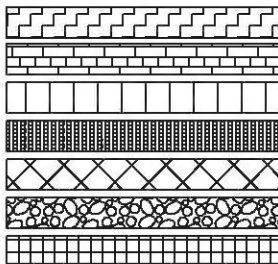
CONTRACT NO	E0117
DRAWING NO	P-035
SCALE	1"=40'
SHEET NO	89




MATCH LINE STA 352+00 - SEE DWG P-035

MATCH LINE STA 362+00 - SEE DWG P-037

**LEGEND:**



BORED TUNNELING  
 CUT AND COVER TUNNEL OR STATION  
 STRUCTURE - CUT, FILL, AT GRADE & STATIONS  
 STRUCTURE - AERIAL  
 TPSS & SIGNAL HOUSE  
 TUNNEL VENTILATION  
 PARK & RIDE & STATION FACILITIES



UTILITY RELOCATION  
 CONSTRUCTION LAYDOWN AREA  
 TUNNEL STAGING  
 PROPOSED PUBLIC ROW  
 PROPOSED CURB LINE  
 EXISTING PUBLIC ROW  
 METRO ROW

PARCEL LINE  
 CITY LIMITS  
 (SEE DWG. P-001 NOTE 3)



BASE PROJECT

Plot Driver - pdf\_11x17\_rev1.plt Pentable-MTA.TBL USER-sto99999 12:45:53 PM 12/9/2010 c:\pwworking\hmm\stog99999\dms02848\CLP036.plg

THE PREPARATION OF THIS DRAWING HAS BEEN FINANCED IN PART THROUGH A GRANT FROM THE U.S. DEPARTMENT OF TRANSPORTATION, FEDERAL TRANSIT ADMINISTRATION (FTA), UNDER THE FEDERAL TRANSIT ACT OF 1984, AS AMENDED, AND IN PART BY THE TAXES OF THE CITIZENS OF LOS ANGELES COUNTY AND OF THE STATE OF CALIFORNIA.

REV	DATE	BY	APP	REQ NO	EXPIRES	SEAL HOLDER	DESCRIPTION

DESIGNED BY  
F. NOURBAKHSH  
 DRAWN BY  
A. GIBBONS  
 CHECKED BY  
L. ABRAMSON  
 IN CHARGE  
G. HEAD  
 DATE  
12-10-10

FOR REVIEW ONLY NOT FOR CONSTRUCTION  
 LEE W ABRAMSON  
 C44285

LOS ANGELES COUNTY METROPOLITAN TRANSPORTATION AUTHORITY

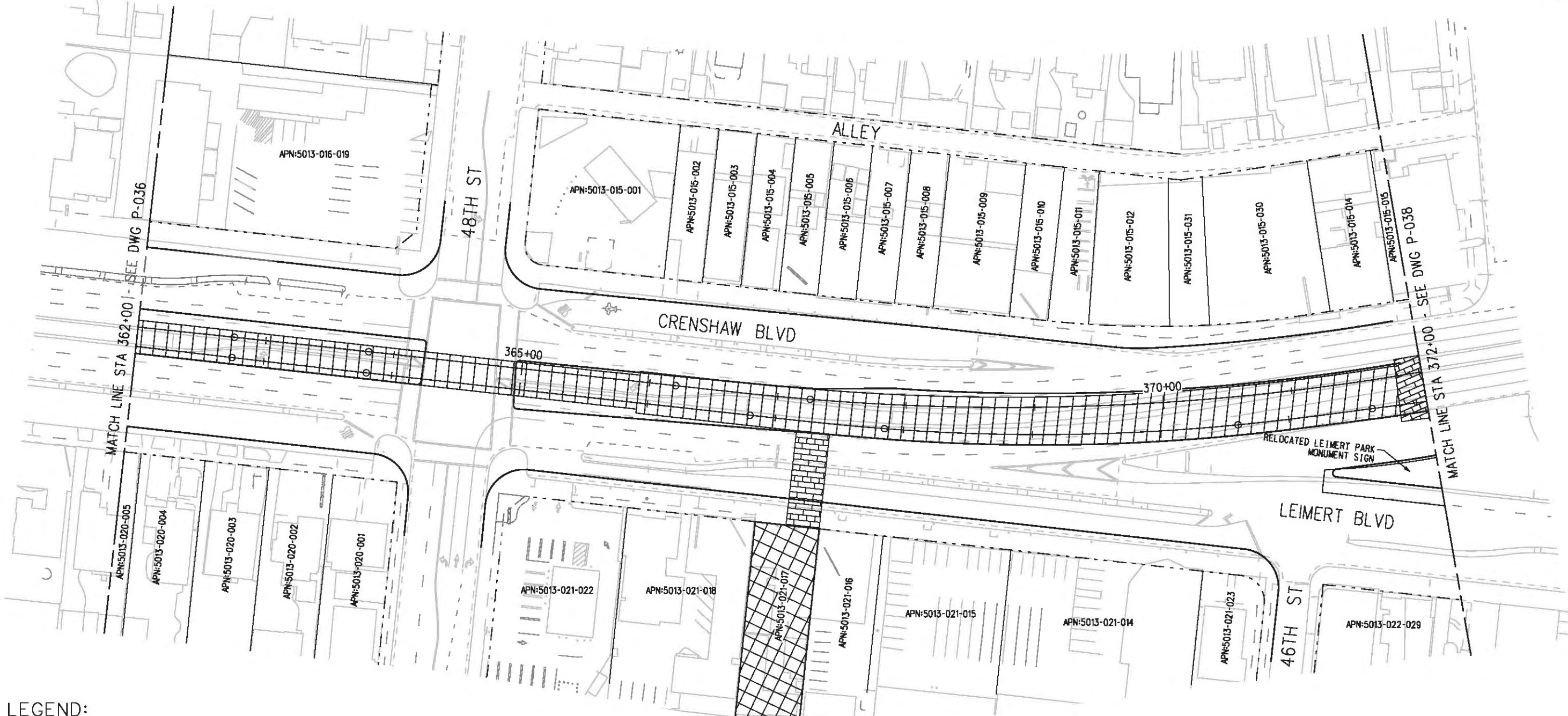
6101 W. Century Blvd.  
 Suite 800  
 Los Angeles, CA 90045  
 Phone: 310-337-0500  
 Fax: 310-337-0042

CONTRACT NO  
E0117  
 DRAWING NO  
P-036  
 SCALE  
1"=40'  
 SHEET NO  
90

CRENSHAW/LAX  
 TRANSIT CORRIDOR PROJECT  
 PROPOSED RIGHT OF WAY PLAN  
 STA 352+00 TO STA 362+00

CONTRACT NO	E0117
DRAWING NO	P-036
SCALE	1"=40'
SHEET NO	90





**LEGEND:**

- |  |  |  |                           |  |  |
|--|--|--|---------------------------|--|--|
|  | BORED TUNNELING                            |  | UTILITY RELOCATION        |  | PARCEL LINE                            |
|  | CUT AND COVER TUNNEL OR STATION            |  | CONSTRUCTION LAYDOWN AREA |  | CITY LIMITS<br>(SEE DWG. P-001 NOTE 3) |
|  | STRUCTURE - CUT, FILL, AT GRADE & STATIONS |  | TUNNEL STAGING            |  | PROPOSED PUBLIC ROW                    |
|  | STRUCTURE - AERIAL                         |  | PROPOSED CURB LINE        |  | EXISTING PUBLIC ROW                    |
|  | TPSS & SIGNAL HOUSE                        |  | METRO ROW                 |  |  |
|  | TUNNEL VENTILATION                         |  |                           |  |  |
|  | PARK & RIDE & STATION FACILITIES           |  |                           |  |  |



BASE PROJECT

USER=sta99999 12:46:54 PM 12/9/2010 c:\pwworking\hmm\sta99999\dms02848\CLP037.plt  
 Pentable-MTA.TBL  
 Plot Driver - pdf\_11x17\_rev1.plt

REV	DATE	BY	APP	REQ NO	EXPIRES	SEAL HOLDER	DESCRIPTION

DESIGNED BY  
 F. NOURBAKHSH  
 DRAWN BY  
 A. GIBBONS  
 CHECKED BY  
 L. ABRAMSON  
 IN CHARGE  
 G. HEAD  
 DATE  
 12-10-10

FOR REVIEW  
 ONLY NOT FOR  
 CONSTRUCTION  
 LEE W ABRAMSON  
 C44285

**LOS ANGELES COUNTY METROPOLITAN  
 TRANSPORTATION AUTHORITY**  
 6101 W. Century Blvd.  
 Suite 800  
 Los Angeles, CA 90045  
 Phone: 310-337-0500  
 Fax: 310-337-0042

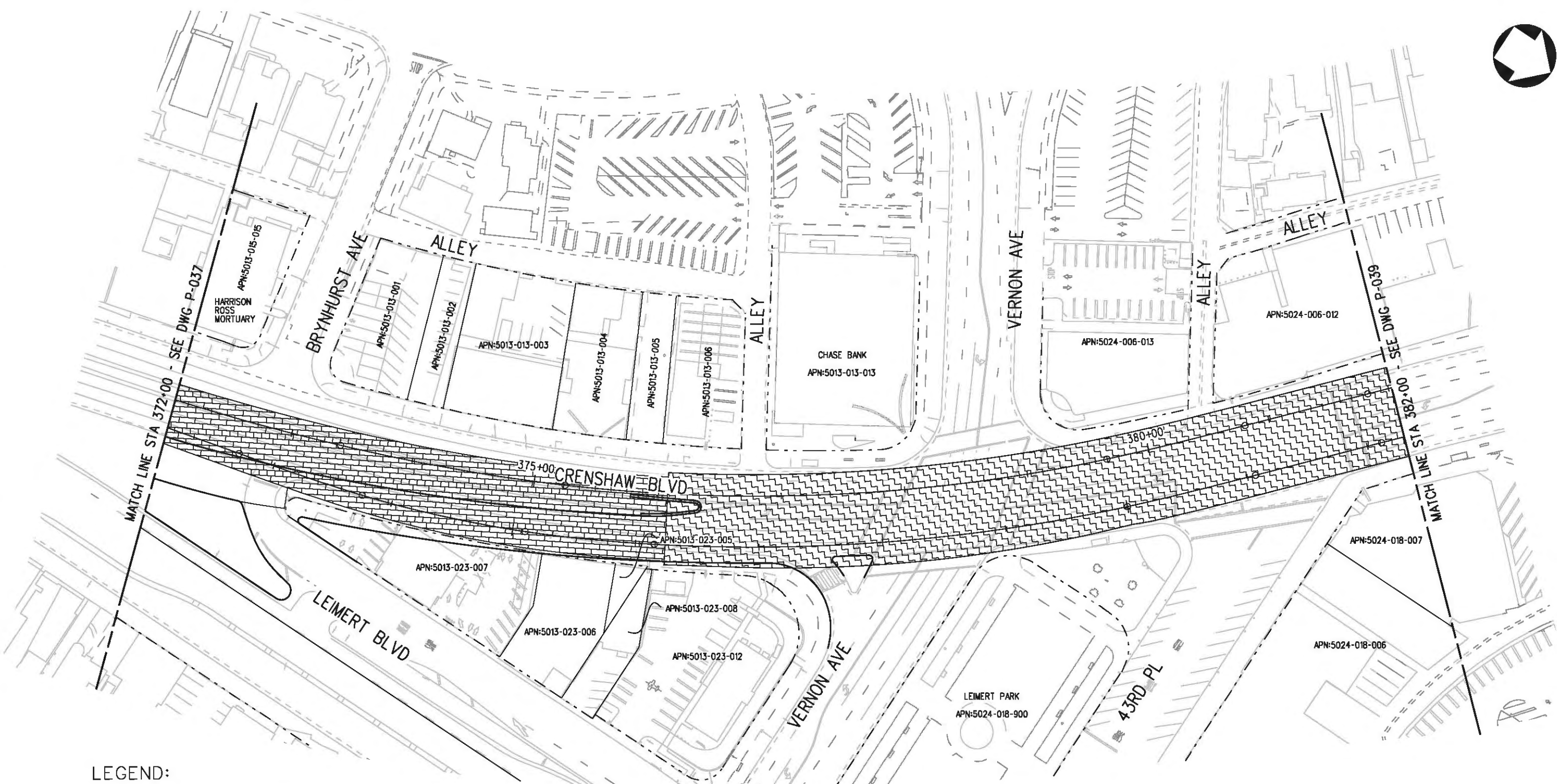
**LOS ANGELES COUNTY METROPOLITAN  
 TRANSPORTATION AUTHORITY**

**CRENSHAW/LAX  
 TRANSIT CORRIDOR PROJECT  
 PROPOSED RIGHT OF WAY PLAN  
 STA 362+00 TO STA 372+00**

CONTRACT NO	E0117
DRAWING NO	P-037
SCALE	1"=40'
SHEET NO	91



Plot Driver - pdf\_11x17\_rev1.plt Pentable-MTA.TBL USER-sto99999 12:47:57 PM 12/9/2010 c:\pwworking\hmm\st099999\dms02848\CLP038.plg



LEGEND:

- BORED TUNNELING
- CUT AND COVER TUNNEL OR STATION
- STRUCTURE - CUT, FILL, AT GRADE & STATIONS
- STRUCTURE - AERIAL
- TPSS & SIGNAL HOUSE
- TUNNEL VENTILATION
- PARK & RIDE & STATION FACILITIES
- UTILITY RELOCATION
- CONSTRUCTION LAYDOWN AREA
- TUNNEL STAGING
- PROPOSED PUBLIC ROW
- PROPOSED CURB LINE
- EXISTING PUBLIC ROW
- METRO ROW
- PARCEL LINE
- CITY LIMITS (SEE DWG. P-001 NOTE 3)



BASE PROJECT

THE PREPARATION OF THIS DRAWING HAS BEEN FINANCED IN PART THROUGH A GRANT FROM THE U.S. DEPARTMENT OF TRANSPORTATION, FEDERAL TRANSIT ADMINISTRATION (FTA), UNDER THE FEDERAL TRANSIT ACT OF 1984, AS AMENDED, AND IN PART BY THE TAXES OF THE CITIZENS OF LOS ANGELES COUNTY AND OF THE STATE OF CALIFORNIA.							
REV	DATE	BY	APP	REQ NO	EXPIRES	SEAL HOLDER	DESCRIPTION

DESIGNED BY  
F. NOURBAKHSH  
DRAWN BY  
A. GIBBONS  
CHECKED BY  
L. ABRAMSON  
IN CHARGE  
G. HEAD  
DATE  
12-10-10

FOR REVIEW ONLY NOT FOR CONSTRUCTION  
LEE W ABRAMSON  
C44285

**M Metro** LOS ANGELES COUNTY METROPOLITAN TRANSPORTATION AUTHORITY

**Hatch Mott MacDonald** 6101 W. Century Blvd. Suite 800 Los Angeles, CA 90045 Phone: 310-337-0500 Fax: 310-337-0042

CRENSHAW/LAX TRANSIT CORRIDOR PROJECT  
PROPOSED RIGHT OF WAY PLAN  
STA 372+00 TO STA 382+00

CONTRACT NO	E0117
DRAWING NO	P-038
SCALE	1"=40'
SHEET NO	92



Plot Driver - pdf\_11x17\_rev1.plt  
 USER=sto99999 8:55:59 AM 12/9/2010 c:\pwworking\hmm\st099999\dms02848\CLP039.plg



**LEGEND:**

- |  |  |  |                           |  |                                       |
|--|--|--|---------------------------|--|---------------------------------------|
|  | BORED TUNNELING                            |  | UTILITY RELOCATION        |  | PARCEL LINE                           |
|  | CUT AND COVER TUNNEL OR STATION            |  | CONSTRUCTION LAYDOWN AREA |  | CITY LIMITS<br>(SEE DWG. P-D01NOTE 3) |
|  | STRUCTURE - CUT, FILL, AT GRADE & STATIONS |  | TUNNEL STAGING            |  | PROPOSED PUBLIC ROW                   |
|  | STRUCTURE - AERIAL                         |  | PROPOSED CURB LINE        |  | EXISTING PUBLIC ROW                   |
|  | TPSS & SIGNAL HOUSE                        |  | METRO ROW                 |  |                                       |
|  | TUNNEL VENTILATION                         |  |                           |  |                                       |
|  | PARK & RIDE & STATION FACILITIES           |  |                           |  |                                       |



BASE PROJECT

THE PREPARATION OF THIS DRAWING HAS BEEN FINANCED IN PART THROUGH A GRANT FROM THE U.S. DEPARTMENT OF TRANSPORTATION, FEDERAL TRANSIT ADMINISTRATION (FTA), UNDER THE FEDERAL TRANSIT ACT OF 1984, AS AMENDED, AND IN PART BY THE TAXES OF THE CITIZENS OF LOS ANGELES COUNTY AND OF THE STATE OF CALIFORNIA.

REV	DATE	BY	APP	REQ NO	EXPIRES	SEAL HOLDER	DESCRIPTION

DESIGNED BY  
F. NOURBAKHSH  
 DRAWN BY  
A. GIBBONS  
 CHECKED BY  
L. ABRAMSON  
 IN CHARGE  
G. HEAD  
 DATE  
12-10-10

FOR REVIEW ONLY NOT FOR CONSTRUCTION  
 LEE W ABRAMSON  
 C44285

**Metro** LOS ANGELES COUNTY METROPOLITAN TRANSPORTATION AUTHORITY

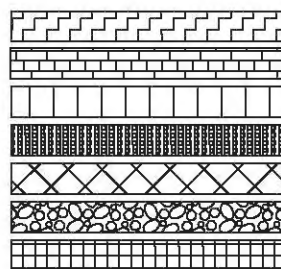
**Hatch Mott MacDonald**  
 6101 W. Century Blvd.  
 Suite 800  
 Los Angeles, CA 90045  
 Phone: 310-337-0500  
 Fax: 310-337-0042

CRENSHAW/LAX TRANSIT CORRIDOR PROJECT  
 PROPOSED RIGHT OF WAY PLAN  
 STA 382+00 TO STA 392+00


CONTRACT NO	E0117
DRAWING NO	P-039
SCALE	1"=40'
SHEET NO	93



**LEGEND:**



- BORED TUNNELING
- CUT AND COVER TUNNEL OR STATION
- STRUCTURE - CUT, FILL, AT GRADE & STATIONS
- STRUCTURE - AERIAL
- TPSS & SIGNAL HOUSE
- TUNNEL VENTILATION
- PARK & RIDE & STATION FACILITIES



- UTILITY RELOCATION
- CONSTRUCTION LAYDOWN AREA
- TUNNEL STAGING
- PROPOSED PUBLIC ROW
- PROPOSED CURB LINE
- EXISTING PUBLIC ROW
- METRO ROW

- PARCEL LINE
- CITY LIMITS  
(SEE DWG. P-001 NOTE 3)



BASE PROJECT

CRENSHAW/LAX  
TRANSIT CORRIDOR PROJECT  
PROPOSED RIGHT OF WAY PLAN  
STA 392+00 TO 401+00

CONTRACT NO	E0117
DRAWING NO	P-040
SCALE	1"=40'
SHEET NO	94

Plot Driver - pdf\_11x17\_rev1.plt  
 Pentable-MTA.TBL  
 USER-sto99999 8:57:10 AM 12/9/2010 c:\pwworking\hmm\st099999\dms02848\CLP040.plg

THE PREPARATION OF THIS DRAWING HAS BEEN FINANCED IN PART THROUGH A GRANT FROM THE U.S. DEPARTMENT OF TRANSPORTATION, FEDERAL TRANSIT ADMINISTRATION (FTA), UNDER THE FEDERAL TRANSIT ACT OF 1984, AS AMENDED, AND IN PART BY THE TAXES OF THE CITIZENS OF LOS ANGELES COUNTY AND OF THE STATE OF CALIFORNIA.

REV	DATE	BY	APP	REQ NO	EXPIRES	SEAL HOLDER	DESCRIPTION

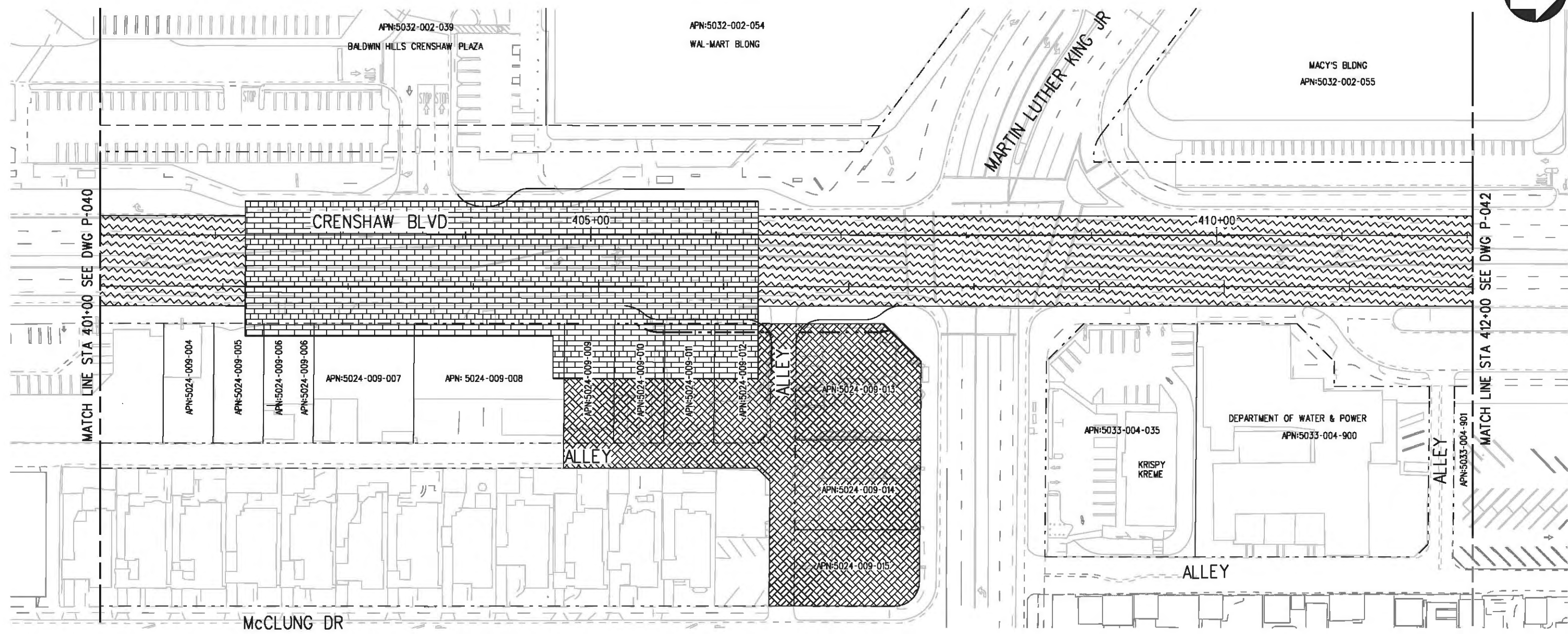
DESIGNED BY  
F. NOURBAKHSH  
DRAWN BY  
A. GIBBONS  
CHECKED BY  
L. ABRAMSON  
IN CHARGE  
G. HEAD  
DATE  
12-10-10

FOR REVIEW  
ONLY NOT FOR  
CONSTRUCTION  
LEE W ABRAMSON  
C44285

LOS ANGELES COUNTY METROPOLITAN  
TRANSPORTATION AUTHORITY

6101 W. Century Blvd.  
Suite 800  
Los Angeles, CA 90045  
Phone: 310-337-0500  
Fax: 310-337-0042





**LEGEND:**

- |  |  |  |                           |  |  |
|--|--|--|---------------------------|--|--|
|  | BORED TUNNELING                            |  | UTILITY RELOCATION        |  | PARCEL LINE                            |
|  | CUT AND COVER TUNNEL OR STATION            |  | CONSTRUCTION LAYDOWN AREA |  | CITY LIMITS<br>(SEE DWG. P-001 NOTE 3) |
|  | STRUCTURE - CUT, FILL, AT GRADE & STATIONS |  | TUNNEL STAGING            |  |  |
|  | STRUCTURE - AERIAL                         |  | PROPOSED PUBLIC ROW       |  |  |
|  | TPSS & SIGNAL HOUSE                        |  | PROPOSED CURB LINE        |  |  |
|  | TUNNEL VENTILATION                         |  | EXISTING PUBLIC ROW       |  |  |
|  | PARK & RIDE & STATION FACILITIES           |  | METRO ROW                 |  |  |



BASE PROJECT

Plot Driver - pdf\_11x17\_rev1.plt USER-sto99999 10:53:49 AM 12/9/2010 c:\pwworking\hmm\st099999\dms02848\CLP041.plt

THE PREPARATION OF THIS DRAWING HAS BEEN FINANCED IN PART THROUGH A GRANT FROM THE U.S. DEPARTMENT OF TRANSPORTATION, FEDERAL TRANSIT ADMINISTRATION (FTA), UNDER THE FEDERAL TRANSIT ACT OF 1984, AS AMENDED, AND IN PART BY THE TAXES OF THE CITIZENS OF LOS ANGELES COUNTY AND OF THE STATE OF CALIFORNIA.							
REV	DATE	BY	APP	REQ NO	EXPIRES	SEAL HOLDER	DESCRIPTION

DESIGNED BY  
F. NOURBAKHSH  
DRAWN BY  
A. GIBBONS  
CHECKED BY  
L. ABRAMSON  
IN CHARGE  
G. HEAD  
DATE  
12-10-10

FOR REVIEW ONLY NOT FOR CONSTRUCTION  
LEE W ABRAMSON  
C44285

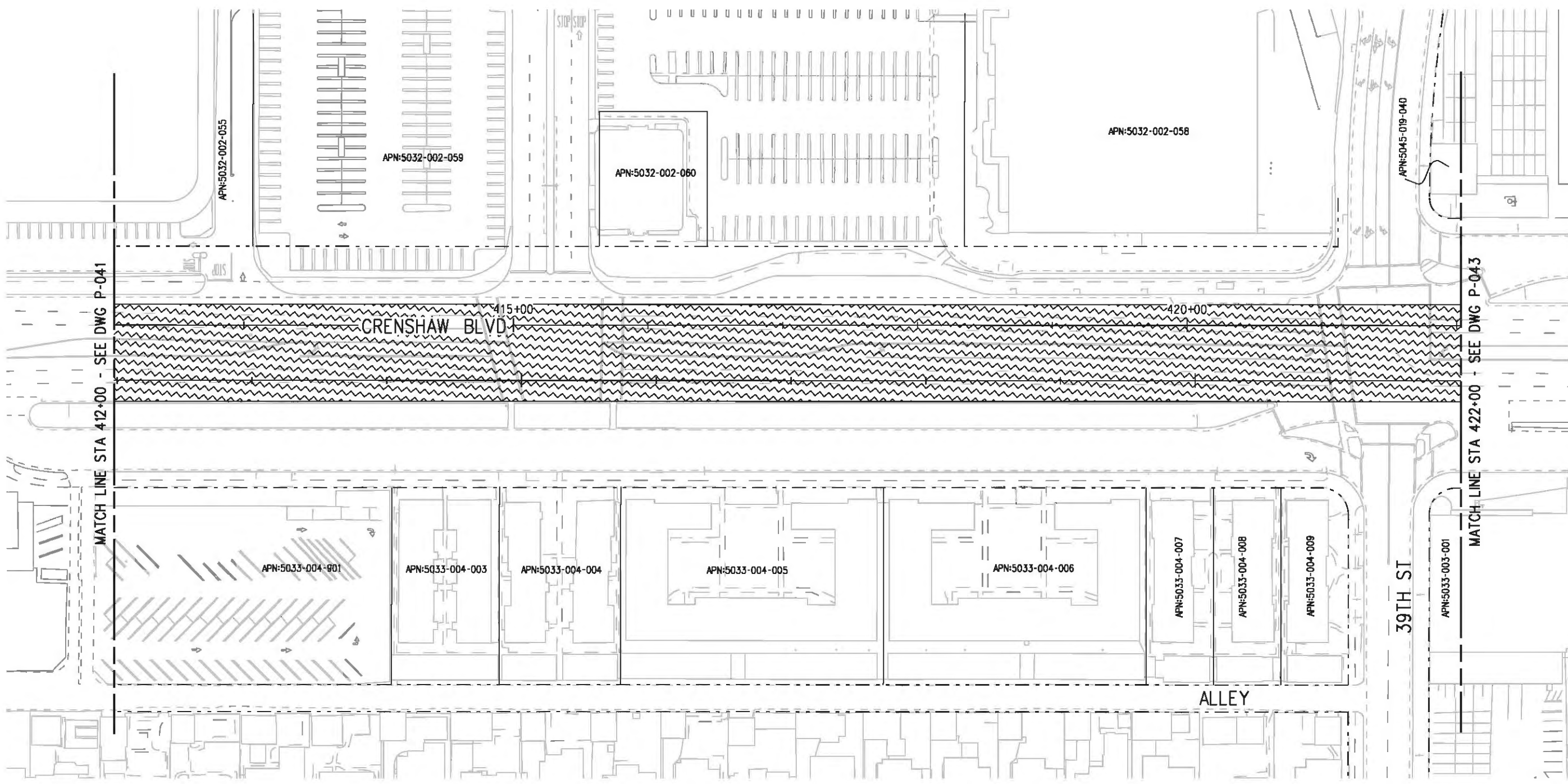
**Metro** LOS ANGELES COUNTY METROPOLITAN TRANSPORTATION AUTHORITY

**Hatch Mott MacDonald**  
6101 W. Century Blvd.  
Suite 800  
Los Angeles, CA 90045  
Phone: 310-337-0500  
Fax: 310-337-0042

CRENSHAW/LAX  
TRANSIT CORRIDOR PROJECT  
PROPOSED RIGHT OF WAY PLAN  
STA 401+00 TO STA 412+00

CONTRACT NO	E0117
DRAWING NO	P-041
SCALE	1"=40'
SHEET NO	95
REV	0

Plot Driver - pdf\_11x17\_rev1.plt  
 USER-sto99999 8:59:30 AM 12/9/2010 c:\pwworking\hmm\st099999\dms02848\CLP042.plg



**LEGEND:**

	BORED TUNNELING		UTILITY RELOCATION		PARCEL LINE
	CUT AND COVER TUNNEL OR STATION		CONSTRUCTION LAYDOWN AREA		CITY LIMITS (SEE DWG. P-001 NOTE 3)
	STRUCTURE - CUT, FILL, AT GRADE & STATIONS		TUNNEL STAGING		PROPOSED PUBLIC ROW
	STRUCTURE - AERIAL		PROPOSED CURB LINE		EXISTING PUBLIC ROW
	TPSS & SIGNAL HOUSE		METRO ROW		
	TUNNEL VENTILATION				
	PARK & RIDE & STATION FACILITIES				



BASE PROJECT

THE PREPARATION OF THIS DRAWING HAS BEEN FINANCED IN PART THROUGH A GRANT FROM THE U.S. DEPARTMENT OF TRANSPORTATION, FEDERAL TRANSIT ADMINISTRATION (FTA), UNDER THE FEDERAL TRANSIT ACT OF 1984, AS AMENDED, AND IN PART BY THE TAXES OF THE CITIZENS OF LOS ANGELES COUNTY AND OF THE STATE OF CALIFORNIA.

REV	DATE	BY	APP	REQ NO	EXPIRES	SEAL HOLDER	DESCRIPTION

DESIGNED BY  
F. NOURBAKHSH  
 DRAWN BY  
A. GIBBONS  
 CHECKED BY  
L. ABRAMSON  
 IN CHARGE  
G. HEAD  
 DATE  
12-10-10

FOR REVIEW ONLY NOT FOR CONSTRUCTION  
 LEE W ABRAMSON  
 C44285

LOS ANGELES COUNTY METROPOLITAN TRANSPORTATION AUTHORITY

6101 W. Century Blvd.  
 Suite 800  
 Los Angeles, CA 90045  
 Phone: 310-337-0500  
 Fax: 310-337-0042

CONTRACT NO  
E0117  
 DRAWING NO  
P-042  
 SCALE  
1"=40'  
 SHEET NO  
96

CRENSHAW/LAX  
 TRANSIT CORRIDOR PROJECT  
 PROPOSED RIGHT OF WAY PLAN  
 STA 412+00 TO STA 422+00

CONTRACT NO	E0117
DRAWING NO	P-042
SCALE	1"=40'
SHEET NO	96

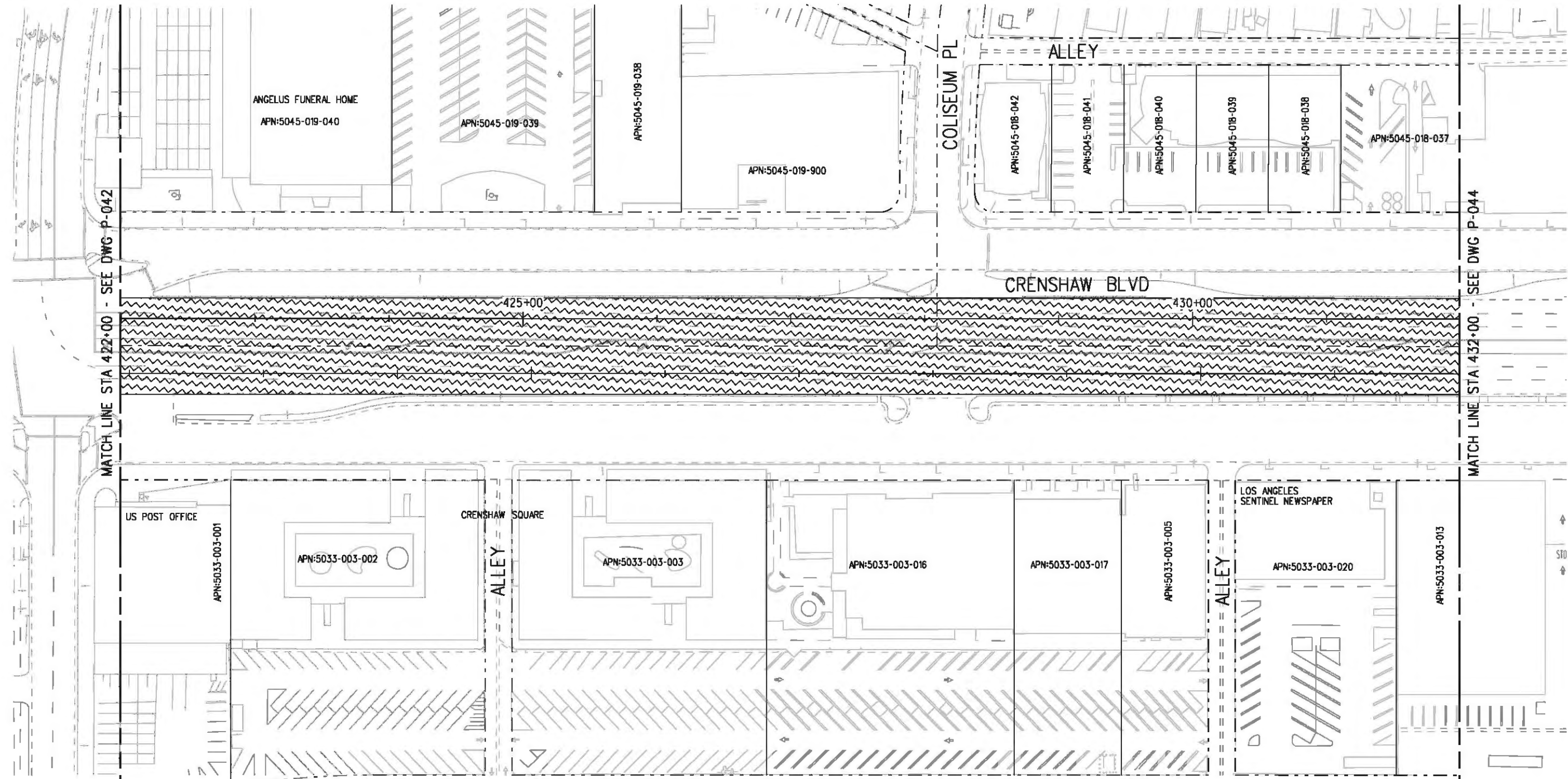


c:\pwworking\hmm\st099999\dms02848\CLP043.plg

USER=st099999 9:00:47 AM 12/9/2010

Pentable-MTA.TBL

Plot Driver - pdf\_11x17\_rev1.plt



LEGEND:

- |  |  |  |                           |  |  |
|--|--|--|---------------------------|--|--|
|  | BORED TUNNELING                            |  | UTILITY RELOCATION        |  | PARCEL LINE                            |
|  | CUT AND COVER TUNNEL OR STATION            |  | CONSTRUCTION LAYDOWN AREA |  | CITY LIMITS<br>(SEE DWG. P-001 NOTE 3) |
|  | STRUCTURE - CUT, FILL, AT GRADE & STATIONS |  | TUNNEL STAGING            |  | PROPOSED PUBLIC ROW                    |
|  | STRUCTURE - AERIAL                         |  | PROPOSED CURB LINE        |  | EXISTING PUBLIC ROW                    |
|  | TPSS & SIGNAL HOUSE                        |  | METRO ROW                 |  |  |
|  | TUNNEL VENTILATION                         |  |                           |  |  |
|  | PARK & RIDE & STATION FACILITIES           |  |                           |  |  |



BASE PROJECT

THE PREPARATION OF THIS DRAWING HAS BEEN FINANCED IN PART THROUGH A GRANT FROM THE U.S. DEPARTMENT OF TRANSPORTATION, FEDERAL TRANSIT ADMINISTRATION (FTA), UNDER THE FEDERAL TRANSIT ACT OF 1984, AS AMENDED, AND IN PART BY THE TAXES OF THE CITIZENS OF LOS ANGELES COUNTY AND OF THE STATE OF CALIFORNIA.

REV	DATE	BY	APP	REQ NO	EXPIRES	SEAL HOLDER	DESCRIPTION

DESIGNED BY  
F. HOURBAKHSH  
DRAWN BY  
A. GIBBONS  
CHECKED BY  
L. ABRAMSON  
IN CHARGE  
G. HEAD  
DATE  
12-10-10

FOR REVIEW  
ONLY NOT FOR  
CONSTRUCTION  
LEE W ABRAMSON  
C44285

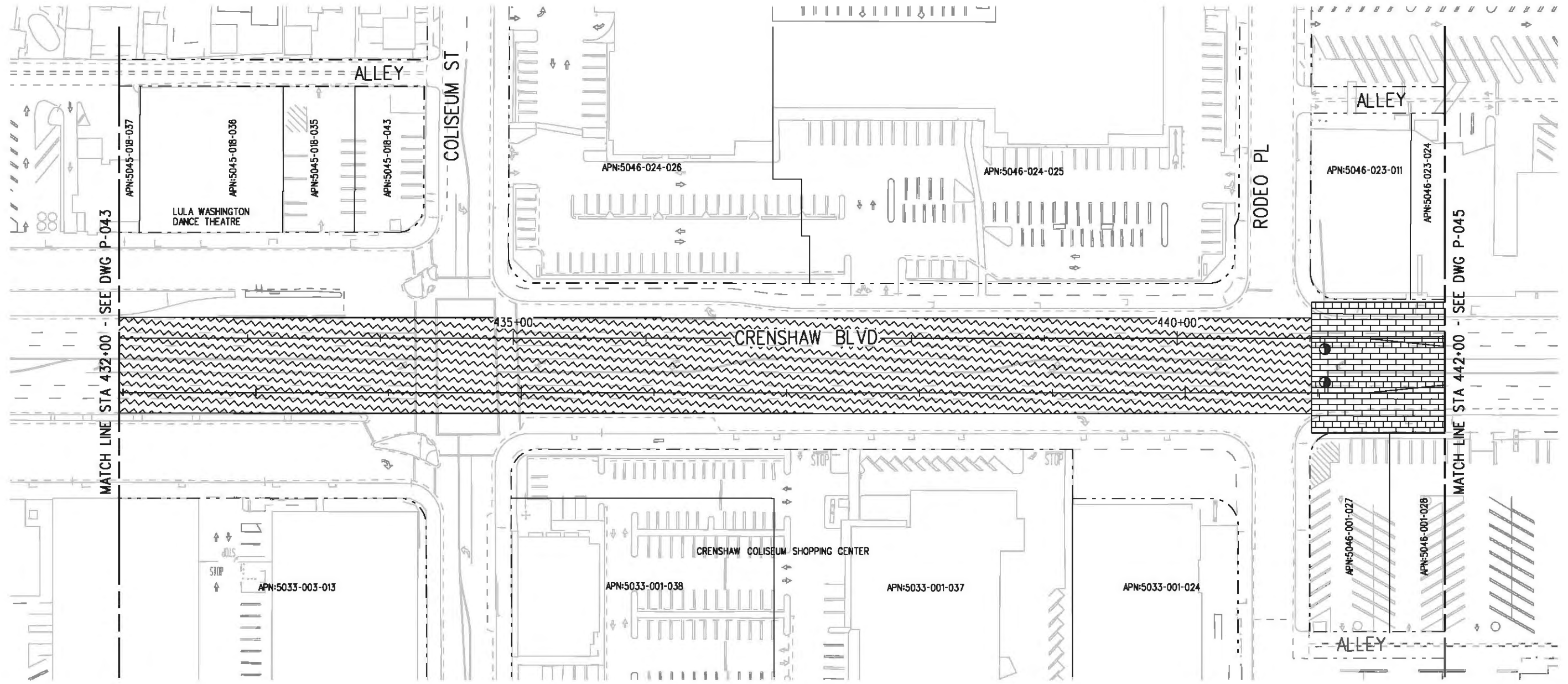
LOS ANGELES COUNTY METROPOLITAN TRANSPORTATION AUTHORITY

6101 W. Century Blvd.  
Suite 800  
Los Angeles, CA 90045  
Phone: 310-337-0500  
Fax: 310-337-0042

CONTRACT NO  
E0117  
DRAWING NO  
P-043  
SCALE  
1"=40'  
SHEET NO  
97

CRENSHAW/LAX  
TRANSIT CORRIDOR PROJECT  
PROPOSED RIGHT OF WAY PLAN  
STA 422+00 TO STA 432+00

CONTRACT NO	E0117
DRAWING NO	P-043
SCALE	1"=40'
SHEET NO	97



**LEGEND:**

- |  |  |  |                           |  |  |
|--|--|--|---------------------------|--|--|
|  | BORED TUNNELING                            |  | UTILITY RELOCATION        |  | PARCEL LINE                            |
|  | CUT AND COVER TUNNEL OR STATION            |  | CONSTRUCTION LAYDOWN AREA |  | CITY LIMITS<br>(SEE DWG. P-001 NOTE 3) |
|  | STRUCTURE - CUT, FILL, AT GRADE & STATIONS |  | TUNNEL STAGING            |  |  |
|  | STRUCTURE - AERIAL                         |  | PROPOSED PUBLIC ROW       |  |  |
|  | TPSS & SIGNAL HOUSE                        |  | PROPOSED CURB LINE        |  |  |
|  | TUNNEL VENTILATION                         |  | EXISTING PUBLIC ROW       |  |  |
|  | PARK & RIDE & STATION FACILITIES           |  | METRO ROW                 |  |  |



BASE PROJECT

Plot Driver - pdf\_11x17\_rev1.plt  
 Pentable-MTA.TBL  
 USER=sto99999 9:02:00 AM 12/9/2010 c:\pwworking\hmm\st099999\dms02848\CLP044.plg

THE PREPARATION OF THIS DRAWING HAS BEEN FINANCED IN PART THROUGH A GRANT FROM THE U.S. DEPARTMENT OF TRANSPORTATION, FEDERAL TRANSIT ADMINISTRATION (FTA), UNDER THE FEDERAL TRANSIT ACT OF 1984, AS AMENDED, AND IN PART BY THE TAXES OF THE CITIZENS OF LOS ANGELES COUNTY AND OF THE STATE OF CALIFORNIA.							
REV	DATE	BY	APP	REQ NO	EXPIRES	SEAL HOLDER	DESCRIPTION

DESIGNED BY  
 F. NOURBAKHSH  
 DRAWN BY  
 A. GIBBONS  
 CHECKED BY  
 L. ABRAMSON  
 IN CHARGE  
 G. HEAD  
 DATE  
 12-10-10

FOR REVIEW ONLY NOT FOR CONSTRUCTION  
 LEE W ABRAMSON  
 C44285

**LOS ANGELES COUNTY METROPOLITAN TRANSPORTATION AUTHORITY**  

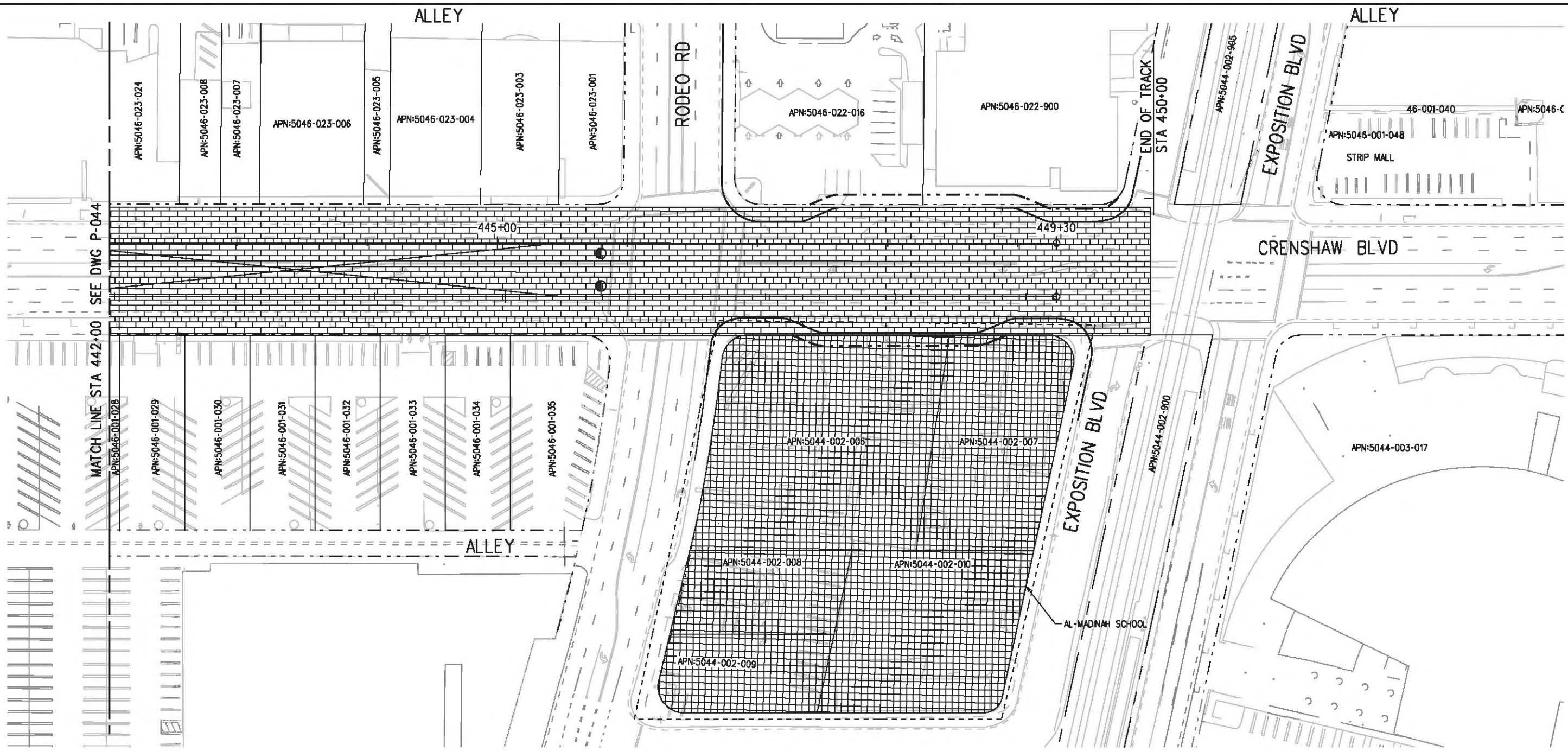
 6101 W. Century Blvd.  
 Suite 800  
 Los Angeles, CA 90045  
 Phone: 310-337-0500  
 Fax: 310-337-0042

**CRENSHAW/LAX TRANSIT CORRIDOR PROJECT**  
**PROPOSED RIGHT OF WAY PLAN**  
**STA 432+00 TO STA 442+00**

CONTRACT NO	E0117
DRAWING NO	P-044
SCALE	1"=40'
SHEET NO	98



USER=sto99999 9:58:46 AM 12/9/2010 c:\pwworking\hmm\st099999\dms02848\CL\PO45.plg  
 Pentable-MTA.TBL  
 Plot Driver - pdf\_11x17\_rev1.plt



**LEGEND:**

- |  |  |  |                           |  |  |
|--|--|--|---------------------------|--|--|
|  | BORED TUNNELING                            |  | UTILITY RELOCATION        |  | PARCEL LINE                            |
|  | CUT AND COVER TUNNEL OR STATION            |  | CONSTRUCTION LAYDOWN AREA |  | CITY LIMITS<br>(SEE DWG. P-001 NOTE 3) |
|  | STRUCTURE - CUT, FILL, AT GRADE & STATIONS |  | TUNNEL STAGING            |  | PROPOSED PUBLIC ROW                    |
|  | STRUCTURE - AERIAL                         |  | PROPOSED CURB LINE        |  | EXISTING PUBLIC ROW                    |
|  | TPSS & SIGNAL HOUSE                        |  | METRO ROW                 |  |  |
|  | TUNNEL VENTILATION                         |  |                           |  |  |
|  | PARK & RIDE & STATION FACILITIES           |  |                           |  |  |



BASE PROJECT

THE PREPARATION OF THIS DRAWING HAS BEEN FINANCED IN PART THROUGH A GRANT FROM THE U.S. DEPARTMENT OF TRANSPORTATION, FEDERAL TRANSIT ADMINISTRATION (FTA), UNDER THE FEDERAL TRANSIT ACT OF 1984, AS AMENDED, AND IN PART BY THE TAXES OF THE CITIZENS OF LOS ANGELES COUNTY AND OF THE STATE OF CALIFORNIA.						
REV	DATE	BY	APP	REQ NO	EXPIRES	SEAL HOLDER

DESIGNED BY  
 F. NOURBAKHSH  
 DRAWN BY  
 A. GIBBONS  
 CHECKED BY  
 L. ABRAMSON  
 IN CHARGE  
 G. HEAD  
 DATE  
 12-10-10

FOR REVIEW  
 ONLY NOT FOR  
 CONSTRUCTION  
 LEE W ABRAMSON  
 C44285

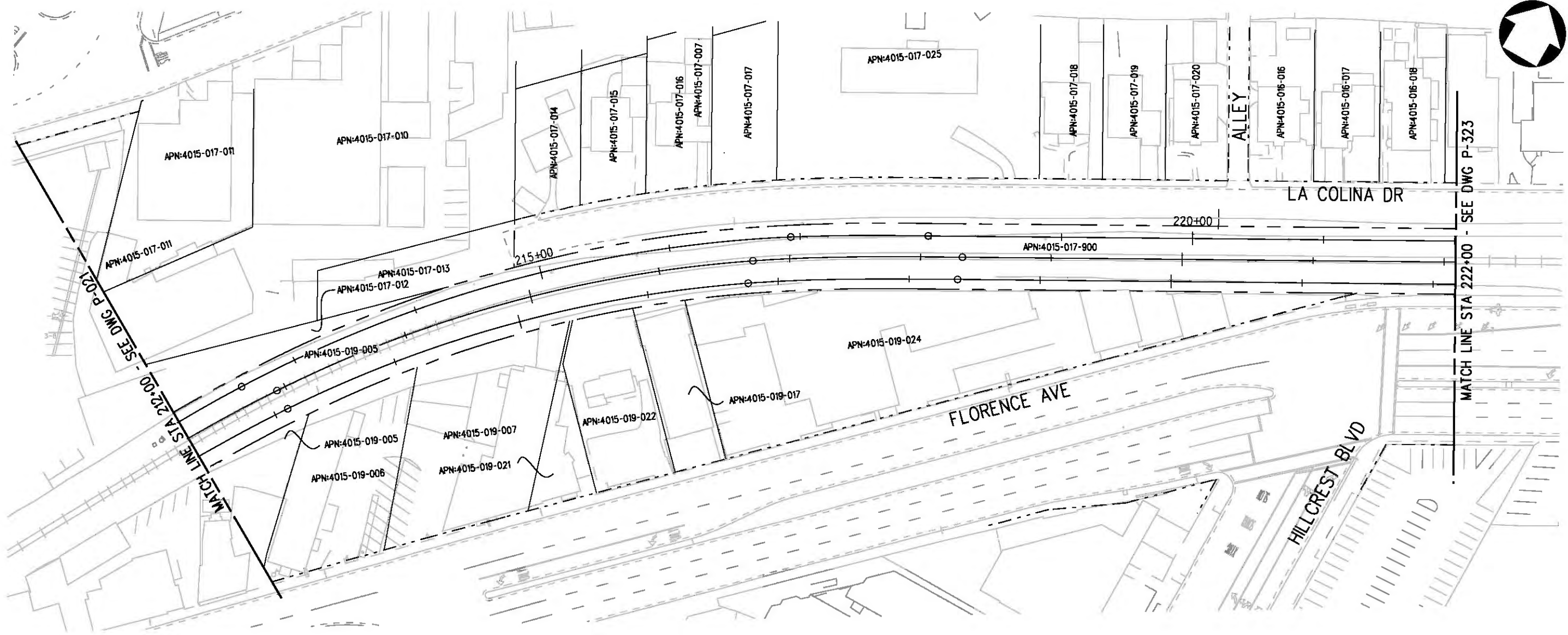
**LOS ANGELES COUNTY METROPOLITAN TRANSPORTATION AUTHORITY**  

 6101 W. Century Blvd.  
 Suite 800  
 Los Angeles, CA 90045  
 Phone: 310-337-0500  
 Fax: 310-337-0042

CONTRACT NO  
**E0117**  
 DRAWING NO  
**P-045** REV **0**  
 SCALE  
**1"=40'**  
 SHEET NO  
**99**

**CRENSHAW/LAX  
 TRANSIT CORRIDOR PROJECT  
 PROPOSED RIGHT OF WAY PLAN  
 STA 442+00 TO STA 450+00**

USER=sto99999 9:10:33 AM 12/9/2010 c:\pwworking\hmm\st099999\dms02848\CLP322.plt  
 Pentable-MTA.TBL  
 Plot Driver - pdf\_11x17\_rev1.plt



**LEGEND:**

- |  |  |  |                           |  |  |
|--|--|--|---------------------------|--|--|
|  | BORED TUNNELING                            |  | UTILITY RELOCATION        |  | PARCEL LINE                            |
|  | CUT AND COVER TUNNEL OR STATION            |  | CONSTRUCTION LAYDOWN AREA |  | CITY LIMITS<br>(SEE DWG. P-001 NOTE 3) |
|  | STRUCTURE - CUT, FILL, AT GRADE & STATIONS |  | TUNNEL STAGING            |  | PROPOSED PUBLIC ROW                    |
|  | STRUCTURE - AERIAL                         |  | PROPOSED CURB LINE        |  | EXISTING PUBLIC ROW                    |
|  | TPSS & SIGNAL HOUSE                        |  | METRO ROW                 |  |  |
|  | TUNNEL VENTILATION                         |  |                           |  |  |
|  | PARK & RIDE & STATION FACILITIES           |  |                           |  |  |



BASE PROJECT

THE PREPARATION OF THIS DRAWING HAS BEEN FINANCED IN PART THROUGH A GRANT FROM THE U.S. DEPARTMENT OF TRANSPORTATION (FTA), UNDER THE FEDERAL TRANSIT ACT OF 1984, AS AMENDED, AND IN PART BY THE TAXES OF THE CITIZENS OF LOS ANGELES COUNTY AND OF THE STATE OF CALIFORNIA.						
REV	DATE	BY	APP	REG NO	EXPIRES	SEAL HOLDER

DESIGNED BY  
 F. NOURBAKHSH  
 DRAWN BY  
 A. GIBBONS  
 CHECKED BY  
 L. ABRAMSON  
 IN CHARGE  
 G. HEAD  
 DATE  
 12-10-10

FOR REVIEW  
 ONLY NOT FOR  
 CONSTRUCTION  
 LEE W ABRAMSON  
 C44285


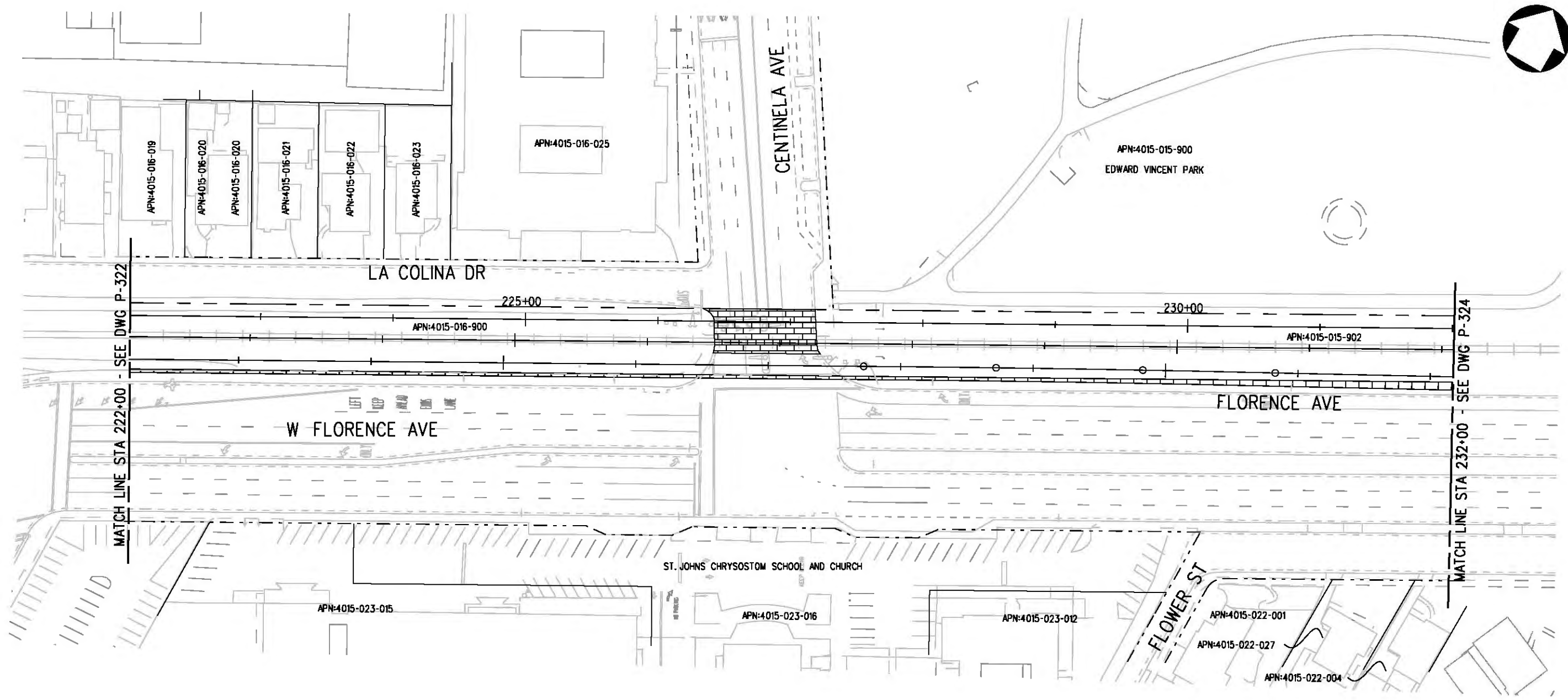
**LOS ANGELES COUNTY METROPOLITAN TRANSPORTATION AUTHORITY**  

 6101 W. Century Blvd.  
 Suite 800  
 Los Angeles, CA 90045  
 Phone: 310-337-0500  
 Fax: 310-337-0042

**CRENSHAW/LAX  
 TRANSIT CORRIDOR PROJECT  
 PROPOSED RIGHT OF WAY PLAN  
 CENTINELA OPTION 3  
 STA 212+00 TO STA 222+00**

CONTRACT NO	E0117
DRAWING NO	P-322
SCALE	1"=40'
SHEET NO	101
REV	0

Plot Driver - pdf\_11x17\_rev1.plt  
 Pentable-MTA.TBL  
 USER=sto99999 9:11:27 AM 12/9/2010 c:\pwworking\hmm\stg99999\dms02848\CLP323.plg



**LEGEND:**

	BORED TUNNELING		UTILITY RELOCATION		PARCEL LINE
	CUT AND COVER TUNNEL OR STATION		CONSTRUCTION LAYDOWN AREA		CITY LIMITS (SEE DWG. P-001 NOTE 3)
	STRUCTURE - CUT, FILL, AT GRADE & STATIONS		TUNNEL STAGING		PROPOSED PUBLIC ROW
	STRUCTURE - AERIAL		PROPOSED CURB LINE		EXISTING PUBLIC ROW
	TPSS & SIGNAL HOUSE		METRO ROW		
	TUNNEL VENTILATION				
	PARK & RIDE & STATION FACILITIES				



BASE PROJECT

THE PREPARATION OF THIS DRAWING HAS BEEN FINANCED IN PART THROUGH A GRANT FROM THE U.S. DEPARTMENT OF TRANSPORTATION, FEDERAL TRANSIT ADMINISTRATION (FTA), UNDER THE FEDERAL TRANSIT ACT OF 1984, AS AMENDED, AND IN PART BY THE TAXES OF THE CITIZENS OF LOS ANGELES COUNTY AND OF THE STATE OF CALIFORNIA.

REV	DATE	BY	APP	REG NO	EXPIRES	SEAL HOLDER	DESCRIPTION

DESIGNED BY  
 F. NOURBAKHSH  
 DRAWN BY  
 A. CIBBONS  
 CHECKED BY  
 L. ABRAMSON  
 IN CHARGE  
 G. HEAD  
 DATE  
 12-10-10

FOR REVIEW ONLY NOT FOR CONSTRUCTION  
 LEE W ABRAMSON  
 C44285

**LOS ANGELES COUNTY METROPOLITAN TRANSPORTATION AUTHORITY**  

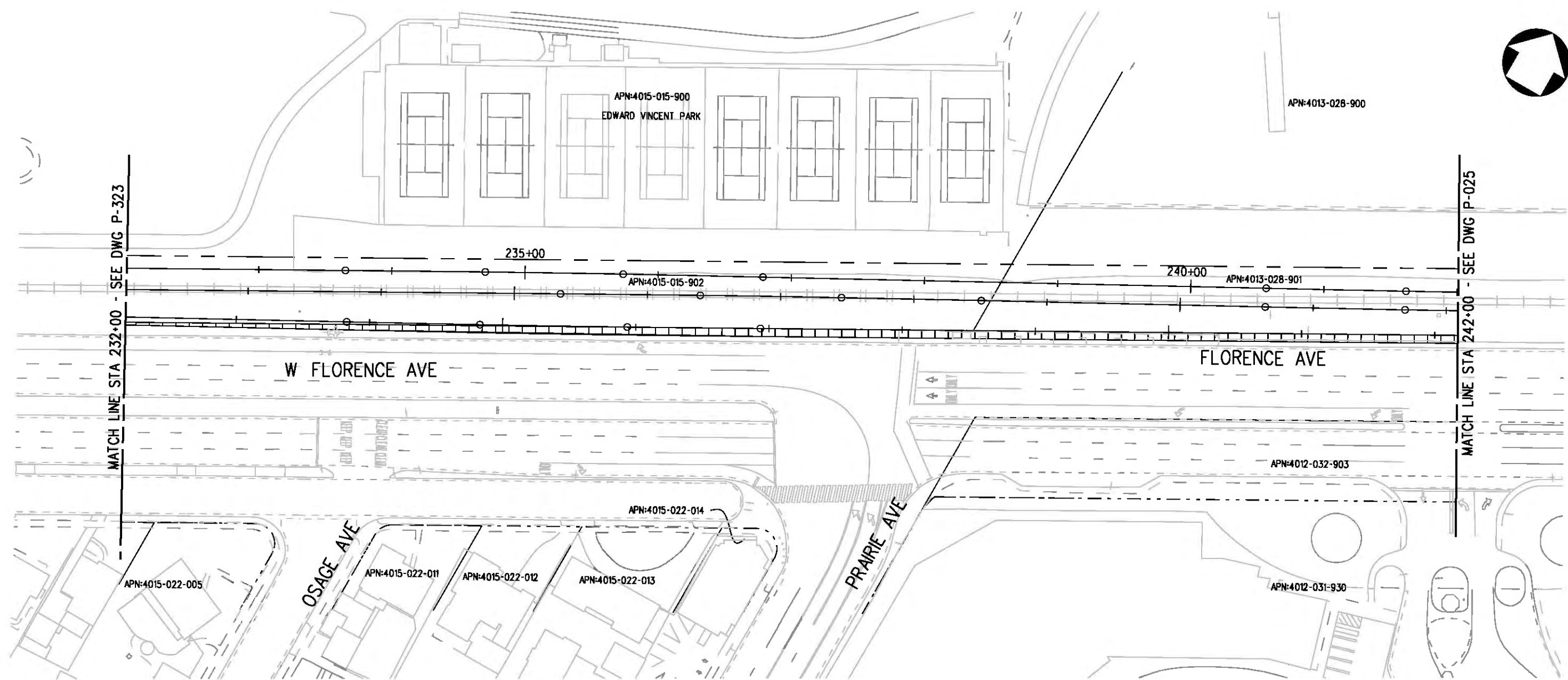
 6101 W. Century Blvd.  
 Suite 800  
 Los Angeles, CA 90045  
 Phone: 310-337-0500  
 Fax: 310-337-0042

**CRENSHAW/LAX TRANSIT CORRIDOR PROJECT**  
**PROPOSED RIGHT OF WAY PLAN**  
**CENTINELA OPTION 3**  
 STA 222+00 TO STA 232+00

CONTRACT NO	E0117
DRAWING NO	P-323
SCALE	1"=40'
SHEET NO	102
REV	0



Plot Driver - pdf\_11x17\_rev1.plt  
 Pentable-MTA.TBL  
 USER-sto99999 9:12:18 AM 12/9/2010 c:\pwworking\hmm\st99999\dms02848\CLP324.plg



**LEGEND:**

	BORED TUNNELING		UTILITY RELOCATION		PARCEL LINE
	CUT AND COVER TUNNEL OR STATION		CONSTRUCTION LAYDOWN AREA		CITY LIMITS (SEE DWG. P-001 NOTE 3)
	STRUCTURE - CUT, FILL, AT GRADE & STATIONS		TUNNEL STAGING		PROPOSED PUBLIC ROW
	STRUCTURE - AERIAL		PROPOSED CURB LINE		EXISTING PUBLIC ROW
	TPSS & SIGNAL HOUSE		METRO ROW		
	TUNNEL VENTILATION				
	PARK & RIDE & STATION FACILITIES				



BASE PROJECT

THE PREPARATION OF THIS DRAWING HAS BEEN FINANCED IN PART THROUGH A GRANT FROM THE U.S. DEPARTMENT OF TRANSPORTATION (FTA), UNDER THE FEDERAL TRANSIT ACT OF 1984, AS AMENDED, AND IN PART BY THE TAXES OF THE CITIZENS OF LOS ANGELES COUNTY AND OF THE STATE OF CALIFORNIA.							
REV	DATE	BY	APP	REG NO	EXPIRES	SEAL HOLDER	DESCRIPTION

DESIGNED BY  
F. NOURBAKHSH  
 DRAWN BY  
A. GIBBONS  
 CHECKED BY  
L. ABRAMSON  
 IN CHARGE  
G. HEAD  
 DATE  
12-10-10

FOR REVIEW ONLY NOT FOR CONSTRUCTION  
 LEE W ABRAMSON  
 C44285

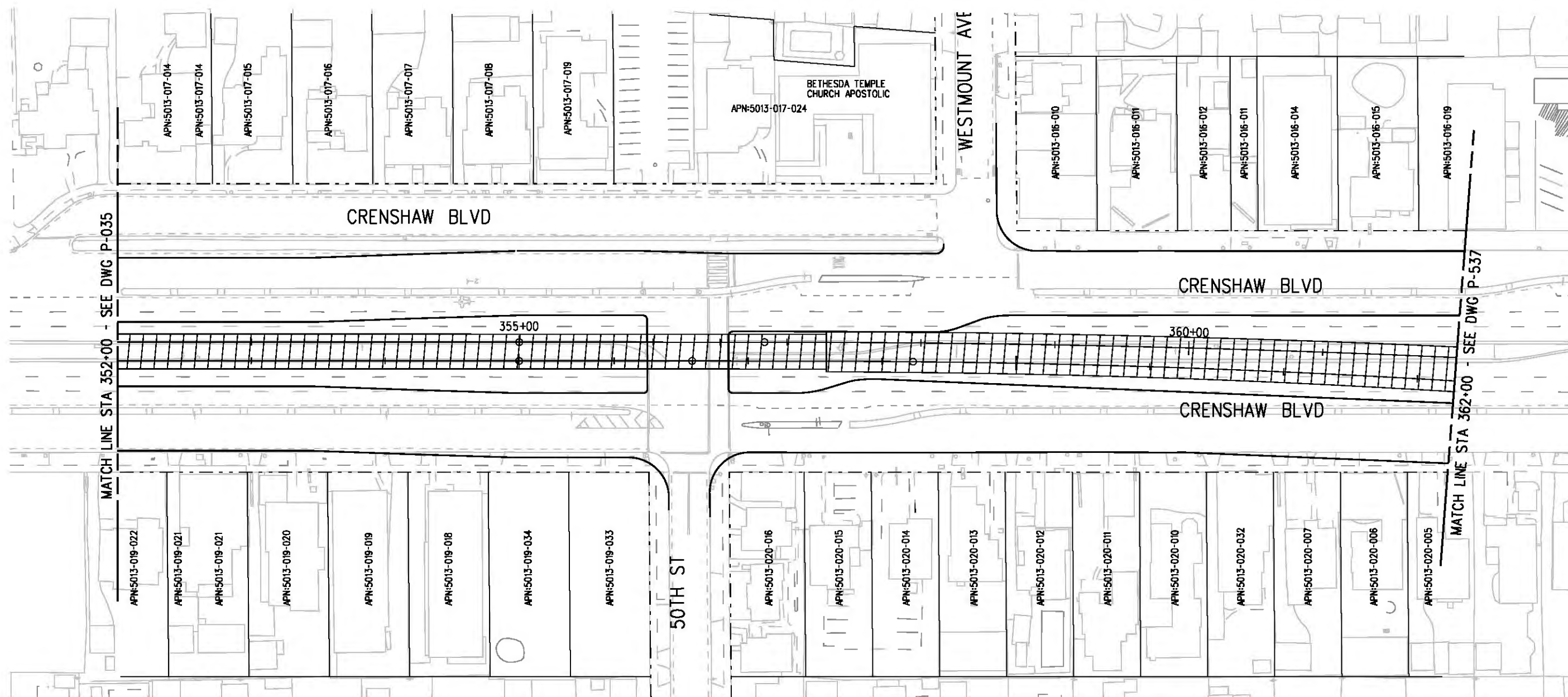
**Metro** LOS ANGELES COUNTY METROPOLITAN TRANSPORTATION AUTHORITY

**Hatch Mott MacDonald**  
 6101 W. Century Blvd. Suite 800  
 Los Angeles, CA 90045  
 Phone: 310-337-0500 Fax: 310-337-0042

CRENSHAW/LAX TRANSIT CORRIDOR PROJECT  
 PROPOSED RIGHT OF WAY PLAN  
**CENTINELA OPTION 3**  
 STA 232+00 TO STA 242+00

CONTRACT NO	E0117
DRAWING NO	P-324
SCALE	1"=40'
SHEET NO	103

Plot Driver - pdf\_11x17\_rev1.plt USER=sto99999 11:12:00 AM 12/9/2010 c:\pwworking\hmm\st099999\dms02848\CLP536.plg



**LEGEND:**


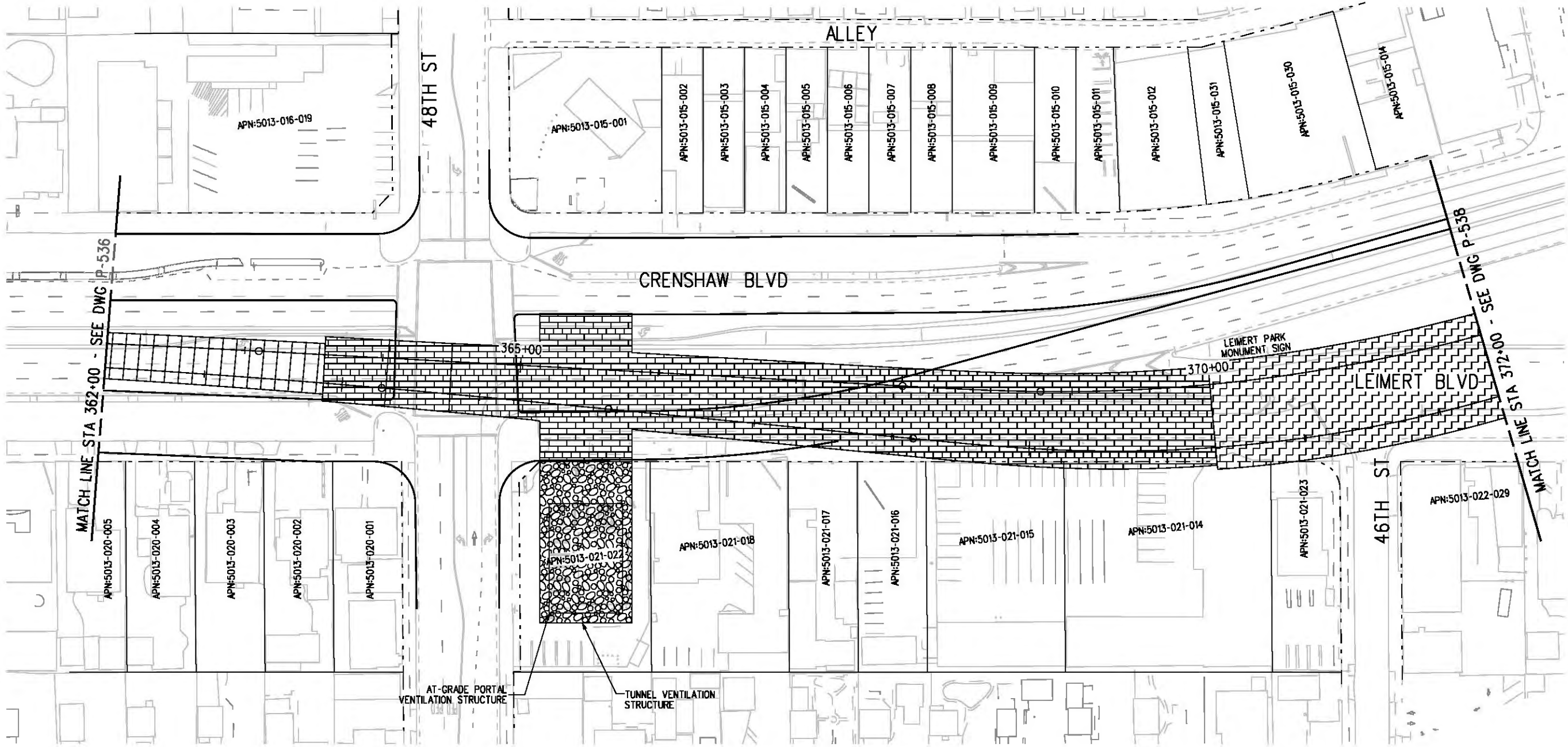
- |  |  |  |                           |  |  |
|--|--|--|---------------------------|--|--|
|  | BORED TUNNELING                            |  | UTILITY RELOCATION        |  | PARCEL LINE                            |
|  | CUT AND COVER TUNNEL OR STATION            |  | CONSTRUCTION LAYDOWN AREA |  | CITY LIMITS<br>(SEE DWG. P-001 NOTE 3) |
|  | STRUCTURE - CUT, FILL, AT GRADE & STATIONS |  | TUNNEL STAGING            |  |  |
|  | STRUCTURE - AERIAL                         |  | PROPOSED PUBLIC ROW       |  |  |
|  | TPSS & SIGNAL HOUSE                        |  | PROPOSED CURB LINE        |  |  |
|  | TUNNEL VENTILATION                         |  | EXISTING PUBLIC ROW       |  |  |
|  | PARK & RIDE & STATION FACILITIES           |  | METRO ROW                 |  |  |



BASE PROJECT

THE PREPARATION OF THIS DRAWING HAS BEEN FINANCED IN PART THROUGH A GRANT FROM THE U.S. DEPARTMENT OF TRANSPORTATION, FEDERAL TRANSIT ADMINISTRATION (FTA), UNDER THE FEDERAL TRANSIT ACT OF 1984, AS AMENDED, AND IN PART BY THE TAXES OF THE CITIZENS OF LOS ANGELES COUNTY AND OF THE STATE OF CALIFORNIA.										DESIGNED BY F. NOURBAKHSH DRAWN BY A. GIBBONS CHECKED BY L. ABRAMSON IN CHARGE G. HEAD DATE 12-10-10		FOR REVIEW ONLY NOT FOR CONSTRUCTION LEE W ABRAMSON C44285		LOS ANGELES COUNTY METROPOLITAN TRANSPORTATION AUTHORITY  Hatch Mott MacDonald <small>6101 W. Century Blvd. Suite 800 Los Angeles, CA 90045 Phone: 310-337-0500 Fax: 310-337-0042</small>		CONTRACT NO <b>E0117</b> DRAWING NO P-536 SCALE 1" = 40' SHEET NO 104		REV 0 REV 0	
REV	DATE	BY	APP	REG NO	EXPIRES	SEAL HOLDER	DESCRIPTION												

Plot Driver - pdf\_11x17\_rev1.plt  
 Pentable-MTA.TBL  
 USER-sto99999 9:20:38 AM 12/9/2010 c:\pwworking\hmm\stog99999\dms02848\CLP537.plg



**LEGEND:**

- |  |  |  |                           |  |  |
|--|--|--|---------------------------|--|--|
|  | BORED TUNNELING                            |  | UTILITY RELOCATION        |  | PARCEL LINE                            |
|  | CUT AND COVER TUNNEL OR STATION            |  | CONSTRUCTION LAYDOWN AREA |  | CITY LIMITS<br>(SEE DWG. P-001 NOTE 3) |
|  | STRUCTURE - CUT, FILL, AT GRADE & STATIONS |  | TUNNEL STAGING            |  | PROPOSED PUBLIC ROW                    |
|  | STRUCTURE - AERIAL                         |  | PROPOSED CURB LINE        |  | EXISTING PUBLIC ROW                    |
|  | TPSS & SIGNAL HOUSE                        |  | METRO ROW                 |  |  |
|  | TUNNEL VENTILATION                         |  |                           |  |  |
|  | PARK & RIDE & STATION FACILITIES           |  |                           |  |  |



BASE PROJECT

THE PREPARATION OF THIS DRAWING HAS BEEN FINANCED IN PART THROUGH A GRANT FROM THE U.S. DEPARTMENT OF TRANSPORTATION (FTA), UNDER THE FEDERAL TRANSIT ACT OF 1984, AS AMENDED, AND IN PART BY THE TAXES OF THE CITIZENS OF LOS ANGELES COUNTY AND OF THE STATE OF CALIFORNIA.

REV	DATE	BY	APP	REG NO	EXPIRES	SEAL HOLDER	DESCRIPTION

DESIGNED BY  
F. NOURBAKHSHI  
 DRAWN BY  
A. GIBBONS  
 CHECKED BY  
L. ABRAMSON  
 IN CHARGE  
G. HEAD  
 DATE  
12-10-10

FOR REVIEW ONLY NOT FOR CONSTRUCTION  
 LEE W ABRAMSON  
 C44285

**Metro** LOS ANGELES COUNTY METROPOLITAN TRANSPORTATION AUTHORITY

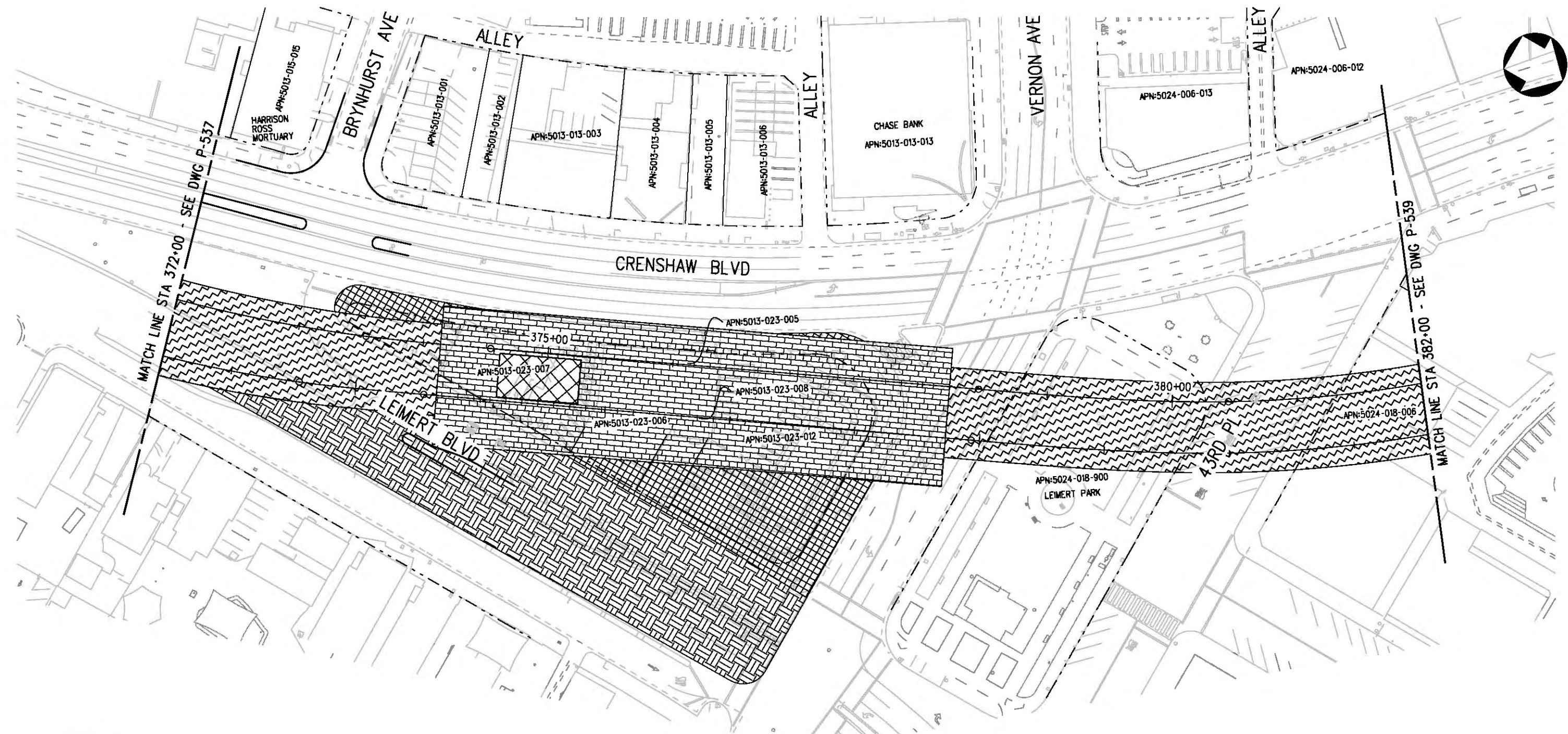
**Hatch Mott MacDonald**  
 6101 W. Century Blvd.  
 Suite 800  
 Los Angeles, CA 90045  
 Phone: 310-337-0500  
 Fax: 310-337-0042

CRENSHAW/LAX TRANSIT CORRIDOR PROJECT  
 PROPOSED RIGHT OF WAY  
**VERNON OPTION 5**  
 STA 362+00 TO STA 372+00

CONTRACT NO	E0117
DRAWING NO	P-537
SCALE	1" = 40'
SHEET NO	105
REV	0



Plot Driver - pdf\_11x17\_rev1.plt  
 Pentable-MTA.TBL  
 USER=sto99999 1:10:35 PM 12/9/2010 c:\pwworking\hmm\st099999\dms02848\CLP538.plg



**LEGEND:**

	BORED TUNNELING		UTILITY RELOCATION		PARCEL LINE
	CUT AND COVER TUNNEL OR STATION		CONSTRUCTION LAYDOWN AREA		CITY LIMITS (SEE DWG. P-001 NOTE 3)
	STRUCTURE - CUT, FILL, AT GRADE & STATIONS		TUNNEL STAGING		PROPOSED PUBLIC ROW
	STRUCTURE - AERIAL		PROPOSED CURB LINE		EXISTING PUBLIC ROW
	TPSS & SIGNAL HOUSE		METRO ROW		
	TUNNEL VENTILATION				
	PARK & RIDE & STATION FACILITIES				



BASE PROJECT  
**CRENSHAW/LAX**  
 TRANSIT CORRIDOR PROJECT  
 PROPOSED RIGHT OF WAY  
**VERNON OPTION 5**  
 STA 372+00 TO STA 382+00

CONTRACT NO	E0117
DRAWING NO	P-538
SCALE	1" = 40'
SHEET NO	106
REV	0

REV	DATE	BY	APP	REG NO	EXPIRES	SEAL HOLDER	DESCRIPTION

DESIGNED BY  
 F. NOURBAKHSH  
 DRAWN BY  
 A. GIBBONS  
 CHECKED BY  
 L. ABRAMSON  
 IN CHARGE  
 C. HEAD  
 DATE  
 12-10-10

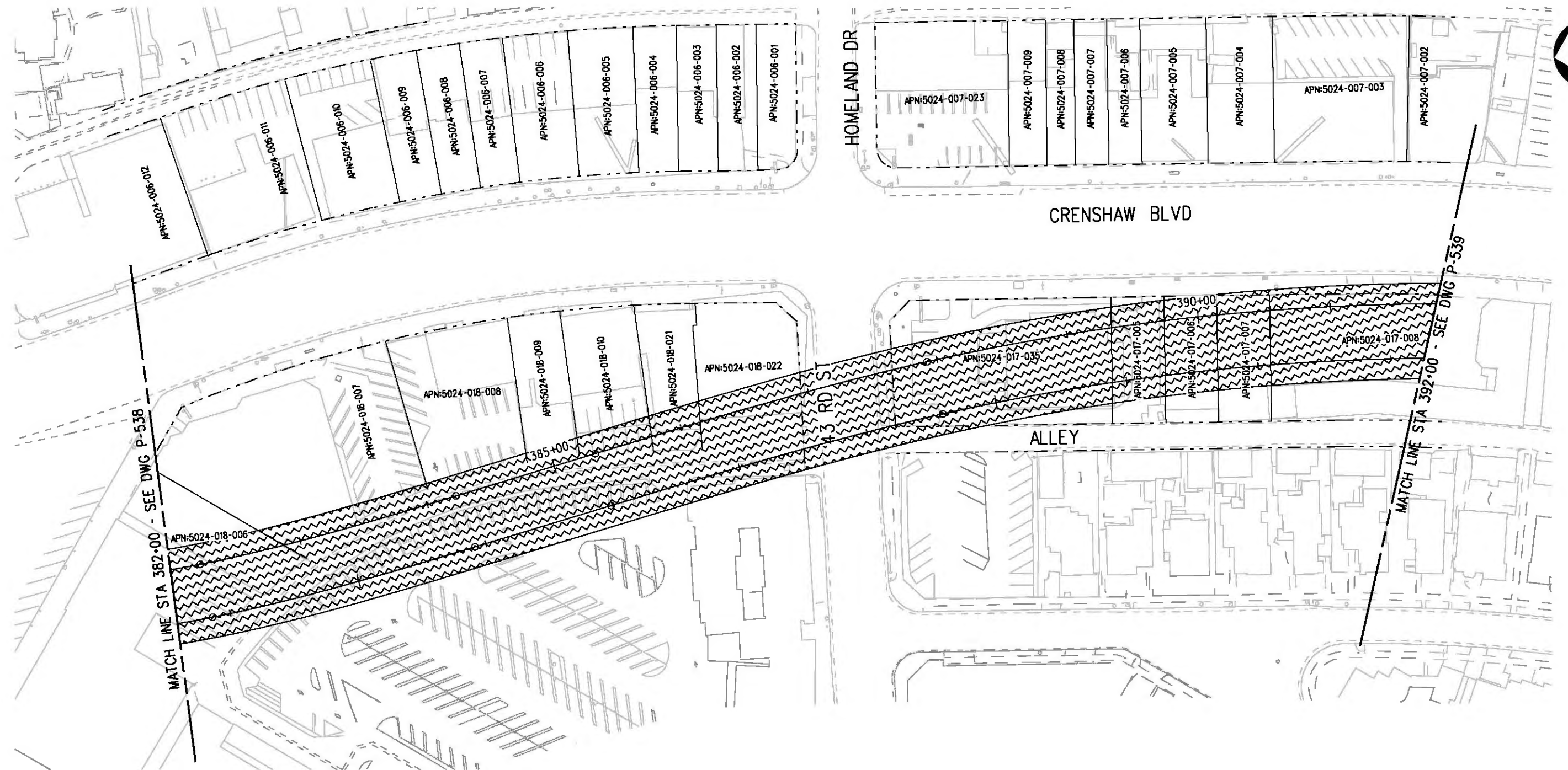
FOR REVIEW  
 ONLY NOT FOR  
 CONSTRUCTION  
 LEE W ABRAMSON  
 C44285

**Metro** LOS ANGELES COUNTY METROPOLITAN TRANSPORTATION AUTHORITY

**Hatch Mott MacDonald**  
 6101 W. Century Blvd.  
 Suite 800  
 Los Angeles, CA 90045  
 Phone: 310-337-0500  
 Fax: 310-337-0042

THE PREPARATION OF THIS DRAWING HAS BEEN FINANCED IN PART THROUGH A GRANT FROM THE U.S. DEPARTMENT OF TRANSPORTATION, FEDERAL TRANSIT ADMINISTRATION (FTA), UNDER THE FEDERAL TRANSIT ACT OF 1984, AS AMENDED, AND IN PART BY THE TAXES OF THE CITIZENS OF LOS ANGELES COUNTY AND OF THE STATE OF CALIFORNIA.

Plot Driver - pdf\_11x17\_rev1.plt  
 USER=sto99999 9:27:44 AM 12/9/2010 c:\pwworking\hmm\st099999\dms02848\CLP539.plg



**LEGEND:**

- |  |  |  |                           |  |  |
|--|--|--|---------------------------|--|--|
|  | BORED TUNNELING                            |  | UTILITY RELOCATION        |  | PARCEL LINE                            |
|  | CUT AND COVER TUNNEL OR STATION            |  | CONSTRUCTION LAYDOWN AREA |  | CITY LIMITS<br>(SEE DWG. P-001 NOTE 3) |
|  | STRUCTURE - CUT, FILL, AT GRADE & STATIONS |  | TUNNEL STAGING            |  | PROPOSED PUBLIC ROW                    |
|  | STRUCTURE - AERIAL                         |  | PROPOSED CURB LINE        |  | EXISTING PUBLIC ROW                    |
|  | TPSS & SIGNAL HOUSE                        |  | METRO ROW                 |  |  |
|  | TUNNEL VENTILATION                         |  |                           |  |  |
|  | PARK & RIDE & STATION FACILITIES           |  |                           |  |  |



BASE PROJECT  
 CRENSHAW/LAX  
 TRANSIT CORRIDOR PROJECT  
 PROPOSED RIGHT OF WAY  
**VERNON OPTION 5**  
 STA 382+00 TO STA 392+00

CONTRACT NO	E0117
DRAWING NO	P-539
SCALE	1" = 40'
SHEET NO	107
REV	0

THE PREPARATION OF THIS DRAWING HAS BEEN FINANCED IN PART THROUGH A GRANT FROM THE U.S. DEPARTMENT OF TRANSPORTATION (FTA), UNDER THE FEDERAL TRANSIT ACT OF 1984, AS AMENDED, AND IN PART BY THE TAXES OF THE CITIZENS OF LOS ANGELES COUNTY AND OF THE STATE OF CALIFORNIA.						
REV	DATE	BY	APP	REG NO	EXPIRES	DESCRIPTION

DESIGNED BY  
F. HOURBAKHSH  
 DRAWN BY  
A. GIBBONS  
 CHECKED BY  
L. AERAMSON  
 IN CHARGE  
G. HEAD  
 DATE  
12-10-10

FOR REVIEW ONLY NOT FOR CONSTRUCTION  
 LEE W ABRAMSON  
 C44285

**Metro** LOS ANGELES COUNTY METROPOLITAN TRANSPORTATION AUTHORITY

**Hatch Mott MacDonald**  
 6101 W. Century Blvd. Suite 800  
 Los Angeles, CA 90045  
 Phone: 310-337-0500 Fax: 310-337-0042



Plot Driver - pdf\_11x17\_rev1.plt Pentable-MTA.TBL USER-sto99999 12:49:42 PM 12/9/2010 c:\pwworking\hmm\stog99999\dms02848\CLP540.plg



**LEGEND:**

- |  |  |  |                           |  |  |
|--|--|--|---------------------------|--|--|
|  | BORED TUNNELING                            |  | UTILITY RELOCATION        |  | PARCEL LINE                            |
|  | CUT AND COVER TUNNEL OR STATION            |  | CONSTRUCTION LAYDOWN AREA |  | CITY LIMITS<br>(SEE DWG. P-001 NOTE 3) |
|  | STRUCTURE - CUT, FILL, AT GRADE & STATIONS |  | TUNNEL STAGING            |  | PROPOSED PUBLIC ROW                    |
|  | STRUCTURE - AERIAL                         |  | PROPOSED CURB LINE        |  | EXISTING PUBLIC ROW                    |
|  | TPSS & SIGNAL HOUSE                        |  | METRO ROW                 |  |  |
|  | TUNNEL VENTILATION                         |  |                           |  |  |
|  | PARK & RIDE & STATION FACILITIES           |  |                           |  |  |



BASE PROJECT

THE PREPARATION OF THIS DRAWING HAS BEEN FINANCED IN PART THROUGH A GRANT FROM THE U.S. DEPARTMENT OF TRANSPORTATION, FEDERAL TRANSIT ADMINISTRATION (FTA), UNDER THE FEDERAL TRANSIT ACT OF 1984, AS AMENDED, AND IN PART BY THE TAXES OF THE CITIZENS OF LOS ANGELES COUNTY AND OF THE STATE OF CALIFORNIA.

REV	DATE	BY	APP	REG NO	EXPIRES	SEAL HOLDER	DESCRIPTION

DESIGNED BY  
F. NOURBAKHSH  
DRAWN BY  
A. GIBBONS  
CHECKED BY  
L. ABRAMSON  
IN CHARGE  
G. HEAD  
DATE  
12-10-10

FOR REVIEW ONLY NOT FOR CONSTRUCTION  
LEE W ABRAMSON  
C44285

**Metro**  
LOS ANGELES COUNTY METROPOLITAN TRANSPORTATION AUTHORITY  
651 W. Century Blvd. Suite 800  
Los Angeles, CA 90045  
Phone: 310-337-0500  
Fax: 310-337-0042

LOS ANGELES COUNTY METROPOLITAN TRANSPORTATION AUTHORITY

CRENSHAW/LAX TRANSIT CORRIDOR PROJECT  
PROPOSED RIGHT OF WAY PLAN  
**VERNON OPTION 5**  
STA 392+00 TO STA 402+00

CONTRACT NO	E0117
DRAWING NO	P-540
SCALE	1" = 40'
SHEET NO	108
REV	0

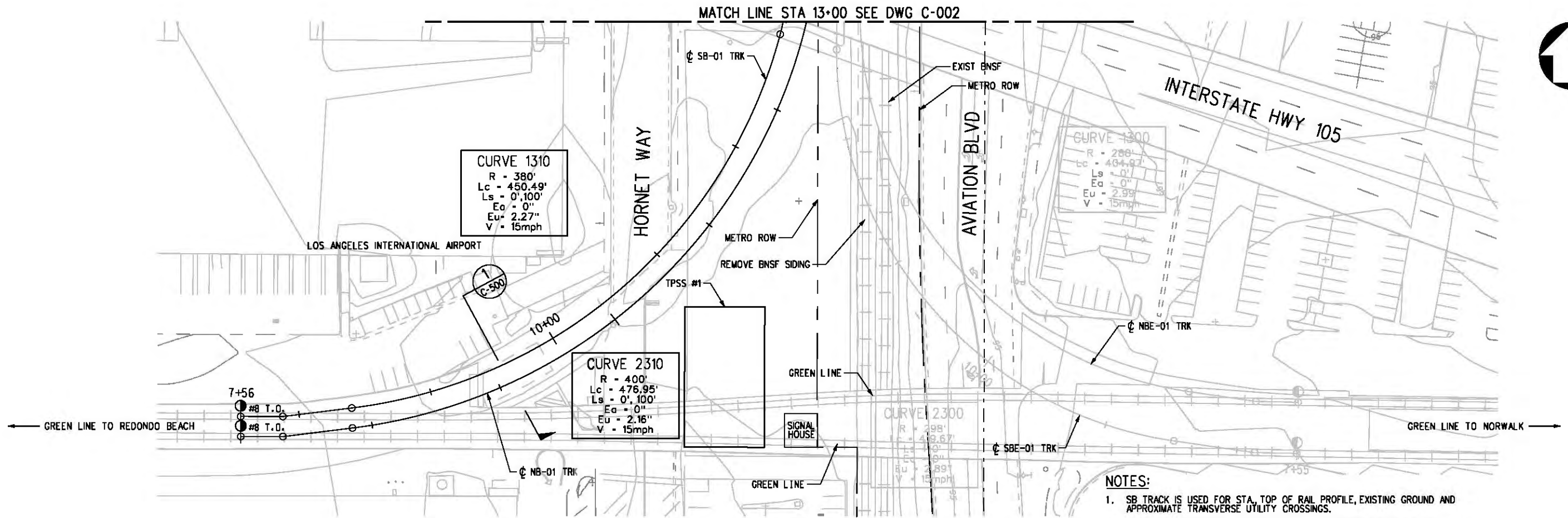


c:\pwworking\hmm\st099999\dms02812\CLC001.plg

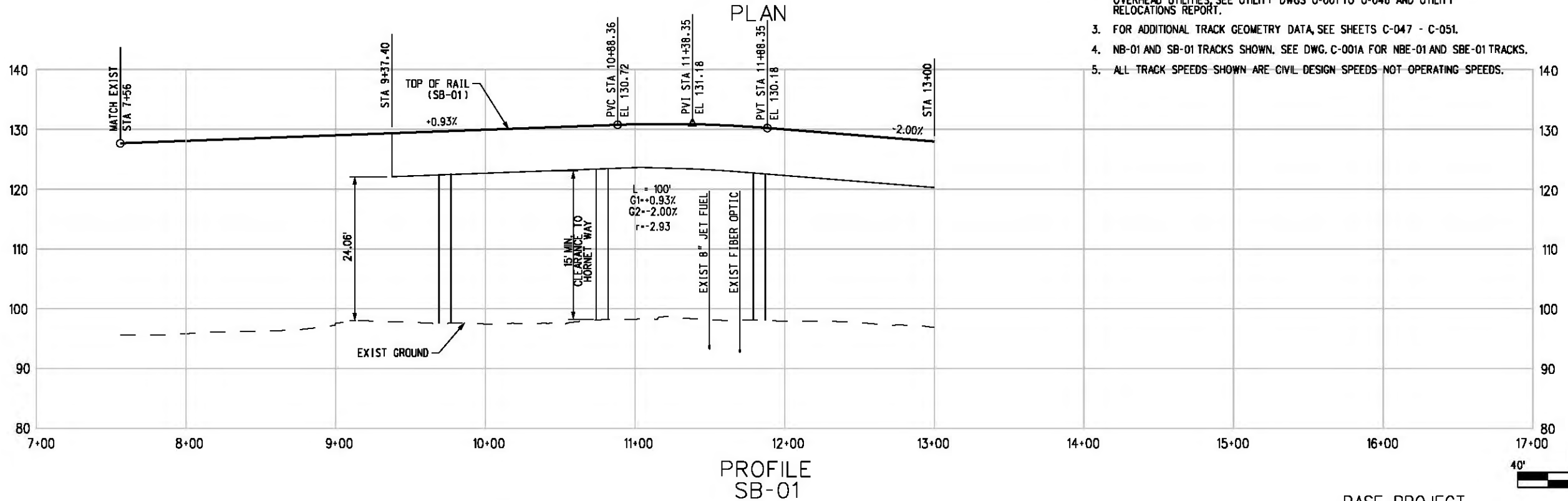
USER=st099999 3:53:45 PM 12/2/2010

Pentable-MTA.TBL

Plot Driver - pdf\_11x17\_rev1.plt



- NOTES:**
1. SB TRACK IS USED FOR STA, TOP OF RAIL PROFILE, EXISTING GROUND AND APPROXIMATE TRANSVERSE UTILITY CROSSINGS.
  2. FOR MORE INFORMATION ON LONGITUDINAL UNDERGROUND UTILITIES AND OVERHEAD UTILITIES, SEE UTILITY DWGS U-001 TO U-046 AND UTILITY RELOCATIONS REPORT.
  3. FOR ADDITIONAL TRACK GEOMETRY DATA, SEE SHEETS C-047 - C-051.
  4. NB-01 AND SB-01 TRACKS SHOWN, SEE DWG. C-001A FOR NBE-01 AND SBE-01 TRACKS.
  5. ALL TRACK SPEEDS SHOWN ARE CIVIL DESIGN SPEEDS NOT OPERATING SPEEDS.



THE PREPARATION OF THIS DRAWING HAS BEEN FINANCED IN PART THROUGH A GRANT FROM THE U.S. DEPARTMENT OF TRANSPORTATION, FEDERAL TRANSIT ADMINISTRATION (FTA), UNDER THE FEDERAL TRANSIT ACT OF 1984, AS AMENDED, AND IN PART BY THE TAXES OF THE CITIZENS OF LOS ANGELES COUNTY AND OF THE STATE OF CALIFORNIA.						
REV	DATE	BY	APP	REG NO	EXPIRES	SEAL HOLDER

DESIGNED BY  
T. TAPPAN  
DRAWN BY  
A. GIBBONS  
CHECKED BY  
D. DALJ  
IN CHARGE  
G. HEAD  
DATE  
12-10-10

FOR REVIEW ONLY NOT FOR CONSTRUCTION  
LEE W ABRAMSON  
C44285

**Metro** LOS ANGELES COUNTY METROPOLITAN TRANSPORTATION AUTHORITY

**Hatch Mott MacDonald** 6101 W. Century Blvd. Suite 800 Los Angeles, CA 90045 Phone: 310-337-0500 Fax: 310-337-0042

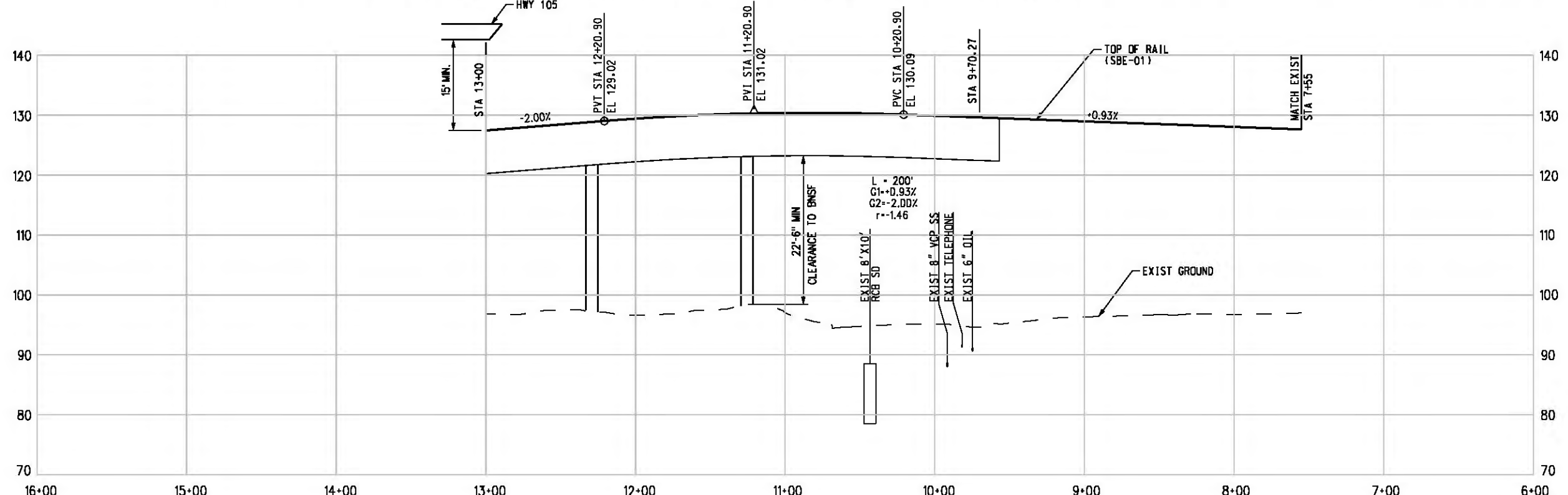
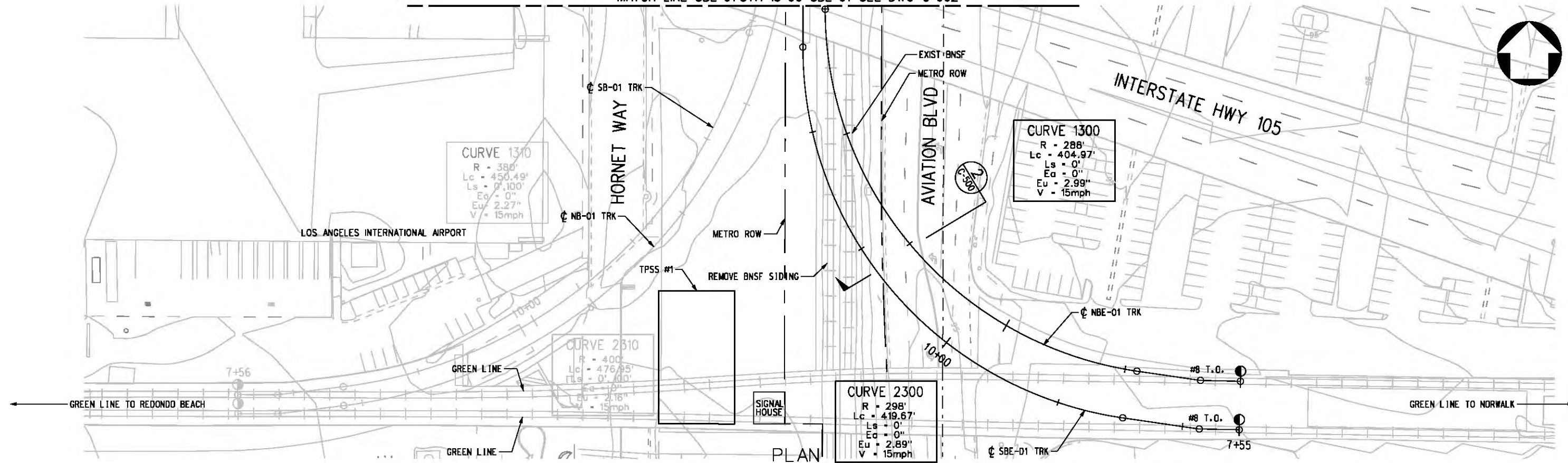
**PATTERSON & ASSOCIATES, INC.** 725 TOWN & COUNTRY RD SUITE 300 ORANGE, CA 92868

BASE PROJECT  
CRENSHAW/LAX  
TRANSIT CORRIDOR PROJECT  
PLAN & PROFILE  
STA 7+56 TO STA 13+00

CONTRACT NO	E0117
DRAWING NO	C-001
SCALE	HORIZ: 1" = 40' VERT: 1" = 10'
SHEET NO	131

c:\pwworking\hmm\job54384\dms02812\CLC001a.plt  
 USER=CIB54384 11:39:47 AM 12/9/2010  
 Pentable-MTA.TBL  
 Plot Driver=pdf\_11x17\_rev1.plt

MATCH LINE SBE-01 STA 13+00 SBE-01 SEE DWG C-002



PROFILE SBE-01

NOTE: FOR NOTES SEE DWG. C-001. BASE PROJECT



THE PREPARATION OF THIS DRAWING HAS BEEN FINANCED IN PART THROUGH A GRANT FROM THE U.S. DEPARTMENT OF TRANSPORTATION, FEDERAL TRANSIT ADMINISTRATION (FTA), UNDER THE FEDERAL TRANSIT ACT OF 1984, AS AMENDED, AND IN PART BY THE TAXES OF THE CITIZENS OF LOS ANGELES COUNTY AND OF THE STATE OF CALIFORNIA.						
REV	DATE	BY	APP	REG NO	EXPIRES	SEAL HOLDER

DESIGNED BY  
T. TAPPAN  
 DRAWN BY  
A. GIBBONS  
 CHECKED BY  
D. DALJ  
 IN CHARGE  
G. HEAD  
 DATE  
12-10-10

FOR REVIEW ONLY NOT FOR CONSTRUCTION  
 LEE W ABRAMSON  
 C44285

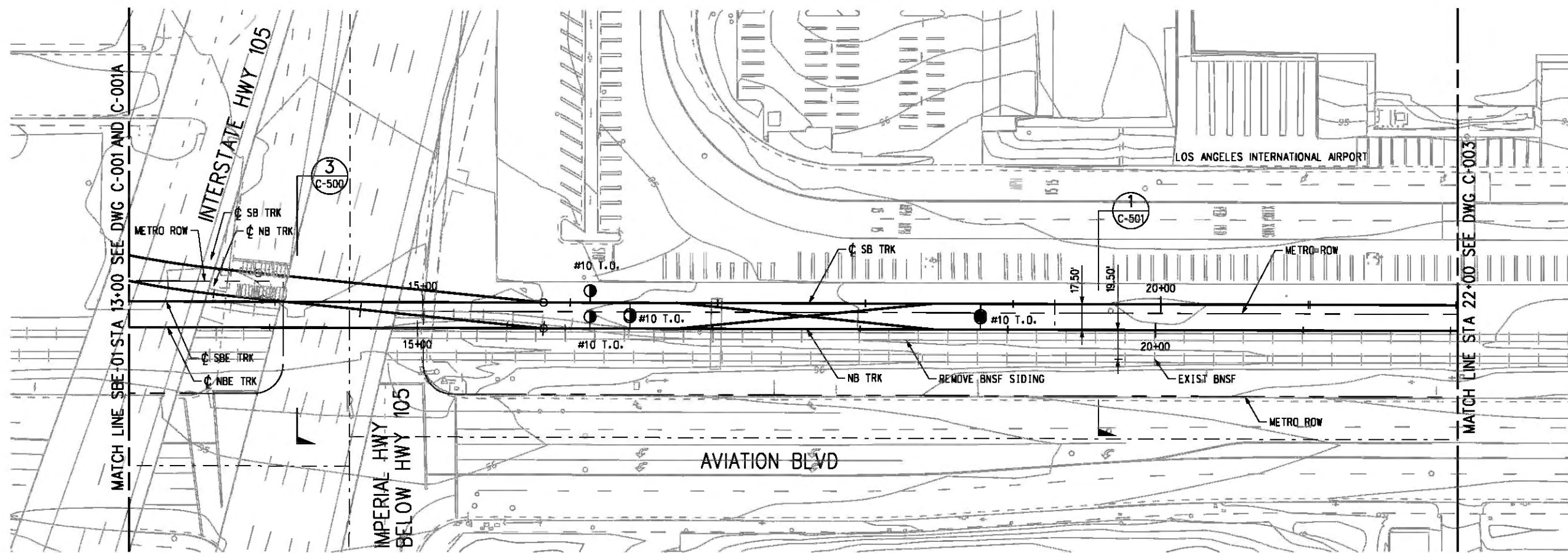
**Metro** LOS ANGELES COUNTY METROPOLITAN TRANSPORTATION AUTHORITY

**Hatch Mott MacDonald** 601 W. Century Blvd. Suite 800 Los Angeles, CA 90045 Phone: 310-337-0500 Fax: 310-337-0042

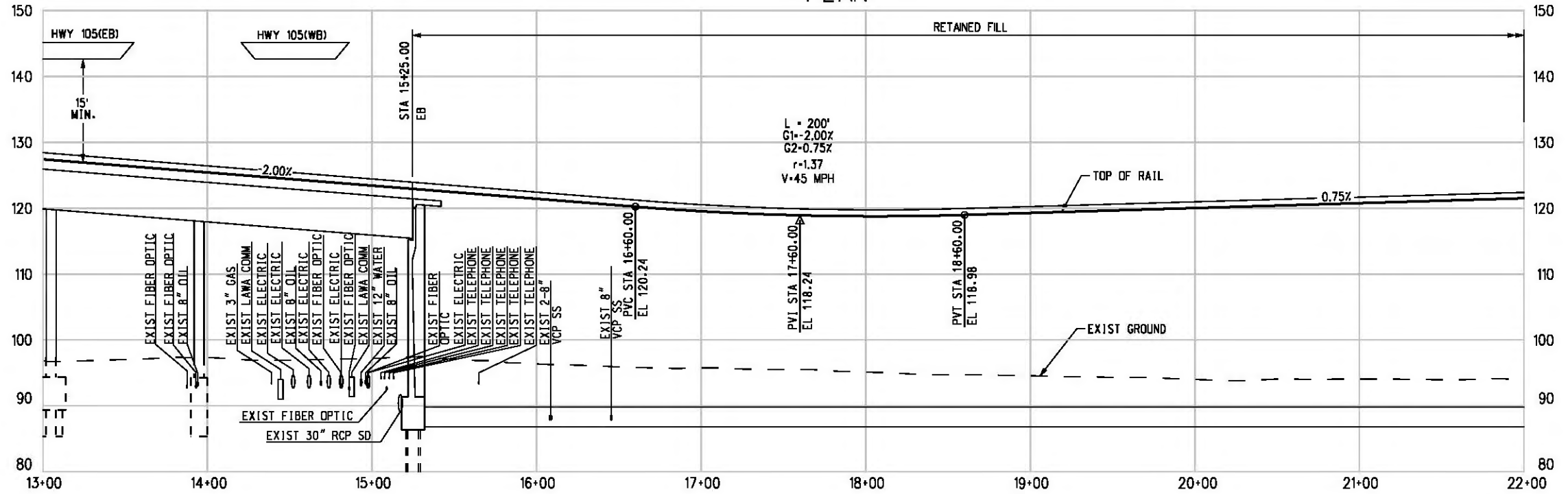
**PATTERSON & ASSOCIATES, INC.** 725 TOWN & COUNTRY RD SUITE 300 ORANGE, CA 92868

CRENSHAW/LAX TRANSIT CORRIDOR PROJECT  
 PLAN & PROFILE  
 STA 7+55 TO STA 13+00

CONTRACT NO	E0117
DRAWING NO	C-001a
SCALE	HORIZ: 1" = 40' VERT: 1" = 10'
SHEET NO	132



PLAN



PROFILE

NOTE:  
FOR NOTES SEE DWG. C-001.



Plot Driver - pdf\_11x17\_rev1.plt  
 Pentable-MTA.TBL  
 USER=CIB54384 9:37:33 AM 8/16/2011 J:\Feis-fei\Plan & Profile wGeoTables\CLC002.plg

THE PREPARATION OF THIS DRAWING HAS BEEN FINANCED IN PART THROUGH A GRANT FROM THE U.S. DEPARTMENT OF TRANSPORTATION, FEDERAL TRANSIT ADMINISTRATION (FTA), UNDER THE FEDERAL TRANSIT ACT OF 1984, AS AMENDED, AND IN PART BY THE TAXES OF THE CITIZENS OF LOS ANGELES COUNTY AND OF THE STATE OF CALIFORNIA.						
REV	DATE	BY	APP	REG NO	EXPIRES	DESCRIPTION


DESIGNED BY  
T. TAPPAN  
 DRAWN BY  
A. GIBBONS  
 CHECKED BY  
D. DALJ  
 IN CHARGE  
G. HEAD  
 DATE  
08-12-11

FOR REVIEW  
ONLY NOT FOR  
CONSTRUCTION  
LEE W ABRAMSON  
C44285

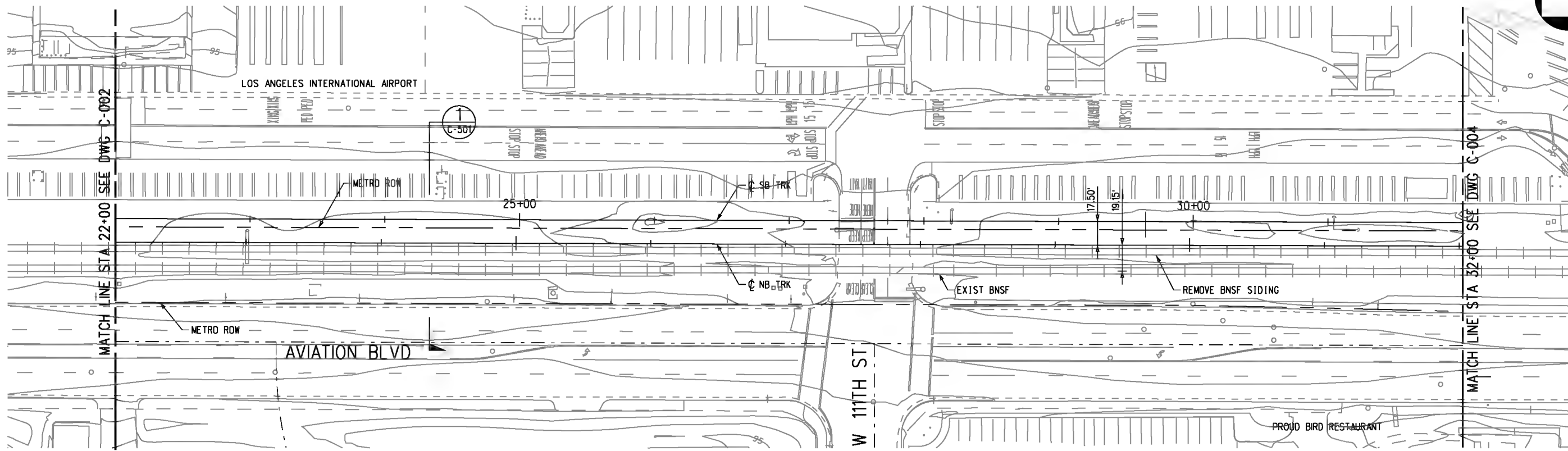
**LOS ANGELES COUNTY METROPOLITAN TRANSPORTATION AUTHORITY**  
**Hatch Mott MacDonald**  
 6101 W. Century Blvd. Suite 800 Los Angeles, CA 90045 Phone: 310-337-0500 Fax: 310-337-0042  
**PATTERSON & ASSOCIATES, INC.**  
 725 TOWN & COUNTRY RD SUITE 300 ORANGE, CA 92668

**CRENSHAW/LAX TRANSIT CORRIDOR PROJECT**  
 PLAN & PROFILE  
 STA 13+00 TO STA 22+00

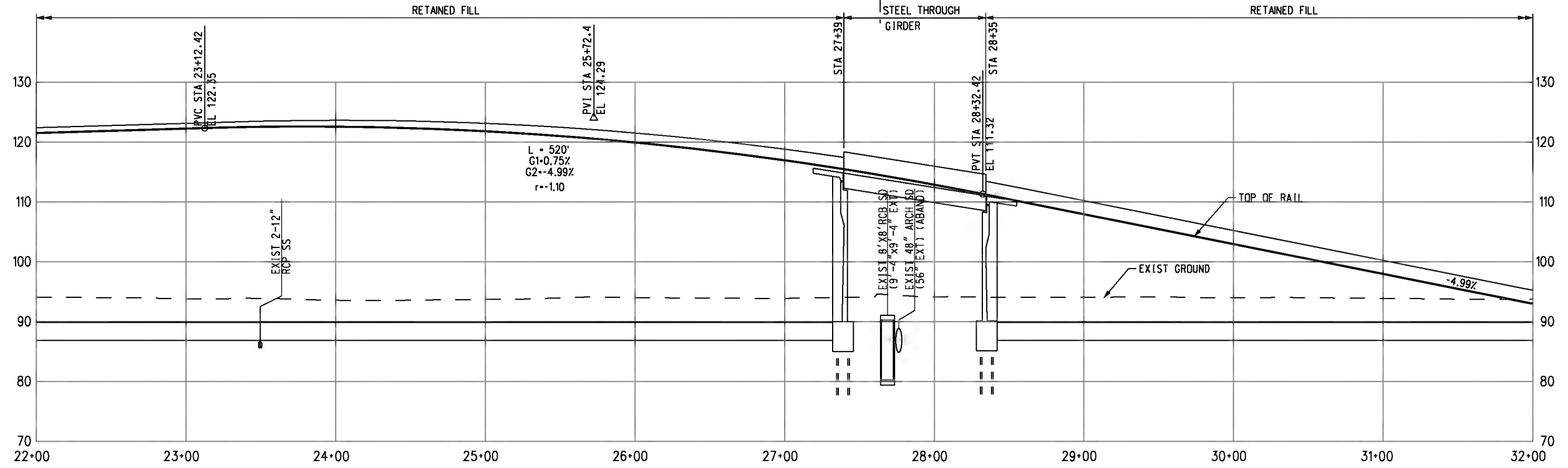
CONTRACT NO	E0117
DRAWING NO	C-002
SCALE	HORIZ: 1" = 40' VERT: 1" = 10'
SHEET NO	133







PLAN



PROFILE

NOTE:  
FOR NOTES SEE DWG. C-001.



J:\veis-feir\Plan & Profile wGeoTables\CLC003.plg  
USER=CIB54384 11:44:28 AM 8/16/2011  
Pentable-MTA.TBL  
Plot Driver - pdf\_11x17\_rev1.plt

THE PREPARATION OF THIS DRAWING HAS BEEN FINANCED IN PART THROUGH A GRANT FROM THE U.S. DEPARTMENT OF TRANSPORTATION, FEDERAL TRANSIT ADMINISTRATION (FTA), UNDER THE FEDERAL TRANSIT ACT OF 1964, AS AMENDED, AND IN PART BY THE TAXES OF THE CITIZENS OF LOS ANGELES COUNTY AND OF THE STATE OF CALIFORNIA.						
REV	DATE	BY	APP	REG NO	EXPIRES	SEAL HOLDER

DESIGNED BY  
T. TAPPAN  
DRAWN BY  
A. GIBBONS  
CHECKED BY  
D. DALI  
IN CHARGE  
G. HEAD  
DATE  
08-12-11

FOR REVIEW  
ONLY NOT FOR  
CONSTRUCTION  
LEE W ABRAMSON  
C44285



LOS ANGELES COUNTY METROPOLITAN  
TRANSPORTATION AUTHORITY

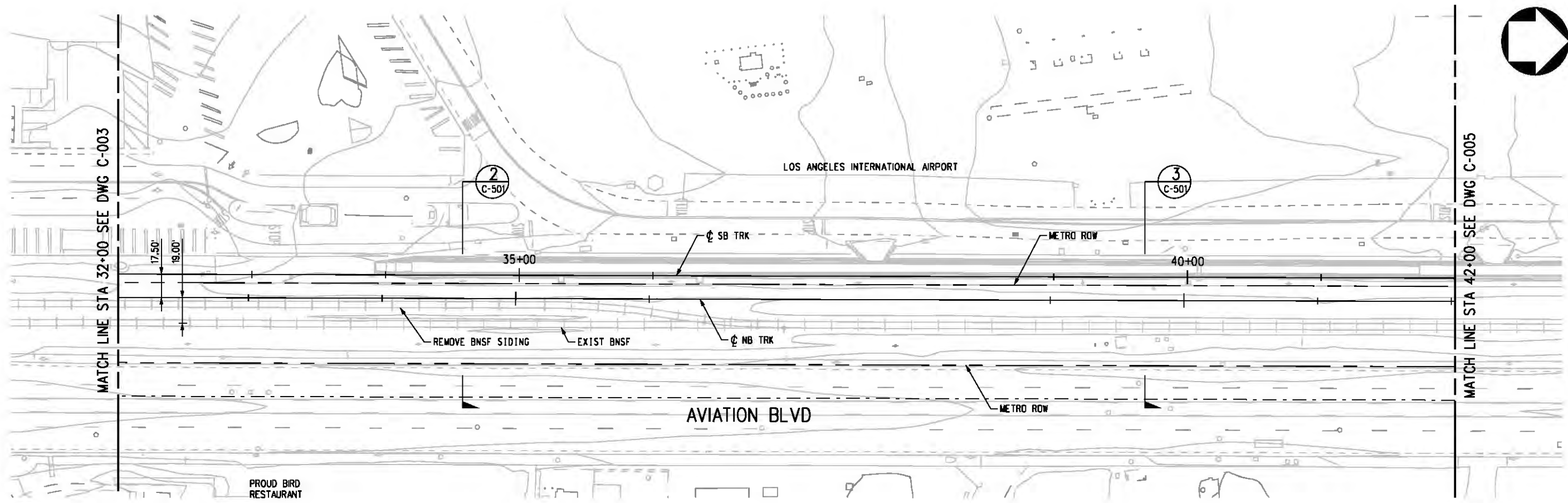
6151 W. Century Blvd.  
Suite 800  
Los Angeles, CA 90045  
Phone: 310-337-0500  
Fax: 310-337-0042

PATTERSON  
&  
ASSOCIATES, INC.  
725 TOWN & COUNTRY RD  
SUITE 300  
ORANGE, CA 92868

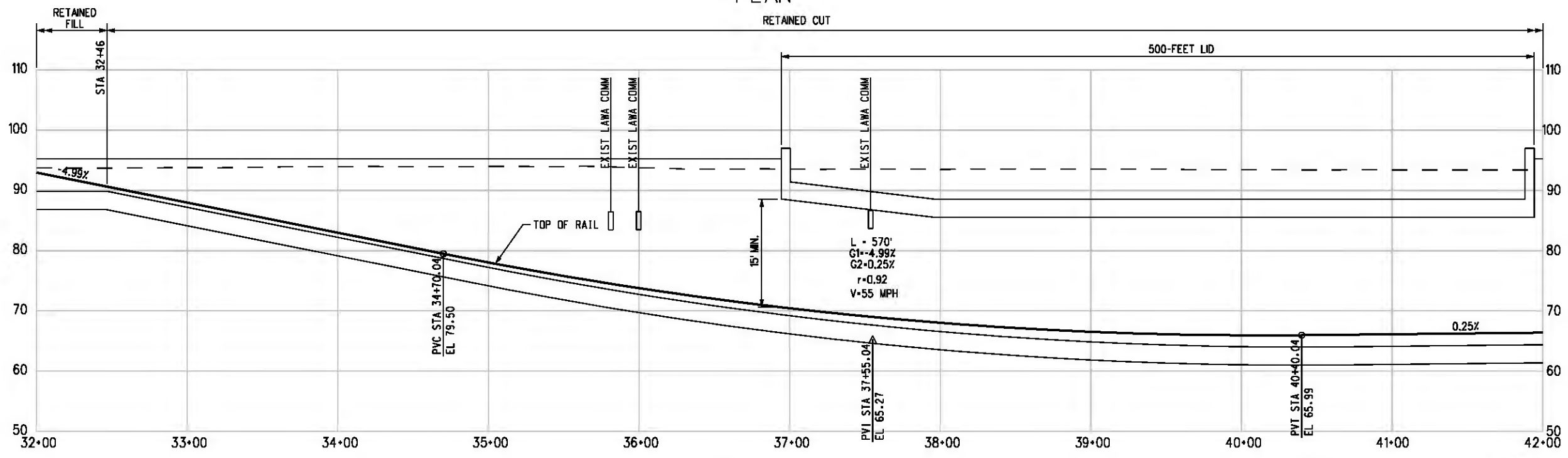
CRENSHAW/LAX  
TRANSIT CORRIDOR PROJECT  
PLAN & PROFILE  
STA 22+00 TO STA 32+00

CONTRACT NO	E0117
DRAWING NO	C-003
SCALE	HORIZ: 1" = 40' VERT: 1" = 10'
SHEET NO	134
REV	0

G:\vfas-feir\Plan & Profile\_wGeoTables\CLC004.plg  
 USER-SOL57960 2:44:09 PM 8/17/2011  
 Pentable-MTA.TBL  
 Plot Driver - pdf\_11x17\_rev1.plt



PLAN



PROFILE

NOTE:  
FOR NOTES SEE DWG. C-001.



THE PREPARATION OF THIS DRAWING HAS BEEN FINANCED IN PART THROUGH A GRANT FROM THE U.S. DEPARTMENT OF TRANSPORTATION, FEDERAL TRANSIT ADMINISTRATION (FTA), UNDER THE FEDERAL TRANSIT ACT OF 1984, AS AMENDED, AND IN PART BY THE TAXES OF THE CITIZENS OF LOS ANGELES COUNTY AND OF THE STATE OF CALIFORNIA.						
REV	DATE	BY	APP	REG NO	EXPIRES	SEAL HOLDER

DESIGNED BY  
T. TAPPAN  
 DRAWN BY  
A. GIBSONS  
 CHECKED BY  
D. DALJ  
 IN CHARGE  
G. HEAD  
 DATE  
08-12-11

FOR REVIEW  
ONLY NOT FOR  
CONSTRUCTION  
LEE W ABRAMSON  
C44285

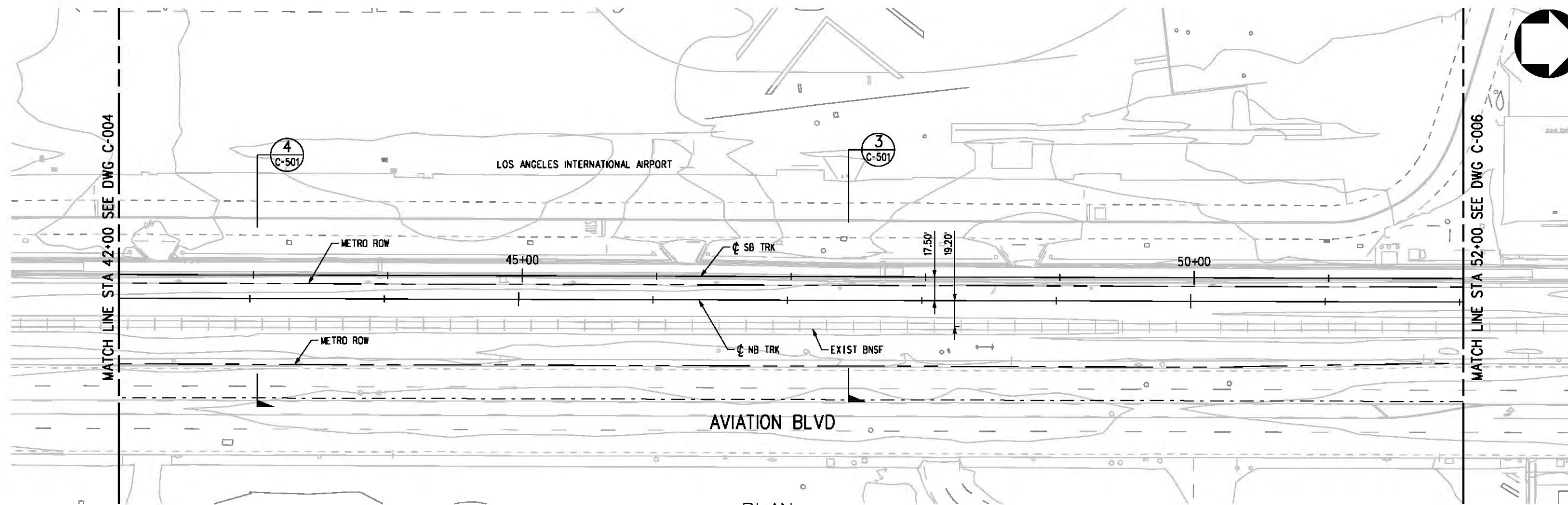
**LOS ANGELES COUNTY METROPOLITAN TRANSPORTATION AUTHORITY**  
**Hatch Mott MacDonald**  
 6151 W. Century Blvd. Suite 800  
 Los Angeles, CA 90045  
 Phone: 310-337-0500 Fax: 310-337-0042

**PATTERSON & ASSOCIATES, INC.**  
 725 TOWN & COUNTRY RD SUITE 300  
 ORANGE, CA 92668

**CRENSHAW/LAX TRANSIT CORRIDOR PROJECT**  
**PLAN & PROFILE**  
**STA 32+00 TO STA 42+00**

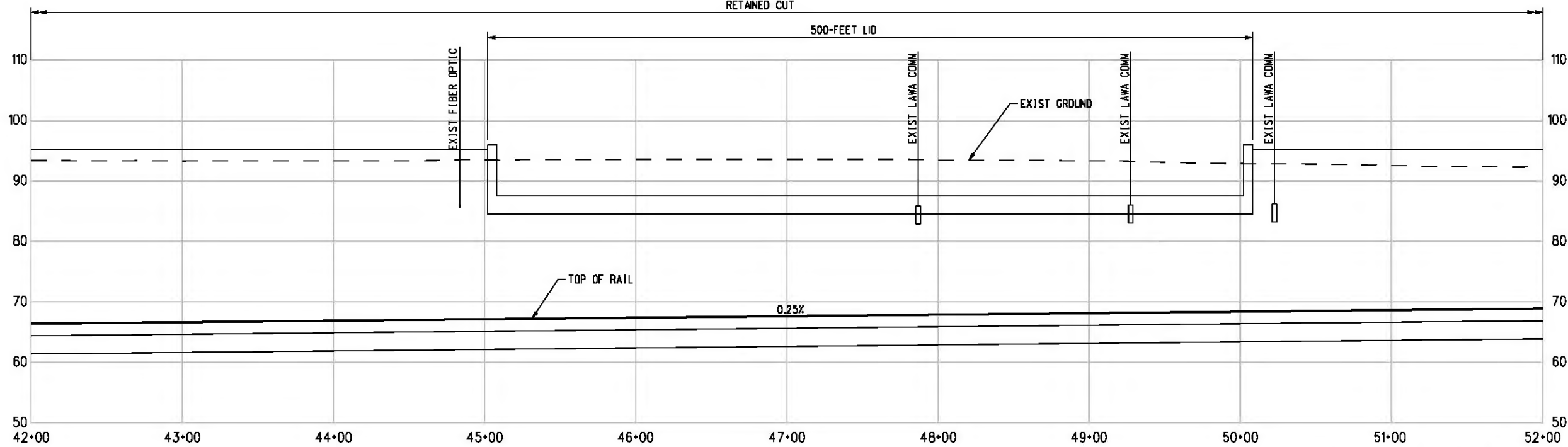
CONTRACT NO	E0117
DRAWING NO	C-004
SCALE	HORIZ: 1" = 40' VERT: 1" = 10'
SHEET NO	135

Plot Driver - pdf\_11x17\_rev1.plt  
 Pentable-MTA.TBL  
 USER=CIB54384 10:05:20 AM 8/16/2011  
 J:\eis-fei\Plan & Profile\GeoTables\CLC005.plg



PLAN

RETAINED CUT



PROFILE

NOTE:  
FOR NOTES SEE DWG. C-001.

THE PREPARATION OF THIS DRAWING HAS BEEN FINANCED IN PART THROUGH A GRANT FROM THE U.S. DEPARTMENT OF TRANSPORTATION, FEDERAL TRANSIT ADMINISTRATION (FTA), UNDER THE FEDERAL TRANSIT ACT OF 1984, AS AMENDED, AND IN PART BY THE TAXES OF THE CITIZENS OF LOS ANGELES COUNTY AND OF THE STATE OF CALIFORNIA.						
REV	DATE	BY	APP	REG NO	EXPIRES	SEAL HOLDER

DESIGNED BY  
T. TAPPAN  
 DRAWN BY  
A. GIBBONS  
 CHECKED BY  
D. DALJ  
 IN CHARGE  
G. HEAD  
 DATE  
08-12-11

FOR REVIEW  
ONLY NOT FOR  
CONSTRUCTION  
LEE W ABRAMSON  
C44285

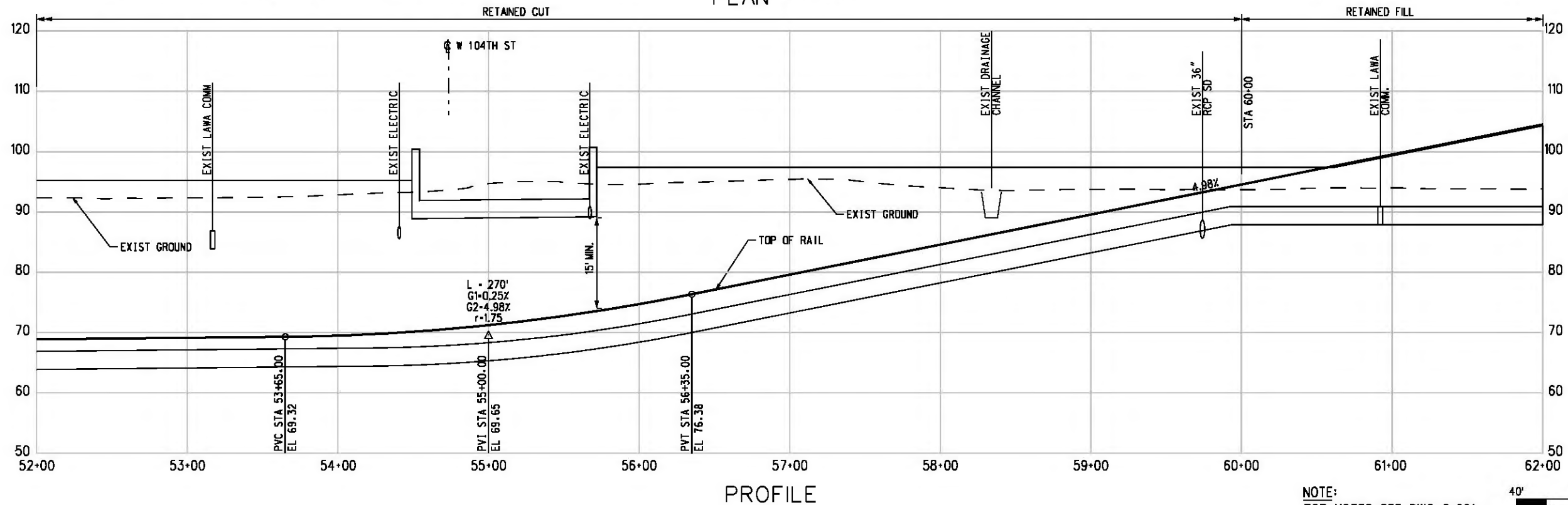
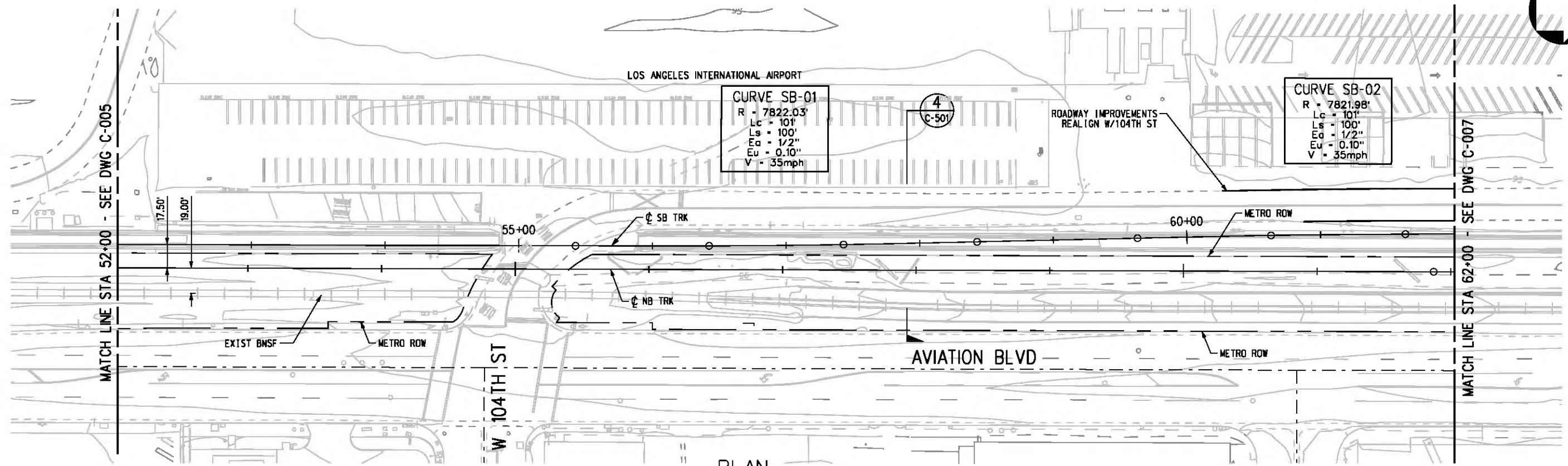
**LOS ANGELES COUNTY METROPOLITAN TRANSPORTATION AUTHORITY**  
**Hatch Mott MacDonald**  
 601 W. Century Blvd. Suite 800 Los Angeles, CA 90045 Phone: 310-337-0500 Fax: 310-337-0042  
**PATTERSON & ASSOCIATES, INC.** 725 TOWN & COUNTRY RD SUITE 300 ORANGE, CA 92868

**CRENSHAW/LAX TRANSIT CORRIDOR PROJECT**  
 PLAN & PROFILE  
 STA 42+00 TO STA 52+00

CONTRACT NO	E0117
DRAWING NO	C-005
SCALE	HORIZ: 1" = 40' VERT: 1" = 10'
SHEET NO	136



Plot Driver - pdf\_11x17\_rev1.plt  
 Pentable-MTA.TBL  
 USER=CIB54384 10:28:33 AM 8/16/2011  
 J:\eis\air\Plan & Profile\GeoTables\CLC006.plg



THE PREPARATION OF THIS DRAWING HAS BEEN FINANCED IN PART THROUGH A GRANT FROM THE U.S. DEPARTMENT OF TRANSPORTATION (FTA), UNDER THE FEDERAL TRANSIT ACT OF 1984, AS AMENDED, AND IN PART BY THE TAXES OF THE CITIZENS OF LOS ANGELES COUNTY AND OF THE STATE OF CALIFORNIA.						
REV	DATE	BY	APP	REG NO	EXPIRES	SEAL HOLDER

DESIGNED BY  
 T. TAPPAN  
 DRAWN BY  
 A. GIBBONS  
 CHECKED BY  
 D. DALY  
 IN CHARGE  
 G. HEAD  
 DATE  
 08-12-11

FOR REVIEW ONLY NOT FOR CONSTRUCTION  
 LEE W ABRAMSON  
 C44285

**LOS ANGELES COUNTY METROPOLITAN TRANSPORTATION AUTHORITY**  

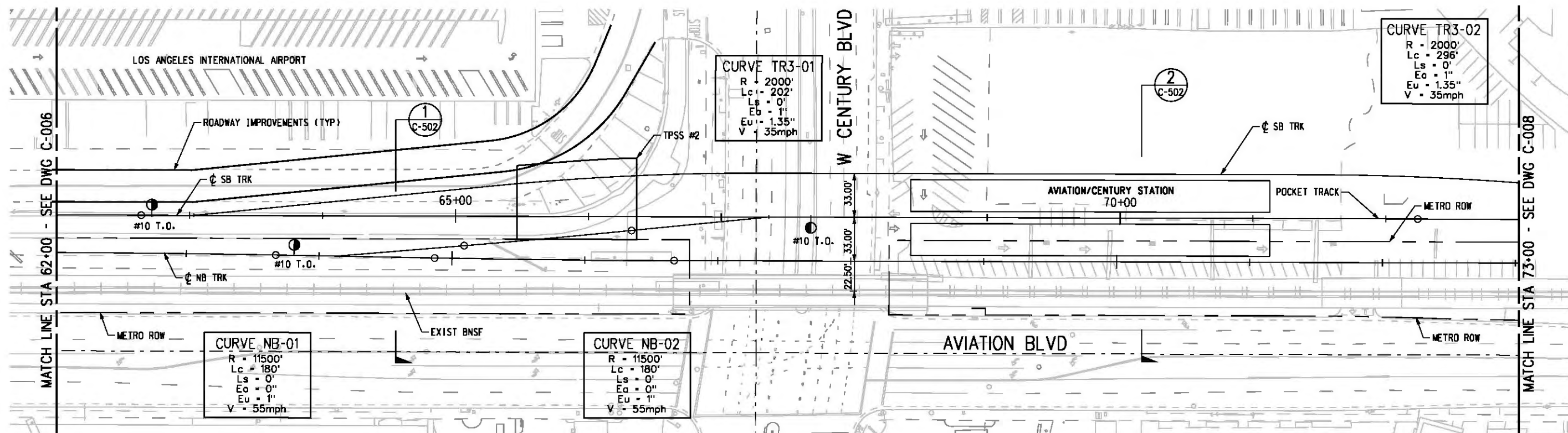
 601 W. Century Blvd. Suite 800 Los Angeles, CA 90045 Phone: 310-337-0500 Fax: 310-337-0042

**PATTERSON & ASSOCIATES, INC.**  
 725 TOWN & COUNTRY RD SUITE 300 ORANGE, CA 92868

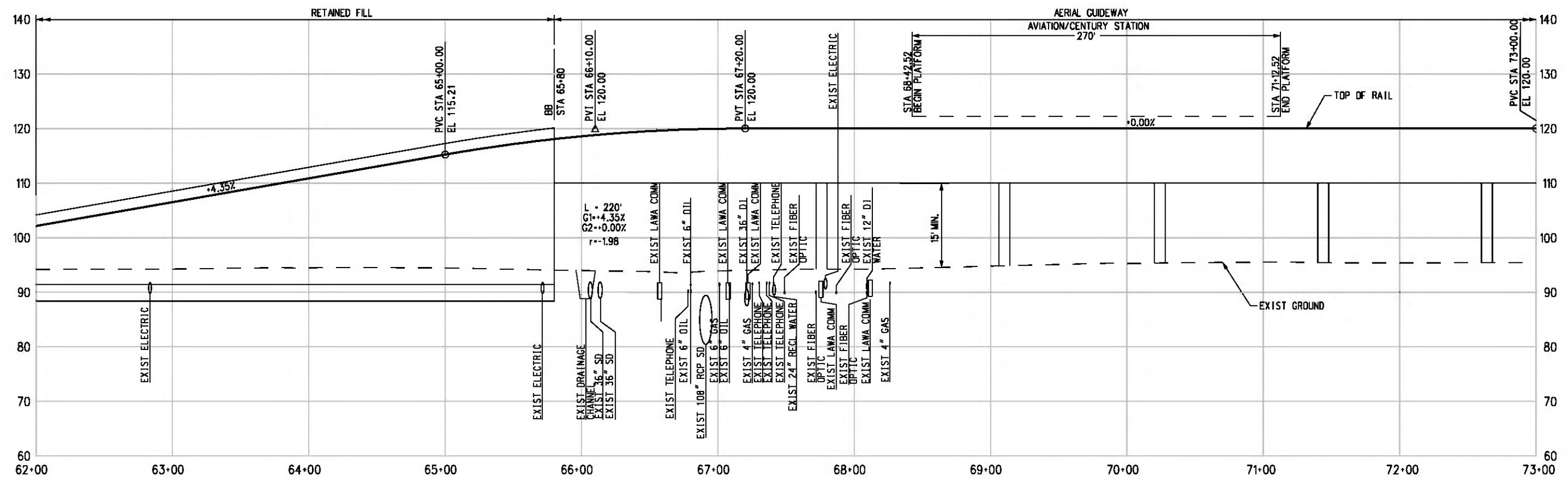
**CRENSHAW/LAX TRANSIT CORRIDOR PROJECT**  
 PLAN & PROFILE  
 STA 52+00 TO STA 62+00

CONTRACT NO	E0117
DRAWING NO	C-006
SCALE	HORIZ: 1" = 40' VERT: 1" = 10'
SHEET NO	137

Plot Driver - pdf\_11x17\_rev1.plt  
 Pentable-MTA.TBL  
 USER-VAS55585 2:20:11 PM 12/9/2010 c:\pwworking\hmm\vas55585\dms02812\CLC007.plg



PLAN



PROFILE

NOTE:  
 FOR NOTES SEE DWG. C-001.  
 BASE PROJECT



THE PREPARATION OF THIS DRAWING HAS BEEN FINANCED IN PART THROUGH A GRANT FROM THE U.S. DEPARTMENT OF TRANSPORTATION, FEDERAL TRANSIT ADMINISTRATION (FTA), UNDER THE FEDERAL TRANSIT ACT OF 1984, AS AMENDED, AND IN PART BY THE TAXES OF THE CITIZENS OF LOS ANGELES COUNTY AND OF THE STATE OF CALIFORNIA.						
REV	DATE	BY	APP	REG NO	EXPIRES	DESCRIPTION

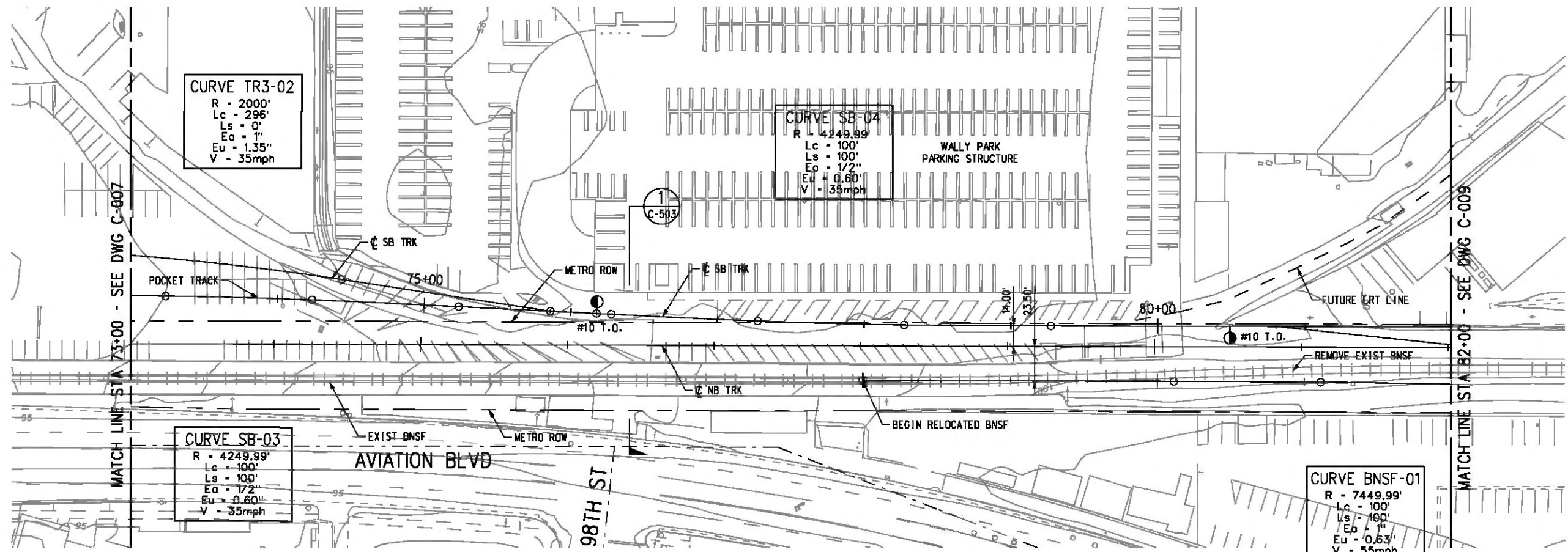
DESIGNED BY  
 T. TAPPAN  
 DRAWN BY  
 A. GIBBONS  
 CHECKED BY  
 D. DALI  
 IN CHARGE  
 G. HEAD  
 DATE  
 12-10-10

FOR REVIEW  
 ONLY NOT FOR  
 CONSTRUCTION  
 LEE W ABRAMSON  
 C44285

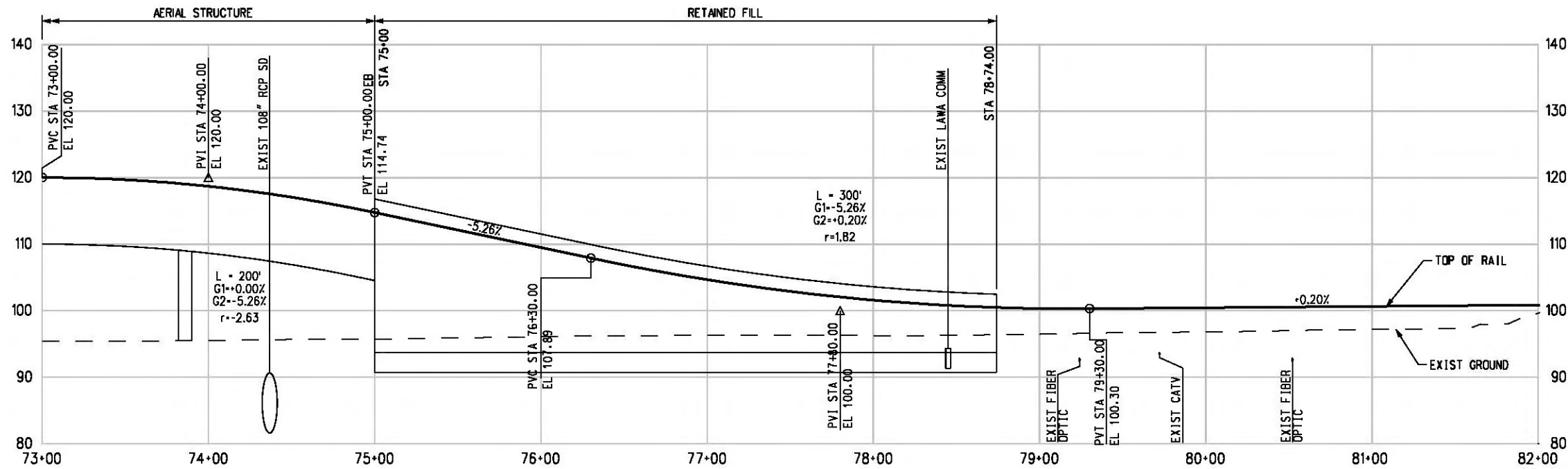
**LOS ANGELES COUNTY METROPOLITAN TRANSPORTATION AUTHORITY**  
**Hatch Mott MacDonald**  
 601 W. Century Blvd. Suite 600 Los Angeles, CA 90045 Phone: 310-337-0500 Fax: 310-337-0042  
**PATTERSON & ASSOCIATES, INC.**  
 725 TOWN & COUNTRY RD SUITE 300 ORANGE, CA 92868

**CRENSHAW/LAX TRANSIT CORRIDOR PROJECT**  
 PLAN & PROFILE  
 STA 62+00 TO STA 73+00

CONTRACT NO	E0117
DRAWING NO	C-007
SCALE	HORIZ: 1" = 40' VERT: 1" = 10'
SHEET NO	138



PLAN



PROFILE

NOTE:  
FOR NOTES SEE DWG. C-001.  
BASE PROJECT



c:\pwworking\hmm\st099999\dms02812\CLC008.plg

USER=st099999 10:47:04 AM 12/6/2010

Pentable-MTA.TBL

Plot Driver - pdf\_11x17\_rev1.plt

THE PREPARATION OF THIS DRAWING HAS BEEN FINANCED IN PART THROUGH A GRANT FROM THE U.S. DEPARTMENT OF TRANSPORTATION, FEDERAL TRANSIT ADMINISTRATION (FTA), UNDER THE FEDERAL TRANSIT ACT OF 1984, AS AMENDED, AND IN PART BY THE TAXES OF THE CITIZENS OF LOS ANGELES COUNTY AND OF THE STATE OF CALIFORNIA.

REV	DATE	BY	APP	REG NO	EXPIRES	SEAL HOLDER	DESCRIPTION

DESIGNED BY  
T. TAPPAN  
DRAWN BY  
A. GIBBONS  
CHECKED BY  
D. DALY  
IN CHARGE  
G. HEAD  
DATE  
12-10-10

FOR REVIEW  
ONLY NOT FOR  
CONSTRUCTION  
LEE W ABRAMSON  
C44285



LOS ANGELES COUNTY METROPOLITAN  
TRANSPORTATION AUTHORITY  
651 W. Century Blvd.  
Suite 800  
Los Angeles, CA 90045  
Phone: 310-337-0500  
Fax: 310-337-0042  
PATTERSON  
&  
ASSOCIATES, INC. 725 TOWN & COUNTRY RD  
SUITE 300  
ORANGE, CA 92668

CRENSHAW/LAX  
TRANSIT CORRIDOR PROJECT  
PLAN & PROFILE  
STA 73+00 TO STA 82+00

CONTRACT NO	E0117
DRAWING NO	C-008
SCALE	HORIZ: 1" = 40' VERT: 1" = 10'
SHEET NO	139

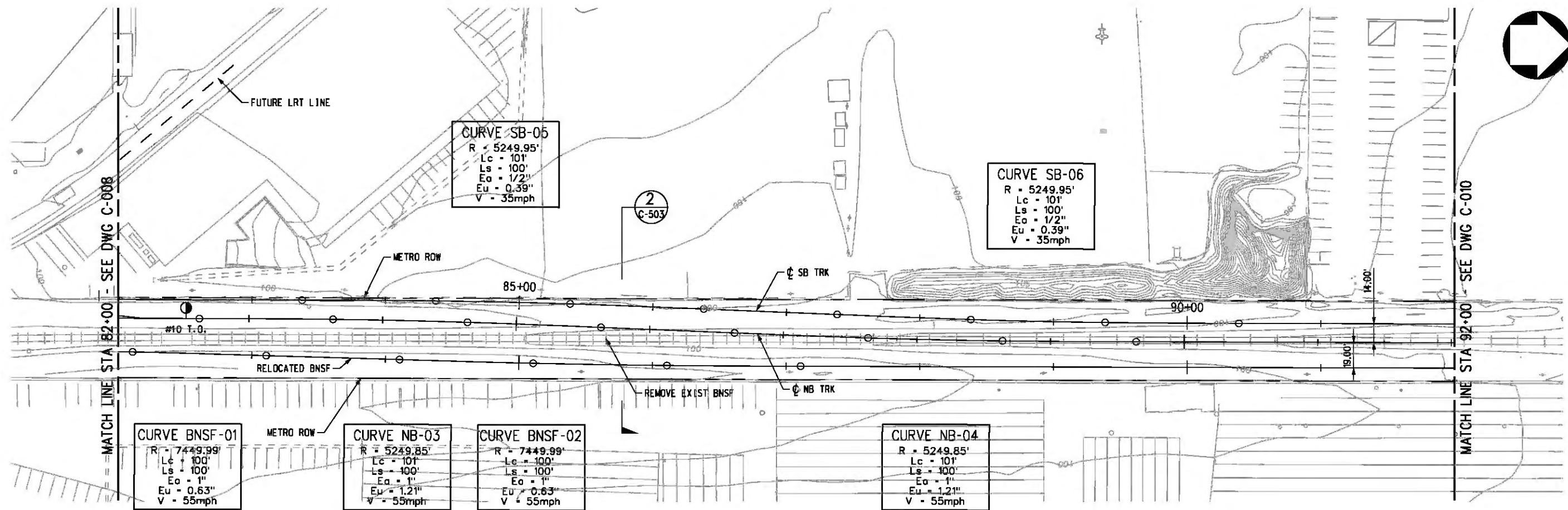


c:\pwworking\hmm\st099999\dms02812\CL C009.plg

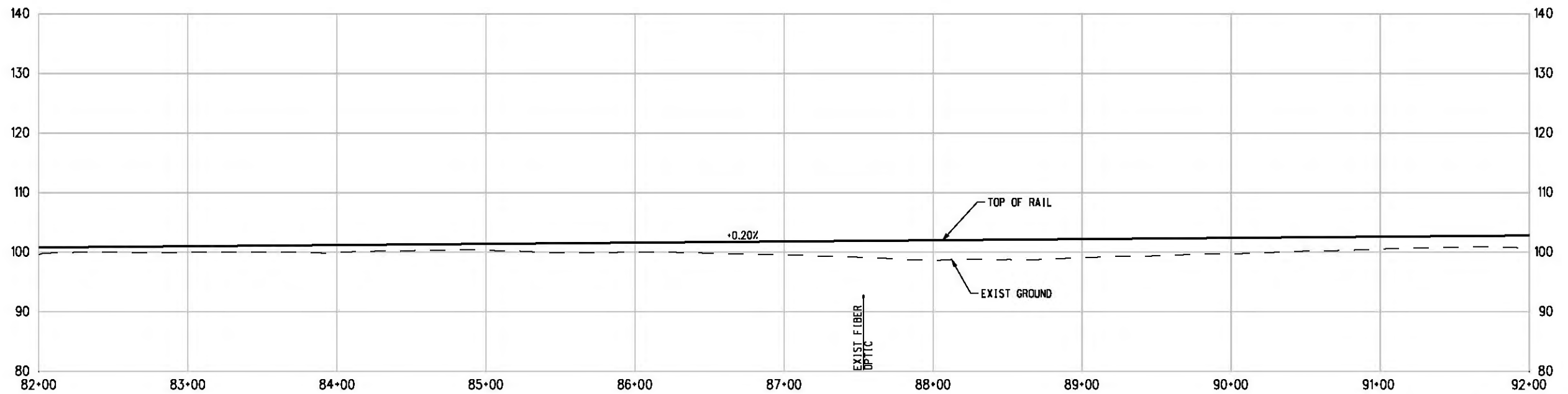
USER=st099999 3:20:46 PM 12/6/2010

Pentable-

Plot Driver - pdf\_11x17\_rev1.plt



PLAN



PROFILE

NOTE:  
FOR NOTES SEE DWG. C-001.  
BASE PROJECT



THE PREPARATION OF THIS DRAWING HAS BEEN FINANCED IN PART THROUGH A GRANT FROM THE U.S. DEPARTMENT OF TRANSPORTATION, FEDERAL TRANSIT ADMINISTRATION (FTA), UNDER THE FEDERAL TRANSIT ACT OF 1984, AS AMENDED, AND IN PART BY THE TAXES OF THE CITIZENS OF LOS ANGELES COUNTY AND OF THE STATE OF CALIFORNIA.

REV	DATE	BY	APP	REG NO	EXPIRES	SEAL HOLDER	DESCRIPTION

DESIGNED BY  
T. TAPPAN  
DRAWN BY  
A. GIBBONS  
CHECKED BY  
D. DALI  
IN CHARGE  
G. HEAD  
DATE  
12-10-10

FOR REVIEW ONLY NOT FOR CONSTRUCTION  
LEE W ABRAMSON  
C44285



LOS ANGELES COUNTY METROPOLITAN TRANSPORTATION AUTHORITY  
651 W. Century Blvd. Suite 800 Los Angeles, CA 90045 Phone: 310-337-0500 Fax: 310-337-0042  
PATTERSON & ASSOCIATES, INC. 725 TOWN & COUNTRY RD SUITE 300 ORANGE, CA 92868 CIVIL/TRANSPORTATION ENGINEERING

CRENSHAW/LAX TRANSIT CORRIDOR PROJECT  
PLAN & PROFILE  
STA 82+00 TO STA 92+00

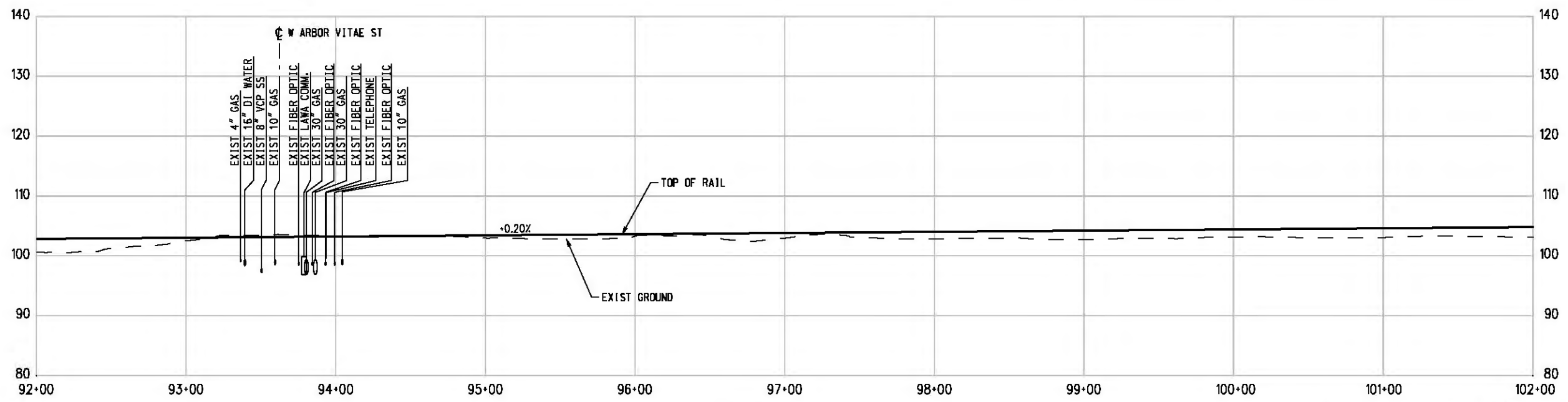
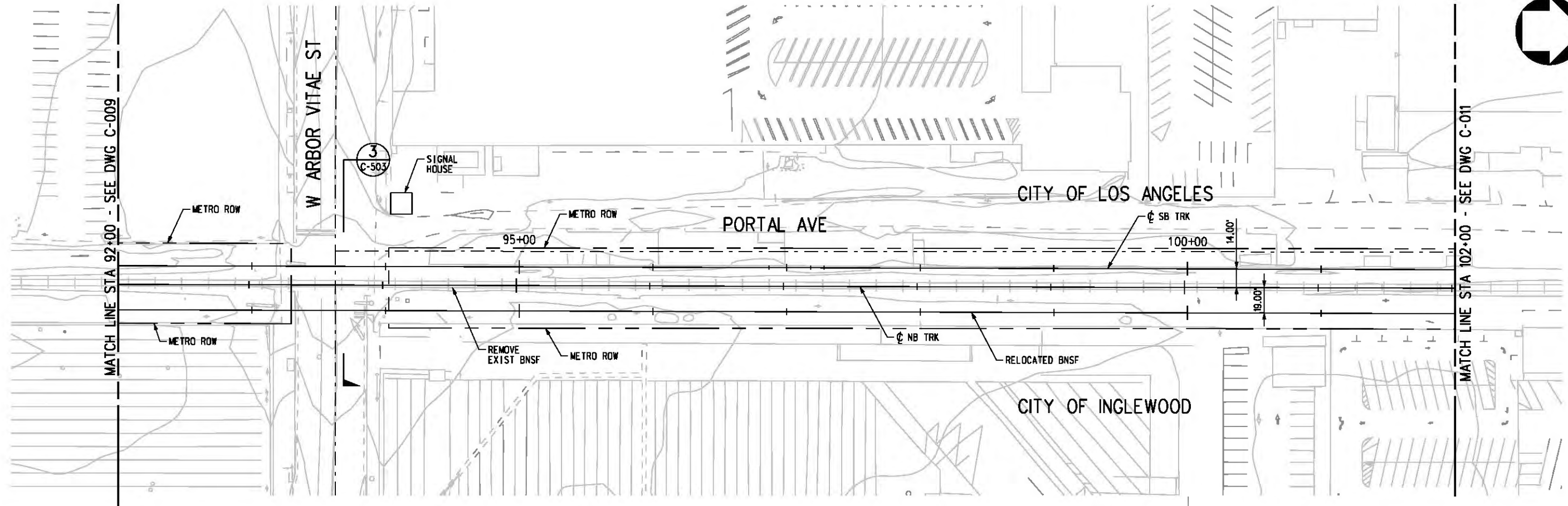

CONTRACT NO	E0117
DRAWING NO	C-009
SCALE	HORIZ: 1" = 40' VERT: 1" = 10'
SHEET NO	140

c:\pwworking\hmm\vas55585\dms02812\CLC010.plg

USER-VAS55585 10:44:29 AM 12/6/2010

Pentable-MTA.TBL

Plot Driver - pdf\_11x17\_rev1.plt



NOTE:  
FOR NOTES SEE DWG. C-001.  
BASE PROJECT



THE PREPARATION OF THIS DRAWING HAS BEEN FINANCED IN PART THROUGH A GRANT FROM THE U.S. DEPARTMENT OF TRANSPORTATION, FEDERAL TRANSIT ADMINISTRATION (FTA), UNDER THE FEDERAL TRANSIT ACT OF 1984, AS AMENDED, AND IN PART BY THE TAXES OF THE CITIZENS OF LOS ANGELES COUNTY AND OF THE STATE OF CALIFORNIA.

REV	DATE	BY	APP	REG NO	EXPIRES	SEAL HOLDER	DESCRIPTION

DESIGNED BY  
T. TAPPAN

DRAWN BY  
A. GIBBONS

CHECKED BY  
D. DALJ

IN CHARGE  
G. HEAD

DATE  
12-10-10

FOR REVIEW  
ONLY NOT FOR  
CONSTRUCTION

LEE W ABRAMSON  
C44285

**M Metro**

**Hatch Mott MacDonald**

6101 W. Century Blvd.  
Suite 800  
Los Angeles, CA 90045  
Phone: 310-337-0500  
Fax: 310-337-0042

**PATTERSON & ASSOCIATES, INC.**

725 TOWN & COUNTRY RD  
SUITE 300  
ORANGE, CA 92868

CIVIL/THROUGHTON ENGINEERING

LOS ANGELES COUNTY METROPOLITAN TRANSPORTATION AUTHORITY

CRENSHAW/LAX TRANSIT CORRIDOR PROJECT

PLAN & PROFILE

STA 92+00 TO STA 102+00

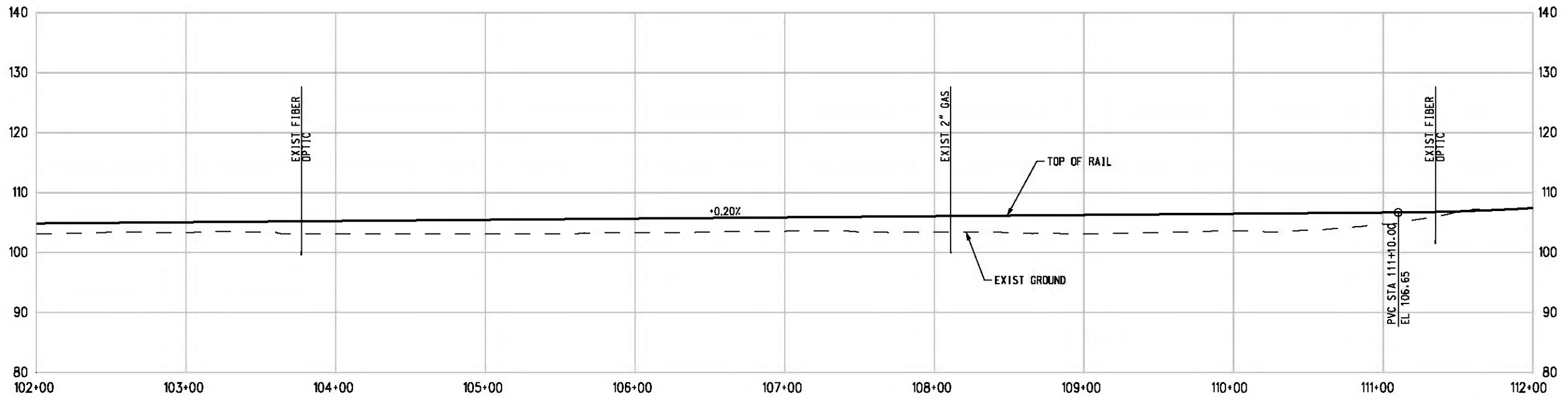
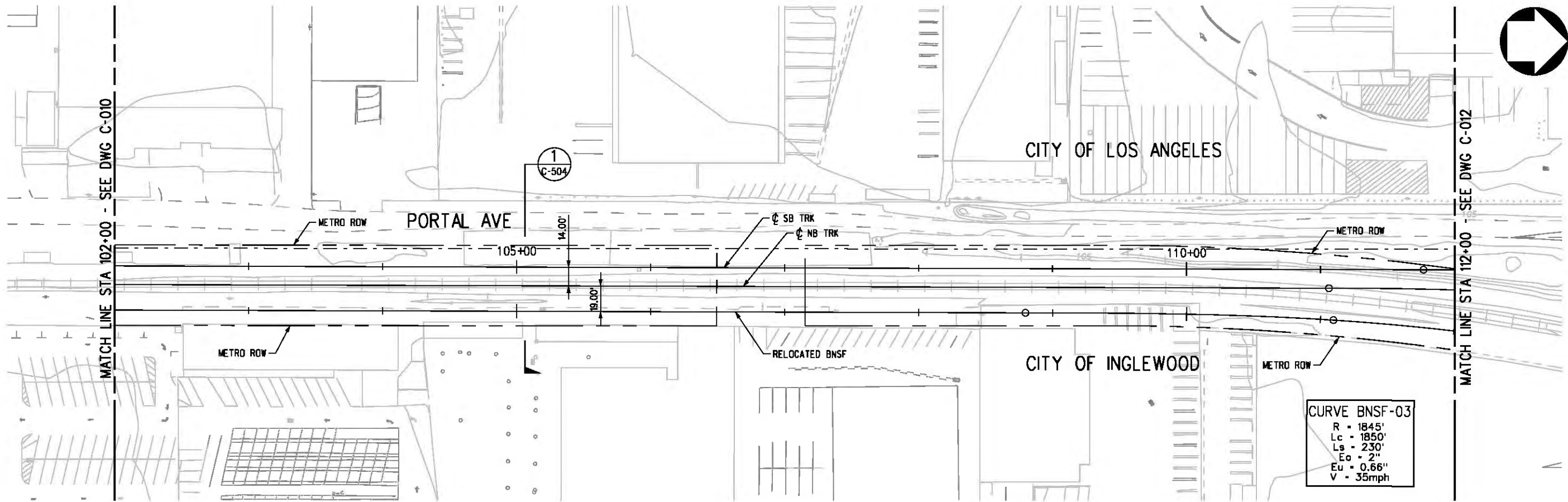
CONTRACT NO	E0117
DRAWING NO	C-010
SCALE	HORIZ: 1" = 40' VERT: 1" = 10'
SHEET NO	141

c:\pwworking\hmm\vas55585\dms02812\CLC011.plg

USER-VAS55585 3:23:42 PM 12/2/2010

Pentable-MTA.TBL

Plot Driver - pdf\_11x17\_rev1.plt



NOTE:  
FOR NOTES SEE DWG. C-001.  
BASE PROJECT



THE PREPARATION OF THIS DRAWING HAS BEEN FINANCED IN PART THROUGH A GRANT FROM THE U.S. DEPARTMENT OF TRANSPORTATION, FEDERAL TRANSIT ADMINISTRATION (FTA), UNDER THE FEDERAL TRANSIT ACT OF 1984, AS AMENDED, AND IN PART BY THE TAXES OF THE CITIZENS OF LOS ANGELES COUNTY AND OF THE STATE OF CALIFORNIA.

REV	DATE	BY	APP	REG NO	EXPIRES	SEAL HOLDER	DESCRIPTION

DESIGNED BY  
T. TAPPAN

DRAWN BY  
A. GIBSONS

CHECKED BY  
D. DALJ

IN CHARGE  
G. HEAD

DATE  
12-10-10

FOR REVIEW  
ONLY NOT FOR  
CONSTRUCTION  
LEE W ABRAMSON  
C44285

**M** Metro LOS ANGELES COUNTY METROPOLITAN TRANSPORTATION AUTHORITY

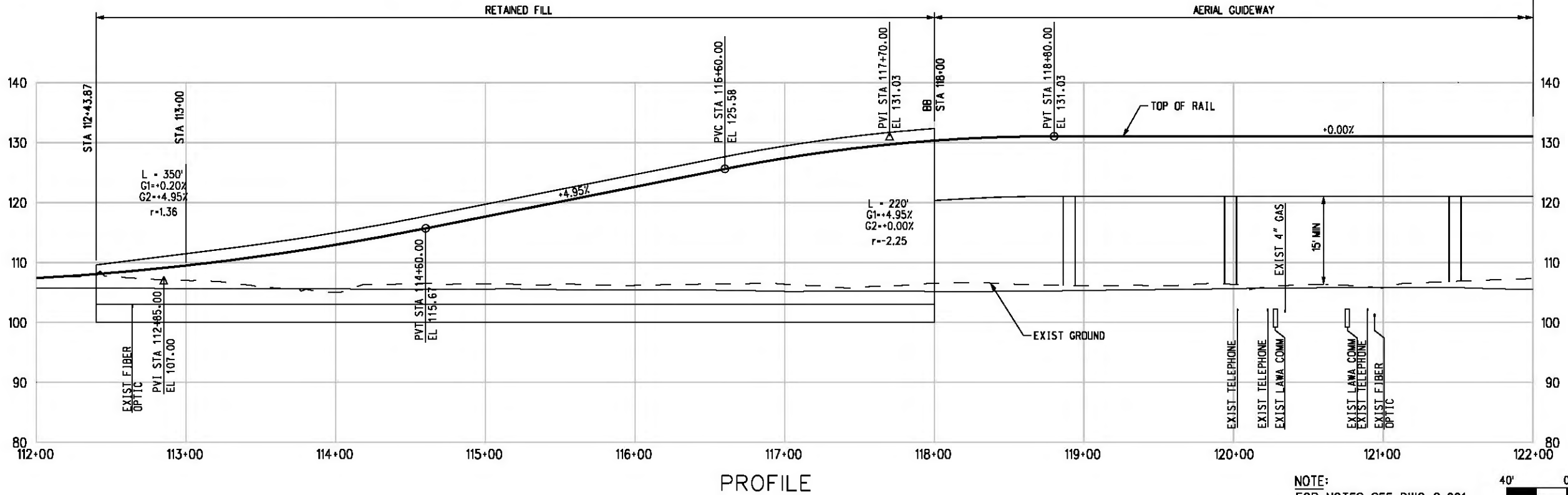
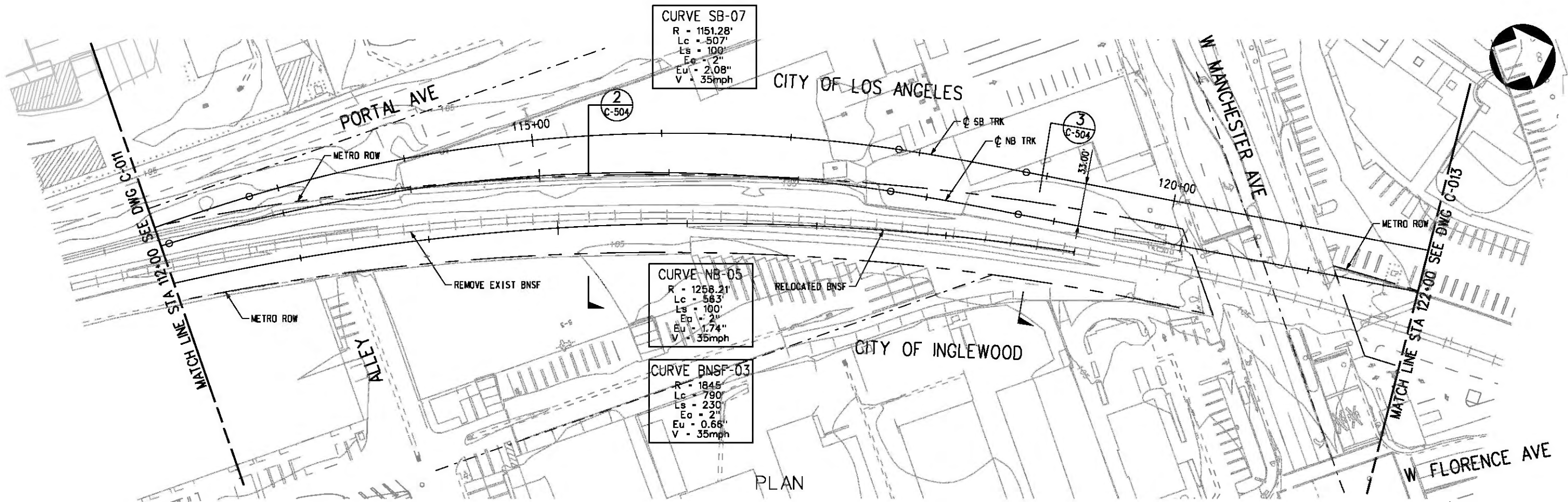
**Hatch Mott MacDonald** 6101 W. Century Blvd. Suite 800 Los Angeles, CA 90045 Phone: 310-337-0500 Fax: 310-337-0042

**PATTERSON & ASSOCIATES, INC.** 725 TOWN & COUNTRY RD SUITE 300 ORANGE, CA 92868 CIVIL/TRANSPORTATION ENGINEERING

CRENSHAW/LAX TRANSIT CORRIDOR PROJECT  
PLAN & PROFILE  
STA 102+00 TO STA 112+00

CONTRACT NO	E0117
DRAWING NO	C-011
SCALE	HORIZ: 1" = 40' VERT: 1" = 10'
SHEET NO	142





NOTE:  
 FOR NOTES SEE DWG. C-001.  
 BASE PROJECT



THE PREPARATION OF THIS DRAWING HAS BEEN FINANCED IN PART THROUGH A GRANT FROM THE U.S. DEPARTMENT OF TRANSPORTATION, FEDERAL TRANSIT ADMINISTRATION (FTA), UNDER THE FEDERAL TRANSIT ACT OF 1984, AS AMENDED, AND IN PART BY THE TAXES OF THE CITIZENS OF LOS ANGELES COUNTY AND OF THE STATE OF CALIFORNIA.						
REV	DATE	BY	APP	REG NO	EXPIRES	SEAL HOLDER

DESIGNED BY  
T. TAPPAN

DRAWN BY  
A. GIBBONS

CHECKED BY  
D. DALJ

IN CHARGE  
G. HEAD

DATE  
12-10-10

FOR REVIEW ONLY NOT FOR CONSTRUCTION

LEE W ABRAMSON  
 C44285

**Metro** LOS ANGELES COUNTY METROPOLITAN TRANSPORTATION AUTHORITY

**Hatch Mott MacDonald**  
 601 W. Century Blvd. Suite 800  
 Los Angeles, CA 90045  
 Phone: 310-337-0500 Fax: 310-337-0042

**PATTERSON & ASSOCIATES, INC.**  
 725 TOWN & COUNTRY RD SUITE 300  
 ORANGE, CA 92668

CRENSHAW/LAX TRANSIT CORRIDOR PROJECT  
 PLAN & PROFILE  
 STA 112+00 TO STA 122+00

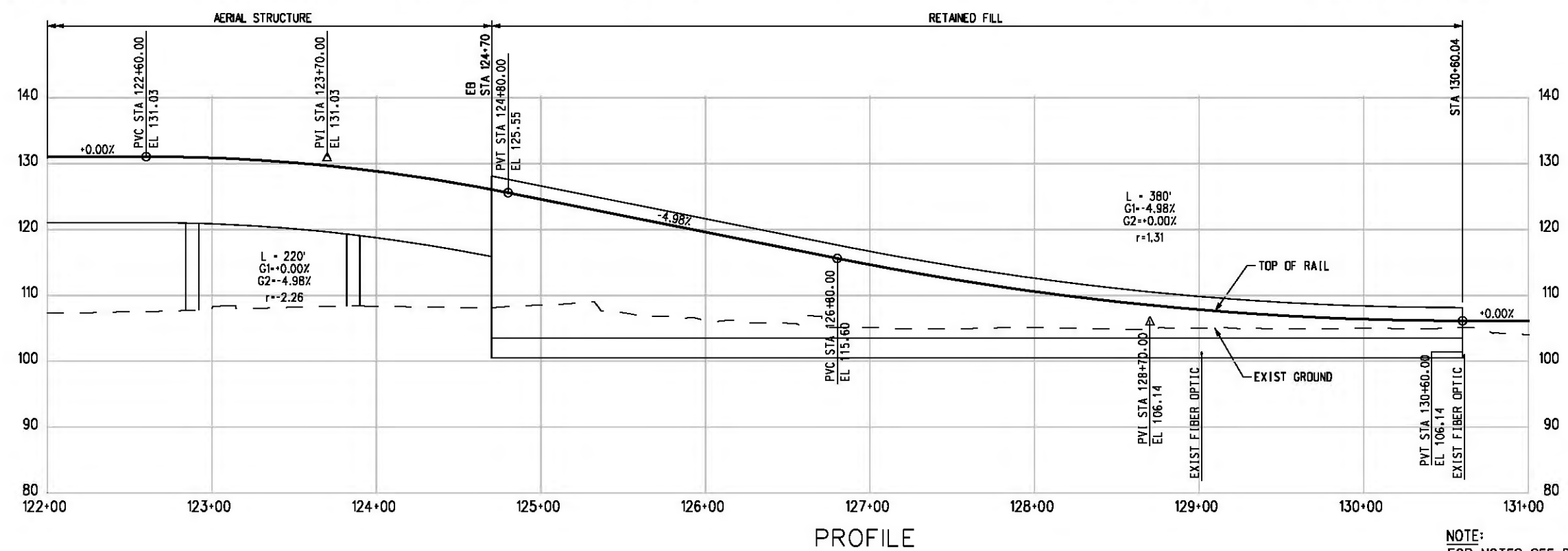
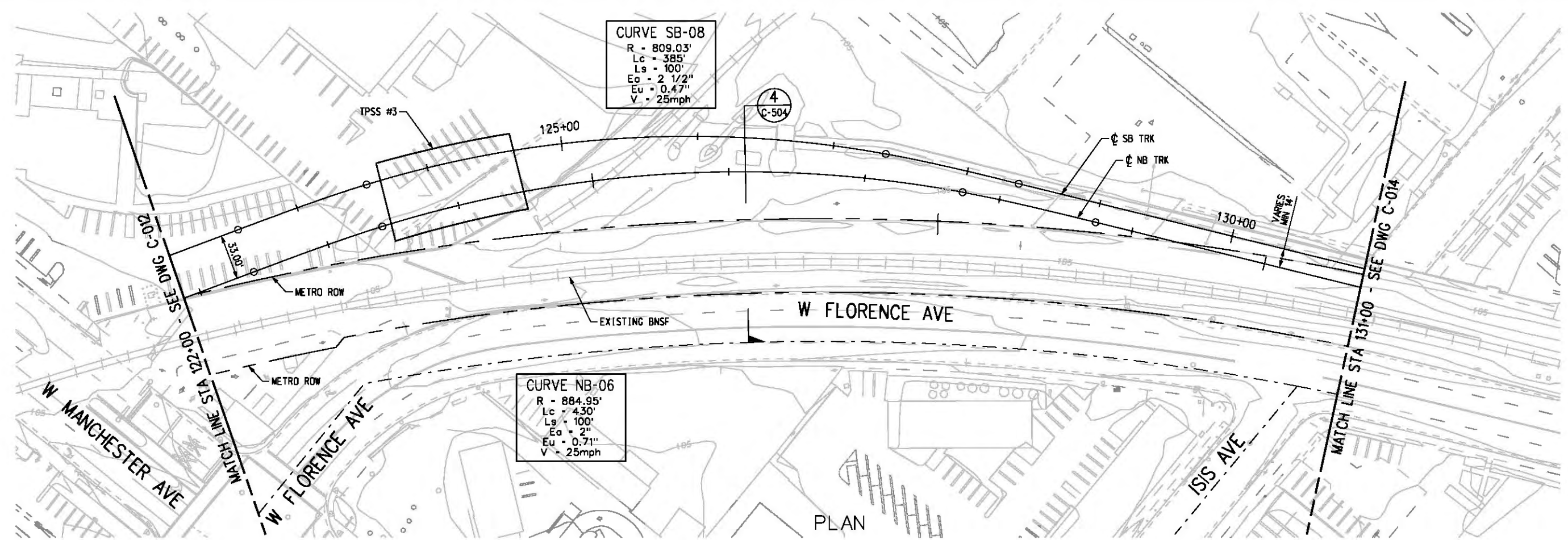
CONTRACT NO	E0117
DRAWING NO	C-012
REV	0
SCALE	HORIZ: 1" = 40' VERT: 1" = 10'
SHEET NO	143

c:\pwworking\hmm\vas55585\dms02812\CLC013.plg

USER-VAS55585 11:21:47 AM 12/6/2010

Pentable-MTA.TBL

Plot Driver - pdf\_11x17\_rev1.plt



NOTE:  
FOR NOTES SEE DWG. C-001.  
BASE PROJECT



THE PREPARATION OF THIS DRAWING HAS BEEN FINANCED IN PART THROUGH A GRANT FROM THE U.S. DEPARTMENT OF TRANSPORTATION, FEDERAL TRANSIT ADMINISTRATION (FTA), UNDER THE FEDERAL TRANSIT ACT OF 1984, AS AMENDED, AND IN PART BY THE TAXES OF THE CITIZENS OF LOS ANGELES COUNTY AND OF THE STATE OF CALIFORNIA.						
REV	DATE	BY	APP	REG NO	EXPIRES	SEAL HOLDER

DESIGNED BY  
T. TAPPAN  
DRAWN BY  
A. GIBBONS  
CHECKED BY  
D. DALJ  
IN CHARGE  
G. HEAD  
DATE  
12-10-10

FOR REVIEW ONLY NOT FOR CONSTRUCTION  
LEE W ABRAMSON  
C44285

**Metro** LOS ANGELES COUNTY METROPOLITAN TRANSPORTATION AUTHORITY

**Hatch Mott MacDonald** 6101 W. Century Blvd. Suite 800 Los Angeles, CA 90045 Phone: 310-337-0500 Fax: 310-337-0042

**PATTERSON & ASSOCIATES, INC.** 725 TOWN & COUNTRY RD SUITE 300 ORANGE, CA 92868

CRENSHAW/LAX TRANSIT CORRIDOR PROJECT  
PLAN & PROFILE  
STA 122+00 TO STA 131+00

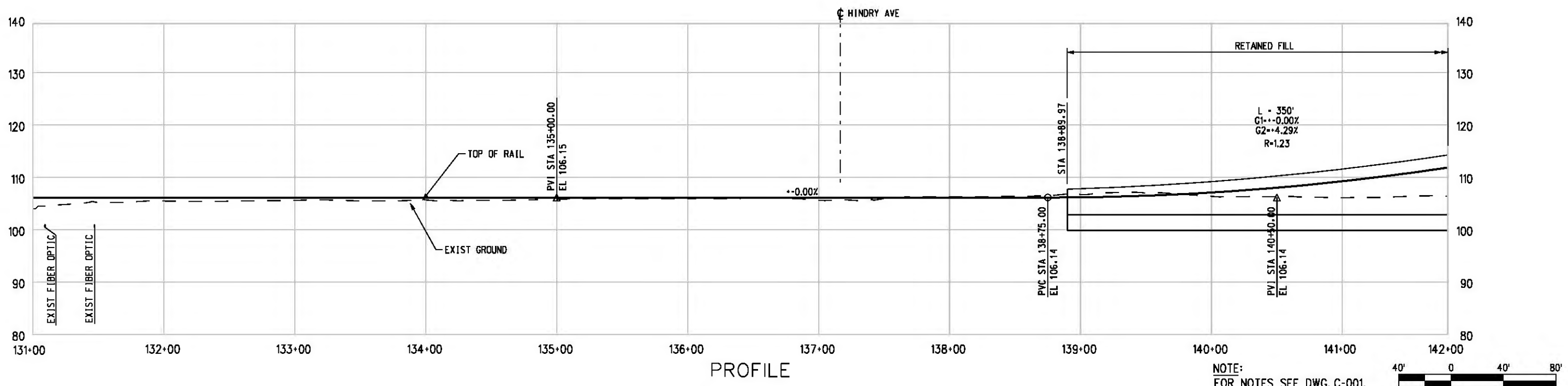
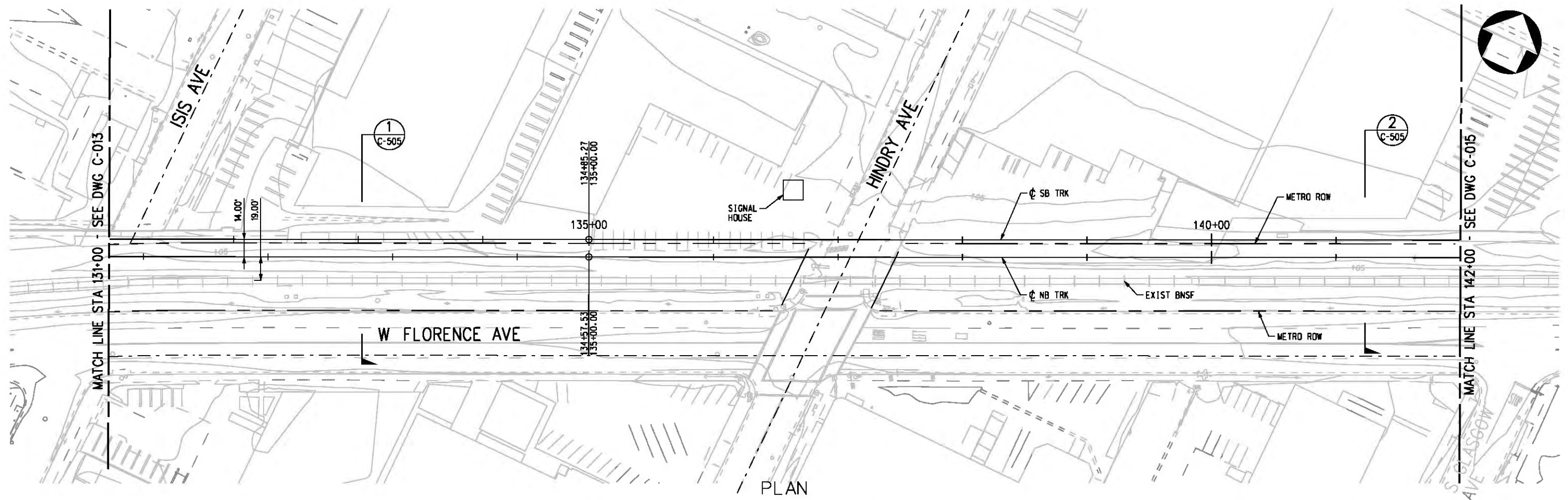
CONTRACT NO	E0117
DRAWING NO	C-013
SCALE	HORIZ: 1" = 40' VERT: 1" = 10'
SHEET NO	144

c:\pwworking\hmm\vas55585\dms02812\CLC014.plg

USER=VAS55585 2:14:57 PM 12/9/2010

Pentable-MTA.TBL

Plot Driver - pdf\_11x17\_rev1.plt



THE PREPARATION OF THIS DRAWING HAS BEEN FINANCED IN PART THROUGH A GRANT FROM THE U.S. DEPARTMENT OF TRANSPORTATION, FEDERAL TRANSIT ADMINISTRATION (FTA), UNDER THE FEDERAL TRANSIT ACT OF 1984, AS AMENDED, AND IN PART BY THE TAXES OF THE CITIZENS OF LOS ANGELES COUNTY AND OF THE STATE OF CALIFORNIA.

REV	DATE	BY	APP	REG NO	EXPIRES	SEAL HOLDER	DESCRIPTION

DESIGNED BY  
T. TAPPAN

DRAWN BY  
A. GIBBONS

CHECKED BY  
D. DALJ

IN CHARGE  
G. HEAD

DATE  
12-10-10

FOR REVIEW ONLY NOT FOR CONSTRUCTION

LEE W ABRAMSON  
C44285

**Metro**

**Hatch Mott MacDonald**

6101 W. Century Blvd.  
Suite 800  
Los Angeles, CA 90045  
Phone: 310-337-0500  
Fax: 310-337-0042

**PATTERSON & ASSOCIATES, INC.**

725 TOWN & COUNTRY RD  
SUITE 300  
ORANGE, CA 92868

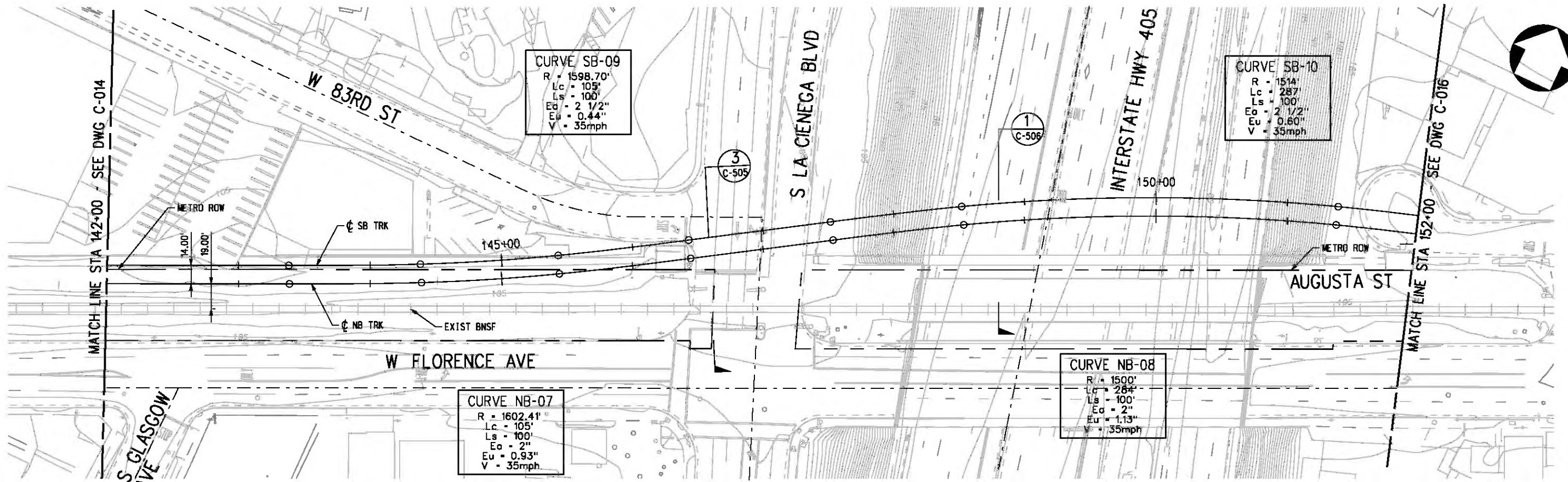
LOS ANGELES COUNTY METROPOLITAN TRANSPORTATION AUTHORITY

CRENSHAW/LAX TRANSIT CORRIDOR PROJECT

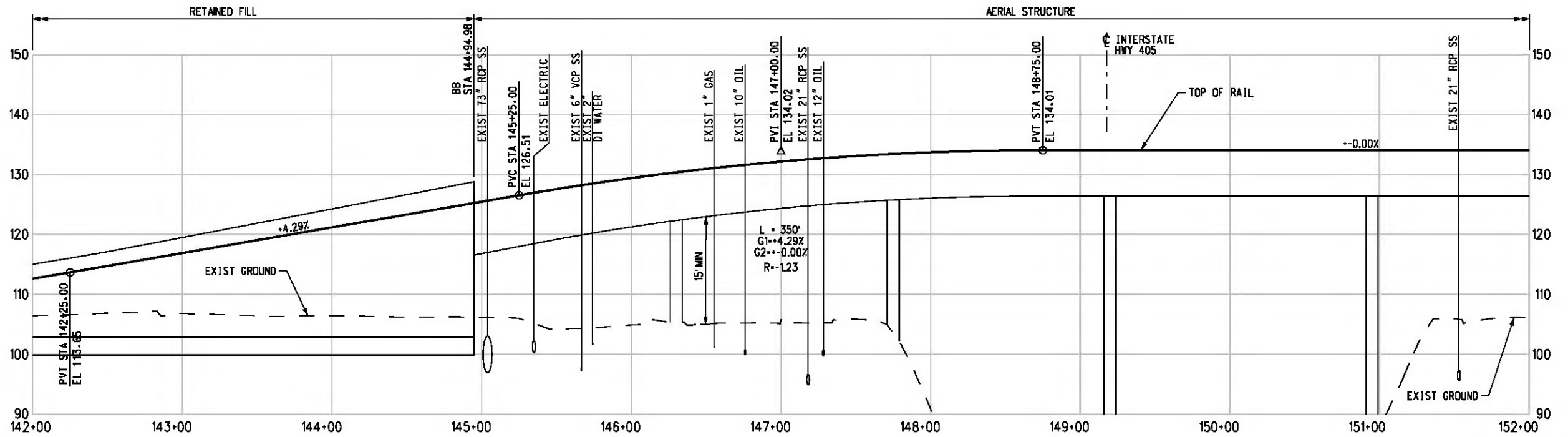
PLAN & PROFILE  
STA 131+00 TO STA 142+00

CONTRACT NO	E0117
DRAWING NO	C-014
REV	0
SCALE	HORIZ: 1" = 40' VERT: 1" = 10'
SHEET NO	145





PLAN



PROFILE

NOTE:  
FOR NOTES SEE DWG. C-001.  
BASE PROJECT



THE PREPARATION OF THIS DRAWING HAS BEEN FINANCED IN PART THROUGH A GRANT FROM THE U.S. DEPARTMENT OF TRANSPORTATION, FEDERAL TRANSIT ADMINISTRATION (FTA), UNDER THE FEDERAL TRANSIT ACT OF 1984, AS AMENDED, AND IN PART BY THE TAXES OF THE CITIZENS OF LOS ANGELES COUNTY AND OF THE STATE OF CALIFORNIA.

REV	DATE	BY	APP	REG NO	EXPIRES	SEAL HOLDER	DESCRIPTION

DESIGNED BY  
T. TAPPAN  
DRAWN BY  
C. NATHAN  
CHECKED BY  
D. DALJ  
IN CHARGE  
G. HEAD  
DATE  
12-10-10

FOR REVIEW  
ONLY NOT FOR  
CONSTRUCTION  
LEE W ABRAMSON  
C44285

**Metro** LOS ANGELES COUNTY METROPOLITAN TRANSPORTATION AUTHORITY

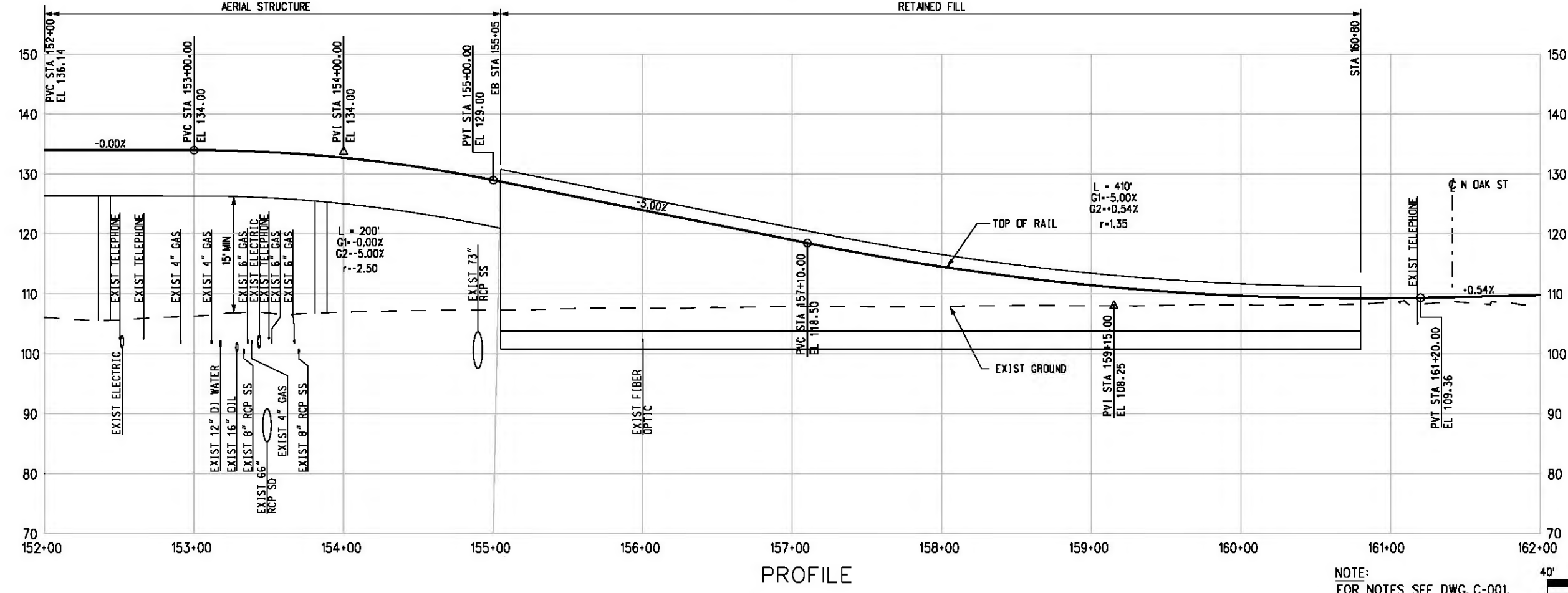
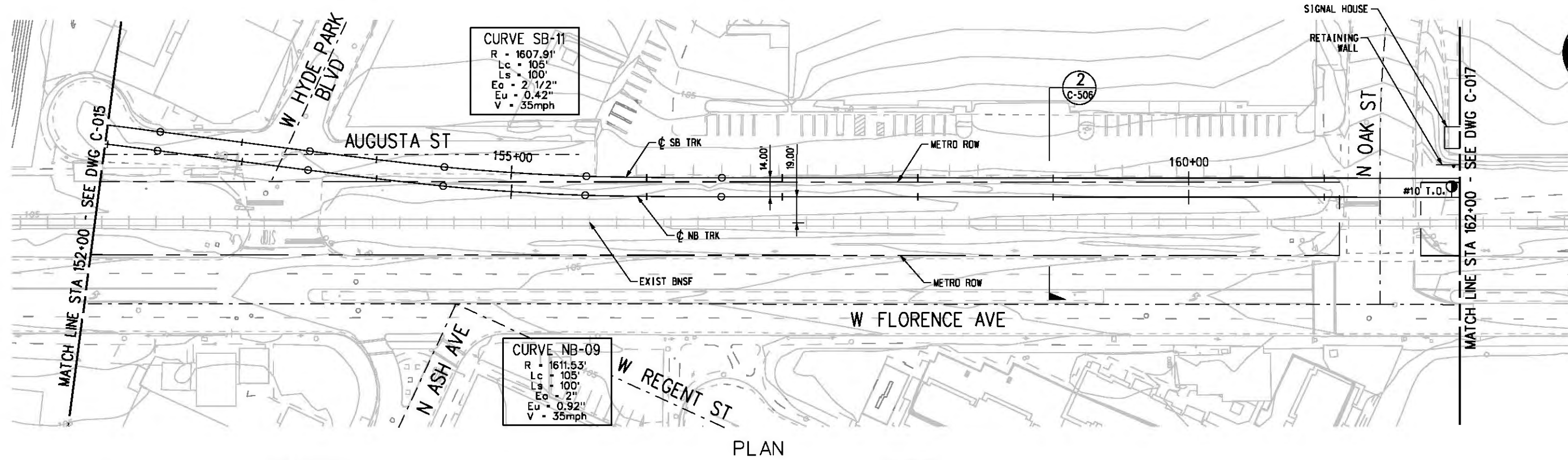
**Hatch Mott MacDonald** 6101 W. Century Blvd. Suite 800 Los Angeles, CA 90045 Phone: 310-337-0500 Fax: 310-337-0042

**PATTERSON & ASSOCIATES, INC.** 725 TOWN & COUNTRY RD SUITE 300 ORANGE, CA 92668

CRENSHAW/LAX  
TRANSIT CORRIDOR PROJECT  
PLAN & PROFILE  
STA 142+00 TO STA 152+00

CONTRACT NO	E0117
DRAWING NO	C-015
SCALE	HORIZ: 1" = 40' VERT: 1" = 10'
SHEET NO	146

Plot Driver - pdf\_11x17\_rev1.plt  
 Pentable-MTA.TBL  
 USER-sto99999 12:16:02 AM 12/11/2010 c:\pwworking\hmm\st099999\dms02812\CLC016.plg



NOTE:  
 FOR NOTES SEE DWG. C-001.  
 BASE PROJECT



REV	DATE	BY	APP	REG NO	EXPIRES	SEAL HOLDER	DESCRIPTION

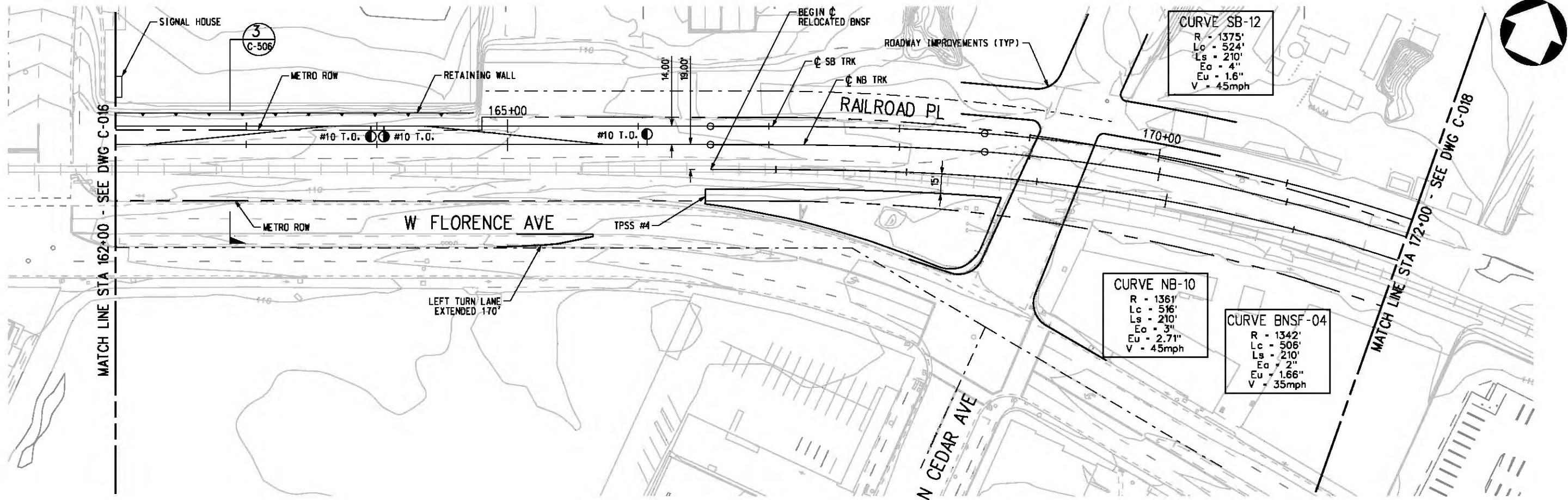
DESIGNED BY  
 T. TAPPAN  
 DRAWN BY  
 C. NATHAN  
 CHECKED BY  
 D. DALY  
 IN CHARGE  
 G. HEAD  
 DATE  
 12-10-10

FOR REVIEW  
 ONLY NOT FOR  
 CONSTRUCTION  
 LEE W ABRAMSON  
 C44285

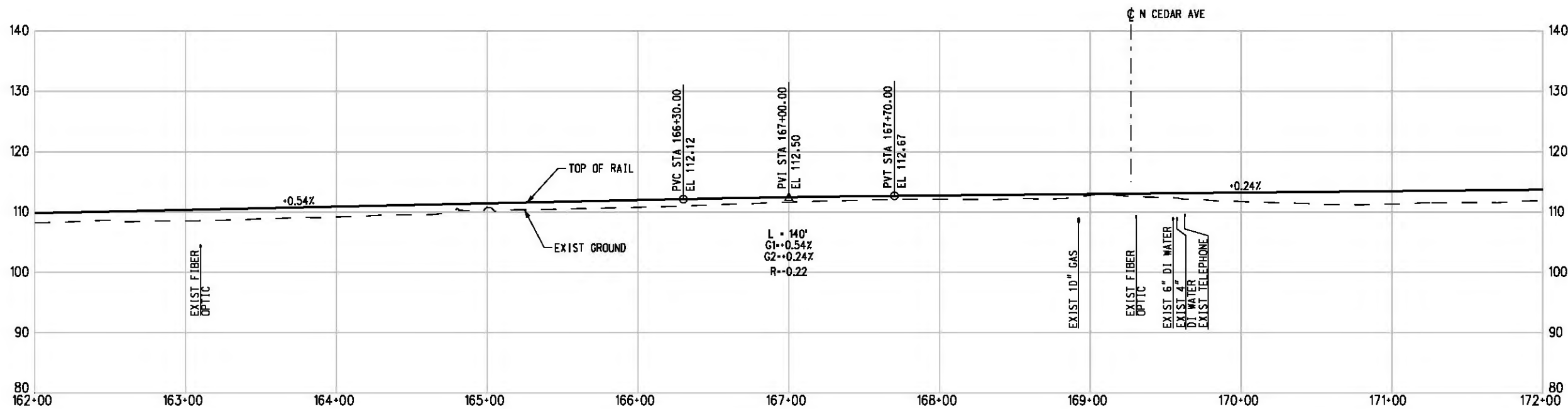
**Metro** LOS ANGELES COUNTY METROPOLITAN  
 TRANSPORTATION AUTHORITY  
**Hatch Mott MacDonald**  
 611 W. Century Blvd.  
 Suite 800  
 Los Angeles, CA 90045  
 Phone: 310-337-0500  
 Fax: 310-337-0042

**PATTERSON & ASSOCIATES, INC.**  
 725 TOWN & COUNTRY RD  
 SUITE 300  
 ORANGE, CA 92868  
 CIVIL/THROUGH ENGINEERING

CONTRACT NO  
**E0117**  
 DRAWING NO  
**C-016** REV  
**0**  
 SCALE  
 HORIZ: 1" = 40'  
 VERT: 1" = 10'  
 SHEET NO  
**147**



PLAN



PROFILE

NOTE:  
FOR NOTES SEE DWG. C-001.  
BASE PROJECT



THE PREPARATION OF THIS DRAWING HAS BEEN FINANCED IN PART THROUGH A GRANT FROM THE U.S. DEPARTMENT OF TRANSPORTATION, FEDERAL TRANSIT ADMINISTRATION (FTA), UNDER THE FEDERAL TRANSIT ACT OF 1984, AS AMENDED, AND IN PART BY THE TAXES OF THE CITIZENS OF LOS ANGELES COUNTY AND OF THE STATE OF CALIFORNIA.						
REV	DATE	BY	APP	REG NO	EXPIRES	SEAL HOLDER

DESIGNED BY  
T. TAPPAN  
DRAWN BY  
C. NATHAN  
CHECKED BY  
D. DALI  
IN CHARGE  
C. HEAD  
DATE  
12-10-10

FOR REVIEW  
ONLY NOT FOR  
CONSTRUCTION  
LEE W ABRAMSON  
C44285



**LOS ANGELES COUNTY METROPOLITAN TRANSPORTATION AUTHORITY**  
 601 W. Century Blvd. Suite 800  
 Los Angeles, CA 90045  
 Phone: 310-337-0500 Fax: 310-337-0042

**PATTERSON & ASSOCIATES, INC.**  
 725 TOWN & COUNTRY RD SUITE 300  
 ORANGE, CA 92868

**CRENSHAW/LAX TRANSIT CORRIDOR PROJECT**  
 PLAN & PROFILE  
 STA 162+00 TO STA 172+00

CONTRACT NO  
**E0117**  
 DRAWING NO  
**C-017**  
 SCALE  
HORIZ: 1" = 40'  
VERT: 1" = 10'  
 SHEET NO  
**148**

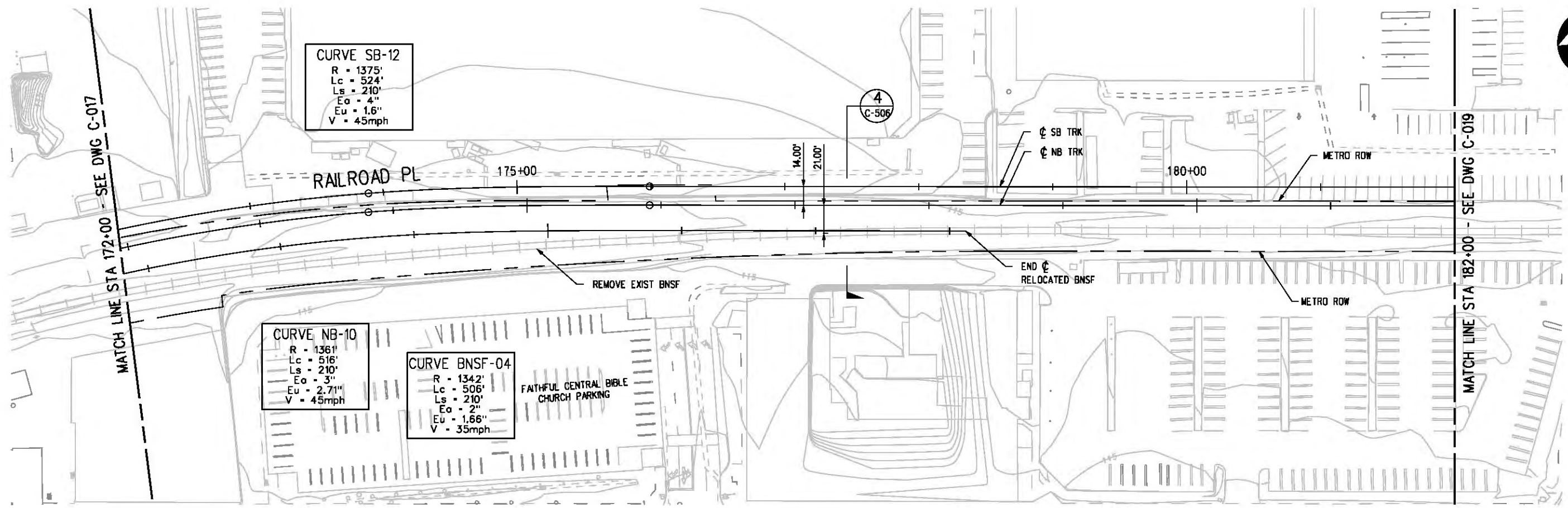


c:\pwworking\hmm\vas55585\dms02812\CLC018.plt

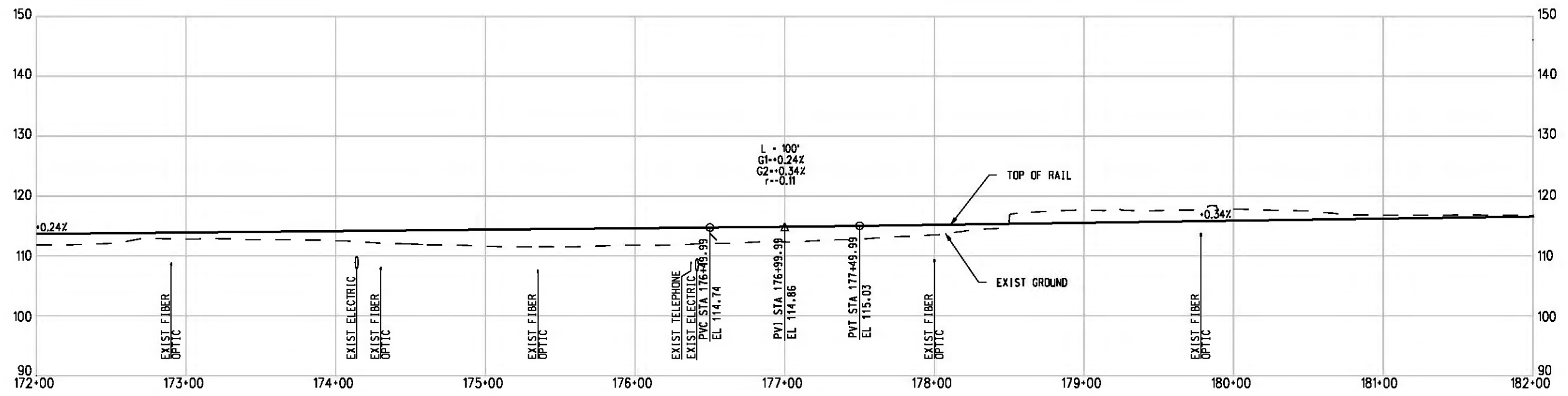
USER=VAS55585 2:31:45 PM 12/9/2010

Pentable-MTA.TBL

Plot Driver - pdf\_11x17\_rev1.plt



PLAN



PROFILE


NOTE:  
FOR NOTES SEE DWG. C-001.  
BASE PROJECT



THE PREPARATION OF THIS DRAWING HAS BEEN FINANCED IN PART THROUGH A GRANT FROM THE U.S. DEPARTMENT OF TRANSPORTATION, FEDERAL TRANSIT ADMINISTRATION (FTA), UNDER THE FEDERAL TRANSIT ACT OF 1984, AS AMENDED, AND IN PART BY THE TAXES OF THE CITIZENS OF LOS ANGELES COUNTY AND OF THE STATE OF CALIFORNIA.						
REV	DATE	BY	APP	REG NO	EXPIRES	SEAL HOLDER

DESIGNED BY  
T. TAPPAN  
DRAWN BY  
C. NATHAN  
CHECKED BY  
D. DALJ  
IN CHARGE  
G. HEAD  
DATE  
12-10-10

FOR REVIEW  
ONLY NOT FOR  
CONSTRUCTION  
LEE W ABRAMSON  
C44285



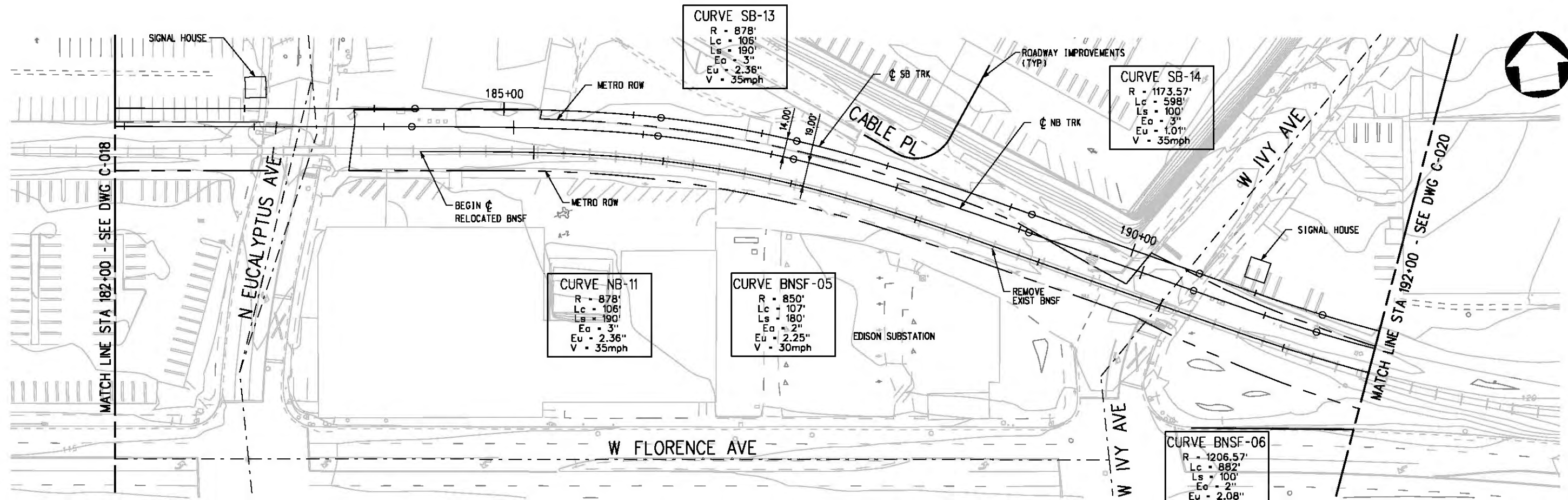
LOS ANGELES COUNTY METROPOLITAN  
TRANSPORTATION AUTHORITY

601 W. Century Blvd.  
Suite 800  
Los Angeles, CA 90045  
Phone: 310-337-0500  
Fax: 310-337-0042

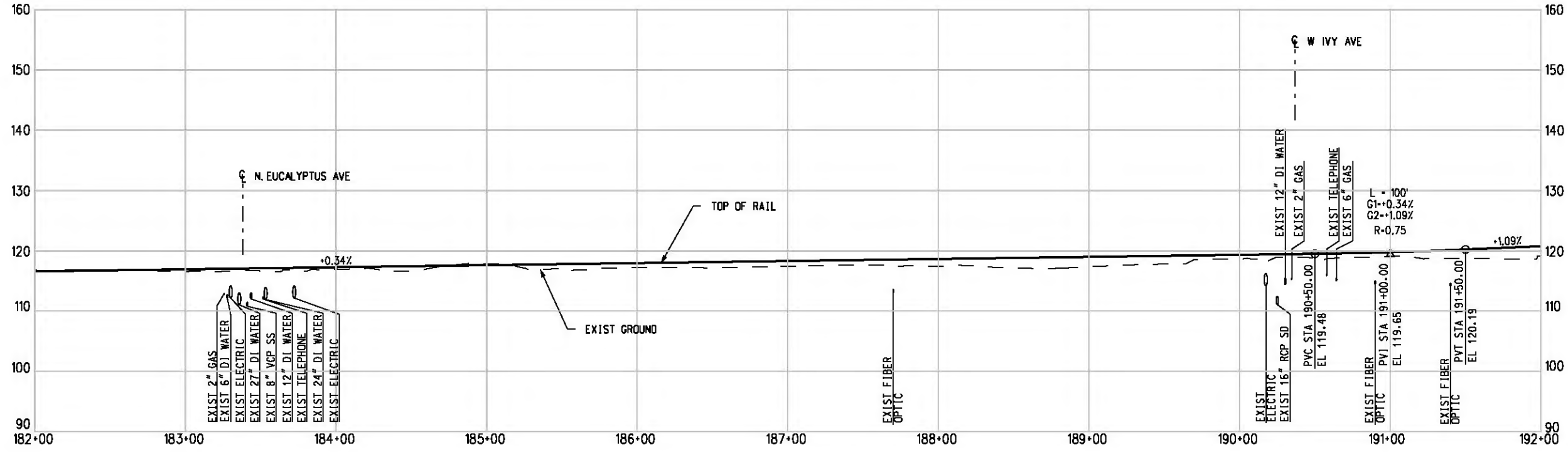
PATTERSON  
&  
ASSOCIATES, INC. SUITE 300  
725 TOWN & COUNTRY RD  
ORANGE, CA 92668

CRENSHAW/LAX  
TRANSIT CORRIDOR PROJECT  
PLAN & PROFILE  
STA 172+00 TO STA 182+00

CONTRACT NO	E0117
DRAWING NO	C-018
SCALE	HORIZ: 1" = 40' VERT: 1" = 10'
SHEET NO	149
REV	0



PLAN



PROFILE

NOTE: FOR NOTES SEE DWG. C-001. BASE PROJECT



THE PREPARATION OF THIS DRAWING HAS BEEN FINANCED IN PART THROUGH A GRANT FROM THE U.S. DEPARTMENT OF TRANSPORTATION, FEDERAL TRANSIT ADMINISTRATION (FTA), UNDER THE FEDERAL TRANSIT ACT OF 1984, AS AMENDED, AND IN PART BY THE TAXES OF THE CITIZENS OF LOS ANGELES COUNTY AND OF THE STATE OF CALIFORNIA.

REV	DATE	BY	APP	REG NO	EXPIRES	SEAL HOLDER	DESCRIPTION

DESIGNED BY  
T. TAPPAN

DRAWN BY  
C. NATHAN

CHECKED BY  
D. DALJ

IN CHARGE  
C. HEAD

DATE  
12-10-10

FOR REVIEW ONLY NOT FOR CONSTRUCTION

LEE W ABRAMSON  
C44285



LOS ANGELES COUNTY METROPOLITAN TRANSPORTATION AUTHORITY

651 W. Century Blvd. Suite 800 Los Angeles, CA 90045 Phone: 310-337-0500 Fax: 310-337-0042

PATTERSON & ASSOCIATES, INC. 725 TOWN & COUNTRY RD SUITE 300 ORANGE, CA 92868

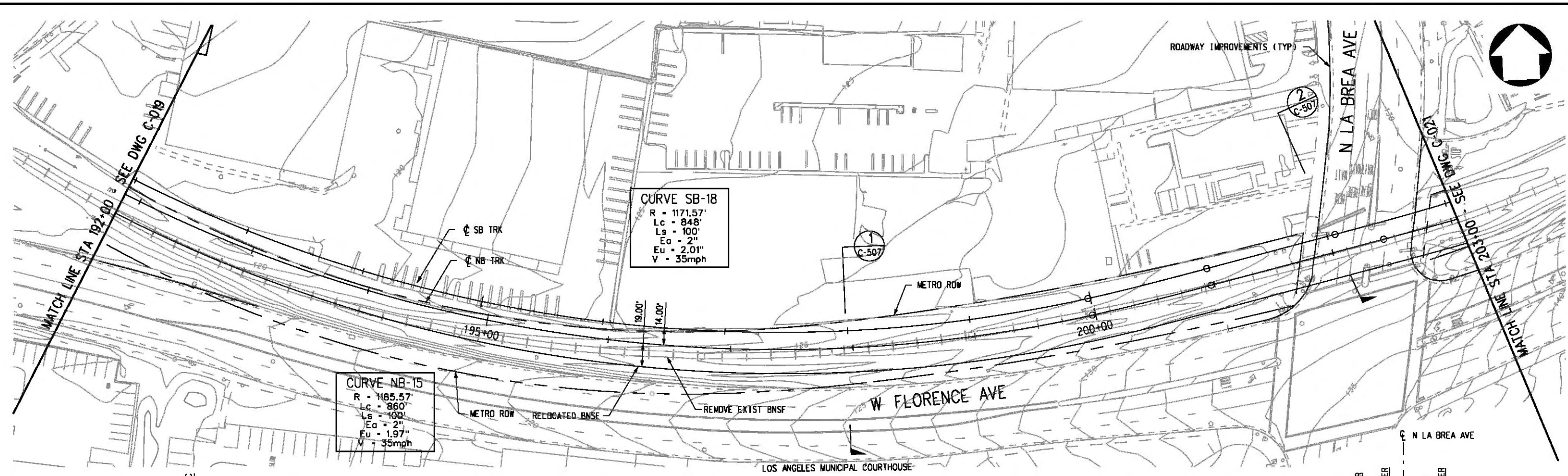
CRENSHAW/LAX TRANSIT CORRIDOR PROJECT

PLAN & PROFILE

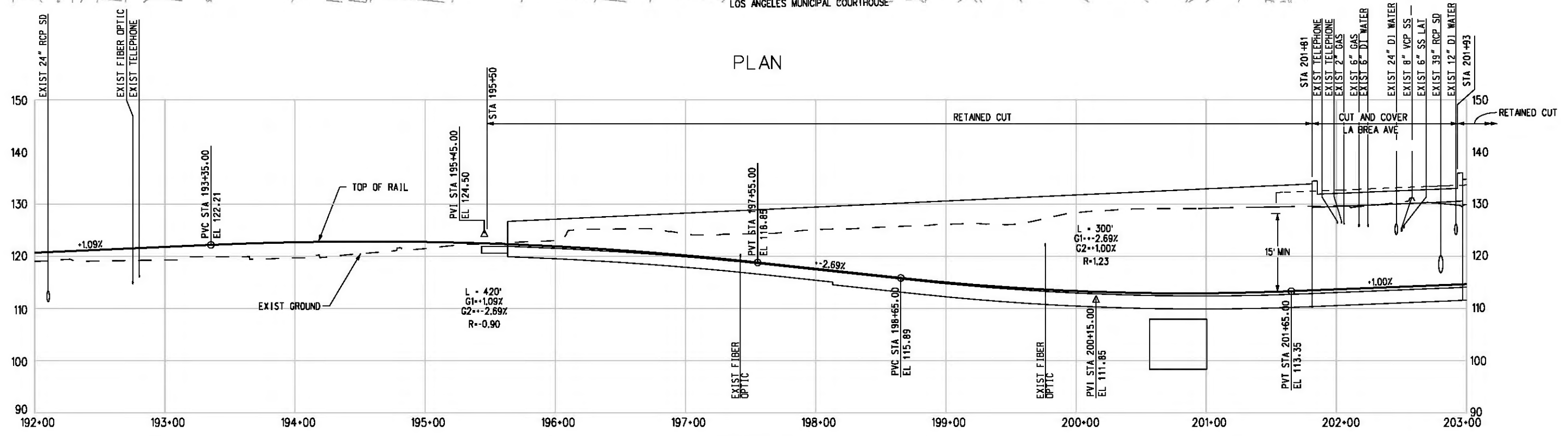
STA 182+00 TO STA 192+00

CONTRACT NO	E0117
DRAWING NO	C-019
SCALE	HORIZ: 1" = 40' VERT: 1" = 10'
SHEET NO	150

Plot Driver - pdf\_11x17\_rev1.plt  
 Pentable-MTA.TBL  
 USER-CIB54384 10:44:23 AM 8/16/2011 J:\eis-fair\Plan & Profile\wGeoTables\CLC020.plg



PLAN



NOTE: FOR NOTES SEE DWG. C-001.

THE PREPARATION OF THIS DRAWING HAS BEEN FINANCED IN PART THROUGH A GRANT FROM THE U.S. DEPARTMENT OF TRANSPORTATION, FEDERAL TRANSIT ADMINISTRATION (FTA), UNDER THE FEDERAL TRANSIT ACT OF 1984, AS AMENDED, AND IN PART BY THE TAXES OF THE CITIZENS OF LOS ANGELES COUNTY AND OF THE STATE OF CALIFORNIA.						
REV	DATE	BY	APP	REG NO	EXPIRES	DESCRIPTION

DESIGNED BY  
T. TAPPAN  
 DRAWN BY  
C. NATHAN  
 CHECKED BY  
D. DALJ  
 IN CHARGE  
G. HEAD  
 DATE  
08-15-11

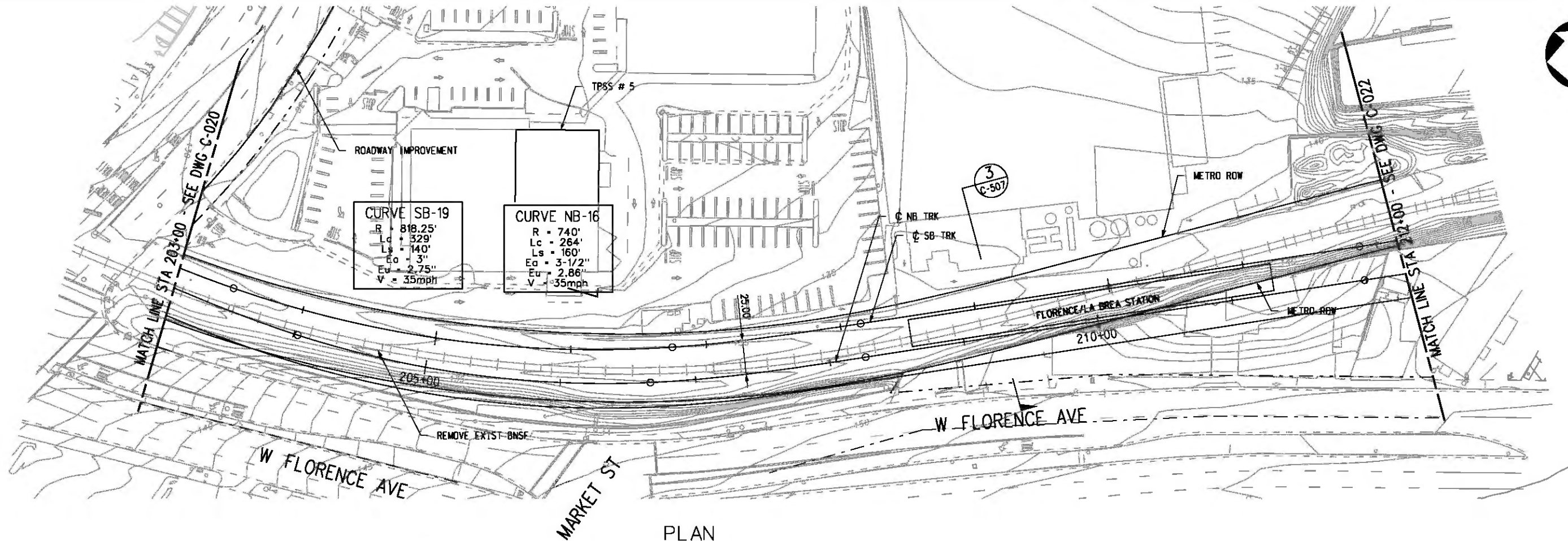
FOR REVIEW ONLY NOT FOR CONSTRUCTION  
 LEE W ABRAMSON  
 C44285

**LOS ANGELES COUNTY METROPOLITAN TRANSPORTATION AUTHORITY**  
**Hatch Mott MacDonald**  
 6101 W. Century Blvd. Suite 800 Los Angeles, CA 90045 Phone: 310-337-0500 Fax: 310-337-0042  
**PATTERSON & ASSOCIATES, INC.** 725 TOWN & COUNTRY RD SUITE 300 ORANGE, CA 92668

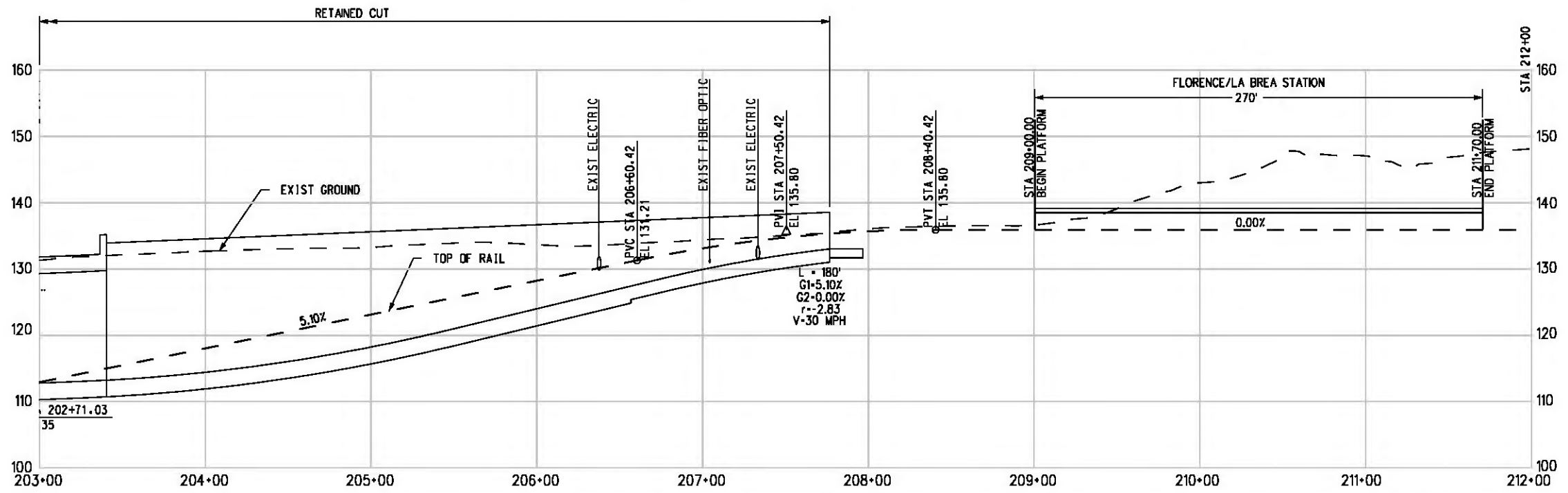
**CRENSHAW/LAX TRANSIT CORRIDOR PROJECT**  
**PLAN & PROFILE**  
**STA 192+00 TO STA 203+00**  
 CONTRACT NO. **E0117**  
 DRAWING NO. **C-020** REV **0**  
 SCALE **HORIZ: 1" = 40'**  
**VERT: 1" = 10'**  
 SHEET NO. **151**



Plot Driver - pdf\_11x17\_rev1.plt  
 Pentable-MTA.TBL  
 USER-SOL57960 3:26:21 PM 8/24/2011 C:\Users\feir\Plan & Profile\wGeoTables\CLC021.plg



PLAN



PROFILE

NOTE:  
 FOR NOTES SEE DWG. C-001.



THE PREPARATION OF THIS DRAWING HAS BEEN FINANCED IN PART THROUGH A GRANT FROM THE U.S. DEPARTMENT OF TRANSPORTATION, FEDERAL TRANSIT ADMINISTRATION (FTA), UNDER THE FEDERAL TRANSIT ACT OF 1984, AS AMENDED, AND IN PART BY THE TAXES OF THE CITIZENS OF LOS ANGELES COUNTY AND OF THE STATE OF CALIFORNIA.							
REV	DATE	BY	APP	REG NO	EXPIRES	SEAL HOLDER	DESCRIPTION

DESIGNED BY  
 T. TAPPAN  
 DRAWN BY  
 A. GIBBONS  
 CHECKED BY  
 D. DALI  
 IN CHARGE  
 G. HEAD  
 DATE

FOR REVIEW  
 ONLY NOT FOR  
 CONSTRUCTION  
 LEE W ABRAMSON  
 C44285

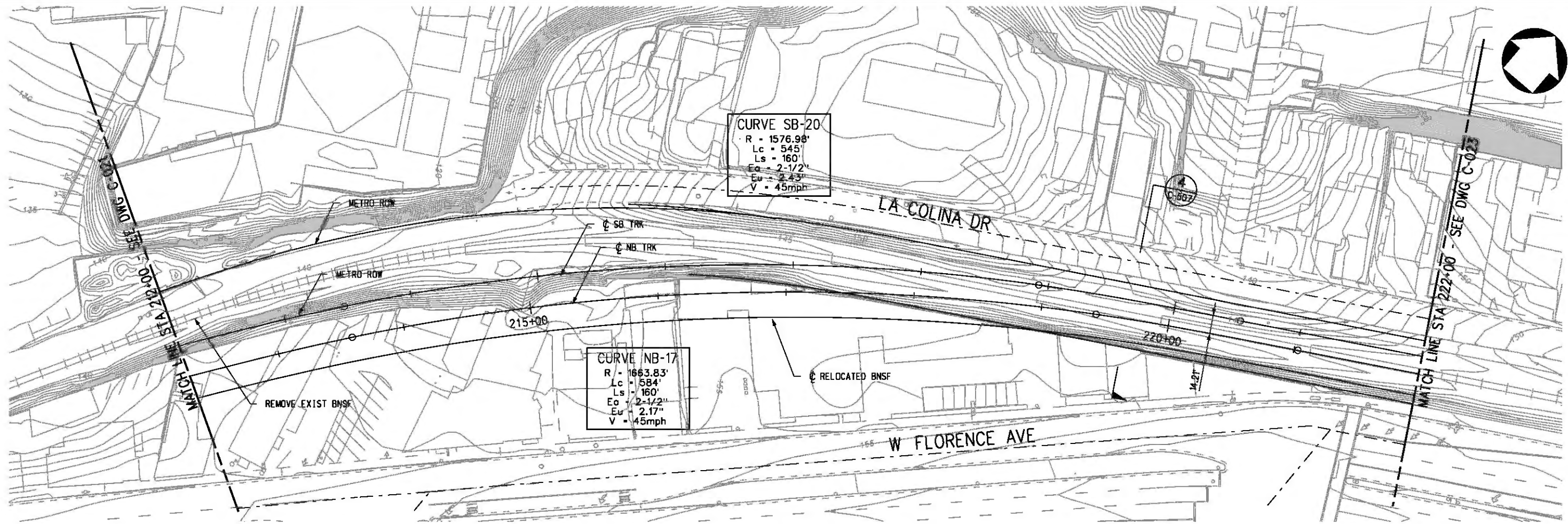
**LOS ANGELES COUNTY METROPOLITAN TRANSPORTATION AUTHORITY**  
 6151 W. Century Blvd. Suite 800  
 Los Angeles, CA 90045  
 Phone: 310-337-0500 Fax: 310-337-0042

**Hatch Mott MacDonald**  
 725 TOWN & COUNTRY RD SUITE 300  
 ORANGE, CA 92868

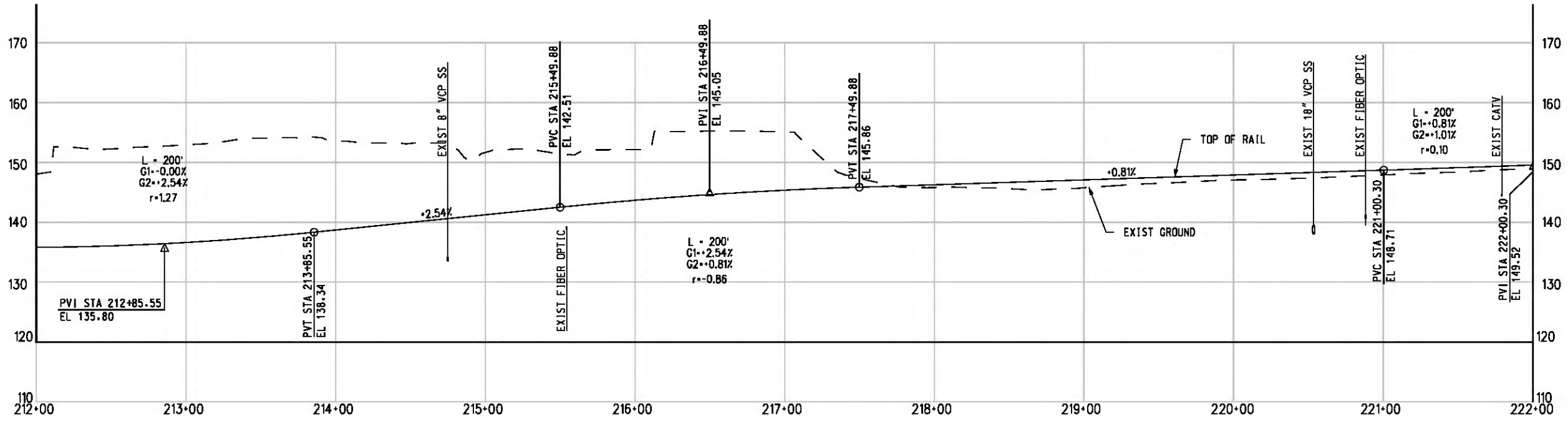
**CRENSHAW/LAX TRANSIT CORRIDOR PROJECT**  
 PLAN & PROFILE  
 STA 203+00 TO STA 212+00

CONTRACT NO	E0117
DRAWING NO	C-021
SCALE	HORIZ: 1" = 40' VERT: 1" = 10'
SHEET NO	152

Plot Driver - pdf\_11x17\_rev1.plt  
 Pentable-MTA.TBL  
 USER-SOL57960 3:18:39 PM 8/22/2011  
 G:\vcs-feir\Plan & Profile wGeoTables\CLC022.plg



PLAN



PROFILE

NOTE:  
FOR NOTES SEE DWG. C-001.



THE PREPARATION OF THIS DRAWING HAS BEEN FINANCED IN PART THROUGH A GRANT FROM THE U.S. DEPARTMENT OF TRANSPORTATION, FEDERAL TRANSIT ADMINISTRATION (FTA), UNDER THE FEDERAL TRANSIT ACT OF 1984, AS AMENDED, AND IN PART BY THE TAXES OF THE CITIZENS OF LOS ANGELES COUNTY AND OF THE STATE OF CALIFORNIA.

REV	DATE	BY	APP	REG NO	EXPIRES	SEAL HOLDER	DESCRIPTION

DESIGNED BY  
T. TAPPAN  
 DRAWN BY  
A. GIBBONS  
 CHECKED BY  
D. DALJ  
 IN CHARGE  
G. HEAD  
 DATE

FOR REVIEW ONLY NOT FOR CONSTRUCTION  
 LEE W ABRAMSON  
 C44285



LOS ANGELES COUNTY METROPOLITAN TRANSPORTATION AUTHORITY  
 6151 W. Century Blvd. Suite 800 Los Angeles, CA 90045 Phone: 310-337-0500 Fax: 310-337-0042

PATTERSON & ASSOCIATES, INC. 725 TOWN & COUNTRY RD SUITE 300 ORANGE, CA 92868

CRENSHAW/LAX TRANSIT CORRIDOR PROJECT  
 PLAN & PROFILE  
 STA 212+00 TO STA 222+00

CONTRACT NO	E0117
DRAWING NO	C-022
SCALE	HORIZ: 1" = 40' VERT: 1" = 10'
SHEET NO	153

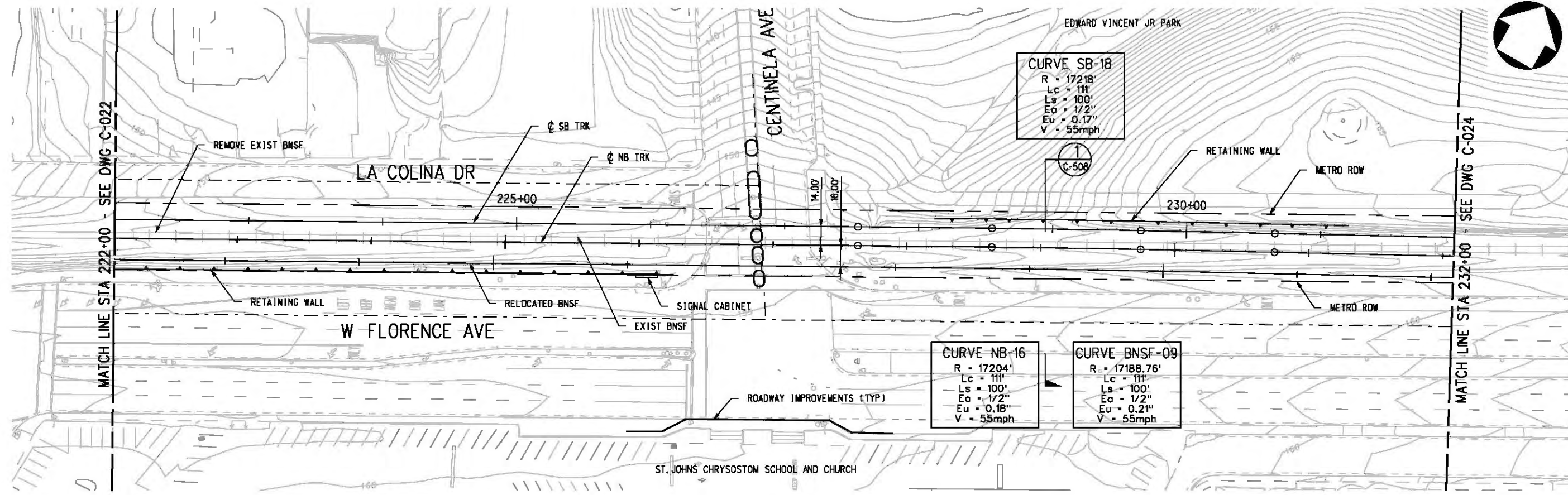


c:\pwworking\hmm\job54384\dms02812\CLC023.plt

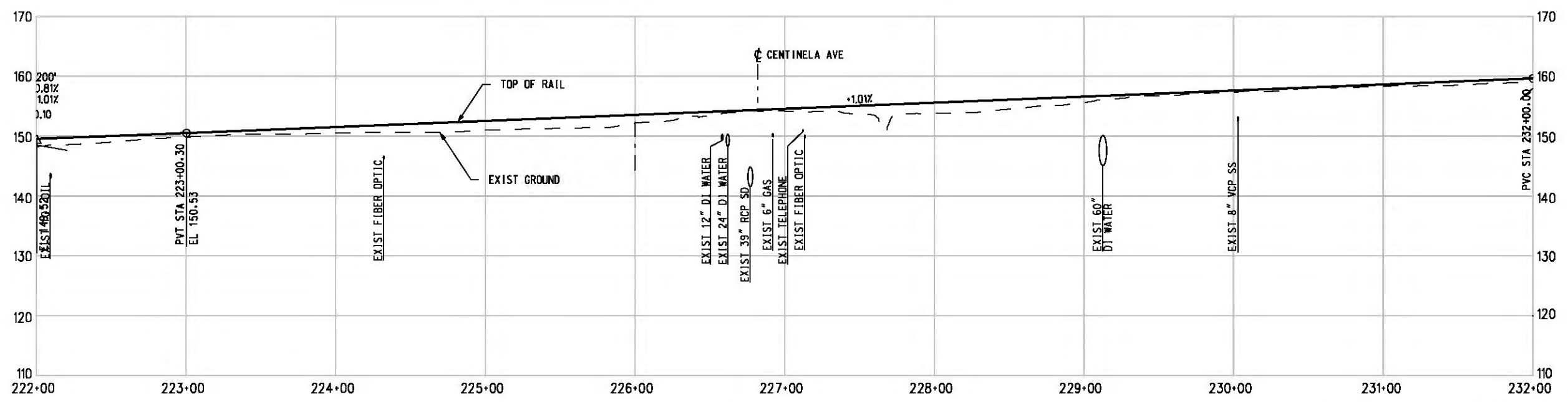
USER=CIB54384 2:40:03 PM 12/9/2010

Pentable-MTA.TBL

Plot Driver - pdf\_11x17\_rev1.plt



PLAN



PROFILE

NOTE:  
FOR NOTES SEE DWG. C-001.  
BASE PROJECT



THE PREPARATION OF THIS DRAWING HAS BEEN FINANCED IN PART THROUGH A GRANT FROM THE U.S. DEPARTMENT OF TRANSPORTATION (FTA), UNDER THE FEDERAL TRANSIT ACT OF 1984, AS AMENDED, AND IN PART BY THE TAXES OF THE CITIZENS OF LOS ANGELES COUNTY AND OF THE STATE OF CALIFORNIA.						
REV	DATE	BY	APP	REG NO	EXPIRES	DESCRIPTION

DESIGNED BY  
T. TAPPAN  
DRAWN BY  
A. GIBBONS  
CHECKED BY  
D. DALJ  
IN CHARGE  
G. HEAD  
DATE  
12-10-10

FOR REVIEW  
ONLY NOT FOR  
CONSTRUCTION  
LEE W ABRAMSON  
C44285

**Metro** LOS ANGELES COUNTY METROPOLITAN TRANSPORTATION AUTHORITY

**Hatch Mott MacDonald**

651 W. Century Blvd. Suite 800 Los Angeles, CA 90045 Phone: 310-337-0500 Fax: 310-337-0042

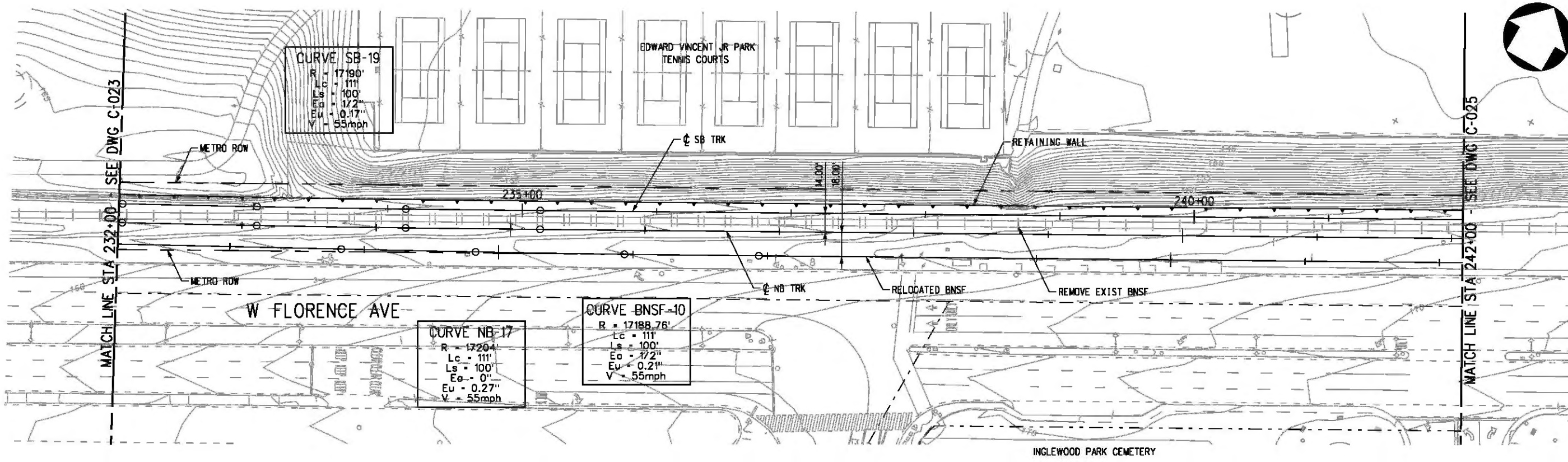
**PATTERSON & ASSOCIATES, INC.** 725 TOWN & COUNTRY RD SUITE 300 ORANGE, CA 92868

CRENSHAW/LAX  
TRANSIT CORRIDOR PROJECT  
PLAN & PROFILE  
STA 222+00 TO STA 232+00

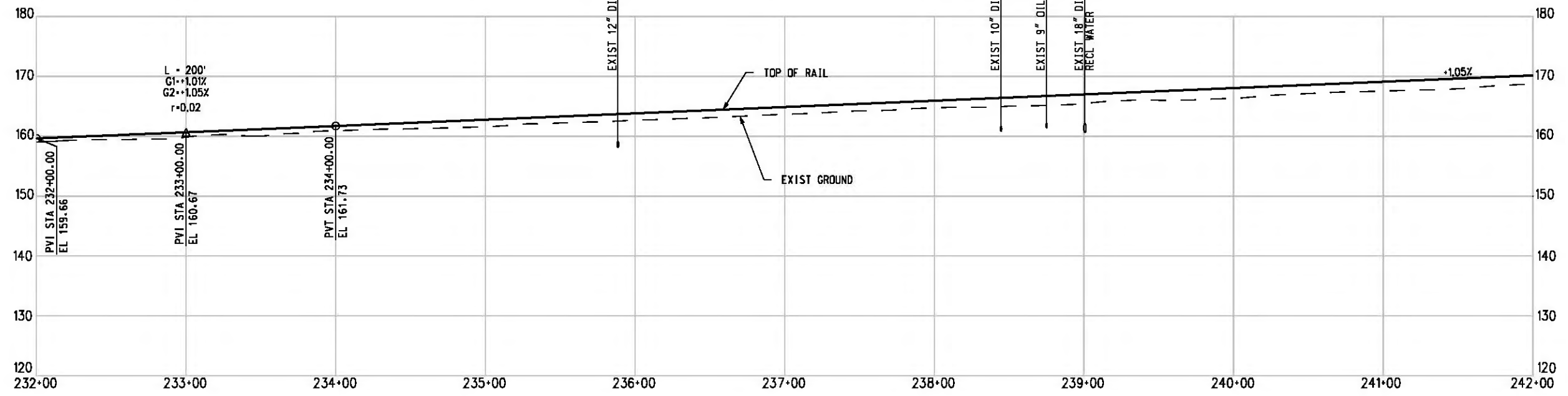
CONTRACT NO	E0117
DRAWING NO	C-023
SCALE	HORIZ: 1" = 40' VERT: 1" = 10'
SHEET NO	154



c:\pwworking\hmm\vas55585\dms02812\CLC024.plg  
 USER=VAS55585 11/30/2010 11:59:03 PM  
 Pentable-MTA.TBL  
 Plot Driver - pdf\_11x17\_rev1.plt



PLAN



NOTE:  
 FOR NOTES SEE DWG. C-001.  
 BASE PROJECT



THE PREPARATION OF THIS DRAWING HAS BEEN FINANCED IN PART THROUGH A GRANT FROM THE U.S. DEPARTMENT OF TRANSPORTATION (FTA), UNDER THE FEDERAL TRANSIT ACT OF 1984, AS AMENDED, AND IN PART BY THE TAXES OF THE CITIZENS OF LOS ANGELES COUNTY AND OF THE STATE OF CALIFORNIA.						
REV	DATE	BY	APP	REG NO	EXPIRES	SEAL HOLDER

DESIGNED BY  
T. TAPPAN  
 DRAWN BY  
A. GIBBONS  
 CHECKED BY  
D. DALJ  
 IN CHARGE  
C. HEAD  
 DATE  
12-10-10

FOR REVIEW ONLY NOT FOR CONSTRUCTION  
 LEE W ABRAMSON  
 C44285

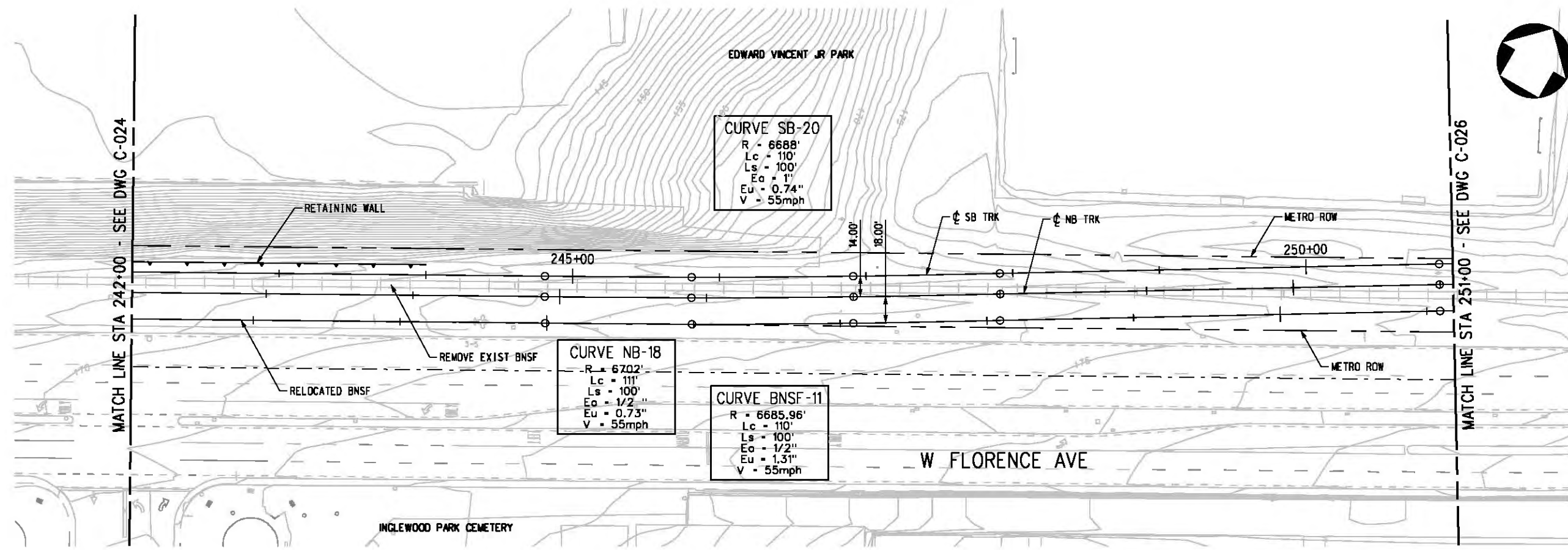
**Metro** LOS ANGELES COUNTY METROPOLITAN TRANSPORTATION AUTHORITY

**Hatch Mott MacDonald**  
 611 W. Century Blvd. Suite 800  
 Los Angeles, CA 90045  
 Phone: 310-337-0500 Fax: 310-337-0042

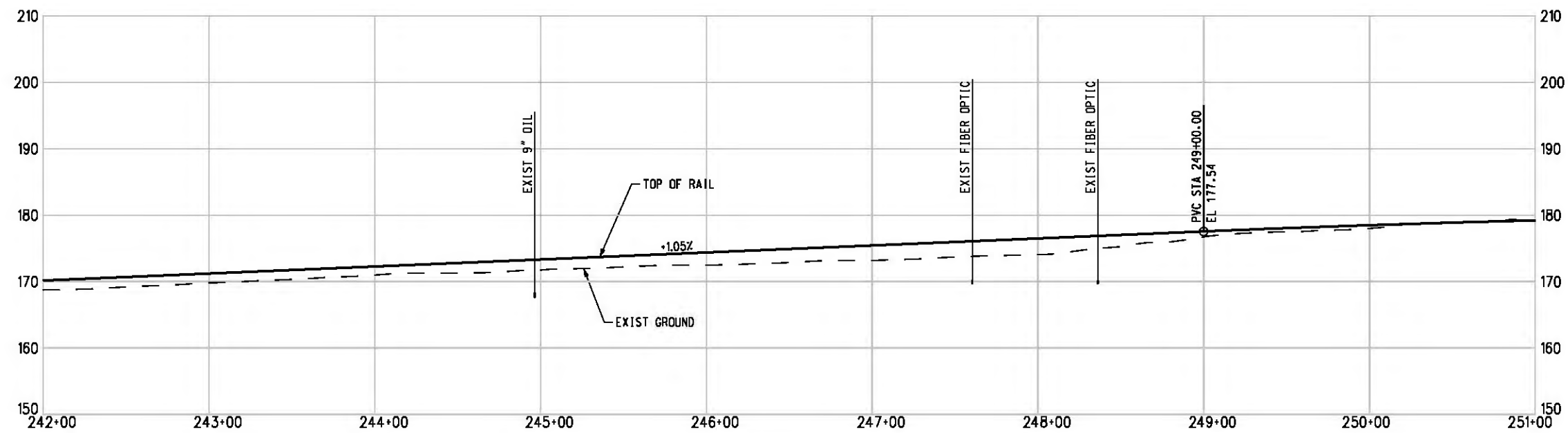
**PATTERSON & ASSOCIATES, INC.**  
 725 TOWN & COUNTRY RD SUITE 300  
 ORANGE, CA 92668

CRENSHAW/LAX TRANSIT CORRIDOR PROJECT  
 PLAN & PROFILE  
 STA 232+00 TO STA 242+00

CONTRACT NO	E0117
DRAWING NO	C-024
SCALE	HORIZ: 1" = 40' VERT: 1" = 10'
SHEET NO	155



PLAN



PROFILE

NOTE:  
 FOR NOTES SEE DWG. C-001.  
 BASE PROJECT



Plot Driver - pdf\_11x17\_rev1.plt  
 Pentable-MTA.TBL  
 USER=CIB54384 12:01:11 AM 12/11/2010  
 c:\pwworking\hmm\job54384\dms02812\CLC025.plt

THE PREPARATION OF THIS DRAWING HAS BEEN FINANCED IN PART THROUGH A GRANT FROM THE U.S. DEPARTMENT OF TRANSPORTATION, FEDERAL TRANSIT ADMINISTRATION (FTA), UNDER THE FEDERAL TRANSIT ACT OF 1984, AS AMENDED, AND IN PART BY THE TAXES OF THE CITIZENS OF LOS ANGELES COUNTY AND OF THE STATE OF CALIFORNIA.							
REV	DATE	BY	APP	REG NO	EXPIRES	SEAL HOLDER	DESCRIPTION

DESIGNED BY  
 T. TAPPAN  
 DRAWN BY  
 A. GIBSONS  
 CHECKED BY  
 D. DALJ  
 IN CHARGE  
 G. HEAD  
 DATE  
 12-10-10

FOR REVIEW  
 ONLY NOT FOR  
 CONSTRUCTION  
 LEE W ABRAMSON  
 C44285

**LOS ANGELES COUNTY METROPOLITAN TRANSPORTATION AUTHORITY**  
**Hatch Mott MacDonald**  
 6101 W. Century Blvd. Suite 800  
 Los Angeles, CA 90045  
 Phone: 310-337-0500  
 Fax: 310-337-0042

**PATTERSON & ASSOCIATES, INC.**  
 725 TOWN & COUNTRY RD SUITE 300  
 ORANGE, CA 92868  
 CIVIL/TRANSPORTATION ENGINEERING

**CRENSHAW/LAX TRANSIT CORRIDOR PROJECT**  
 PLAN & PROFILE  
 STA 242+00 TO STA 251+00

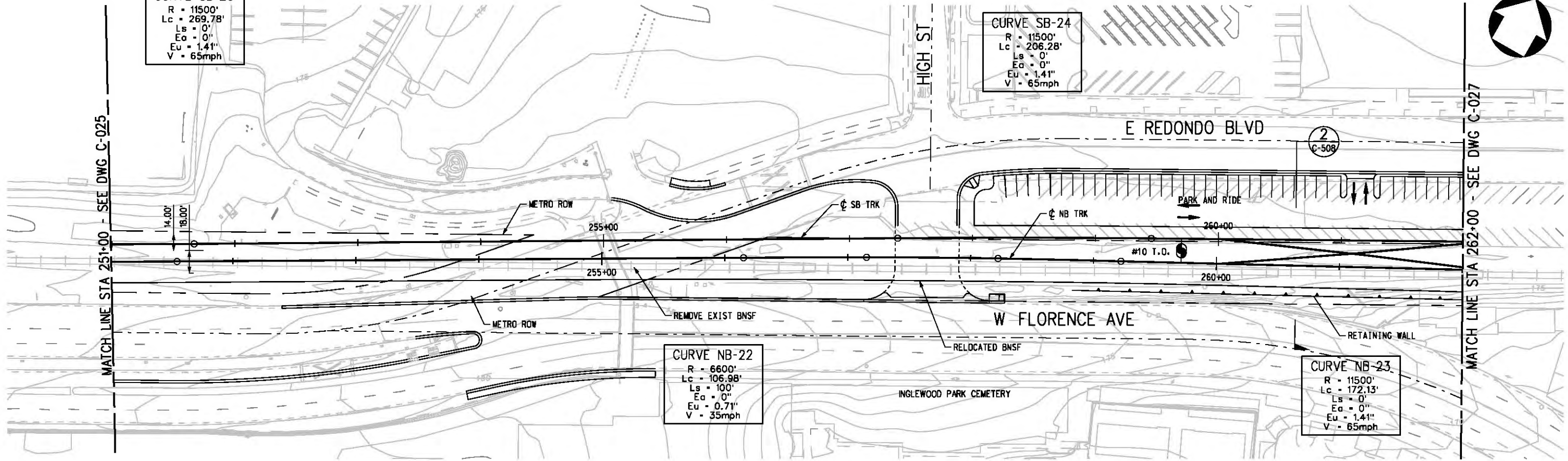
CONTRACT NO	E0117
DRAWING NO	C-025
SCALE	HORIZ: 1" = 40' VERT: 1" = 10'
SHEET NO	156

**CURVE SB-23**  
 R = 11500'  
 Lc = 269.78'  
 Ls = 0'  
 Ea = 0"  
 Eu = 1.41"  
 V = 65mph

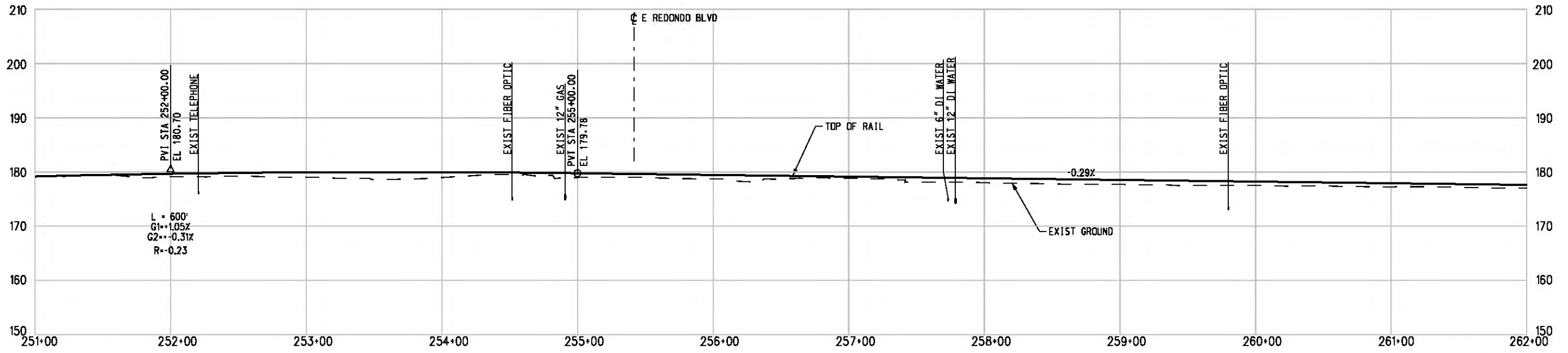
**CURVE SB-24**  
 R = 11500'  
 Lc = 206.28'  
 Ls = 0'  
 Ea = 0"  
 Eu = 1.41"  
 V = 65mph

**CURVE NB-22**  
 R = 6600'  
 Lc = 106.98'  
 Ls = 100'  
 Ea = 0"  
 Eu = 0.71"  
 V = 35mph

**CURVE NB-23**  
 R = 11500'  
 Lc = 172.13'  
 Ls = 0'  
 Ea = 0"  
 Eu = 1.41"  
 V = 65mph



PLAN



PROFILE

NOTE: FOR NOTES SEE DWG. C-001.

J:\eas-fei\Plan & Profile\GeoTables\CLC026.plt  
 USER=CIB54384 12:29:15 PM 8/16/2011  
 Pentable-MTA.TBL  
 Plot Driver - pdf\_11x17\_rev1.plt

THE PREPARATION OF THIS DRAWING HAS BEEN FINANCED IN PART THROUGH A GRANT FROM THE U.S. DEPARTMENT OF TRANSPORTATION, FEDERAL TRANSIT ADMINISTRATION (FTA), UNDER THE FEDERAL TRANSIT ACT OF 1984, AS AMENDED, AND IN PART BY THE TAXES OF THE CITIZENS OF LOS ANGELES COUNTY AND OF THE STATE OF CALIFORNIA.

REV	DATE	BY	APP	REG NO	EXPIRES	SEAL HOLDER	DESCRIPTION

DESIGNED BY  
T. TAPPAN  
 DRAWN BY  
A. GIBBONS  
 CHECKED BY  
D. DALI  
 IN CHARGE  
G. HEAD  
 DATE  
08-12-11

FOR REVIEW ONLY NOT FOR CONSTRUCTION  
 LEE W ABRAMSON  
 C44285

**Metro** LOS ANGELES COUNTY METROPOLITAN TRANSPORTATION AUTHORITY

**Hatch Mott MacDonald**  
 6101 W. Century Blvd. Suite 800  
 Los Angeles, CA 90045  
 Phone: 310-337-0500 Fax: 310-337-0042

**PATTERSON & ASSOCIATES, INC.** 725 TOWN & COUNTRY RD SUITE 300 ORANGE, CA 92868  
 CIVIL/TRANSPORTATION ENGINEERING

CRENSHAW/LAX TRANSIT CORRIDOR PROJECT  
 PLAN & PROFILE  
 STA 251+00 TO STA 262+00

CONTRACT NO	E0117
DRAWING NO	C-026
SCALE	HORIZ: 1" = 40' VERT: 1" = 10'
SHEET NO	157

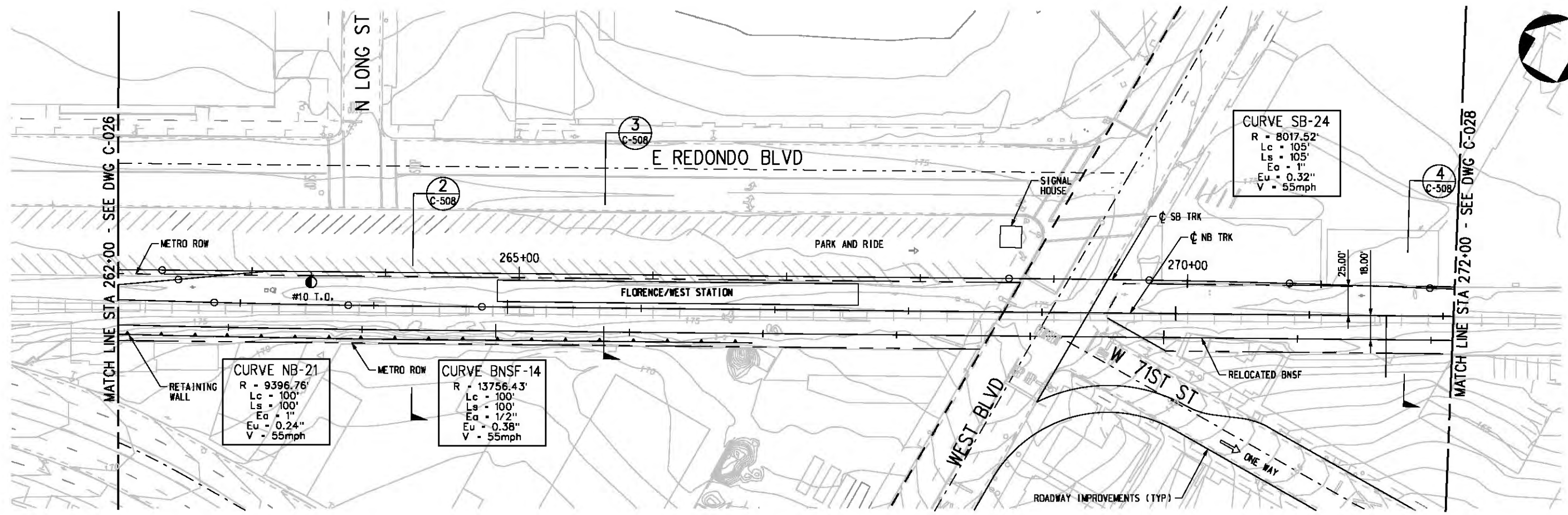


c:\pwworking\hmm\job54384\dms02812\CLC027.plg

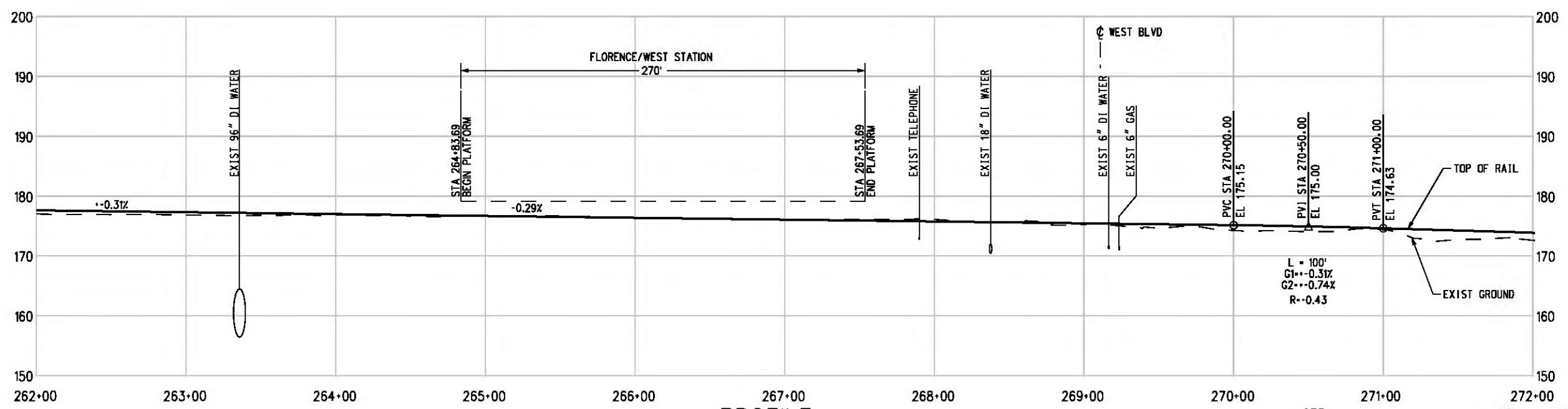
USER=CIB54384 2:43:13 PM 12/9/2010

Pentable-MTA.TBL

Plot Driver - pdf\_11x17\_rev1.plt



PLAN



PROFILE

NOTE:  
FOR NOTES SEE DWG. C-001.  
BASE PROJECT



THE PREPARATION OF THIS DRAWING HAS BEEN FINANCED IN PART THROUGH A GRANT FROM THE U.S. DEPARTMENT OF TRANSPORTATION, FEDERAL TRANSIT ADMINISTRATION (FTA), UNDER THE FEDERAL TRANSIT ACT OF 1984, AS AMENDED, AND IN PART BY THE TAXES OF THE CITIZENS OF LOS ANGELES COUNTY AND OF THE STATE OF CALIFORNIA.						
REV	DATE	BY	APP	REG NO	EXPIRES	SEAL HOLDER

DESIGNED BY  
T. TAPPAN  
DRAWN BY  
A. GIBBONS  
CHECKED BY  
D. DALJ  
IN CHARGE  
G. HEAD  
DATE  
12-10-10

FOR REVIEW  
ONLY NOT FOR  
CONSTRUCTION  
LEE W ABRAMSON  
C44285



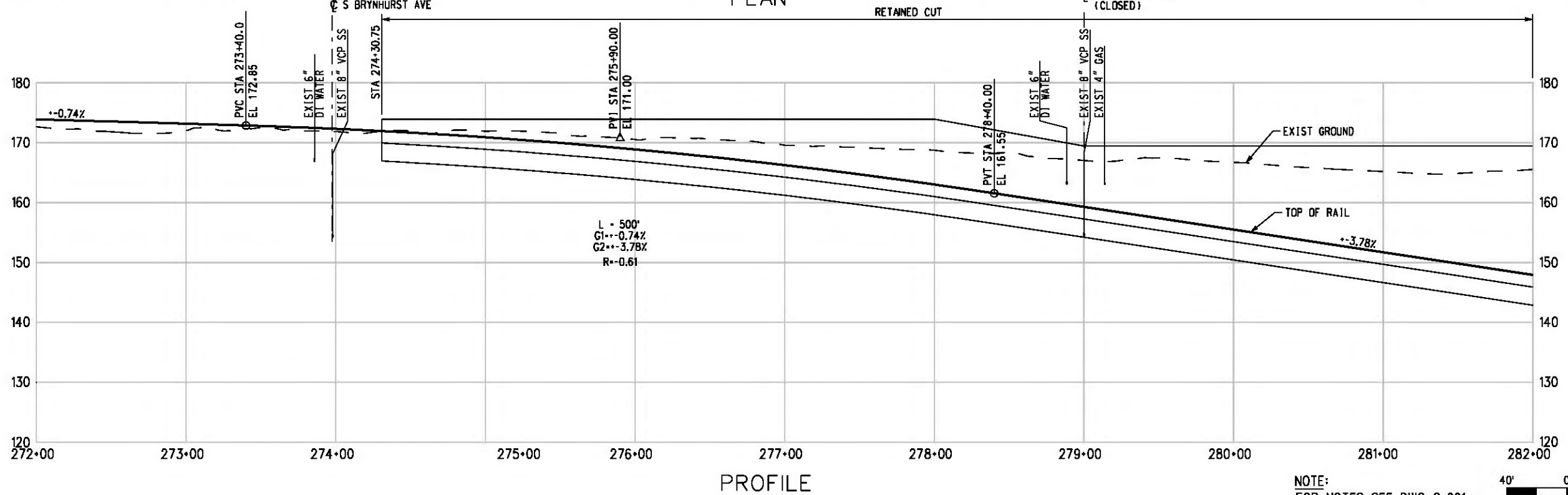
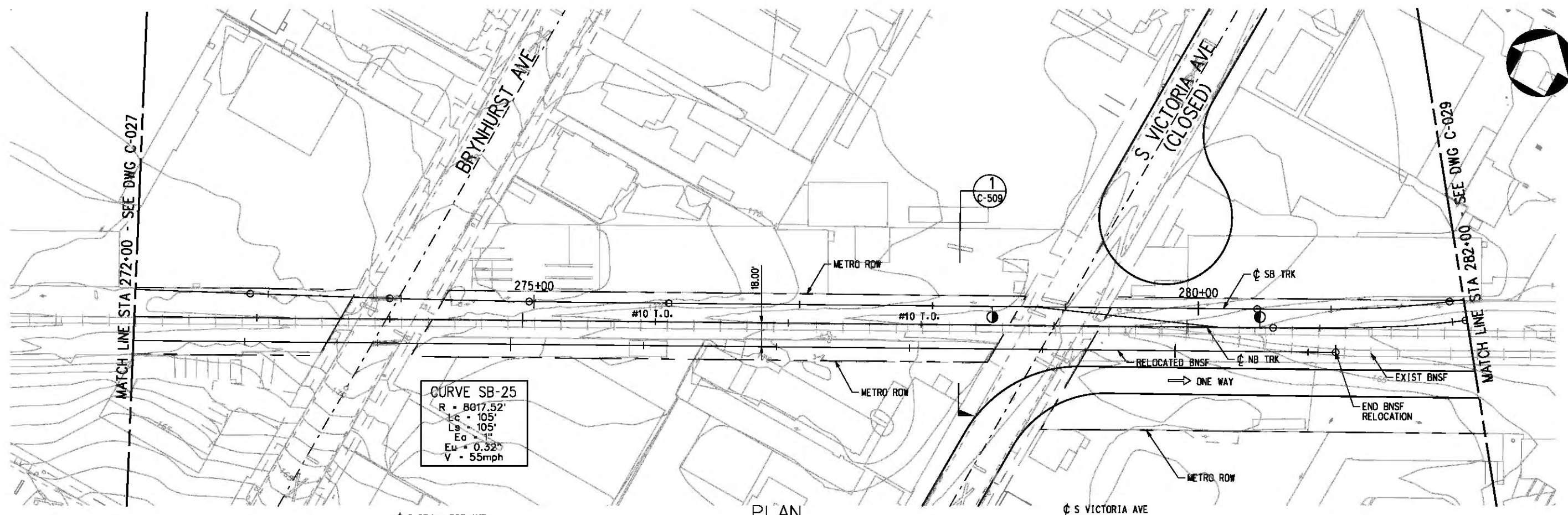
LOS ANGELES COUNTY METROPOLITAN  
TRANSPORTATION AUTHORITY

6101 W. Century Blvd.  
Suite 800  
Los Angeles, CA 90045  
Phone: 310-337-0500  
Fax: 310-337-0042

PATTERSON & ASSOCIATES, INC. 725 TOWN & COUNTRY RD  
SUITE 300 ORANGE, CA 92668  
CIVIL/TRANSPORTATION ENGINEERING

CRENSHAW/LAX  
TRANSIT CORRIDOR PROJECT  
PLAN & PROFILE  
STA 262+00 TO STA 272+00

CONTRACT NO	E0117
DRAWING NO	C-027
REV	0
SCALE	HORIZ: 1" = 40' VERT: 1" = 10'
SHEET NO	158



NOTE:  
FOR NOTES SEE DWG. C-001.  
BASE PROJECT



THE PREPARATION OF THIS DRAWING HAS BEEN FINANCED IN PART THROUGH A GRANT FROM THE U.S. DEPARTMENT OF TRANSPORTATION, FEDERAL TRANSIT ADMINISTRATION (FTA), UNDER THE FEDERAL TRANSIT ACT OF 1984, AS AMENDED, AND IN PART BY THE TAXES OF THE CITIZENS OF LOS ANGELES COUNTY AND OF THE STATE OF CALIFORNIA.

REV	DATE	BY	APP	REG NO	EXPIRES	SEAL HOLDER	DESCRIPTION

DESIGNED BY  
T. TAPPAN  
DRAWN BY  
A. GIBBONS  
CHECKED BY  
D. DALJ  
IN CHARGE  
G. HEAD  
DATE  
12-10-10

FOR REVIEW  
ONLY NOT FOR  
CONSTRUCTION  
LEE W ABRAMSON  
C44285

**Metro** LOS ANGELES COUNTY METROPOLITAN TRANSPORTATION AUTHORITY

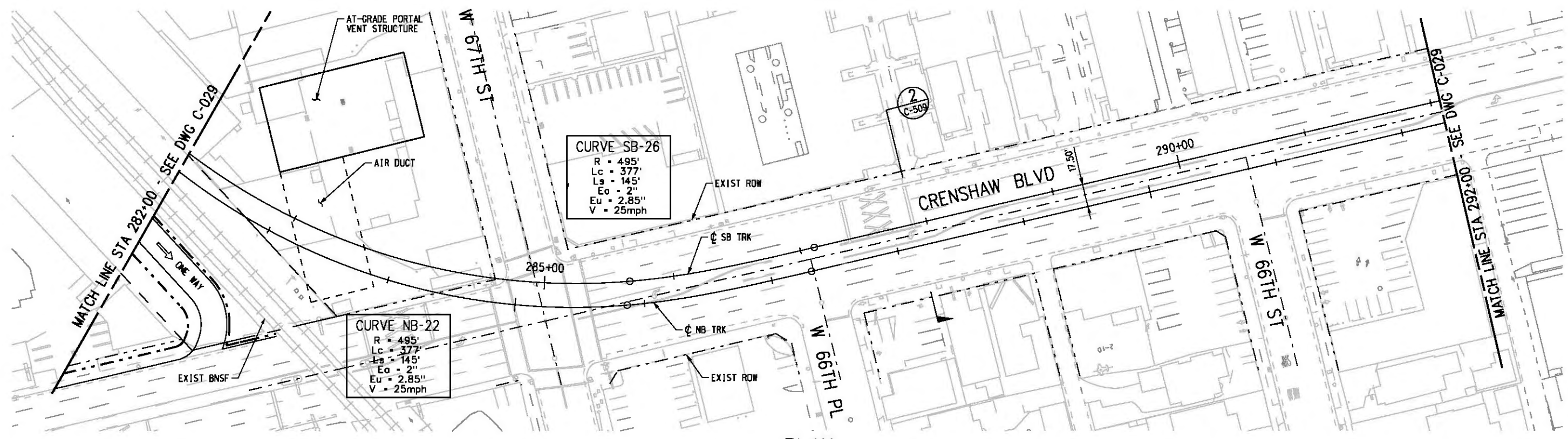
**Hatch Mott MacDonald**  
6101 W. Century Blvd.  
Suite 800  
Los Angeles, CA 90045  
Phone: 310-337-0500  
Fax: 310-337-0042

**PATTERSON & ASSOCIATES, INC.**  
725 TOWN & COUNTRY RD  
SUITE 300  
ORANGE, CA 92868  
CIVIL/TRANSPORTATION ENGINEERING

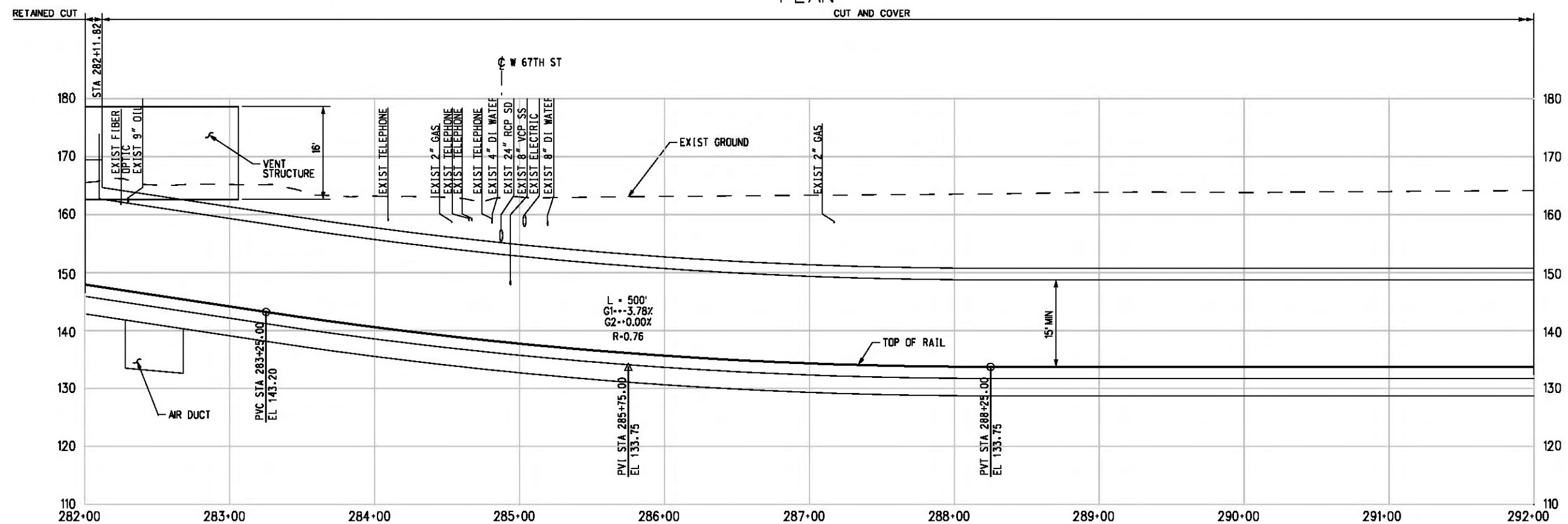
CRENSHAW/LAX  
TRANSIT CORRIDOR PROJECT  
PLAN & PROFILE  
STA 272+00 TO STA 282+00

CONTRACT NO	E0117
DRAWING NO	C-028
SCALE	HORIZ: 1" = 40' VERT: 1" = 10'
SHEET NO	159

c:\pwworking\hmm\job54384\dms02812\CLC029.plt  
 USER=CIB54384 4:52:52 PM 12/9/2010  
 Pentable-MTA.TBL  
 Plot Driver=pdf\_11x17\_rev1.plt



PLAN  
 CUT AND COVER



PROFILE

BASE PROJECT  
 CRENSHAW/LAX  
 TRANSIT CORRIDOR PROJECT  
 PLAN & PROFILE  
 STA 282+00 TO STA 292+00

CONTRACT NO	E0117
DRAWING NO	C-029
REV	0
SCALE	HORIZ: 1" = 40' VERT: 1" = 10'
SHEET NO	160

DESIGNED BY	T. TAPPAN
DRAWN BY	A. GIBBONS
CHECKED BY	D. DAU
IN CHARGE	G. HEAD
DATE	12-10-10

REV	DATE	BY	APP	REG NO	EXPIRES	SEAL HOLDER	DESCRIPTION

FOR REVIEW  
 ONLY NOT FOR  
 CONSTRUCTION  
 LEE W ABRAMSON  
 C44285

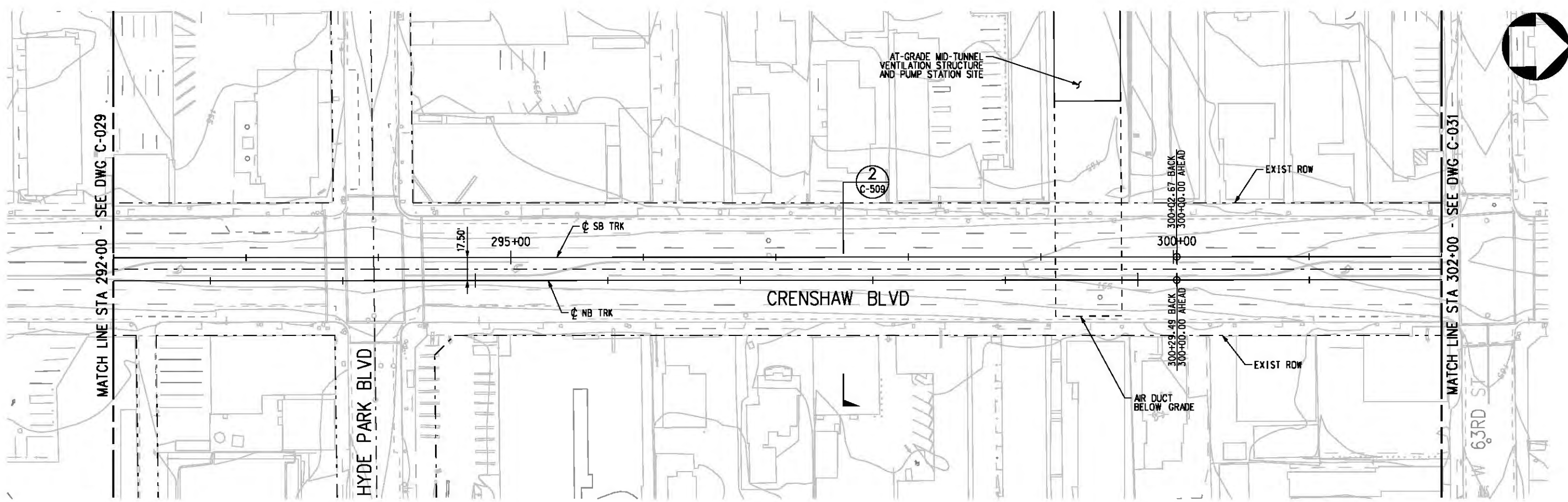
**Metro** LOS ANGELES COUNTY METROPOLITAN TRANSPORTATION AUTHORITY

**Hatch Mott MacDonald**  
 6101 W. Century Blvd, Suite 800, Los Angeles, CA 90045  
 Phone: 310-337-0500 Fax: 310-337-0042

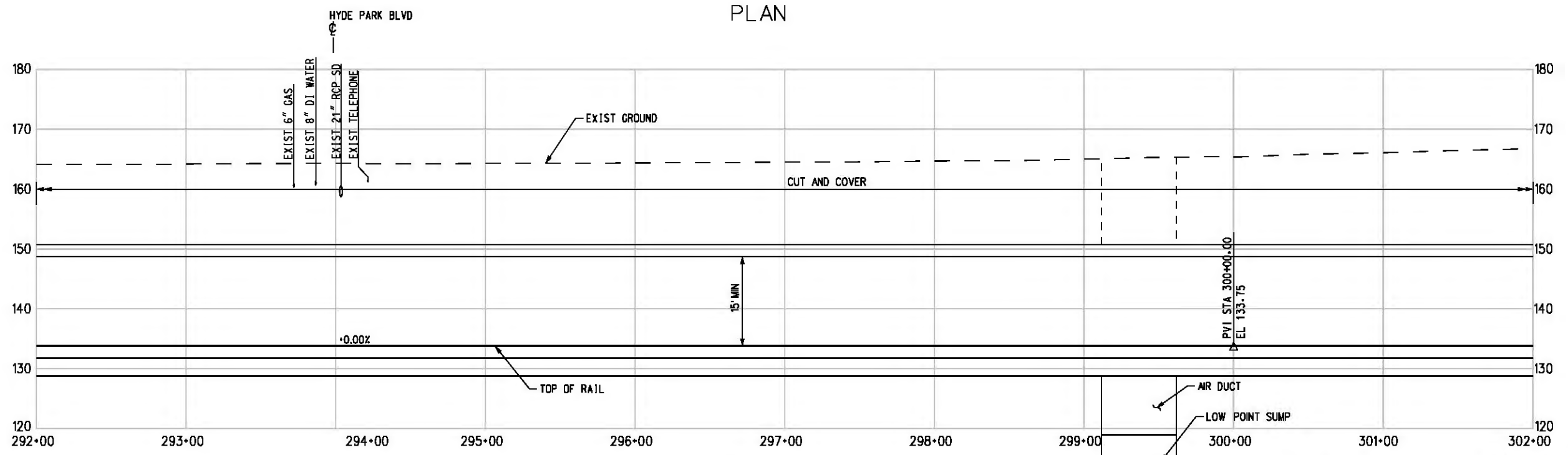
**PATTERSON & ASSOCIATES, INC.**  
 725 TOWN & COUNTRY RD, SUITE 300, ORANGE, CA 92668  
 CIVIL/TRANSPORTATION ENGINEERING

THE PREPARATION OF THIS DRAWING HAS BEEN FINANCED IN PART THROUGH A GRANT FROM THE U.S. DEPARTMENT OF TRANSPORTATION, FEDERAL TRANSIT ADMINISTRATION (FTA), UNDER THE FEDERAL TRANSIT ACT OF 1984, AS AMENDED, AND IN PART BY THE TAXES OF THE CITIZENS OF LOS ANGELES COUNTY AND OF THE STATE OF CALIFORNIA.





PLAN



PROFILE

NOTE:  
FOR NOTES SEE DWG. C-001.  
BASE PROJECT



THE PREPARATION OF THIS DRAWING HAS BEEN FINANCED IN PART THROUGH A GRANT FROM THE U.S. DEPARTMENT OF TRANSPORTATION (FTA), UNDER THE FEDERAL TRANSIT ACT OF 1984, AS AMENDED, AND IN PART BY THE TAXES OF THE CITIZENS OF LOS ANGELES COUNTY AND OF THE STATE OF CALIFORNIA.							
REV	DATE	BY	APP	REG NO	EXPIRES	SEAL HOLDER	DESCRIPTION

DESIGNED BY  
T. TAPPAN  
DRAWN BY  
A. GIBBONS  
CHECKED BY  
D. DALJ  
IN CHARGE  
G. HEAD  
DATE  
12-10-10

FOR REVIEW  
ONLY NOT FOR  
CONSTRUCTION  
LEE W ABRAMSON  
C44285

**Metro** LOS ANGELES COUNTY METROPOLITAN TRANSPORTATION AUTHORITY

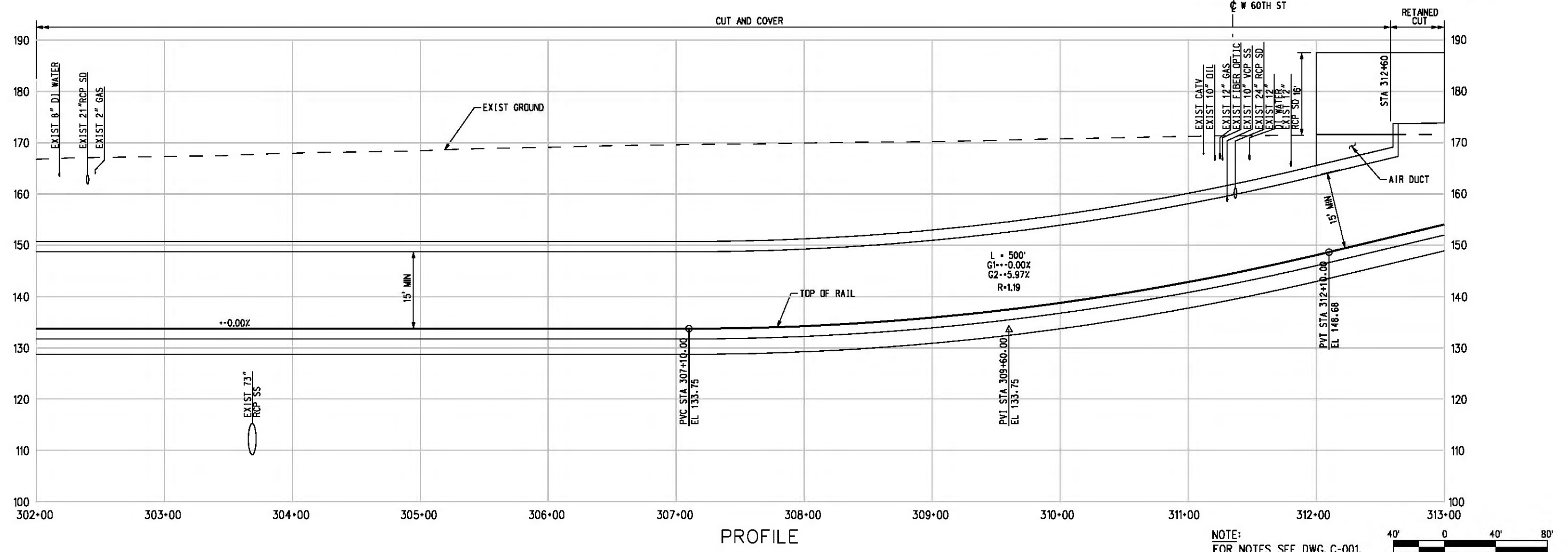
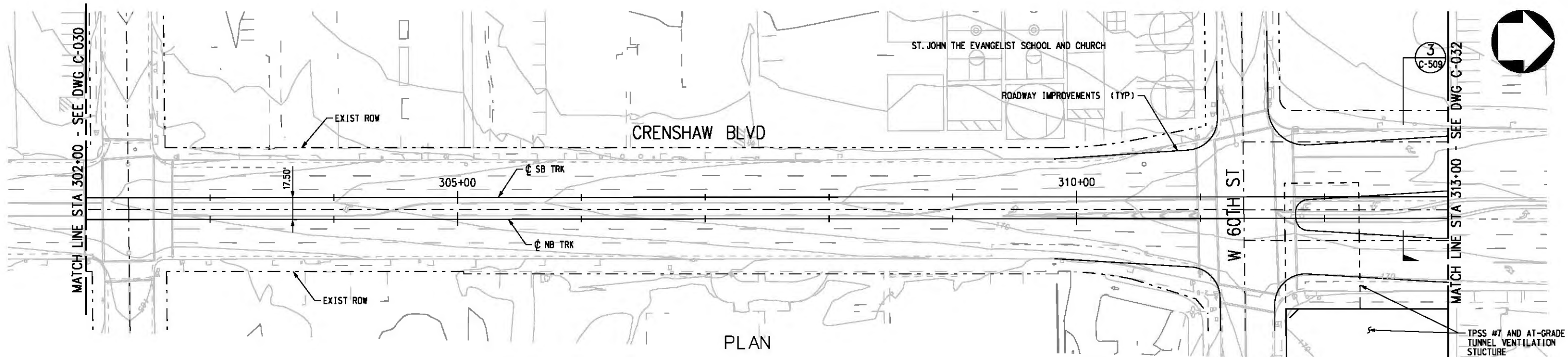
**Hatch Mott MacDonald** 6101 W. Century Blvd. Suite 800 Los Angeles, CA 90045 Phone: 310-337-0500 Fax: 310-337-0042

**PATTERSON & ASSOCIATES, INC.** 725 TOWN & COUNTRY RD SUITE 300 ORANGE, CA 92868 CIVIL/THROUGH/ENGINEERING

CRENSHAW/LAX  
TRANSIT CORRIDOR PROJECT  
PLAN & PROFILE  
STA 292+00 TO STA 302+00

CONTRACT NO	E0117
DRAWING NO	C-030
SCALE	HORIZ: 1" = 40' VERT: 1" = 10'
SHEET NO	161

Plot Driver - pdf\_11x17\_rev1.plt Pentable-MTA.TBL USER=CIB54384 8:21:18 PM 12/6/2010 c:\pwworking\hmm\job54384\dms02812\CLC031.pdg



NOTE:  
FOR NOTES SEE DWG. C-001.  
BASE PROJECT



THE PREPARATION OF THIS DRAWING HAS BEEN FINANCED IN PART THROUGH A GRANT FROM THE U.S. DEPARTMENT OF TRANSPORTATION, FEDERAL TRANSIT ADMINISTRATION (FTA), UNDER THE FEDERAL TRANSIT ACT OF 1984, AS AMENDED, AND IN PART BY THE TAXES OF THE CITIZENS OF LOS ANGELES COUNTY AND OF THE STATE OF CALIFORNIA.						
REV	DATE	BY	APP	REG NO	EXPIRES	SEAL HOLDER

DESIGNED BY  
T. TAPPAN  
DRAWN BY  
A. GIBBONS  
CHECKED BY  
D. DALI  
IN CHARGE  
G. HEAD  
DATE  
12-10-10

FOR REVIEW ONLY NOT FOR CONSTRUCTION  
LEE W ABRAMSON  
C44285

**Metro** LOS ANGELES COUNTY METROPOLITAN TRANSPORTATION AUTHORITY

**Hatch Mott MacDonald**  
6101 W. Century Blvd. Suite 800  
Los Angeles, CA 90045  
Phone: 310-337-0500 Fax: 310-337-0042

**PATTERSON & ASSOCIATES, INC.**  
725 TOWN & COUNTRY RD SUITE 300  
ORANGE, CA 92868  
CIVIL/TRANSPORTATION ENGINEERING

CRENSHAW/LAX TRANSIT CORRIDOR PROJECT  
PLAN & PROFILE  
STA 302+00 TO STA 313+00

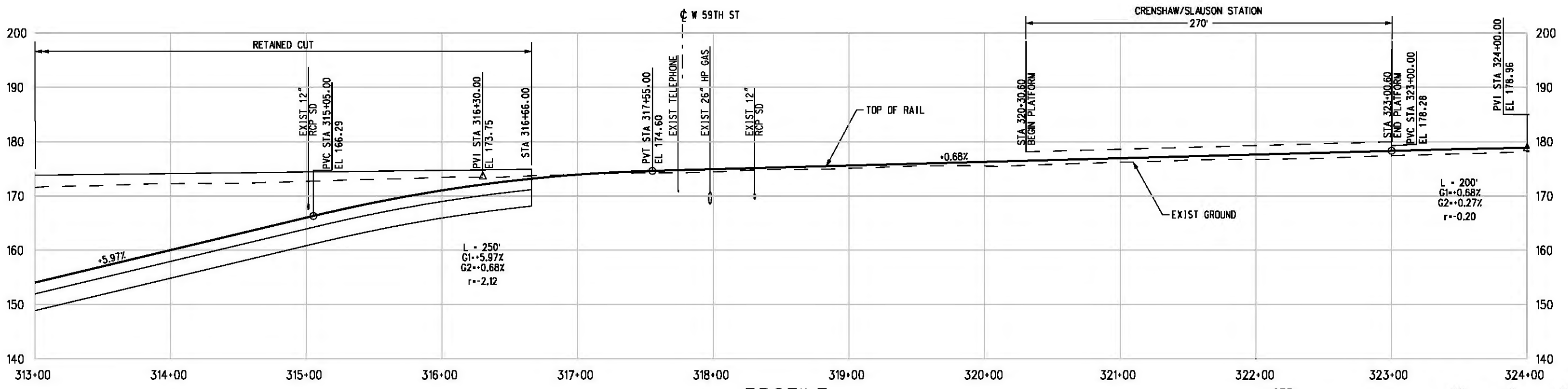
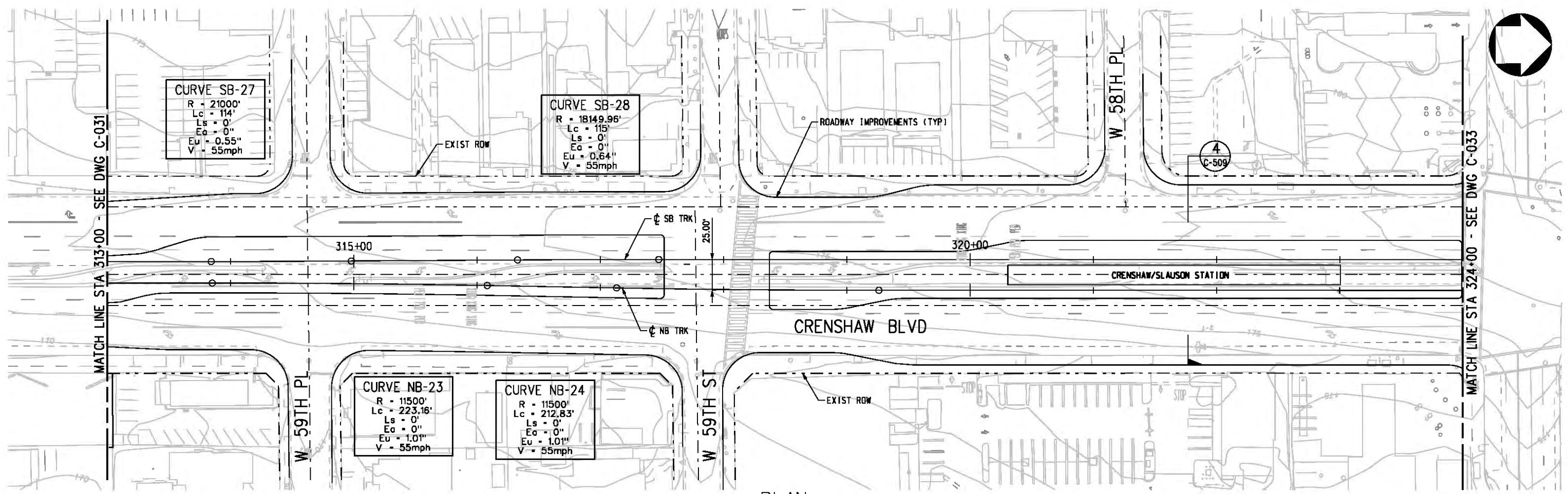
CONTRACT NO	E0117
DRAWING NO	C-031
SCALE	HORIZ: 1" = 40' VERT: 1" = 10'
SHEET NO	162

c:\pwworking\hmm\job54384\dms02812\CL C032.plg

USER=CIB54384 11:30:36 PM 11/30/2010

Pentable-MTA.TBL

Plot Driver - pdf\_11x17\_rev1.plt



NOTE:  
FOR NOTES SEE DWG. C-001.  
BASE PROJECT

40' 0 40' 80'

THE PREPARATION OF THIS DRAWING HAS BEEN FINANCED IN PART THROUGH A GRANT FROM THE U.S. DEPARTMENT OF TRANSPORTATION, FEDERAL TRANSIT ADMINISTRATION (FTA), UNDER THE FEDERAL TRANSIT ACT OF 1984, AS AMENDED, AND IN PART BY THE TAXES OF THE CITIZENS OF LOS ANGELES COUNTY AND OF THE STATE OF CALIFORNIA.

REV	DATE	BY	APP	REG NO	EXPIRES	SEAL HOLDER	DESCRIPTION

DESIGNED BY  
T. TAPPAN

DRAWN BY  
A. GIBBONS

CHECKED BY  
D. DALJ

IN CHARGE  
G. HEAD

DATE  
12-10-10

FOR REVIEW ONLY NOT FOR CONSTRUCTION

LEE W ABRAMSON  
C44285

**M** Metro

**Hatch Mott MacDonald**

601 W. Century Blvd.  
Suite 800  
Los Angeles, CA 90045  
Phone: 310-337-0500  
Fax: 310-337-0042

**PATTERSON & ASSOCIATES, INC.**

725 TOWN & COUNTRY RD  
SUITE 300  
ORANGE, CA 92868

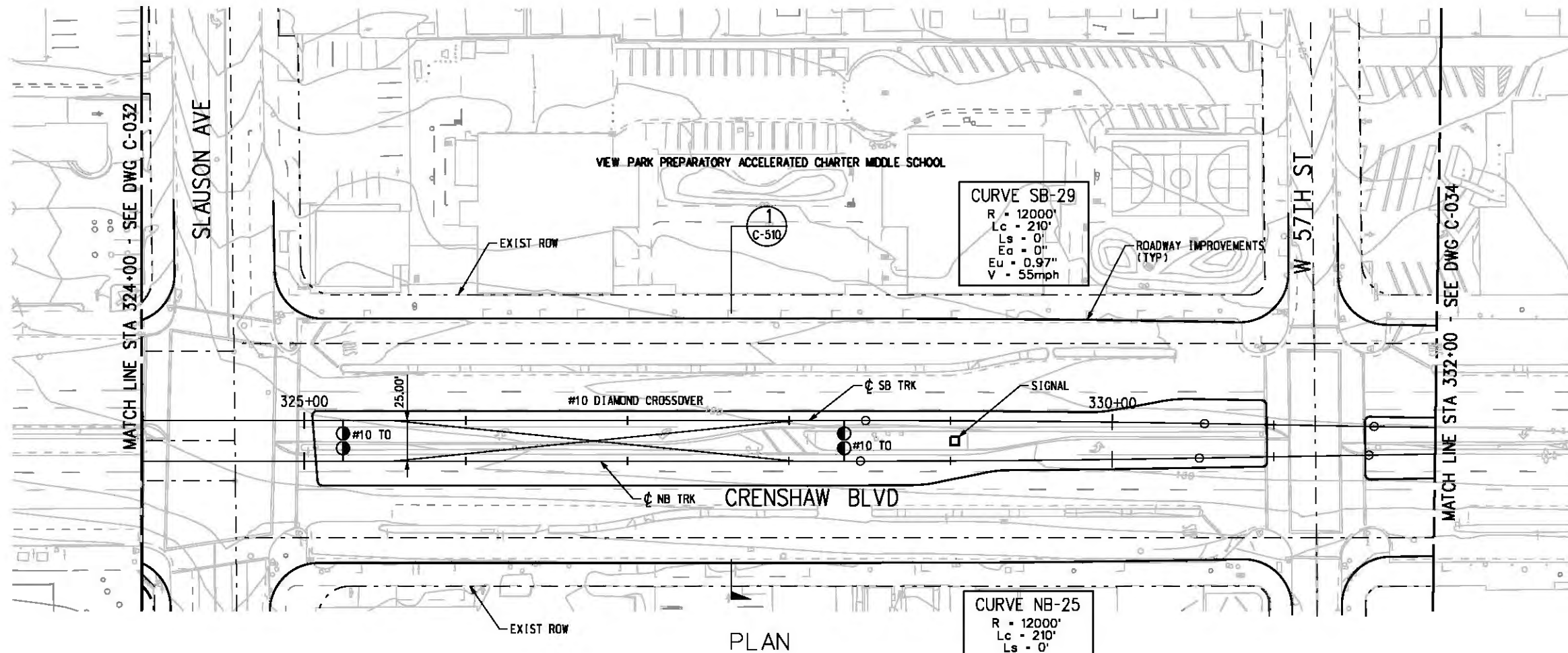
CIVIL/THROUGHT ENGINEERING

LOS ANGELES COUNTY METROPOLITAN TRANSPORTATION AUTHORITY

CRENSHAW/LAX TRANSIT CORRIDOR PROJECT  
PLAN & PROFILE  
STA 313+00 TO STA 324+00

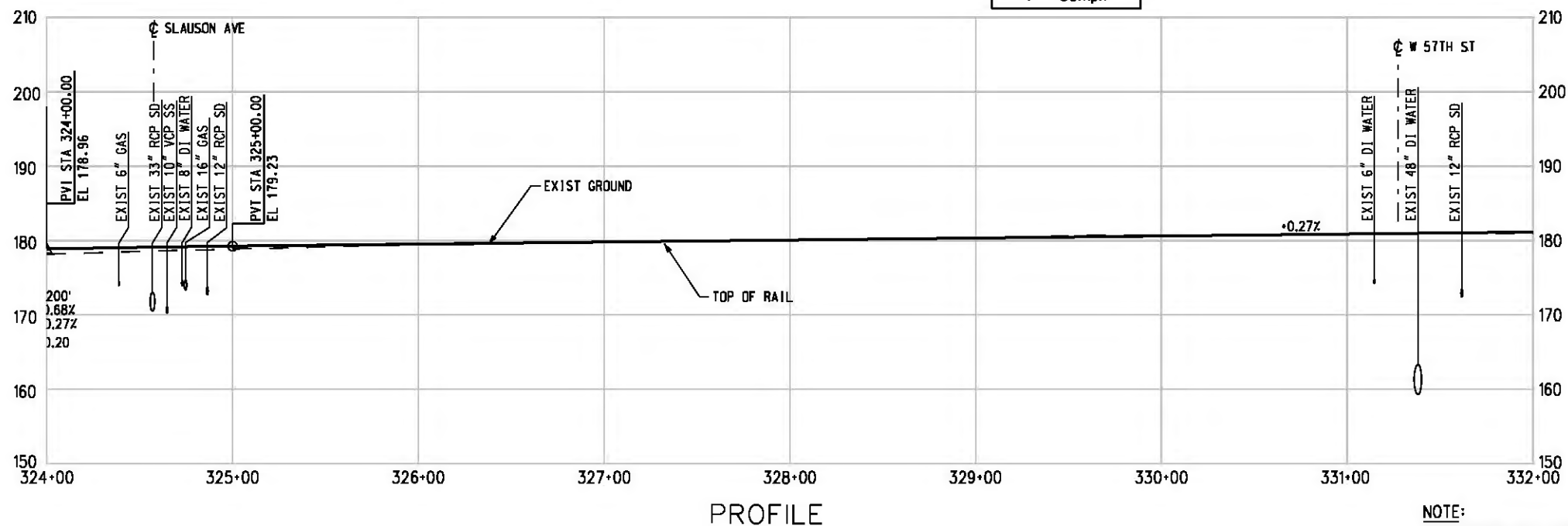
CONTRACT NO	E0117
DRAWING NO	C-032
SCALE	HORIZ: 1" = 40' VERT: 1" = 10'
SHEET NO	163





**CURVE SB-29**  
 R = 12000'  
 Lc = 210'  
 Ls = 0'  
 Ea = 0"  
 Eu = 0.97"  
 V = 55mph

**CURVE NB-25**  
 R = 12000'  
 Lc = 210'  
 Ls = 0'  
 Ea = 0"  
 Eu = 0.97"  
 V = 55mph



NOTE:  
 FOR NOTES SEE DWG. C-001.  
 BASE PROJECT



c:\pwworking\hmm\job54384\dms02812\CLC033.plt

USER=CIB54384 3:31:36 PM 12/9/2010

Pentable-MTA.TBL

Plot Driver=pdf\_11x17\_rev1.plt

REV	DATE	BY	APP	REG NO	EXPIRES	SEAL HOLDER	DESCRIPTION

DESIGNED BY  
T. TAPPAN

DRAWN BY  
A. GIBBONS

CHECKED BY  
D. DALI

IN CHARGE  
G. HEAD

DATE  
12-10-10

FOR REVIEW  
 ONLY NOT FOR  
 CONSTRUCTION  
 LEE W ABRAMSON  
 C44285

**Metro** LOS ANGELES COUNTY METROPOLITAN TRANSPORTATION AUTHORITY

**Hatch Mott MacDonald**

601 W. Century Blvd. Suite 800 Los Angeles, CA 90045 Phone: 310-337-0500 Fax: 310-337-0042

**PATTERSON & ASSOCIATES, INC.** 725 TOWN & COUNTRY RD SUITE 300 ORANGE, CA 92868

CRENSHAW/LAX  
 TRANSIT CORRIDOR PROJECT  
 PLAN & PROFILE  
 STA 324+00 TO STA 332+00

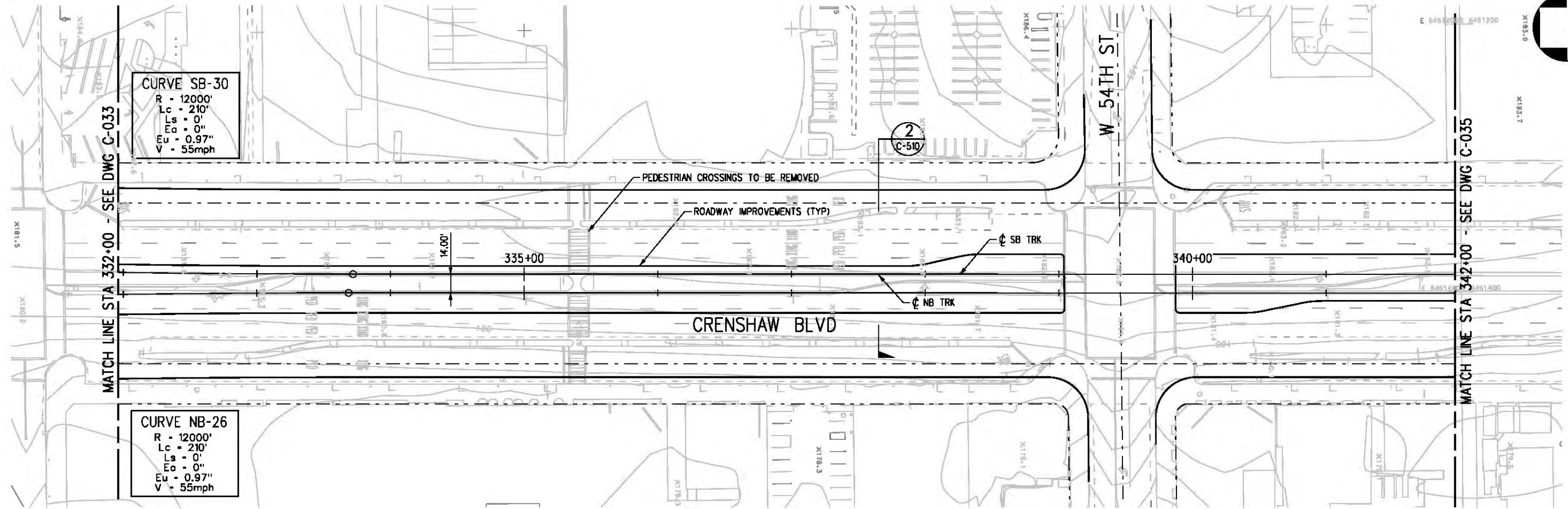

CONTRACT NO	E0117
DRAWING NO	C-033
SCALE	HORIZ: 1" = 40' VERT: 1" = 10'
SHEET NO	164

c:\pwworking\hmm\st099999\dms02812\CLC034.plt

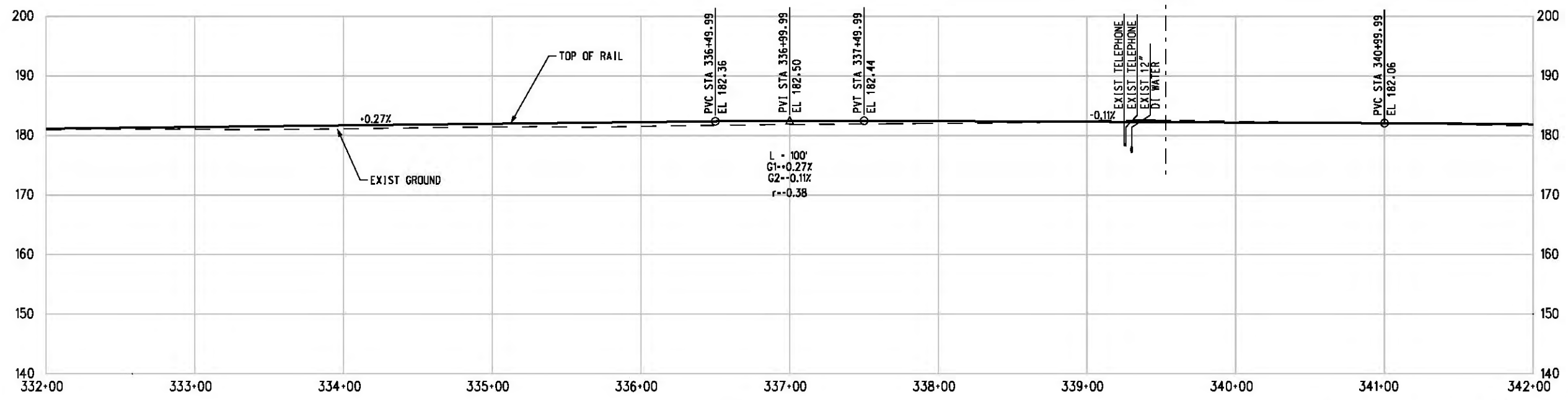
USER=st099999 5:34:21 PM 11/30/2010

Pentable-MTA.TBL

Plot Driver - pdf\_11x17\_rev1.plt



PLAN



PROFILE



THE PREPARATION OF THIS DRAWING HAS BEEN FINANCED IN PART THROUGH A GRANT FROM THE U.S. DEPARTMENT OF TRANSPORTATION, FEDERAL TRANSIT ADMINISTRATION (FTA), UNDER THE FEDERAL TRANSIT ACT OF 1984, AS AMENDED, AND IN PART BY THE TAXES OF THE CITIZENS OF LOS ANGELES COUNTY AND OF THE STATE OF CALIFORNIA.

REV	DATE	BY	APP	REG NO	EXPIRES	SEAL HOLDER	DESCRIPTION

DESIGNED BY  
T. TAPPAN  
 DRAWN BY  
A. GIBBONS  
 CHECKED BY  
D. DALI  
 IN CHARGE  
G. HEAD  
 DATE  
12-10-10

FOR REVIEW ONLY NOT FOR CONSTRUCTION  
 LEE W ABRAMSON  
 C44285

**Metro**  
**Hatch Mott MacDonald**  
 6101 W. Century Blvd. Suite 800  
 Los Angeles, CA 90045  
 Phone: 310-337-0500  
 Fax: 310-337-0042

**PATTERSON & ASSOCIATES, INC.**  
 725 TOWN & COUNTRY RD SUITE 300  
 ORANGE, CA 92868  
 CIVIL/THROUGH ENGINEERING

LOS ANGELES COUNTY METROPOLITAN TRANSPORTATION AUTHORITY  
 CRENSHAW/LAX TRANSIT CORRIDOR PROJECT  
 PLAN & PROFILE  
 STA 332+00 TO STA 342+00

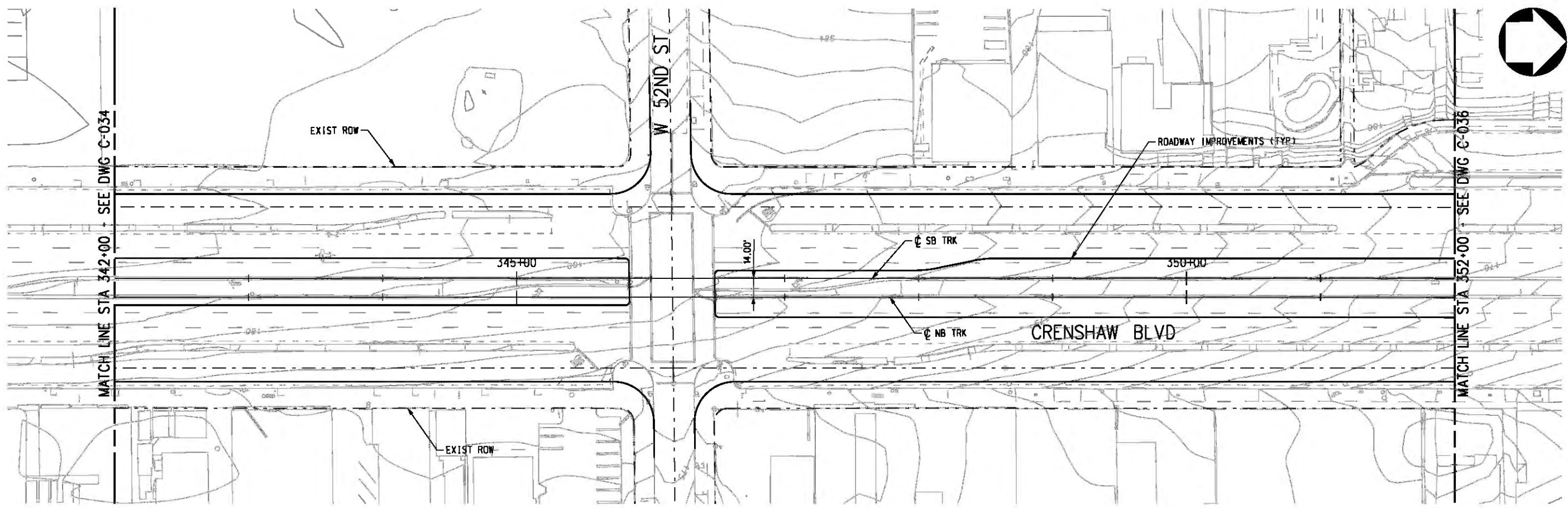
CONTRACT NO	E0117
DRAWING NO	C-034
SCALE	HORIZ: 1" = 40' VERT: 1" = 10'
SHEET NO	165

c:\pwworking\hmm\job54384\dms02812\CLC035.plg

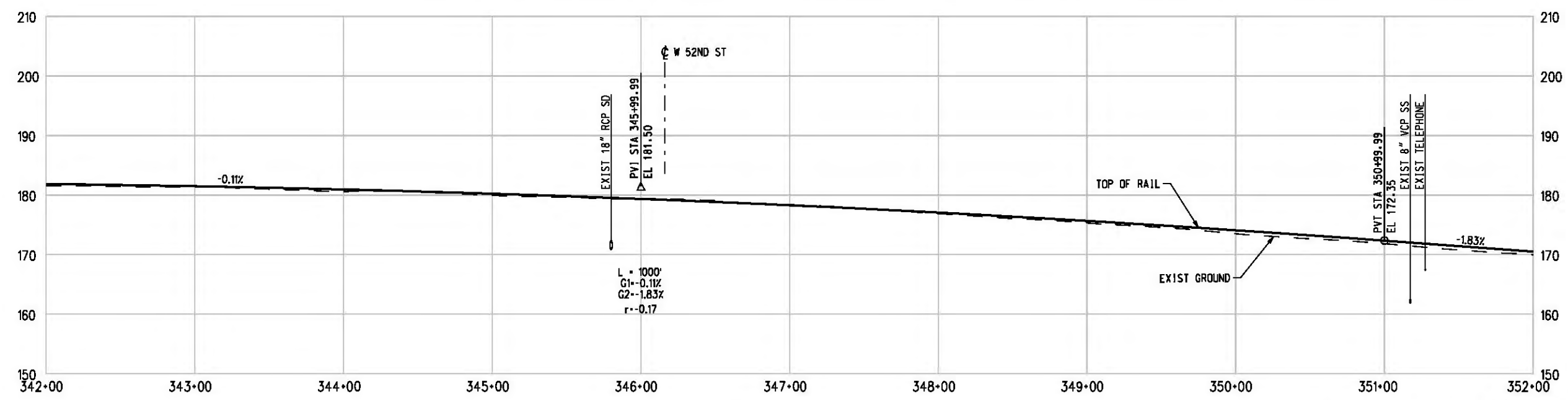
USER=CIB54384 11:23:30 PM 11/30/2010

Pentable-MTA.TBL

Plot Driver - pdf\_11x17\_rev1.plt



PLAN



PROFILE

NOTE:  
FOR NOTES SEE DWG. C-001.  
BASE PROJECT



THE PREPARATION OF THIS DRAWING HAS BEEN FINANCED IN PART THROUGH A GRANT FROM THE U.S. DEPARTMENT OF TRANSPORTATION, FEDERAL TRANSIT ADMINISTRATION (FTA), UNDER THE FEDERAL TRANSIT ACT OF 1984, AS AMENDED, AND IN PART BY THE TAXES OF THE CITIZENS OF LOS ANGELES COUNTY AND OF THE STATE OF CALIFORNIA.

REV	DATE	BY	APP	REG NO	EXPIRES	SEAL HOLDER	DESCRIPTION

DESIGNED BY  
T. TAPPAN  
DRAWN BY  
A. GIBBONS  
CHECKED BY  
D. DALI  
IN CHARGE  
G. HEAD  
DATE  
12-10-10

FOR REVIEW  
ONLY NOT FOR  
CONSTRUCTION  
LEE W ABRAMSON  
C44285



LOS ANGELES COUNTY METROPOLITAN  
TRANSPORTATION AUTHORITY

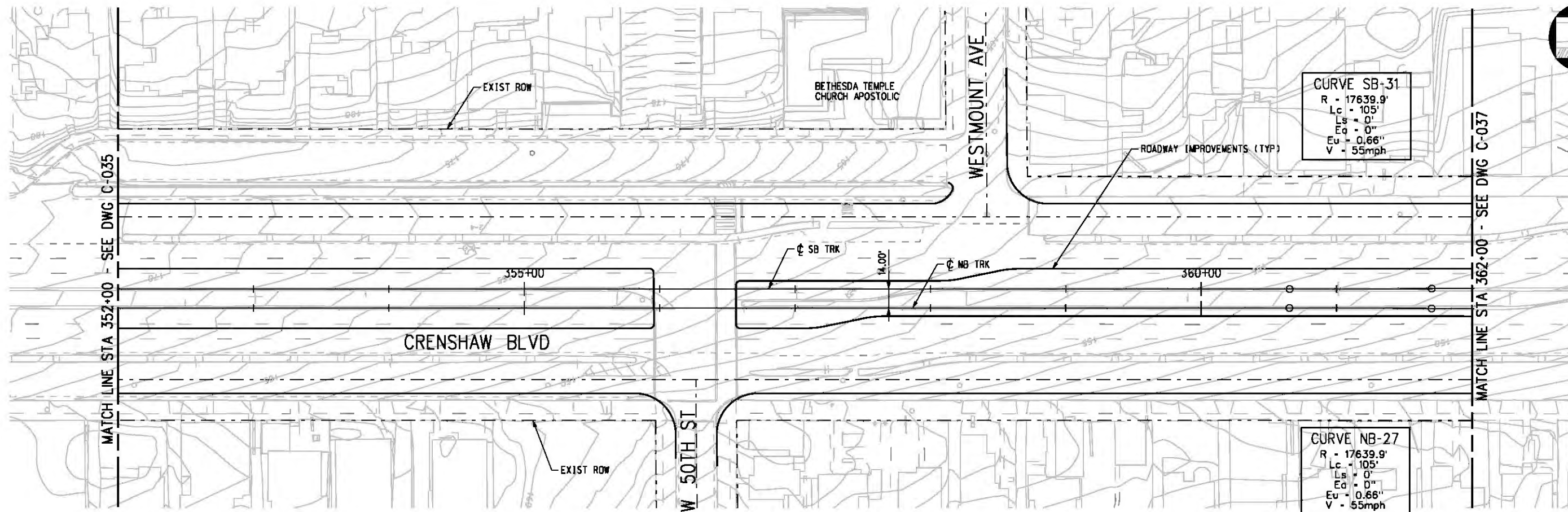
651 W. Century Blvd.  
Suite 800  
Los Angeles, CA 90045  
Phone: 310-337-0500  
Fax: 310-337-0042

PATTERSON & ASSOCIATES, INC.  
725 TOWN & COUNTRY RD  
SUITE 300  
ORANGE, CA 92868  
CIVIL/THROUGHOUT ENGINEERING

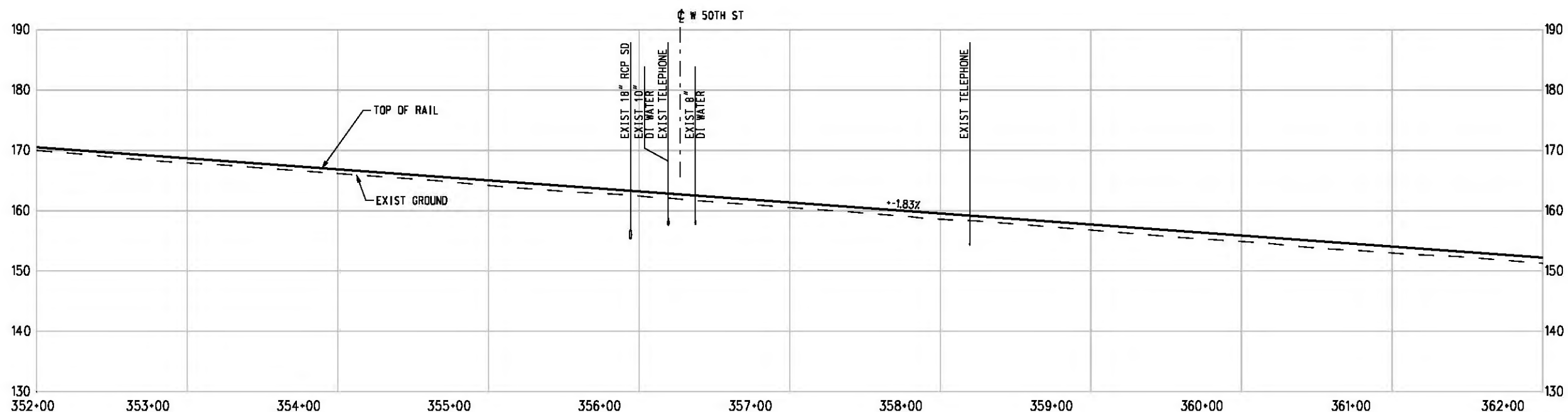
CRENSHAW/LAX  
TRANSIT CORRIDOR PROJECT  
PLAN & PROFILE  
STA 342+00 TO STA 352+00

CONTRACT NO	E0117
DRAWING NO	C-035
SCALE	HORIZ: 1" = 40' VERT: 1" = 10'
SHEET NO	166





PLAN



PROFILE

NOTE:  
 FOR NOTES SEE DWG. C-001.  
 BASE PROJECT



THE PREPARATION OF THIS DRAWING HAS BEEN FINANCED IN PART THROUGH A GRANT FROM THE U.S. DEPARTMENT OF TRANSPORTATION, FEDERAL TRANSIT ADMINISTRATION (FTA), UNDER THE FEDERAL TRANSIT ACT OF 1984, AS AMENDED, AND IN PART BY THE TAXES OF THE CITIZENS OF LOS ANGELES COUNTY AND OF THE STATE OF CALIFORNIA.						
REV	DATE	BY	APP	REG NO	EXPIRES	SEAL HOLDER

DESIGNED BY  
T. TAPPAN  
 DRAWN BY  
A. GIBBONS  
 CHECKED BY  
D. DALI  
 IN CHARGE  
G. HEAD  
 DATE  
12-10-10

FOR REVIEW ONLY NOT FOR CONSTRUCTION  
 LEE W ABRAMSON  
 C44285



LOS ANGELES COUNTY METROPOLITAN TRANSPORTATION AUTHORITY  
 601 W. Century Blvd. Suite 800 Los Angeles, CA 90045 Phone: 310-337-0500 Fax: 310-337-0042  
 PATTERSON & ASSOCIATES, INC. 725 TOWN & COUNTRY RD SUITE 300 ORANGE, CA 92868

CRENSHAW/LAX TRANSIT CORRIDOR PROJECT  
 PLAN & PROFILE  
 STA 352+00 TO STA 362+00

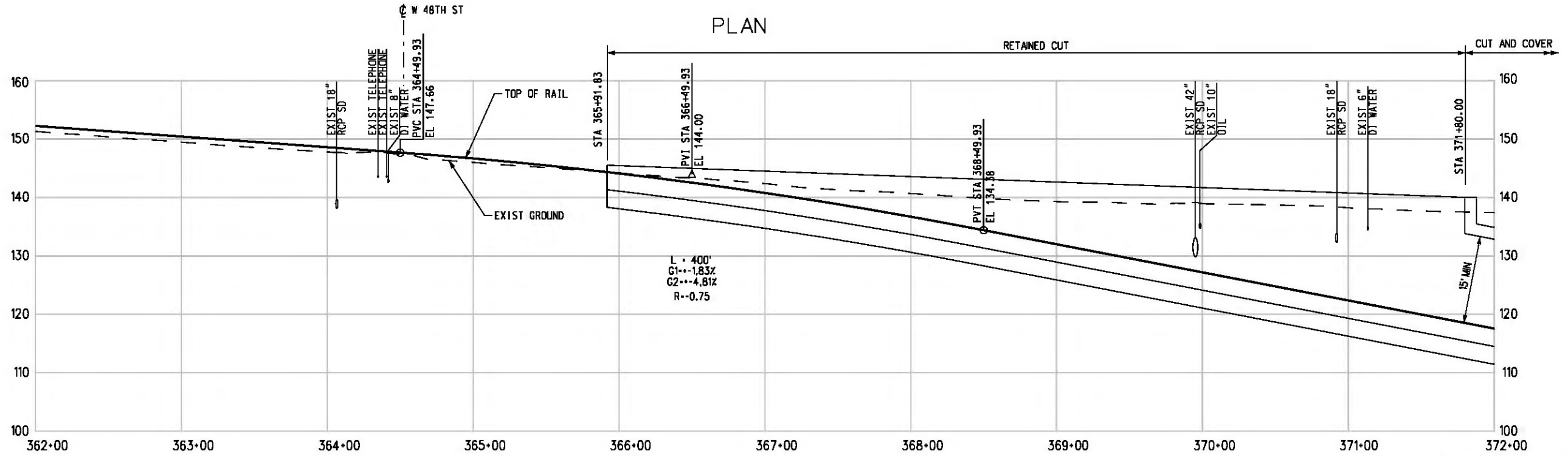
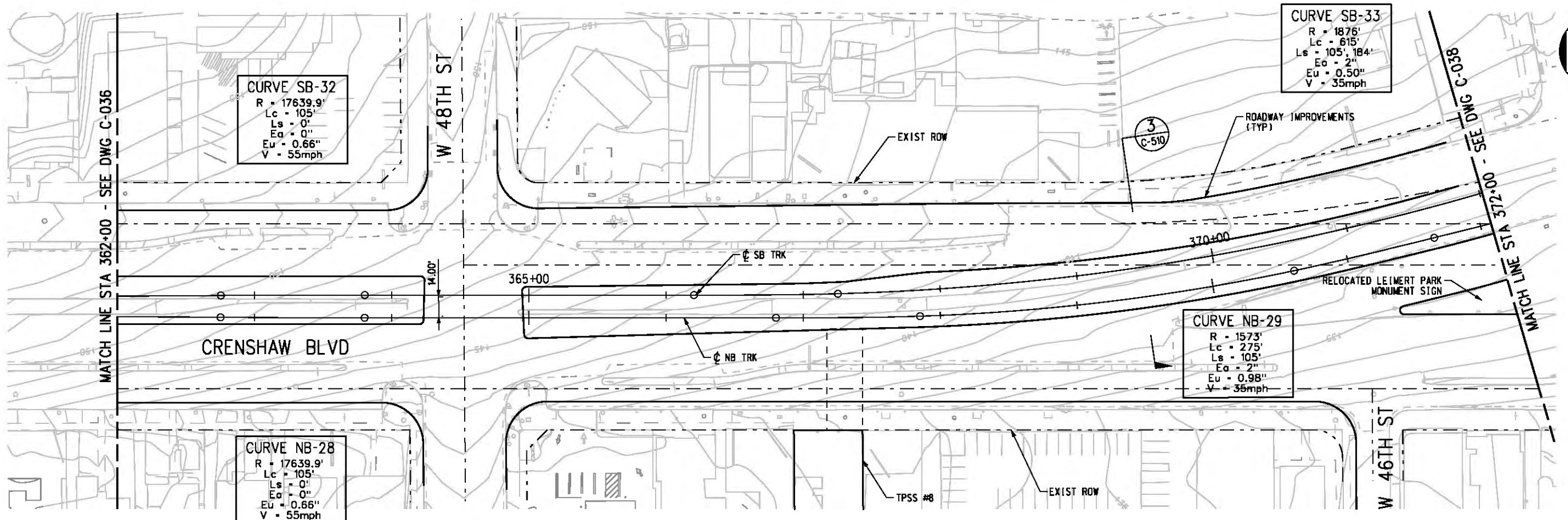
CONTRACT NO	E0117
DRAWING NO	C-036
SCALE	HORIZ: 1" = 40' VERT: 1" = 10'
SHEET NO	167

c:\pwworking\hmm\job54384\dms02812\CLC037.plg

USER=CIB54384 5:00:57 PM 12/9/2010

Pentable-MTA.TBL

Plot Driver - pdf\_11x17\_rev1.plt



NOTE:  
 FOR NOTES SEE DWG. C-001.  
 BASE PROJECT

40' 0 40' 80'

THE PREPARATION OF THIS DRAWING HAS BEEN FINANCED IN PART THROUGH A GRANT FROM THE U.S. DEPARTMENT OF TRANSPORTATION, FEDERAL TRANSIT ADMINISTRATION (FTA), UNDER THE FEDERAL TRANSIT ACT OF 1984, AS AMENDED, AND IN PART BY THE TAXES OF THE CITIZENS OF LOS ANGELES COUNTY AND OF THE STATE OF CALIFORNIA.

REV	DATE	BY	APP	REG NO	EXPIRES	SEAL HOLDER	DESCRIPTION

DESIGNED BY  
T. TAPPAN

DRAWN BY  
A. GIBBONS

CHECKED BY  
D. DALJ

IN CHARGE  
G. HEAD

DATE  
12-10-10

FOR REVIEW ONLY NOT FOR CONSTRUCTION

LEE W ABRAMSON  
C44285

**Metro** LOS ANGELES COUNTY METROPOLITAN TRANSPORTATION AUTHORITY

**Hatch Mott MacDonald**

601 W. Century Blvd. Suite 800 Los Angeles, CA 90045 Phone: 310-337-0500 Fax: 310-337-0042

**PATTERSON & ASSOCIATES, INC.** 725 TOWN & COUNTRY RD SUITE 300 ORANGE, CA 92868

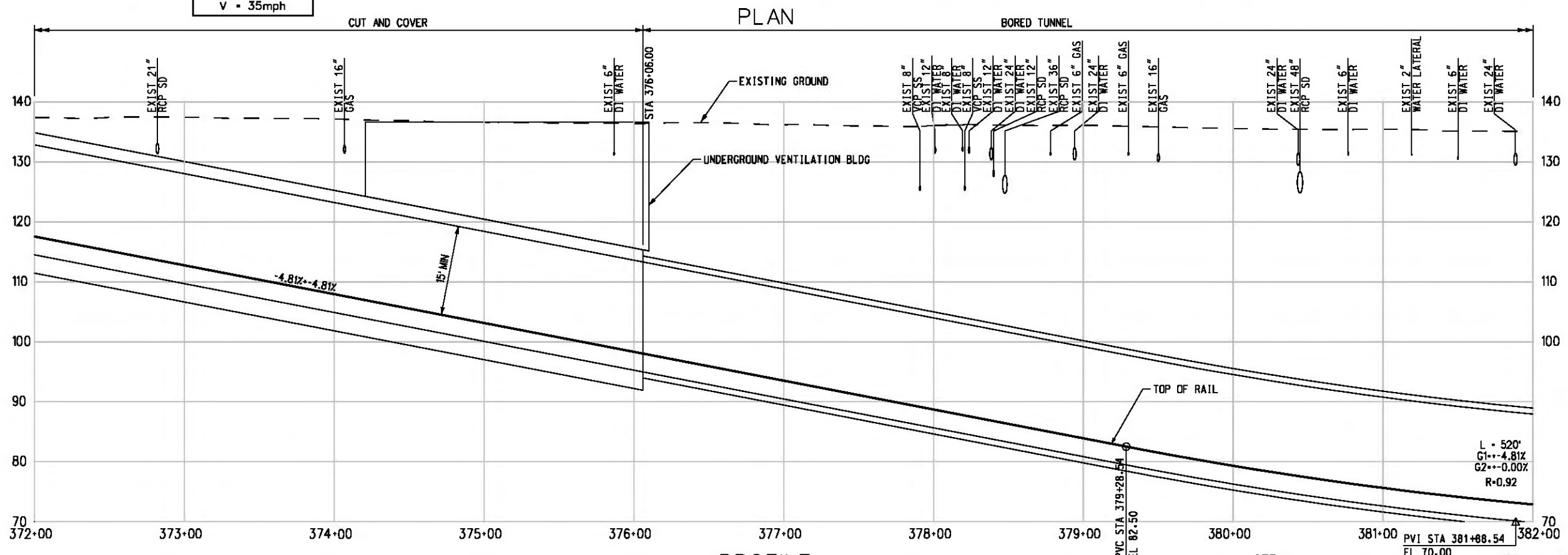
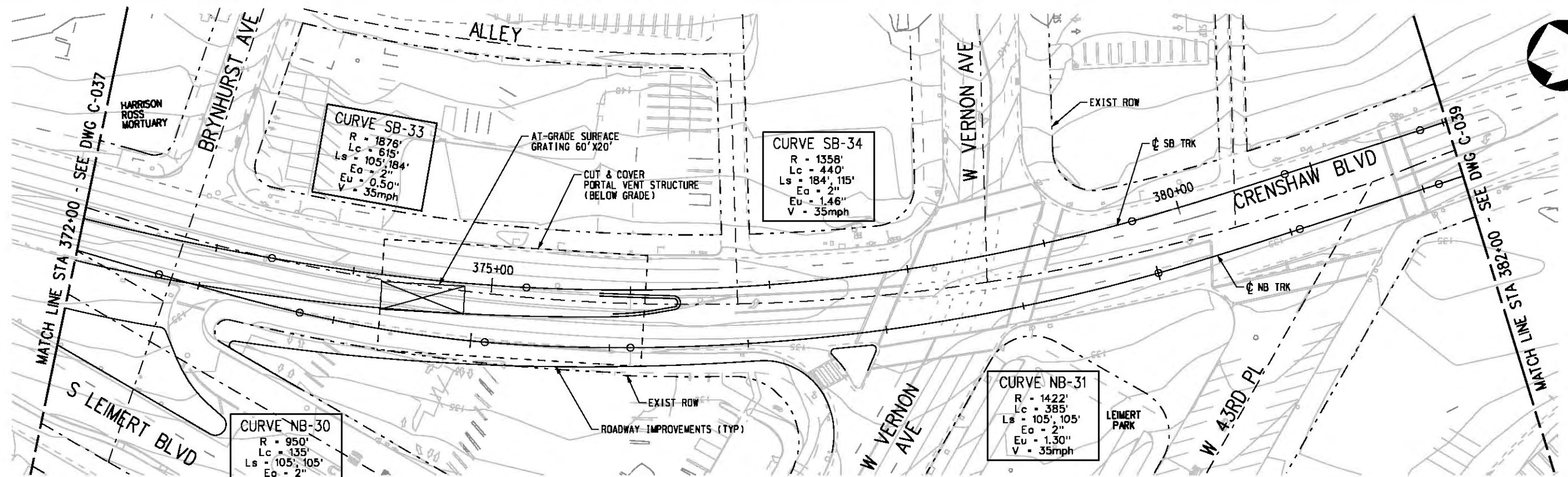
CONTRACT NO  
**E0117**

DRAWING NO  
**C-037**

SCALE  
HORIZ: 1" = 40'  
VERT: 1" = 10'

SHEET NO  
**168**

REV  
**0**



NOTE: FOR NOTES SEE DWG. C-001.  
 BASE PROJECT

Plot Driver - pdf\_11x17\_rev1.plt  
 Pentable-MTA.TBL  
 USER=sto99999 3:52:24 PM 12/9/2010 c:\pwworking\hmm\st099999\dms02812\CLC038.plt

THE PREPARATION OF THIS DRAWING HAS BEEN FINANCED IN PART THROUGH A GRANT FROM THE U.S. DEPARTMENT OF TRANSPORTATION, FEDERAL TRANSIT ADMINISTRATION (FTA), UNDER THE FEDERAL TRANSIT ACT OF 1984, AS AMENDED, AND IN PART BY THE TAXES OF THE CITIZENS OF LOS ANGELES COUNTY AND OF THE STATE OF CALIFORNIA.						
REV	DATE	BY	APP	REG NO	EXPIRES	DESCRIPTION

DESIGNED BY  
T. TAPPAN  
 DRAWN BY  
A. GIBBONS  
 CHECKED BY  
D. DALJ  
 IN CHARGE  
C. HEAD  
 DATE  
12-10-10

FOR REVIEW ONLY NOT FOR CONSTRUCTION  
 LEE W ABRAMSON  
 C44285

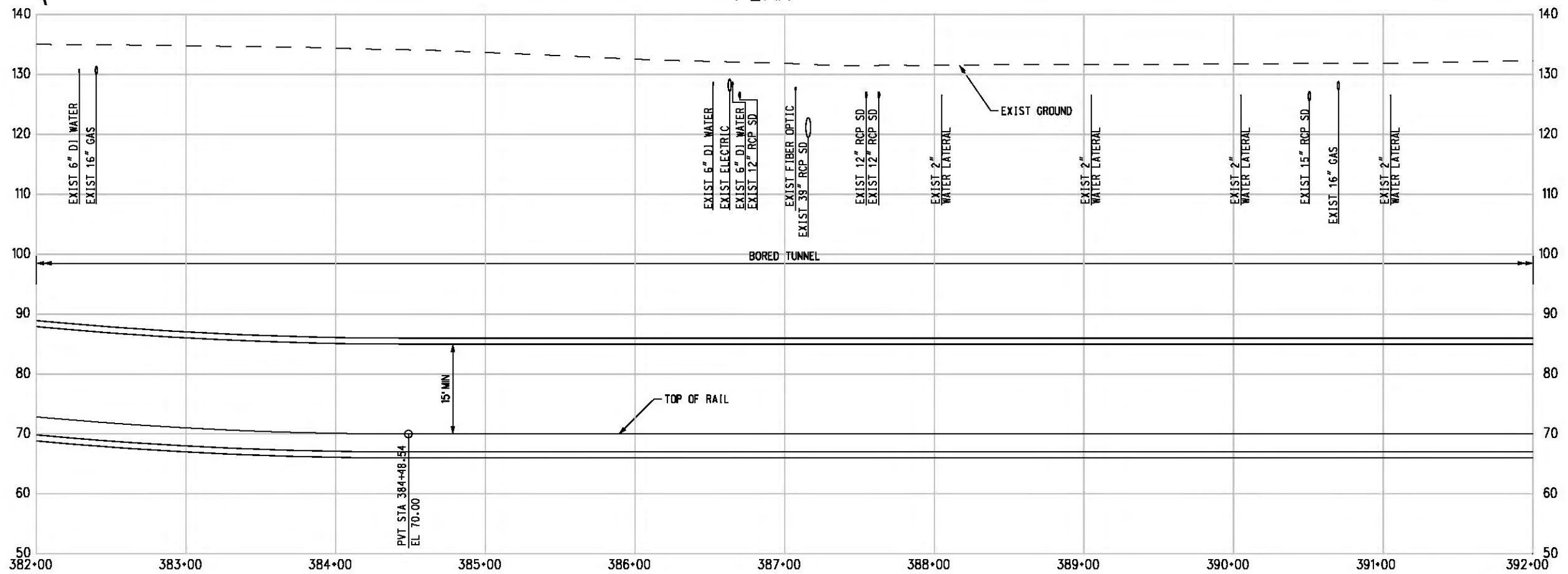
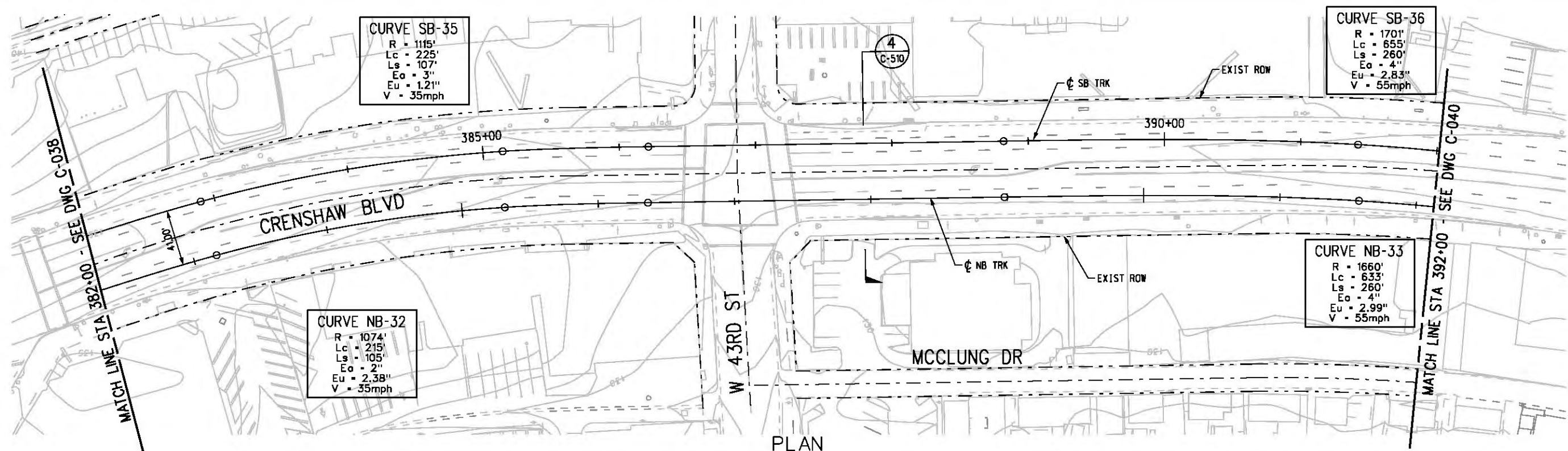
**LOS ANGELES COUNTY METROPOLITAN TRANSPORTATION AUTHORITY**  
**Hatch Mott MacDonald**  
 601 W. Century Blvd. Suite 800 Los Angeles, CA 90045 Phone: 310-337-0500 Fax: 310-337-0042  
**PATTERSON & ASSOCIATES, INC.**  
 725 TOWN & COUNTRY RD SUITE 300 ORANGE, CA 92868

**CRENSHAW/LAX TRANSIT CORRIDOR PROJECT**  
 PLAN & PROFILE  
 STA 372+00 TO STA 382+00

CONTRACT NO	E0117
DRAWING NO	C-038
SCALE	HORIZ: 1" = 40' VERT: 1" = 10'
SHEET NO	169



c:\pwworking\hmm\job54384\dms02812\CLC039.plt  
 USER=CIB54384 3:50:53 PM 12/9/2010  
 Pentable-MTA.TBL  
 Plot Driver - pdf\_11x17\_rev1.plt



NOTE:  
 FOR NOTES SEE DWG. C-001.  
 BASE PROJECT

THE PREPARATION OF THIS DRAWING HAS BEEN FINANCED IN PART THROUGH A GRANT FROM THE U.S. DEPARTMENT OF TRANSPORTATION, FEDERAL TRANSIT ADMINISTRATION (FTA), UNDER THE FEDERAL TRANSIT ACT OF 1984, AS AMENDED, AND IN PART BY THE TAXES OF THE CITIZENS OF LOS ANGELES COUNTY AND OF THE STATE OF CALIFORNIA.

REV	DATE	BY	APP	REG NO	EXPIRES	SEAL HOLDER	DESCRIPTION

DESIGNED BY  
 T. TAPPAN  
 DRAWN BY  
 A. GIBSONS  
 CHECKED BY  
 D. DALJ  
 IN CHARGE  
 G. HEAD  
 DATE  
 12-10-10

FOR REVIEW  
 ONLY NOT FOR  
 CONSTRUCTION  
 LEE W ABRAMSON  
 C44285

LOS ANGELES COUNTY METROPOLITAN  
 TRANSPORTATION AUTHORITY

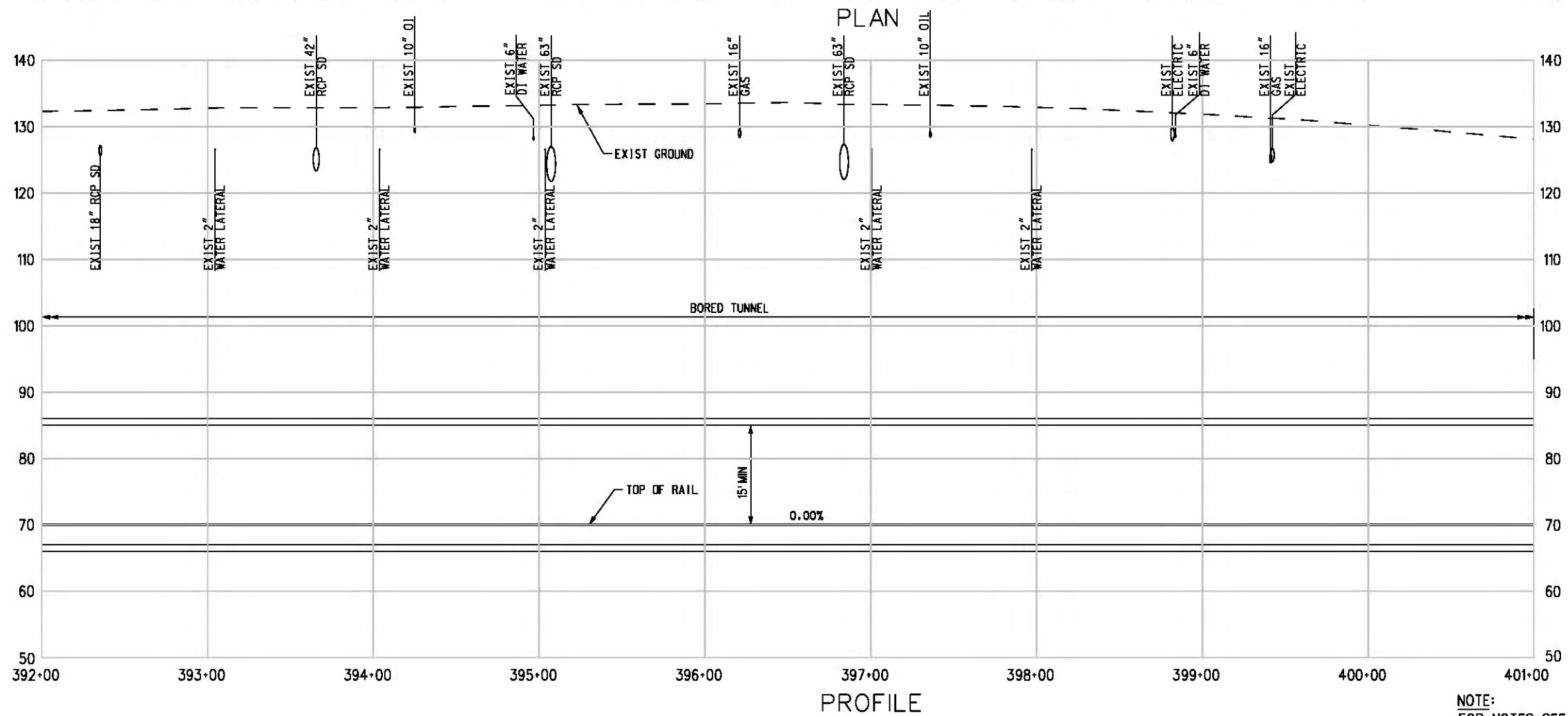
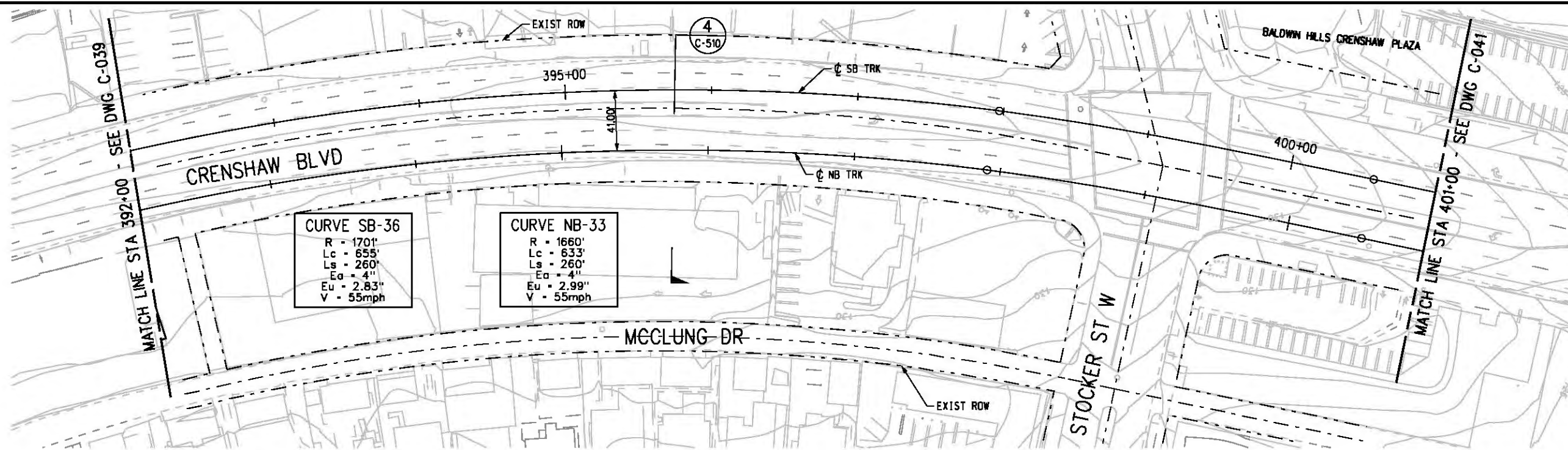
601 W. Century Blvd.  
 Suite 800  
 Los Angeles, CA 90045  
 Phone: 310-337-0500  
 Fax: 310-337-0042

725 TOWN & COUNTRY RD  
 SUITE 300  
 ORANGE, CA 92868

CRENSHAW/LAX  
 TRANSIT CORRIDOR PROJECT  
 PLAN & PROFILE  
 STA 382+00 TO STA 392+00

CONTRACT NO	E0117
DRAWING NO	C-039
SCALE	HORIZ: 1" = 40' VERT: 1" = 10'
SHEET NO	170

c:\pwworking\hmm\job54384\dms02812\CLC040.plg  
 USER=CIB54384 3:59:09 PM 12/9/2010  
 Pentable-MTA.TBL  
 Plot Driver - pdf\_11x17\_rev1.plt



NOTE:  
 FOR NOTES SEE DWG. C-001.  
 BASE PROJECT



THE PREPARATION OF THIS DRAWING HAS BEEN FINANCED IN PART THROUGH A GRANT FROM THE U.S. DEPARTMENT OF TRANSPORTATION, FEDERAL TRANSIT ADMINISTRATION (FTA), UNDER THE FEDERAL TRANSIT ACT OF 1984, AS AMENDED, AND IN PART BY THE TAXES OF THE CITIZENS OF LOS ANGELES COUNTY AND OF THE STATE OF CALIFORNIA.							
REV	DATE	BY	APP	REG NO	EXPIRES	SEAL HOLDER	DESCRIPTION

DESIGNED BY  
T. TAPPAN  
 DRAWN BY  
A. GIBBONS  
 CHECKED BY  
D. DALJ  
 IN CHARGE  
G. HEAD  
 DATE  
12-10-10

FOR REVIEW  
 ONLY NOT FOR  
 CONSTRUCTION  
 LEE W ABRAMSON  
 C44285

**Metro** LOS ANGELES COUNTY METROPOLITAN TRANSPORTATION AUTHORITY

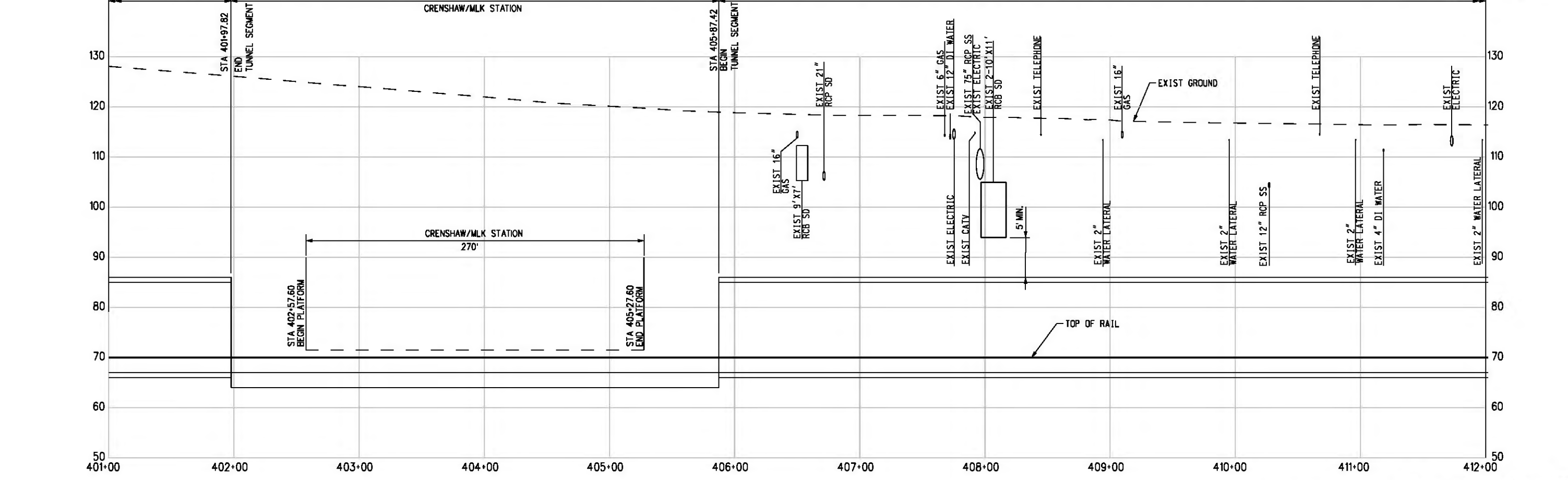
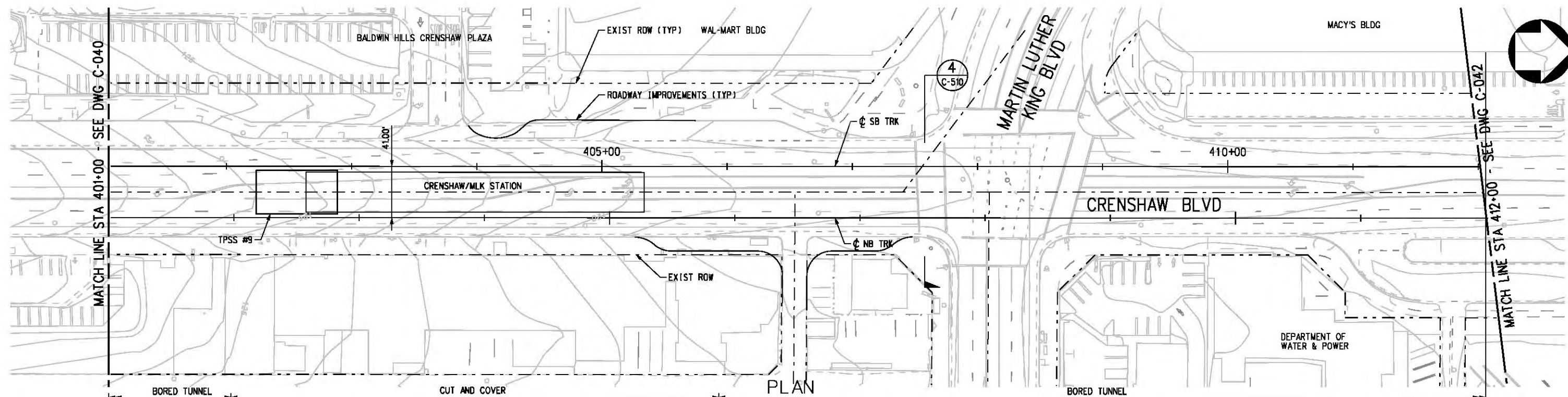
**Hatch Mott MacDonald**  
 6101 W. Century Blvd. Suite 800  
 Los Angeles, CA 90045  
 Phone: 310-337-0500 Fax: 310-337-0042

**PATTERSON & ASSOCIATES, INC.** SUITE 300  
 725 TOWN & COUNTRY RD  
 ORANGE, CA 92868  
 CIVIL/THROUGH/ENGINEERING

CONTRACT NO  
E0117  
 DRAWING NO  
C-040  
 SCALE  
HORIZ: 1" = 40'  
 VERT: 1" = 10'  
 SHEET NO  
171

CONTRACT NO	E0117
DRAWING NO	C-040
SCALE	HORIZ: 1" = 40' VERT: 1" = 10'
SHEET NO	171

Plot Driver - pdf\_11x17\_rev1.plt  
 USER=CIB54384 4:02:50 PM 12/9/2010 c:\pwworking\hmm\job54384\dms02812\CLC041.pig



NOTE:  
 FOR NOTES SEE DWG. C-001.  
 BASE PROJECT



THE PREPARATION OF THIS DRAWING HAS BEEN FINANCED IN PART THROUGH A GRANT FROM THE U.S. DEPARTMENT OF TRANSPORTATION, FEDERAL TRANSIT ADMINISTRATION (FTA), UNDER THE FEDERAL TRANSIT ACT OF 1984, AS AMENDED, AND IN PART BY THE TAXES OF THE CITIZENS OF LOS ANGELES COUNTY AND OF THE STATE OF CALIFORNIA.						
REV	DATE	BY	APP	REG NO	EXPIRES	SEAL HOLDER

DESIGNED BY  
 T. TAPPAN  
 DRAWN BY  
 A. GIBBONS  
 CHECKED BY  
 D. DALJ  
 IN CHARGE  
 G. HEAD  
 DATE  
 12-10-10

FOR REVIEW  
 ONLY NOT FOR  
 CONSTRUCTION  
 LEE W ABRAMSON  
 C44285

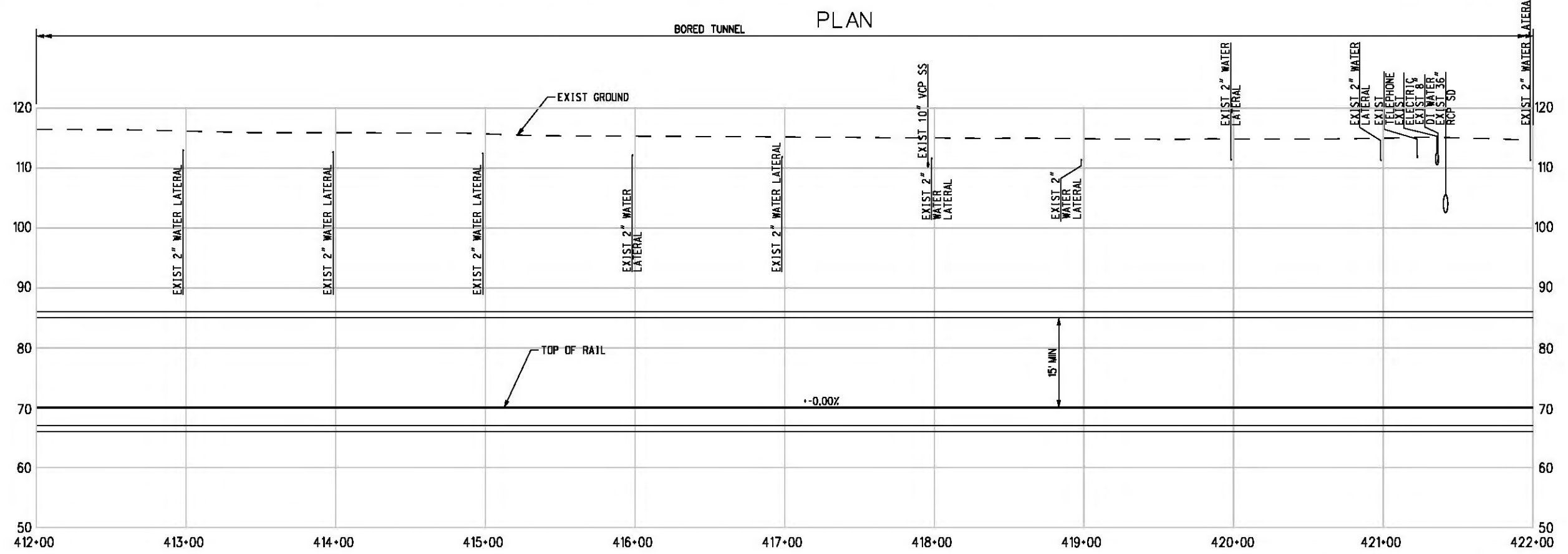
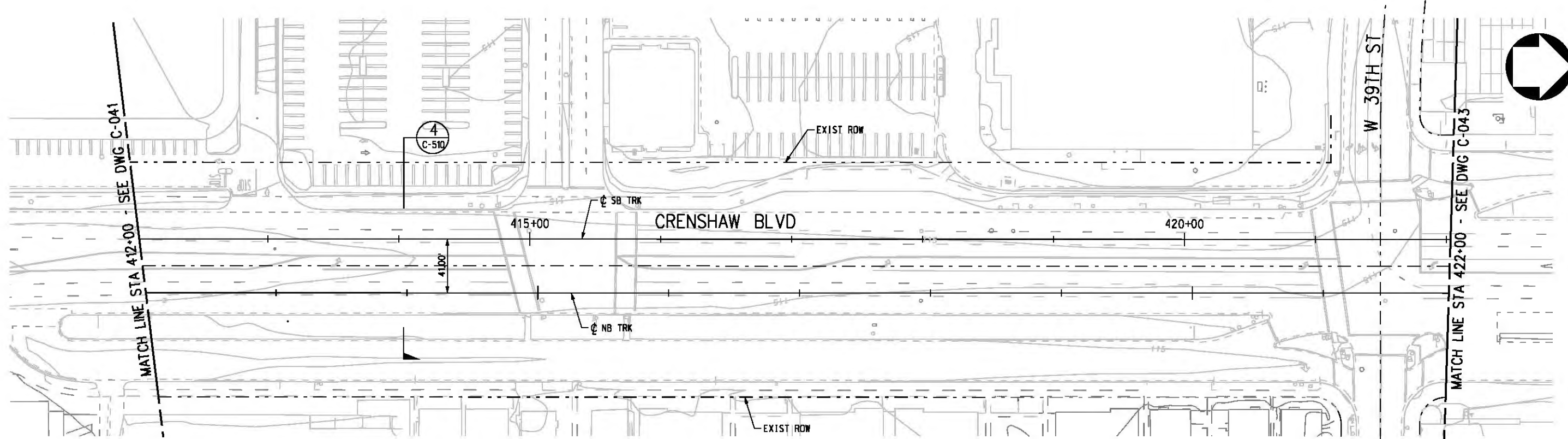
**LOS ANGELES COUNTY METROPOLITAN TRANSPORTATION AUTHORITY**  
**Hatch Mott MacDonald**  
 6101 W. Century Blvd. Suite 800 Los Angeles, CA 90045 Phone: 310-337-0500 Fax: 310-337-0042  
**PATTERSON ASSOCIATES, INC.** 725 TOWN & COUNTRY RD SUITE 300 ORANGE, CA 92868

**CRENSHAW/LAX TRANSIT CORRIDOR PROJECT**  
 PLAN & PROFILE  
 STA 401+00 TO STA 412+00

CONTRACT NO	E0117
DRAWING NO	C-041
SCALE	HORIZ: 1" = 40' VERT: 1" = 10'
SHEET NO	172



Plot Driver - pdf\_11x17\_rev1.plt  
 Pentable-MTA.TBL  
 USER=CIB54384 4:04:58 PM 12/9/2010 c:\pwworking\hmm\job54384\dms02812\CLC042.plg



PROFILE

NOTE:  
 FOR NOTES SEE DWG. C-001.  
 BASE PROJECT



THE PREPARATION OF THIS DRAWING HAS BEEN FINANCED IN PART THROUGH A GRANT FROM THE U.S. DEPARTMENT OF TRANSPORTATION, FEDERAL TRANSIT ADMINISTRATION (FTA), UNDER THE FEDERAL TRANSIT ACT OF 1984, AS AMENDED, AND IN PART BY THE TAXES OF THE CITIZENS OF LOS ANGELES COUNTY AND OF THE STATE OF CALIFORNIA.						
REV	DATE	BY	APP	REG NO	EXPIRES	SEAL HOLDER

DESIGNED BY  
 T. TAPPAN  
 DRAWN BY  
 A. GIBBONS  
 CHECKED BY  
 D. DALJ  
 IN CHARGE  
 G. HEAD  
 DATE  
 12-10-10

FOR REVIEW  
 ONLY NOT FOR  
 CONSTRUCTION  
 LEE W ABRAMSON  
 C44285

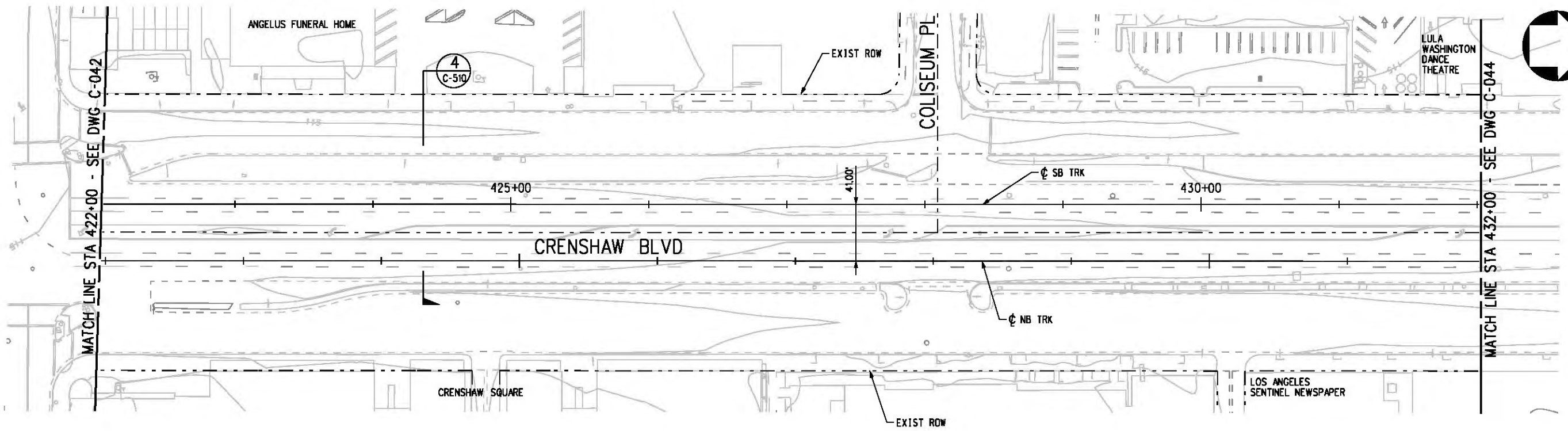
LOS ANGELES COUNTY METROPOLITAN  
 TRANSPORTATION AUTHORITY

6101 W. Century Blvd.  
 Suite 800  
 Los Angeles, CA 90045  
 Phone: 310-337-0500  
 Fax: 310-337-0042

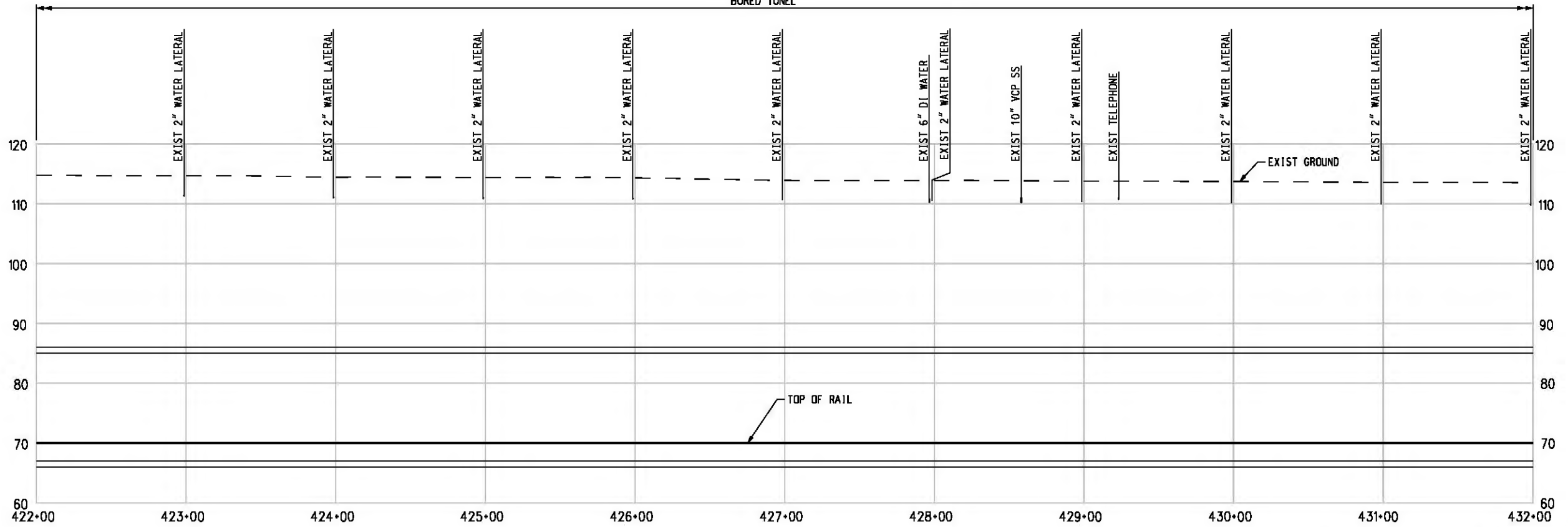
725 TOWN & COUNTRY RD  
 SUITE 300  
 ORANGE, CA 92868

CRENSHAW/LAX  
 TRANSIT CORRIDOR PROJECT  
 PLAN & PROFILE  
 STA 412+00 TO STA 422+00

CONTRACT NO	E0117
DRAWING NO	C-042
REV	0
SCALE	HORIZ: 1" = 40' VERT: 1" = 10'
SHEET NO	173



PLAN  
BORED TUNNEL



PROFILE

NOTE:  
FOR NOTES SEE DWG. C-001.  
BASE PROJECT




Plot Driver - pdf\_11x17\_rev1.plt  
 Pentable-MTA.TBL  
 USER=CIB54384 4:09:14 PM 12/3/2010 c:\pwworking\hmm\job54384\dms02812\CLC043.plg

THE PREPARATION OF THIS DRAWING HAS BEEN FINANCED IN PART THROUGH A GRANT FROM THE U.S. DEPARTMENT OF TRANSPORTATION, FEDERAL TRANSIT ADMINISTRATION (FTA), UNDER THE FEDERAL TRANSIT ACT OF 1984, AS AMENDED, AND IN PART BY THE TAXES OF THE CITIZENS OF LOS ANGELES COUNTY AND OF THE STATE OF CALIFORNIA.							
REV	DATE	BY	APP	REG NO	EXPIRES	SEAL HOLDER	DESCRIPTION

DESIGNED BY  
T. TAPPEN  
 DRAWN BY  
A. GIBBONS  
 CHECKED BY  
D. DALJ  
 IN CHARGE  
G. HEAD  
 DATE  
12-10-10

FOR REVIEW  
ONLY NOT FOR  
CONSTRUCTION  
LEE W ABRAMSON  
C44285


**LOS ANGELES COUNTY METROPOLITAN TRANSPORTATION AUTHORITY**  

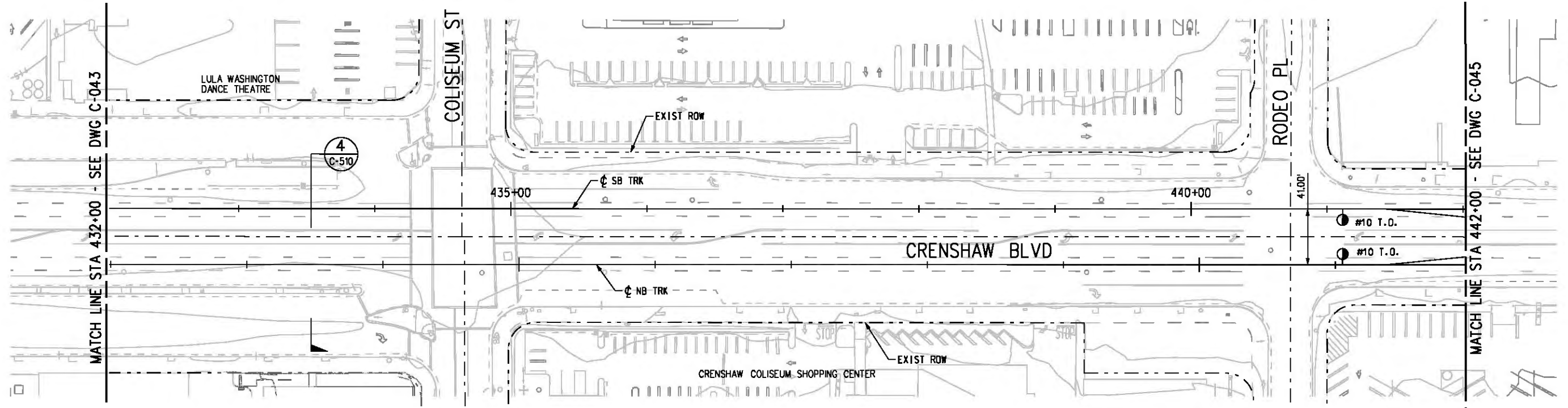
 601 W. Century Blvd. Suite 800 Los Angeles, CA 90045 Phone: 310-337-0500 Fax: 310-337-0042  

**PATTERSON & ASSOCIATES, INC.** 725 TOWN & COUNTRY RD SUITE 300 ORANGE, CA 92868

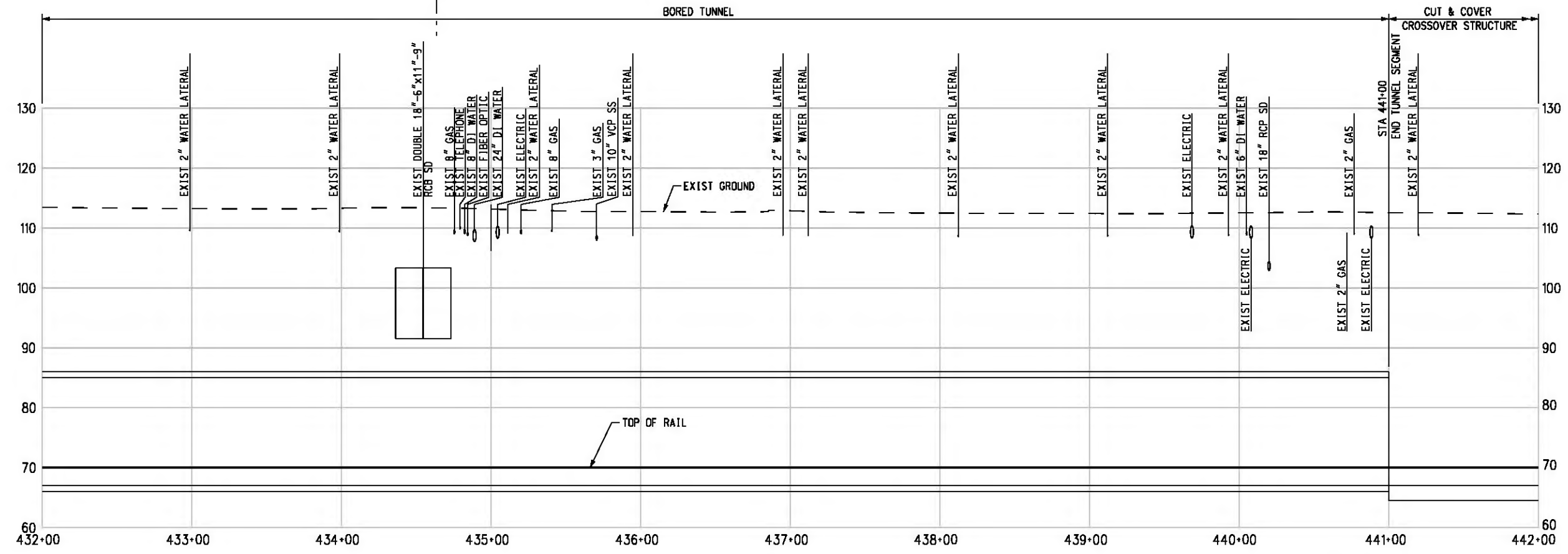
**CRENSHAW/LAX TRANSIT CORRIDOR PROJECT**  
 PLAN & PROFILE  
 STA 422+00 TO STA 432+00

CONTRACT NO	E0117
DRAWING NO	C-043
SCALE	HORIZ: 1" = 40' VERT: 1" = 10'
SHEET NO	174

Plot Driver - pdf\_11x17\_rev1.plt  
 USER=CIB54384 6:32:30 PM 12/6/2010 c:\pwworking\hmm\job54384\dms02812\CLC044.plg



PLAN



PROFILE

NOTE:  
 FOR NOTES SEE DWG. C-001.  
 BASE PROJECT



THE PREPARATION OF THIS DRAWING HAS BEEN FINANCED IN PART THROUGH A GRANT FROM THE U.S. DEPARTMENT OF TRANSPORTATION, FEDERAL TRANSIT ADMINISTRATION (FTA), UNDER THE FEDERAL TRANSIT ACT OF 1984, AS AMENDED, AND IN PART BY THE TAXES OF THE CITIZENS OF LOS ANGELES COUNTY AND OF THE STATE OF CALIFORNIA.						
REV	DATE	BY	APP	REG NO	EXPIRES	SEAL HOLDER

DESIGNED BY  
 T. TAPPAN  
 DRAWN BY  
 A. GIBBONS  
 CHECKED BY  
 D. DALY  
 IN CHARGE  
 G. HEAD  
 DATE  
 12-10-10

FOR REVIEW  
 ONLY NOT FOR  
 CONSTRUCTION  
 LEE W ABRAMSON  
 C44285

**Metro** LOS ANGELES COUNTY METROPOLITAN TRANSPORTATION AUTHORITY

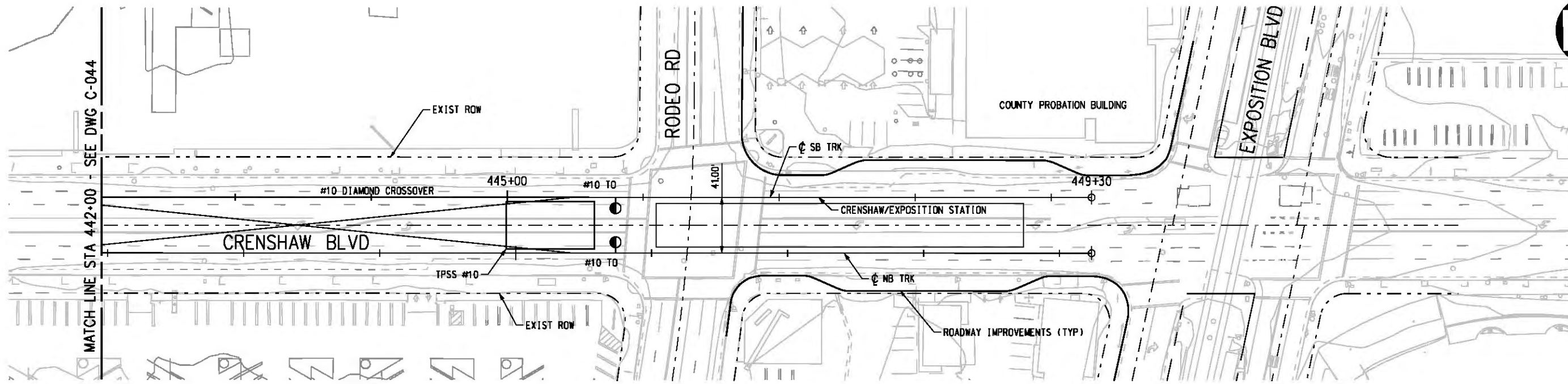
**Hatch Mott MacDonald**  
 6101 W. Century Blvd. Suite 800  
 Los Angeles, CA 90045  
 Phone: 310-337-0500 Fax: 310-337-0042

**PATTERSON & ASSOCIATES, INC.**  
 725 TOWN & COUNTRY RD SUITE 300  
 ORANGE, CA 92868  
 CIVIL/TRANSPORTATION ENGINEERING

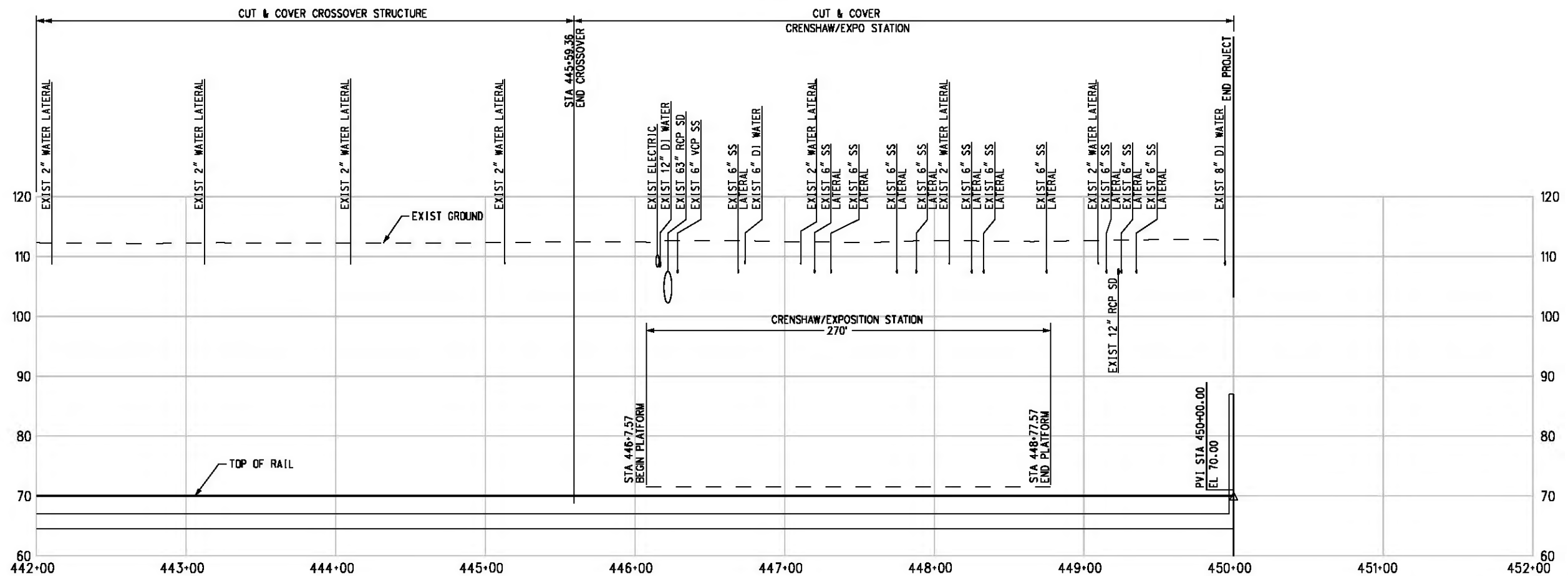
CRENSHAW/LAX  
 TRANSIT CORRIDOR PROJECT  
 PLAN & PROFILE  
 STA 432+00 TO STA 442+00

CONTRACT NO	E0117
DRAWING NO	C-044
SCALE	HORIZ: 1" = 40' VERT: 1" = 10'
SHEET NO	175





PLAN



PROFILE

NOTE:  
FOR NOTES SEE DWG. C-001.  
BASE PROJECT



Plot Driver - pdf\_11x17\_rev1.plt USER=CIB54384 10:28:14 AM 12/7/2010 c:\pwworking\hmm\job54384\dms02812\CLC045.plg

THE PREPARATION OF THIS DRAWING HAS BEEN FINANCED IN PART THROUGH A GRANT FROM THE U.S. DEPARTMENT OF TRANSPORTATION, FEDERAL TRANSIT ADMINISTRATION (FTA), UNDER THE FEDERAL TRANSIT ACT OF 1984, AS AMENDED, AND IN PART BY THE TAXES OF THE CITIZENS OF LOS ANGELES COUNTY AND OF THE STATE OF CALIFORNIA.						
REV	DATE	BY	APP	REG NO	EXPIRES	SEAL HOLDER

DESIGNED BY  
T. TAPPAN  
DRAWN BY  
A. GIBBONS  
CHECKED BY  
D. DALJ  
IN CHARGE  
G. HEAD  
DATE  
12-10-10

FOR REVIEW  
ONLY NOT FOR  
CONSTRUCTION  
LEE W ABRAMSON  
C44285

**Metro** LOS ANGELES COUNTY METROPOLITAN TRANSPORTATION AUTHORITY

**Hatch Mott MacDonald** 6101 W. Century Blvd. Suite 800 Los Angeles, CA 90045 Phone: 310-337-0500 Fax: 310-337-0042

**PATTERSON & ASSOCIATES, INC.** 725 TOWN & COUNTRY RD SUITE 300 ORANGE, CA 92868 CIVIL/TRANSPORTATION ENGINEERING

CONTRACT NO  
**E0117**

DRAWING NO  
**C-045**

SCALE  
HORIZ: 1" = 40'  
VERT: 1" = 10'

SHEET NO  
**176**

CONTRACT NO	E0117
DRAWING NO	C-045
SCALE	HORIZ: 1" = 40' VERT: 1" = 10'
SHEET NO	176

SB SECTION 1

Table with columns: CURVE NO., DESC, BEARING, DISTANCE, STATION, NORTHING, EASTING, Dc, RADIUS, Δ, L, T, Eo/Eu SPEED. It lists curve data for SB SECTION 1 from station 7+55.00 to 134+84.38.

SB2 SECTION 2

Table with columns: CURVE NO., DESC, BEARING, DISTANCE, STATION, NORTHING, EASTING, Dc, RADIUS, Δ, L, T, Eo/Eu SPEED. It lists curve data for SB2 SECTION 2 from station 135+00.00 to 235+13.39.

c:\pwworking\hmm\st09999\dms02874\CLIT1001.plg

USER=st09999 2:58:14 PM 12/3/2010

Pentable-MTA.TBL

Plot Driver - pdf\_11x17\_rev1.plt

BASE PROJECT

CRENSHAW/LAX TRANSIT CORRIDOR PROJECT GEOMETRY TABLES SHEET 1 OF 5 SOUTHBOUND LRT

CONTRACT NO E0117 DRAWING NO C-047 REV 0 SCALE HORIZ: 1"= 40' VERT: 1"= 10' SHEET NO 178

THE PREPARATION OF THIS DRAWING HAS BEEN FINANCED IN PART THROUGH A GRANT FROM THE U.S. DEPARTMENT OF TRANSPORTATION, FEDERAL TRANSIT ADMINISTRATION (FTA), UNDER THE FEDERAL TRANSIT ACT OF 1984, AS AMENDED, AND IN PART BY THE TAXES OF THE CITIZENS OF LOS ANGELES COUNTY AND OF THE STATE OF CALIFORNIA.

DESIGNED BY T. TAPAN DRAWN BY M. WHITE CHECKED BY D. DALJ IN CHARGE G. HEAD DATE 12-10-10

FOR REVIEW ONLY NOT FOR CONSTRUCTION LEE W ABRAMSON C44285



LOS ANGELES COUNTY METROPOLITAN TRANSPORTATION AUTHORITY 601 W. Century Blvd. Suite 800 Los Angeles, CA 90045 Phone: 310-337-0500 Fax: 310-337-0042



SB SECTION 2 (CONT.)

Table with 12 columns: CURVE NO., DESC, BEARING, DISTANCE, STATION, NORTHING, EASTING, Dc, RADIUS, Δ, L, T, Ea/Eu SPEED. Contains data for curves SB-20 through SB-26.

SB SECTION 3

Table with 12 columns: CURVE NO., DESC, BEARING, DISTANCE, STATION, NORTHING, EASTING, Dc, RADIUS, Δ, L, T, Ea/Eu SPEED. Contains data for curves SB-27 through SB-33.

SB SECTION 3 (CONT.)

Table with 12 columns: CURVE NO., DESC, BEARING, DISTANCE, STATION, NORTHING, EASTING, Dc, RADIUS, Δ, L, T, Ea/Eu SPEED. Contains data for curves SB-34 through SB-36.

BASE PROJECT

CRENSHAW/LAX TRANSIT CORRIDOR PROJECT GEOMETRY TABLES SHEET 2 OF 5 SOUTHBOUND LRT & TR3

CONTRACT NO E0117 DRAWING NO C-048 REV 0 SCALE HORIZ: 1"= 40' VERT: 1"= 10' SHEET NO 179

THE PREPARATION OF THIS DRAWING HAS BEEN FINANCED IN PART THROUGH A GRANT FROM THE U.S. DEPARTMENT OF TRANSPORTATION, FEDERAL TRANSIT ADMINISTRATION (FTA), UNDER THE FEDERAL TRANSIT ACT OF 1984, AS AMENDED, AND IN PART BY THE TAXES OF THE CITIZENS OF LOS ANGELES COUNTY AND OF THE STATE OF CALIFORNIA.

DESIGNED BY T. TAPAN DRAWN BY M. WHITE CHECKED BY D. DALJ IN CHARGE G. HEAD DATE 12-10-10

FOR REVIEW ONLY NOT FOR CONSTRUCTION LEE W ABRAMSON C44285



LOS ANGELES COUNTY METROPOLITAN TRANSPORTATION AUTHORITY

601 W. Century Blvd. Suite 800 Los Angeles, CA 90045 Phone: 310-337-0500 Fax: 310-337-0042



PATTERSON & ASSOCIATES, INC. 725 TOWN & COUNTRY RD SUITE 300 ORANGE, CA 92868



NB SECTION 1

Table with 12 columns: CURVE NO., DESC, BEARING, DISTANCE, STATION, NORTHING, EASTING, Dc, RADIUS, Δ, L, T, Ea/Eu SPEED. Contains data for NB SECTION 1 curves 1300 through NB-06.

NB SECTION 2

Table with 12 columns: CURVE NO., DESC, BEARING, DISTANCE, STATION, NORTHING, EASTING, Dc, RADIUS, Δ, L, T, Ea/Eu SPEED. Contains data for NB SECTION 2 curves NB-07 through NB-18.

BASE PROJECT

CRENSHAW/LAX TRANSIT CORRIDOR PROJECT GEOMETRY TABLES SHEET 3 OF 5 NORTHBOUND LRT

CONTRACT NO E0117 DRAWING NO C-049 REV 0 SCALE HORIZ: 1"= 40' VERT: 1"= 10' SHEET NO 180

Plot Driver - pdf\_11x17\_rev1.plt USER-sto99999 3:13:12 PM 12/3/2010 c:\pwworking\hmm\st099999\dms02874\CLIT003.plt

THE PREPARATION OF THIS DRAWING HAS BEEN FINANCED IN PART THROUGH A GRANT FROM THE U.S. DEPARTMENT OF TRANSPORTATION, FEDERAL TRANSIT ADMINISTRATION (FTA), UNDER THE FEDERAL TRANSIT ACT OF 1984, AS AMENDED, AND IN PART BY THE TAXES OF THE CITIZENS OF LOS ANGELES COUNTY AND OF THE STATE OF CALIFORNIA.

DESIGNED BY T. TAPAN DRAWN BY M. WHITE CHECKED BY D. DALJ IN CHARGE G. HEAD DATE 12-10-10

FOR REVIEW ONLY NOT FOR CONSTRUCTION LEE W ABRAMSON C44285



LOS ANGELES COUNTY METROPOLITAN TRANSPORTATION AUTHORITY

Hatch Mott MacDonald 601 W. Century Blvd. Suite 600 Los Angeles, CA 90045 Phone: 310-337-0500 Fax: 310-337-0042

PATTERSON & ASSOCIATES, INC. 725 TOWN & COUNTRY RD SUITE 300 ORANGE, CA 92668

Plot Driver - pdf\_11x17\_rev1.plt Pentable-MTA.tbl USER-sto99999 3:15:36 PM 12/3/2010 c:\pwworking\hmm\st099999\dms02874\CL11004.plg

NB SECTION 2 (CONT.)

Table with 12 columns: CURVE NO., DESC, BEARING, DISTANCE, STATION, NORTHING, EASTING, Dc, RADIUS, Δ, L, T, Ea/Eu SPEED. Contains data for curves NB-19, NB-20, NB-21, NB-22, and RHTO curves.

NB SECTION 3

Table with 12 columns: CURVE NO., DESC, BEARING, DISTANCE, STATION, NORTHING, EASTING, Dc, RADIUS, Δ, L, T, Ea/Eu SPEED. Contains data for curves NB-23, NB-24, NB-25, NB-26, NB-27, NB-28, NB-29, NB-30, and NB-31.

NB SECTION 3 (CONT.)

Table with 12 columns: CURVE NO., DESC, BEARING, DISTANCE, STATION, NORTHING, EASTING, Dc, RADIUS, Δ, L, T, Ea/Eu SPEED. Contains data for curves NB-32, NB-33, and RHTO curves.

TR3

Table with 12 columns: CURVE NO., DESC, BEARING, DISTANCE, STATION, NORTHING, EASTING, Dc, RADIUS, Δ, L, T, Ea/Eu SPEED. Contains data for curves TR3-01, TR3-02, and RHTO curves.

BASE PROJECT

CRENSHAW/LAX TRANSIT CORRIDOR PROJECT GEOMETRY TABLES SHEET 4 OF 5 NORTHBOUND LRT

CONTRACT NO E0117 DRAWING NO C-050 REV 0 SCALE HORIZ: 1"= 40' VERT: 1"= 10' SHEET NO 181

DESIGNED BY T. TAPAN DRAWN BY M. WHITE CHECKED BY D. DALJ IN CHARGE G. HEAD DATE 12-10-10

FOR REVIEW ONLY NOT FOR CONSTRUCTION LEE W ABRAMSON C44285



LOS ANGELES COUNTY METROPOLITAN TRANSPORTATION AUTHORITY



PATTERSON & ASSOCIATES, INC. 725 TOWN & COUNTRY RD SUITE 300 ORANGE, CA 92668

THE PREPARATION OF THIS DRAWING HAS BEEN FINANCED IN PART THROUGH A GRANT FROM THE U.S. DEPARTMENT OF TRANSPORTATION, FEDERAL TRANSIT ADMINISTRATION (FTA), UNDER THE FEDERAL TRANSIT ACT OF 1984, AS AMENDED, AND IN PART BY THE TAXES OF THE CITIZENS OF LOS ANGELES COUNTY AND OF THE STATE OF CALIFORNIA.

Table with 7 columns: REV, DATE, BY, APP, REQ NO, EXPIRES, SEAL HOLDER. Contains revision history for the drawing.



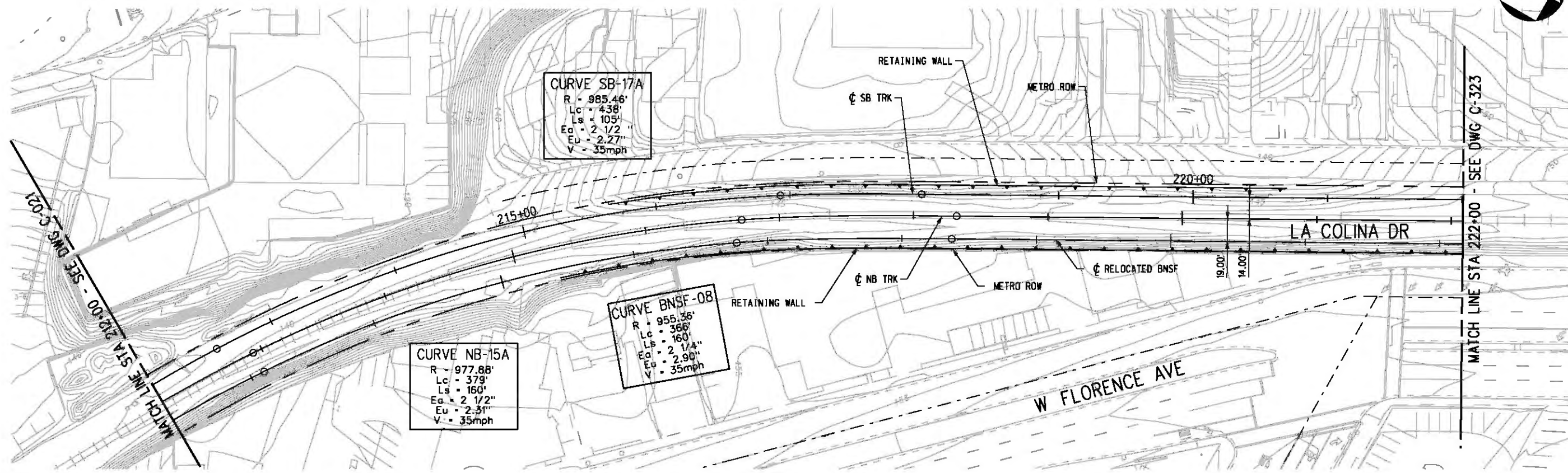


c:\pwworking\hmm\vas55585\dms02812\CLC322.plg

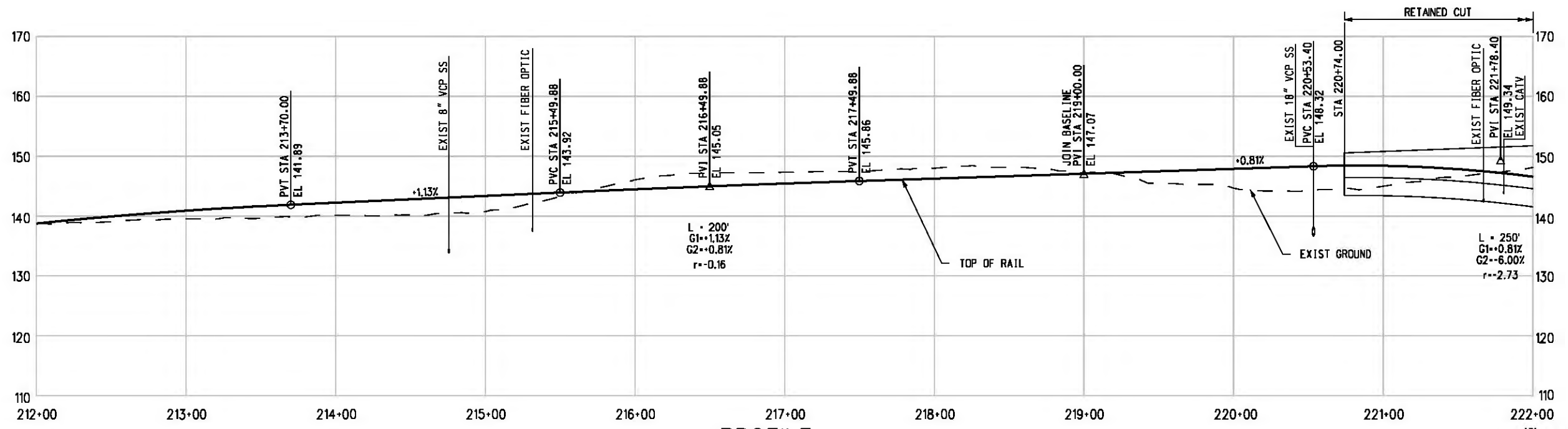
USER=VAS55585 11/30/2010 11:16:03 PM

Pentable-MTA.TBL

Plot Driver - pdf\_11x17\_rev1.plt



PLAN



PROFILE

BASE PROJECT

THE PREPARATION OF THIS DRAWING HAS BEEN FINANCED IN PART THROUGH A GRANT FROM THE U.S. DEPARTMENT OF TRANSPORTATION, FEDERAL TRANSIT ADMINISTRATION (FTA), UNDER THE FEDERAL TRANSIT ACT OF 1984, AS AMENDED, AND IN PART BY THE TAXES OF THE CITIZENS OF LOS ANGELES COUNTY AND OF THE STATE OF CALIFORNIA.

REV	DATE	BY	APP	REG NO	EXPIRES	SEAL HOLDER	DESCRIPTION

DESIGNED BY  
T. TAPPAN  
DRAWN BY  
A. OBBONS  
CHECKED BY  
D. DALI  
IN CHARGE  
G. HEAD  
DATE  
12-10-10

FOR REVIEW ONLY NOT FOR CONSTRUCTION  
LEE W ABRAMSON  
C44285



LOS ANGELES COUNTY METROPOLITAN TRANSPORTATION AUTHORITY  
651 W. Century Blvd. Suite 800 Los Angeles, CA 90045 Phone: 310-337-0500 Fax: 310-337-0042  
PATTERSON & ASSOCIATES, INC. 725 TOWN & COUNTRY RD SUITE 300 ORANGE, CA 92868 CIVIL/THROUGHTON ENGINEERING

CRENSHAW/LAX TRANSIT CORRIDOR PROJECT  
PLAN & PROFILE  
CENTINELA OPTION 3  
STA 212+00 TO STA 222+00

CONTRACT NO	E0117
DRAWING NO	C-322
SCALE	HORIZ: 1" = 40' VERT: 1" = 10'
SHEET NO	183

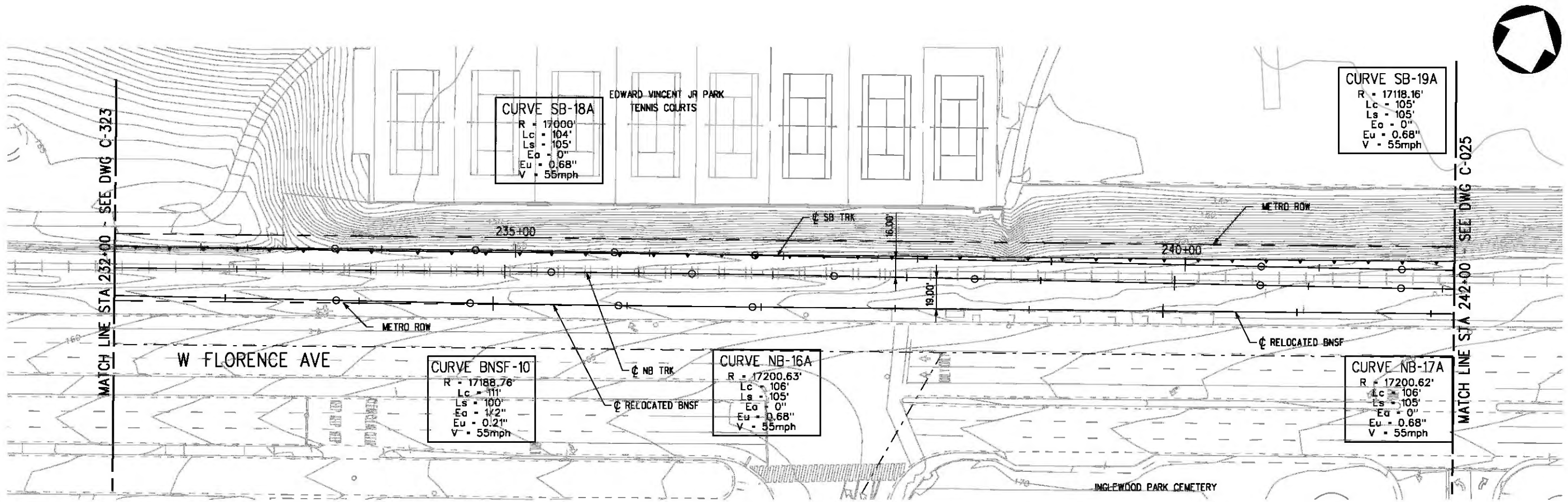


c:\pwworking\hmm\vas55585\dms02812\CLC324.plg

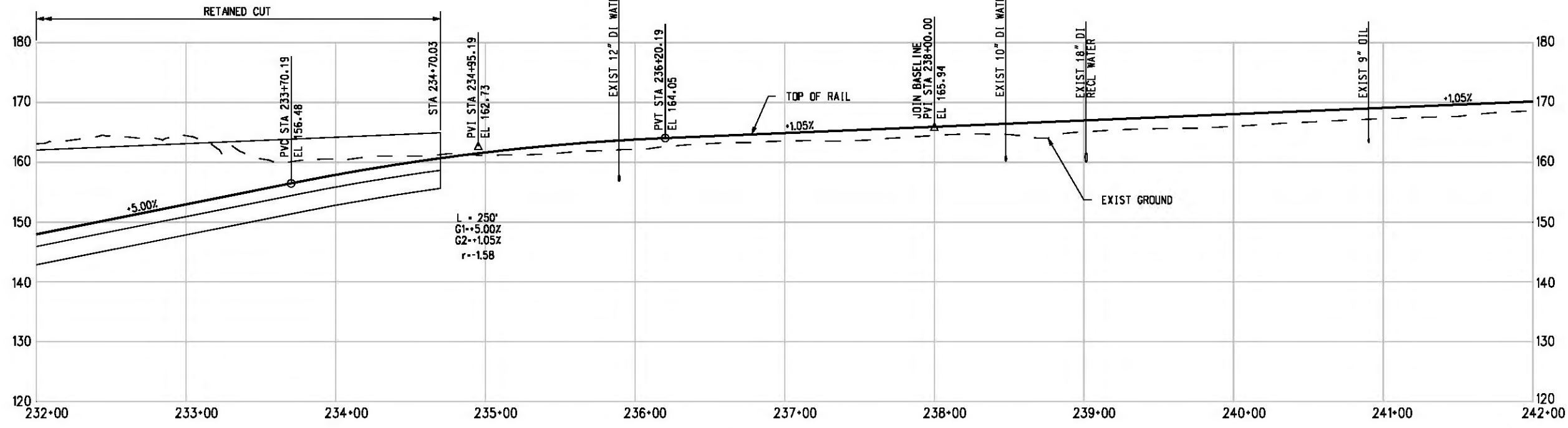
USER-VAS55585 11:22:07 PM 11/30/2010

Pentable-MTA.TBL

Plot Driver - pdf\_11x17\_rev1.plt



PLAN



PROFILE



THE PREPARATION OF THIS DRAWING HAS BEEN FINANCED IN PART THROUGH A GRANT FROM THE U.S. DEPARTMENT OF TRANSPORTATION, FEDERAL TRANSIT ADMINISTRATION (FTA), UNDER THE FEDERAL TRANSIT ACT OF 1984, AS AMENDED, AND IN PART BY THE TAXES OF THE CITIZENS OF LOS ANGELES COUNTY AND OF THE STATE OF CALIFORNIA.

REV	DATE	BY	APP	REG NO	EXPIRES	SEAL HOLDER	DESCRIPTION

DESIGNED BY  
T. TAPPAN  
DRAWN BY  
A. OBBONS  
CHECKED BY  
D. DALI  
IN CHARGE  
G. HEAD  
DATE  
12-10-10

FOR REVIEW ONLY NOT FOR CONSTRUCTION  
LEE W ABRAMSON  
C44285



LOS ANGELES COUNTY METROPOLITAN TRANSPORTATION AUTHORITY  
601 W. Century Blvd. Suite 800 Los Angeles, CA 90045 Phone: 310-337-0500 Fax: 310-337-0042  
PATTERSON & ASSOCIATES, INC. 725 TOWN & COUNTRY RD SUITE 300 ORANGE, CA 92868 CIVIL/TRANSPORTATION ENGINEERING

BASE PROJECT  
CRENSHAW/LAX TRANSIT CORRIDOR PROJECT  
PLAN & PROFILE  
CENTINELA OPTION 3  
STA 232+00 TO STA 242+00

CONTRACT NO	E0117
DRAWING NO	C-324
SCALE	HORIZ: 1" = 40' VERT: 1" = 10'
SHEET NO	185



Plot Driver - pdf\_11x17\_rev1.plt  
 USER-sto99999 7:12:12 PM 11/30/2010 c:\pwworking\hmm\st99999\dms02874\CLIT006.PLC

OPT3 Centinela SB												
	DESC	BEARING	DISTANCE	STATION	NORTHING	EASTING	Dc	RADIUS	Δ	L	T	Ea/Eu SPEED
SB-17A	POB			208+66.37	1810522.458	6454986.916						
	TS	N29°13'26"E	283.52	211+49.89	1810769.888	6455125.335						
	SC		105.00	212+54.89	1810860.587	6455178.211						
	PI				1811048.953	6455297.182	5°49'00"	985.46	25°28'42"	438.03	222.79	Ea= 2 1/2" Eu= 2.27"
	CS		105.00	216+92.91	1811167.822	6455485.612						V= 35 MPH
SB-18A	ST	N60°48'25"E	1567.20	217+97.91	1811220.649	6455576.339						
	TS			233+65.12	1811985.058	6456944.479						
	SC		105.00	234+70.12	1812036.178	6457036.195						
	PI				1812061.302	6457081.490	0°20'13"	17000.00	0°20'57"	103.59	51.80	Ea= 0" Eu= D.68"
	CS		105.00	235+73.71	1812086.149	6457126.937						V= 55 MPH
SB-19A	ST	N61°30'36"E	378.01	236+78.71	1812136.330	6457219.170						
	TS		105.00	240+56.72	1812316.644	6457551.406						
	SC			241+61.72	1812366.824	6457643.639						
	PI				1812391.996	6457689.683	0°20'05"	17118.16	0°21'05"	104.95	52.48	Ea= 0" Eu= D.68"
	CS		105.00	242+66.67	1812417.450	6457735.571						V= 55 MPH
POE	N60°48'26"E	110.42	243+71.67	1812468.570	6457827.287							
				244+82.09	1812522.428	6457923.682						

OPT3 Centinela NB												
	DESC	BEARING	DISTANCE	STATION	NORTHING	EASTING	Dc	RADIUS	Δ	L	T	Ea/Eu SPEED
NB-15A	PDB			208+46.86	1810484.164	6454981.535						
	TS	N29°13'26"E	286.27	211+33.12	1810733.994	6455121.297						
	SC		160.00	212+93.12	1810871.406	6455203.167						
	PI				1811030.686	6455310.244	5°51'42"	977.88	22°12'30"	378.87	191.93	Ea= 2 1/2" Eu= 2.31"
	CS		160.00	216+71.99	1811137.677	6455469.581						V= 35 MPH
NB-16A	ST	N60°48'25"E	1702.65	218+31.99	1811219.472	6455607.037						
	TS			235+34.64	1812049.947	6457093.421						
	SC		105.00	236+39.64	1812101.067	6457185.136						
	PI				1812126.790	6457231.506	0°19'59"	17200.63	0°21'12"	106.05	53.03	Ea= 0" Eu= 0.68"
	CS		105.00	237+45.70	1812152.226	6457278.034						V= 55 MPH
NB-17A	ST	N61°30'36"E	213.27	238+50.70	1812202.406	6457370.268						
	TS		105.00	240+63.97	1812304.139	6457557.715						
	SC			241+68.97	1812354.318	6457649.948						
	PI				1812379.733	6457696.436	0°19'59"	17200.62	0°21'11"	105.96	52.98	Ea= 0" Eu= 0.68"
	CS		105.00	242+74.93	1812405.433	6457742.767						V= 55 MPH
POE	N60°48'26"E	110.00	243+79.93	1812456.553	6457834.482							
				244+89.93	1812510.206	6457930.510						

THE PREPARATION OF THIS DRAWING HAS BEEN FINANCED IN PART THROUGH A GRANT FROM THE U.S. DEPARTMENT OF TRANSPORTATION, FEDERAL TRANSIT ADMINISTRATION (FTA), UNDER THE FEDERAL TRANSIT ACT OF 1984, AS AMENDED, AND IN PART BY THE TAXES OF THE CITIZENS OF LOS ANGELES COUNTY AND OF THE STATE OF CALIFORNIA.

REV	DATE	BY	APP	REQ NO	EXPIRES	SEAL HOLDER	DESCRIPTION

DESIGNED BY  
T. TAPPAN  
 DRAWN BY  
M. WHITE  
 CHECKED BY  
D. DALJ  
 IN CHARGE  
G. HEAD  
 DATE  
12-10-10

FOR REVIEW ONLY NOT FOR CONSTRUCTION  
 LEE W ABRAMSON  
 C44285

**Metro**

LOS ANGELES COUNTY METROPOLITAN TRANSPORTATION AUTHORITY

**Hatch Mott MacDonald**

601 W. Century Blvd. Suite 800 Los Angeles, CA 90045 Phone: 310-337-0500 Fax: 310-337-0042

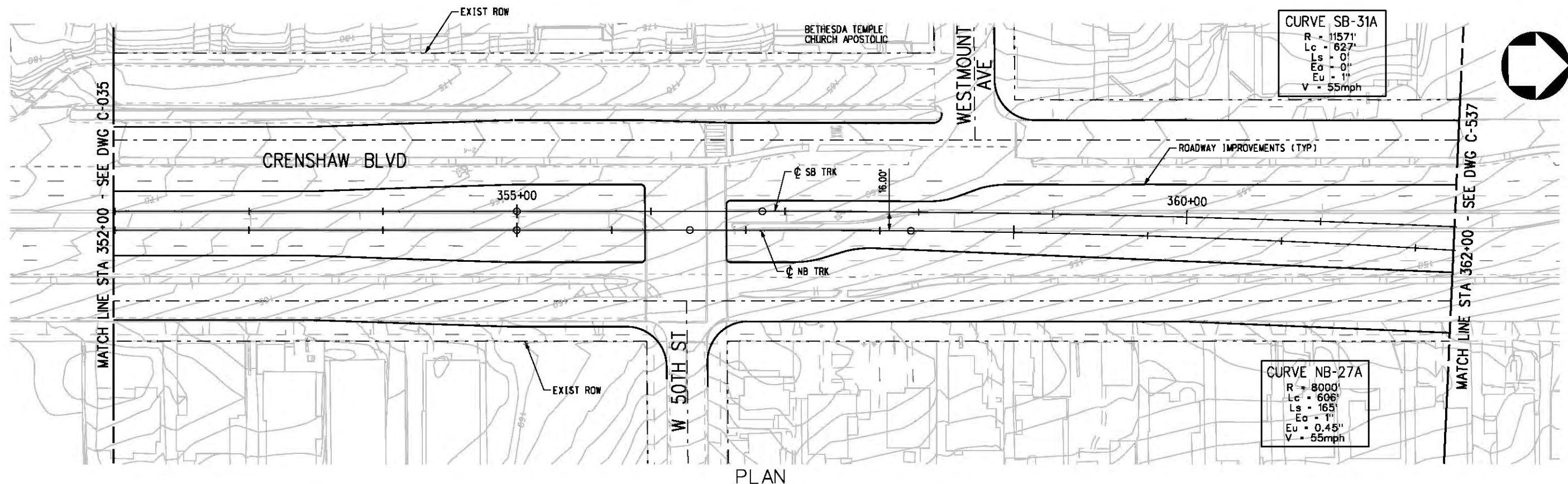
**PATTERSON & ASSOCIATES, INC.**

725 TOWN & COUNTRY RD SUITE 300 ORANGE, CA 92868

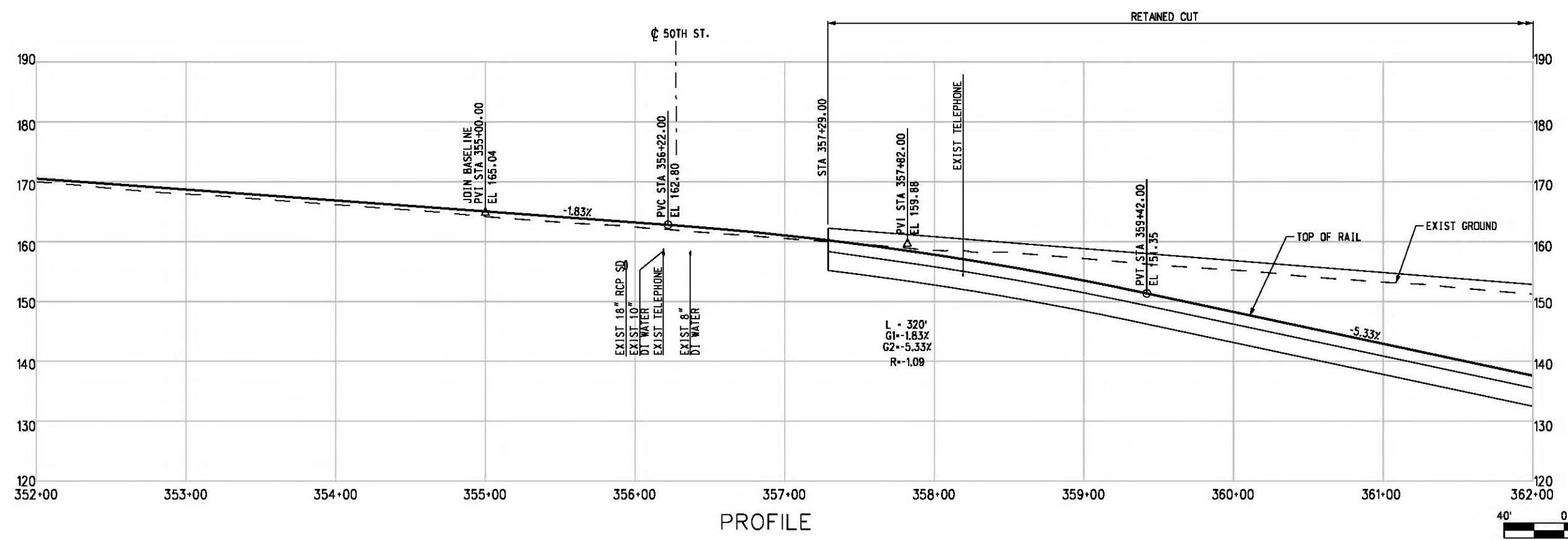
BASE PROJECT  
 CRENSHAW/LAX  
 TRANSIT CORRIDOR PROJECT  
 GEOMETRY TABLES  
**CENTINELA (OPTION 3)**

CONTRACT NO	E0117
DRAWING NO	C-325
SCALE	HORIZ: 1" = 40' VERT: 1" = 10'
SHEET NO	186


c:\pwworking\hmm\job54384\dms02812\CLC536.plg  
 USER=CIB54384 4:11:59 PM 12/9/2010  
 Pentable-MTA.TBL  
 Plot Driver - pdf\_11x17\_rev1.plt



PLAN



PROFILE



BASE PROJECT

THE PREPARATION OF THIS DRAWING HAS BEEN FINANCED IN PART THROUGH A GRANT FROM THE U.S. DEPARTMENT OF TRANSPORTATION, FEDERAL TRANSIT ADMINISTRATION (FTA), UNDER THE FEDERAL TRANSIT ACT OF 1984, AS AMENDED, AND IN PART BY THE TAXES OF THE CITIZENS OF LOS ANGELES COUNTY AND OF THE STATE OF CALIFORNIA.						
REV	DATE	BY	APP	REG NO	EXPIRES	DESCRIPTION

DESIGNED BY  
T. TAPPAN  
 DRAWN BY  
A. GIBBONS  
 CHECKED BY  
D. DALI  
 IN CHARGE  
G. HEAD  
 DATE  
12-10-10

FOR REVIEW ONLY NOT FOR CONSTRUCTION  
 LEE W ABRAMSON  
 C44285

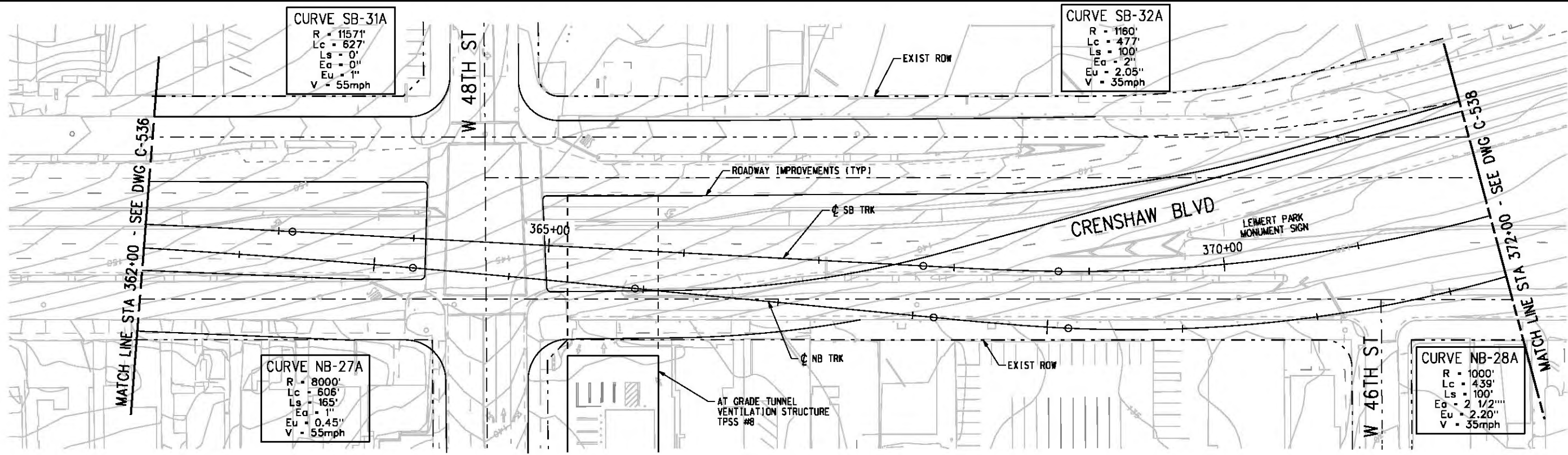


LOS ANGELES COUNTY METROPOLITAN TRANSPORTATION AUTHORITY  
 6101 W. Century Blvd. Suite 900 Los Angeles, CA 90045 Phone: 310-337-0500 Fax: 310-337-0042  
 PATTERSON & ASSOCIATES, INC. 725 TOWN & COUNTRY RD SUITE 300 ORANGE, CA 92868 CIVIL ENGINEERING

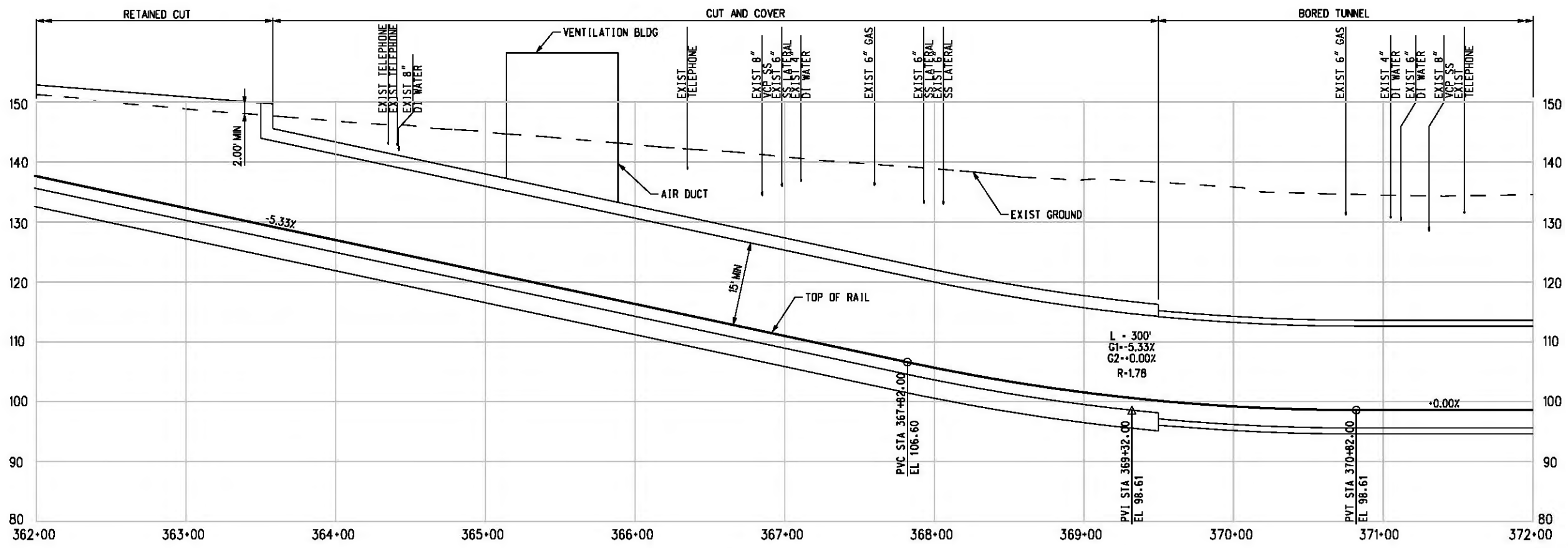
CRENSHAW/LAX TRANSIT CORRIDOR PROJECT  
 PLAN & PROFILE  
**VERNON OPTION 5**  
 STA 352+00 TO STA 362+00

CONTRACT NO	E0117
DRAWING NO	C-536
SCALE	HORIZ: 1" = 40' VERT: 1" = 10'
SHEET NO	187

c:\pwworking\hmm\job54384\dms02812\CLC537.plt  
 USER=CIB54384 4:15:13 PM 12/9/2010  
 Pentable-MTA.TBL  
 Plot Driver=pdf\_11x17\_rev1.plt



PLAN



PROFILE

THE PREPARATION OF THIS DRAWING HAS BEEN FINANCED IN PART THROUGH A GRANT FROM THE U.S. DEPARTMENT OF TRANSPORTATION, FEDERAL TRANSIT ADMINISTRATION (FTA), UNDER THE FEDERAL TRANSIT ACT OF 1984, AS AMENDED, AND IN PART BY THE TAXES OF THE CITIZENS OF LOS ANGELES COUNTY AND OF THE STATE OF CALIFORNIA.						
REV	DATE	BY	APP	REG NO	EXPIRES	DESCRIPTION

DESIGNED BY  
T. TAPPAN  
 DRAWN BY  
A. GIBBONS  
 CHECKED BY  
D. DALJ  
 IN CHARGE  
G. HEAD  
 DATE  
12-10-10

FOR REVIEW ONLY NOT FOR CONSTRUCTION  
 LEE W ABRAMSON  
 C44285

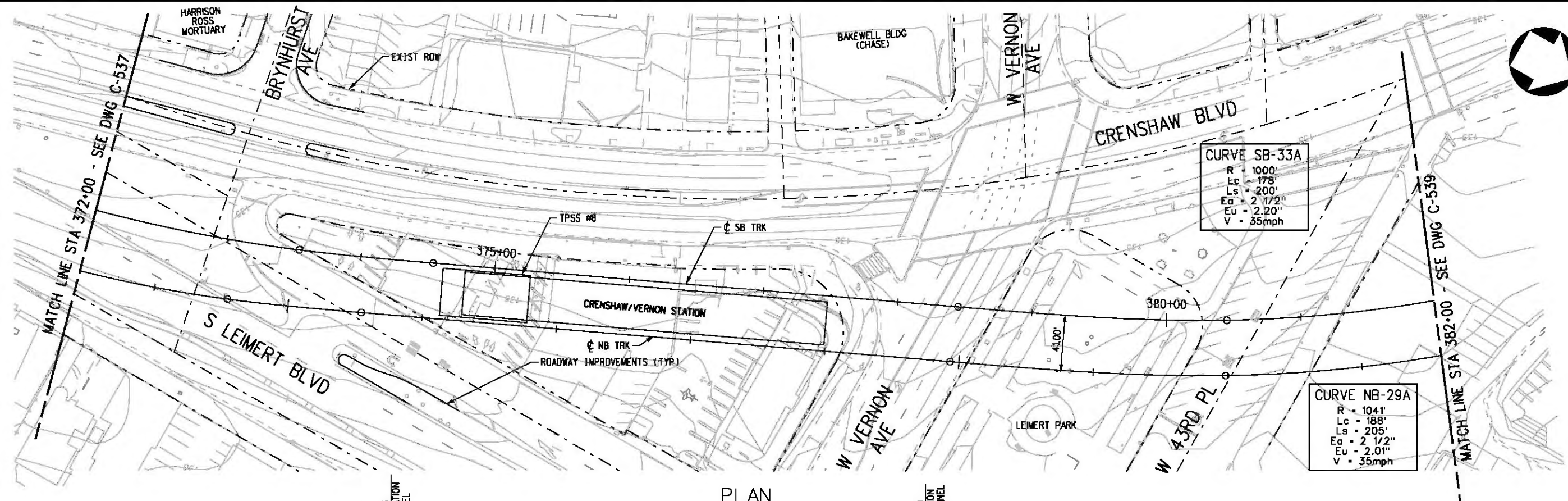
**Metro**  
**Hatch Mott MacDonald**  
 611 W. Century Blvd. Suite 900  
 Los Angeles, CA 90045  
 Phone: 310-337-0500  
 Fax: 310-337-0042

**PATTERSON & ASSOCIATES, INC.**  
 725 TOWN & COUNTRY RD SUITE 300  
 ORANGE, CA 92868  
 CIVIL/THROUGHLINE ENGINEERING


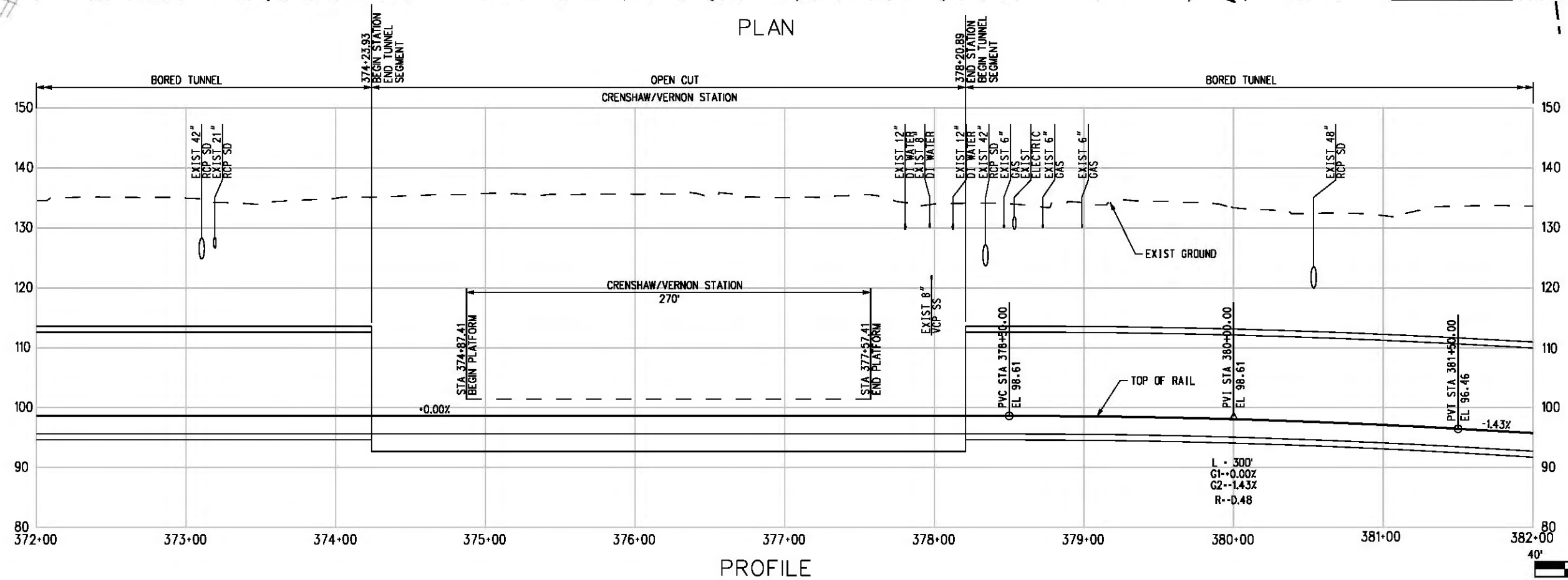
BASE PROJECT  
**CRENSHAW/LAX TRANSIT CORRIDOR PROJECT**  
 PLAN & PROFILE  
**VERNON OPTION 5**  
 STA 362+00 TO STA 372+00

CONTRACT NO	E0117
DRAWING NO	C-537
SCALE	HORIZ: 1" = 40' VERT: 1" = 10'
SHEET NO	188





PLAN



BASE PROJECT  
 CRENSHAW/LAX  
 TRANSIT CORRIDOR PROJECT  
 PLAN & PROFILE  
**VERNON OPTION 5**  
 STA 372+00 TO STA 382+00

CONTRACT NO	E0117
DRAWING NO	C-538
REV	0
SCALE	HORIZ: 1" = 40' VERT: 1" = 10'
SHEET NO	189

LOS ANGELES COUNTY METROPOLITAN TRANSPORTATION AUTHORITY

**Metro**

**Hatch Mott MacDonald**

551 W. Century Blvd. Suite 900 Los Angeles, CA 90045 Phone: 310-337-0500 Fax: 310-337-0042

**PATTERSON & ASSOCIATES, INC.** 725 TOWN & COUNTRY RD SUITE 300 ORANGE, CA 92868 CIVIL/TRANSPORTATION ENGINEERING

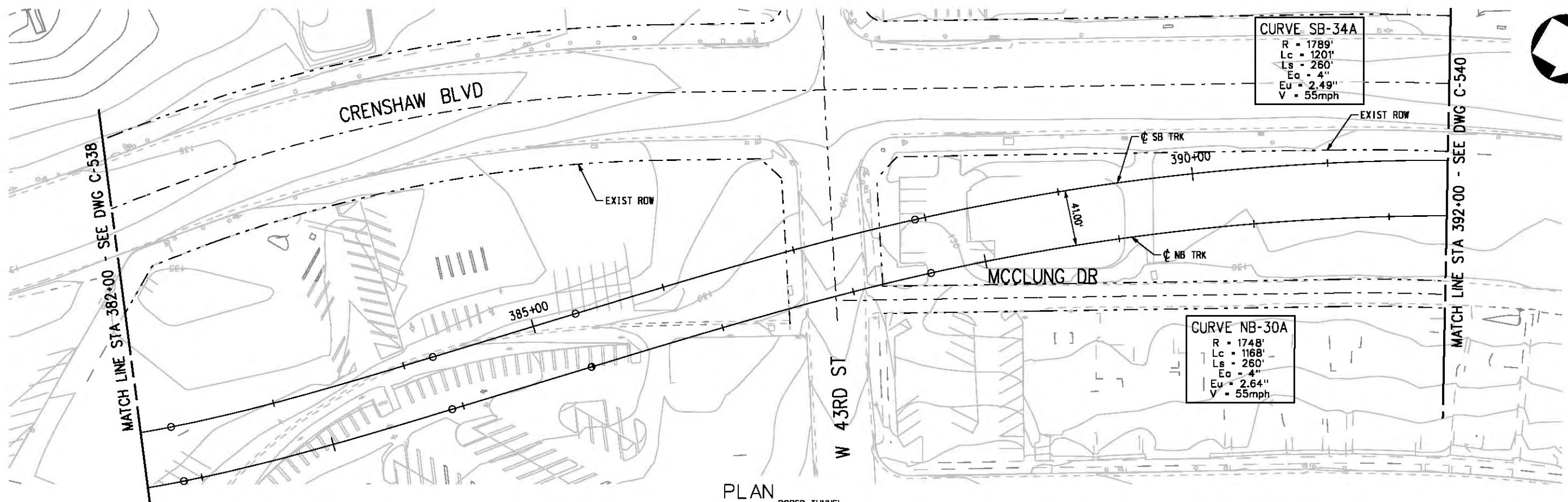
DESIGNED BY T. TAPPAN  
 DRAWN BY A. GIBBONS  
 CHECKED BY D. DALJ  
 IN CHARGE C. HEAD  
 DATE 12-10-10

FOR REVIEW ONLY NOT FOR CONSTRUCTION  
 LEE W ABRAMSON  
 C44285

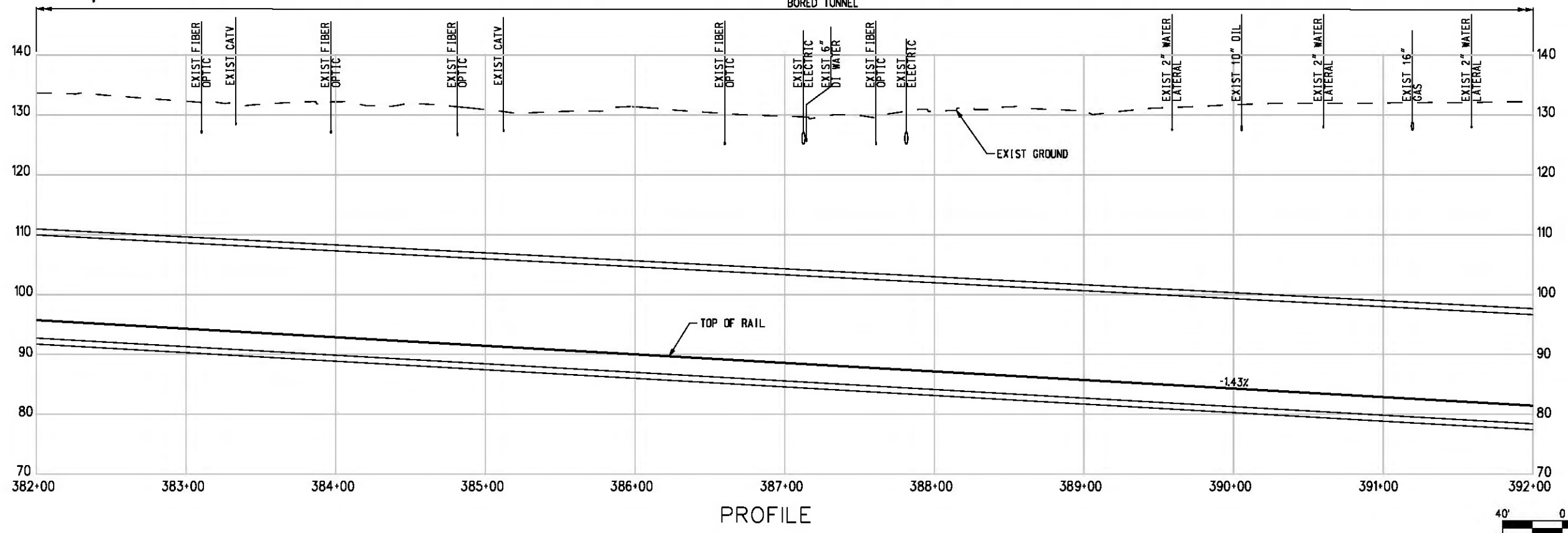
REV	DATE	BY	APP	REG NO	EXPIRES	SEAL HOLDER	DESCRIPTION

Plot Driver - pdf\_11x17\_rev1.plt  
 Pentable-MTA.TBL  
 USER=CIB54384 4:18:15 PM 12/9/2010  
 c:\pwworking\hmm\job54384\dms02812\CLC538.plt

THE PREPARATION OF THIS DRAWING HAS BEEN FINANCED IN PART THROUGH A GRANT FROM THE U.S. DEPARTMENT OF TRANSPORTATION, FEDERAL TRANSIT ADMINISTRATION (FTA), UNDER THE FEDERAL TRANSIT ACT OF 1984, AS AMENDED, AND IN PART BY THE TAXES OF THE CITIZENS OF LOS ANGELES COUNTY AND OF THE STATE OF CALIFORNIA.



PLAN  
BORED TUNNEL



PROFILE




BASE PROJECT

Plot Driver - pdf\_11x17\_rev1.plt  
 Pentable-MTA.TBL  
 USER=CIB54384 9:58:47 PM 11/30/2010 c:\pwworking\hmm\job54384\dms02812\CLC539.plg

THE PREPARATION OF THIS DRAWING HAS BEEN FINANCED IN PART THROUGH A GRANT FROM THE U.S. DEPARTMENT OF TRANSPORTATION, FEDERAL TRANSIT ADMINISTRATION (FTA), UNDER THE FEDERAL TRANSIT ACT OF 1984, AS AMENDED, AND IN PART BY THE TAXES OF THE CITIZENS OF LOS ANGELES COUNTY AND OF THE STATE OF CALIFORNIA.						
REV	DATE	BY	APP	REG NO	EXPIRES	SEAL HOLDER

DESIGNED BY  
T. TAPPAN  
 DRAWN BY  
A. GIBBONS  
 CHECKED BY  
D. DALI  
 IN CHARGE  
G. HEAD  
 DATE  
12-10-10

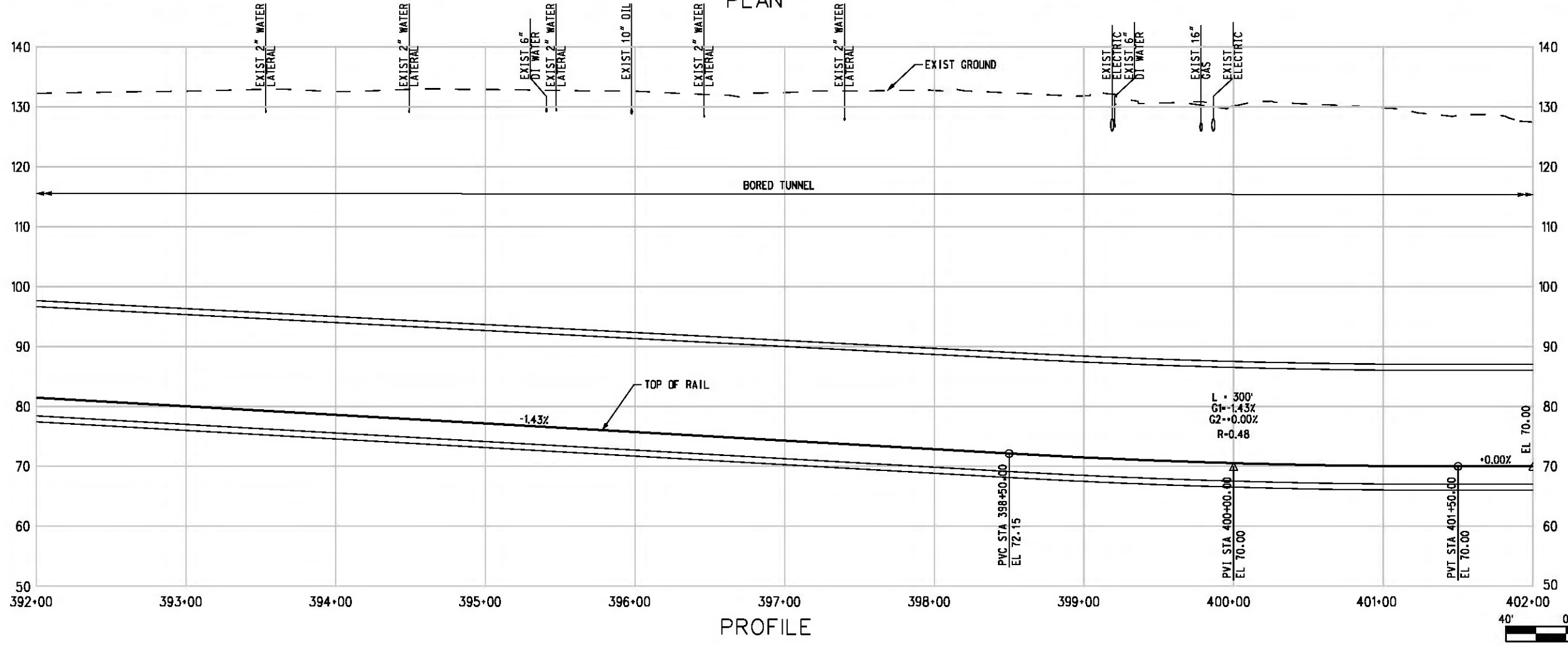
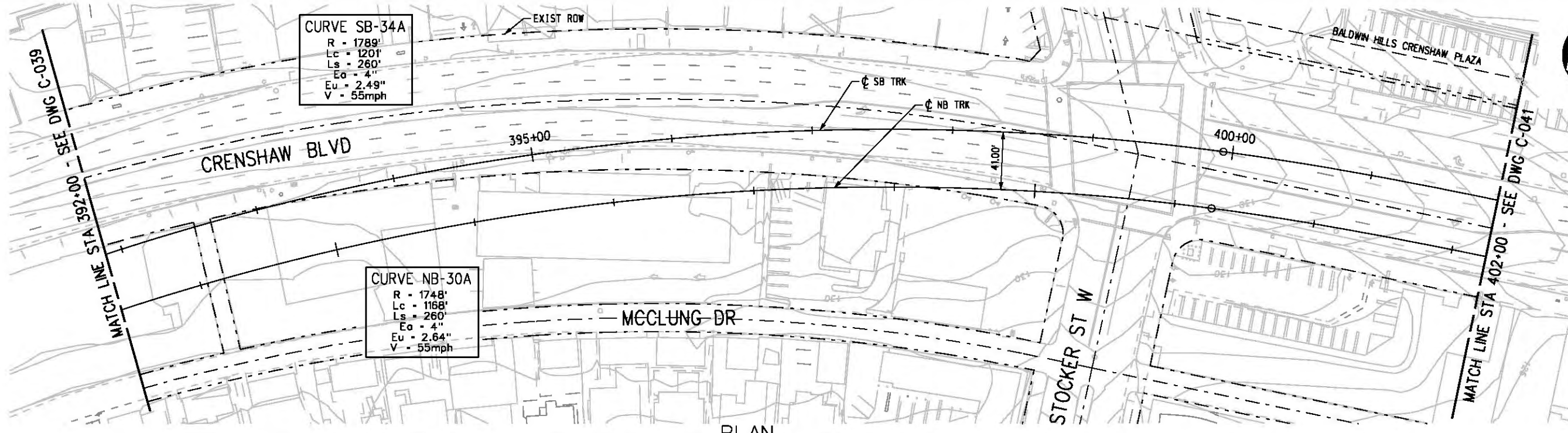
FOR REVIEW  
ONLY NOT FOR  
CONSTRUCTION  
LEE W ABRAMSON  
C44285



**LOS ANGELES COUNTY METROPOLITAN TRANSPORTATION AUTHORITY**  
 611 W. Century Blvd. Suite 800 Los Angeles, CA 90045 Phone: 310-337-0500 Fax: 310-337-0042  
 PATTERSON & ASSOCIATES, INC. 725 TOWN & COUNTRY RD SUITE 300 ORANGE, CA 92868

**CRENSHAW/LAX TRANSIT CORRIDOR PROJECT**  
**PLAN & PROFILE**  
**VERNON OPTION 5**  
 STA 382+00 TO STA 392+00

CONTRACT NO	E0117
DRAWING NO	C-539
SCALE	HORIZ: 1" = 40' VERT: 1" = 10'
SHEET NO	190



Plot Driver - pdf\_11x17\_rev1.plt  
 USER-VAS55585 4:56:48 PM 12/2/2010 c:\pwworking\hmm\vas55585\dms02812\CLC540.plg

THE PREPARATION OF THIS DRAWING HAS BEEN FINANCED IN PART THROUGH A GRANT FROM THE U.S. DEPARTMENT OF TRANSPORTATION, FEDERAL TRANSIT ADMINISTRATION (FTA), UNDER THE FEDERAL TRANSIT ACT OF 1984, AS AMENDED, AND IN PART BY THE TAXES OF THE CITIZENS OF LOS ANGELES COUNTY AND OF THE STATE OF CALIFORNIA.

REV	DATE	BY	APP	REG NO	EXPIRES	SEAL HOLDER	DESCRIPTION

DESIGNED BY  
 T. TAPPAN  
 DRAWN BY  
 A. GIBBONS  
 CHECKED BY  
 D. DALJ  
 IN CHARGE  
 G. HEAD  
 DATE  
 12-10-10

FOR REVIEW ONLY NOT FOR CONSTRUCTION  
 LEE W ABRAMSON  
 C44285

**LOS ANGELES COUNTY METROPOLITAN TRANSPORTATION AUTHORITY**  
**Hatch Mott MacDonald**  
 6101 W. Century Blvd. Suite 800  
 Los Angeles, CA 90045  
 Phone: 310-337-0500  
 Fax: 310-337-0042

**PATTERSON & ASSOCIATES, INC.**  
 725 TOWN & COUNTRY RD SUITE 300  
 ORANGE, CA 92868  
 CIVIL/THROUGHTON ENGINEERING

BASE PROJECT  
**CRENSHAW/LAX TRANSIT CORRIDOR PROJECT**  
 PLAN & PROFILE  
**VERNON OPTION 5**  
 STA 392+00 TO STA 402+00


CONTRACT NO	E0117
DRAWING NO	C-540
REV	0
SCALE	HORIZ: 1" = 40' VERT: 1" = 10'
SHEET NO	191



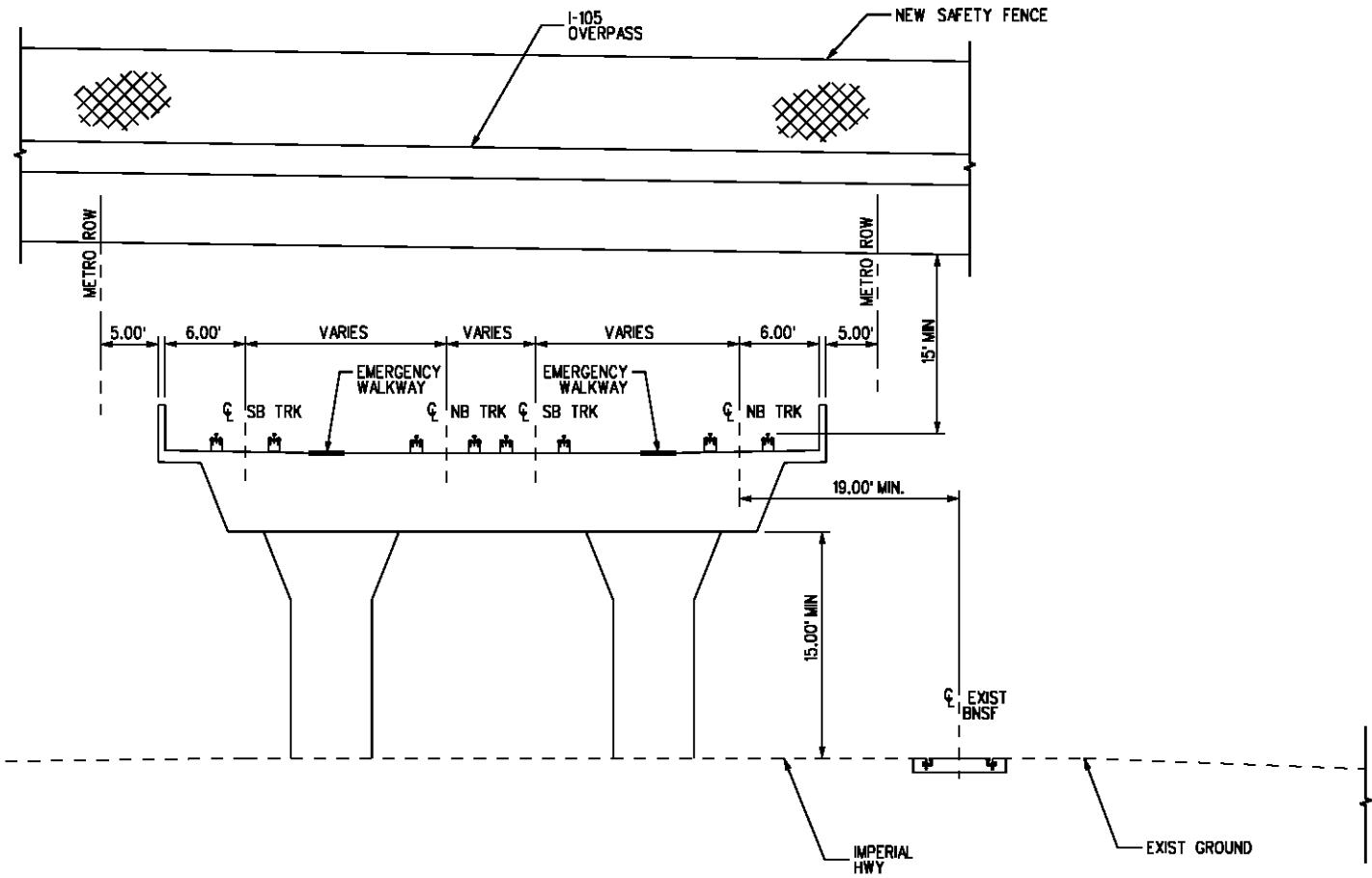
Plot Driver - pdf\_11x17\_rev1.plt  
 Pentable-MTA.TBL  
 USER=CIB54384 10:03:38 PM 11/30/2010 c:\pwworking\hmm\job54384\dms02874\CLT1007.PLG

OPT5 Vernon SB												
CURVE NO.	DESC	BEARING	DISTANCE	STATION	NORTHING	EASTING	Dc	RADIUS	Δ	L	T	Ea/Eu SPEED
SB-31A	POB			355+00.00	1821598.807	6461395.874						
	PC	N00°23'57"E	183.18	356+83.18	1821781.987	6461397.151						Ea= 0" Eu= 1"
	PI				1822095.549	6461399.335	0°29'43"	11571	3°06'17"	626.98	313.57	V= 55 MPH
SB-32A	PT	N03°30'14"E	467.13	363+10.17	1822408.531	6461418.499						Ea= 2" Eu= 2.05"
	TS		100.00	367+77.30	1822874.793	6461447.049						V= 35 MPH
	SC			368+77.30	1822974.675	6461451.726						
SB-33A	PI				1823216.397	6461456.089	4°56'27"	1160.00	23°32'44"	476.55	241.76	Ea= 2 1/2" Eu= 2.20"
	CS		100.00	373+53.85	1823439.737	6461363.527						V= 35 MPH
	ST	N24°58'51"W	391.08	374+53.85	1823530.972	6461322.606						
SB-34A	TS		200.00	378+44.93	1823885.462	6461157.448						Ea= 4" Eu= 2.49"
	SC			380+44.93	1824063.757	6461067.030						V= 55 MPH
	PI				1824140.304	6461021.561	5°43'55"	1000.00	10°10'32"	177.52	89.03	
SB-34A	CS		200.00	382+22.45	1824207.614	6460963.283						
	ST	N46°36'57"W	110.00	384+22.45	1824349.696	6460822.652						
	TS		260.00	385+32.46	1824425.256	6460742.705						
SB-34A	SC			387+92.46	1824608.328	6460558.171						
	PI				1825068.865	6460136.873	3°12'11"	1788.96	38°28'04"	1200.93	624.17	
	CS		260.00	399+93.39	1825691.525	6460093.503						
SB-34A	ST		33.63	402+53.39	1825951.406	6460088.020						
	POE	N00°10'45"E		402+87.02	1825985.040	6460088.125						

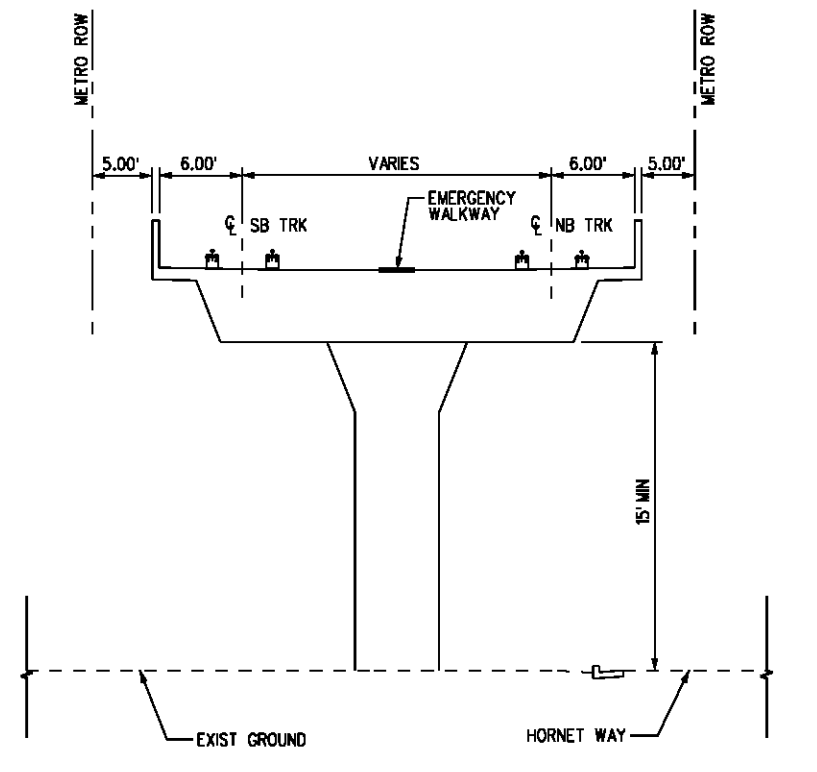
OPT5 Vernon NB												
CURVE NO.	DESC	BEARING	DISTANCE	STATION	NORTHING	EASTING	Dc	RADIUS	Δ	L	T	Ea/Eu SPEED
NB-27A	POB			356+29.10	1821598.688	6461409.874						
	TS	N00°23'57"E	129.10	357+58.20	1821727.788	6461410.773						Ea= 1" Eu= 0.45"
	SC		165.00	359+23.20	1821892.778	6461412.490						V= 55 MPH
NB-28A	PI				1822195.692	6461417.725	0°42'58"	8000	4°20'15"	605.63	302.96	Ea= 2 1/2" Eu= 2.20"
	CS		165.00	365+28.83	1822497.343	6461445.854						V= 35 MPH
	ST	N05°55'06"E	221.78	366+93.83	1822661.520	6461462.304						
NB-28A	TS		100.00	369+15.61	1822882.120	6461485.172						
	SC			370+15.61	1822981.733	6461493.823						
	PI				1823204.666	6461505.716	5°43'55"	1000.00	25°10'11"	439.11	223.25	Ea= 2 1/2" Eu= 2.01"
NB-29A	CS		100.00	374+54.72	1823411.490	6461421.666						V= 35 MPH
	ST	N24°58'51"W	438.68	375+54.72	1823502.815	6461380.955						
	TS		205.11	379+93.41	1823900.460	6461195.691						
NB-29A	SC			381+98.52	1824083.358	6461103.053						
	PI				1824164.453	6461055.045	5°30'22"	1041.00	10°20'44"	187.89	94.24	Ea= 2 1/2" Eu= 2.01"
	CS		205.11	383+86.41	1824235.608	6460993.254						V= 35 MPH
NB-30A	ST	N46°36'57"W	107.42	385+91.53	1824381.254	6460848.953						
	TS		260.00	386+98.95	1824455.043	6460770.880						
	SC			389+58.95	1824638.217	6460586.452						
NB-30A	PI				1825086.435	6460177.826	3°16'42"	1748.00	38°16'21"	1167.45	606.53	Ea= 4" Eu= 2.64"
	CS		260.00	401+26.40	1825691.422	6460134.653						V= 55 MPH
	ST	N00°10'46"E	33.62	403+86.40	1825951.297	6460129.023						
POE			404+20.02	1825984.913	6460129.129							

THE PREPARATION OF THIS DRAWING HAS BEEN FINANCED IN PART THROUGH A GRANT FROM THE U.S. DEPARTMENT OF TRANSPORTATION, FEDERAL TRANSIT ADMINISTRATION (FTA), UNDER THE FEDERAL TRANSIT ACT OF 1984, AS AMENDED, AND IN PART BY THE TAXES OF THE CITIZENS OF LOS ANGELES COUNTY AND OF THE STATE OF CALIFORNIA.							DESIGNED BY T. TAPPAN DRAWN BY M. WHITE CHECKED BY W. BAKER IN CHARGE G. HEAD DATE 12-10-10	FOR REVIEW ONLY NOT FOR CONSTRUCTION LEE W ABRAMSON C44285	 LOS ANGELES COUNTY METROPOLITAN TRANSPORTATION AUTHORITY  6101 W. Century Blvd. Suite 800 Los Angeles, CA 90045 Phone: 310-337-0500 Fax: 310-337-0042	 PATTERSON & ASSOCIATES, INC. 725 TOWN & COUNTRY RD SUITE 300 ORANGE, CA 92668	BASE PROJECT CRENSHAW/LAX TRANSIT CORRIDOR PROJECT GEOMETRY TABLES <b>VERNON (OPTION 5)</b>	CONTRACT NO E0117 DRAWING NO C-541 SCALE HORIZ: 1" = 40' VERT: 1" = 10' SHEET NO 192
REV	DATE	BY	APP	REQ NO	EXPIRES	SEAL HOLDER	DESCRIPTION					

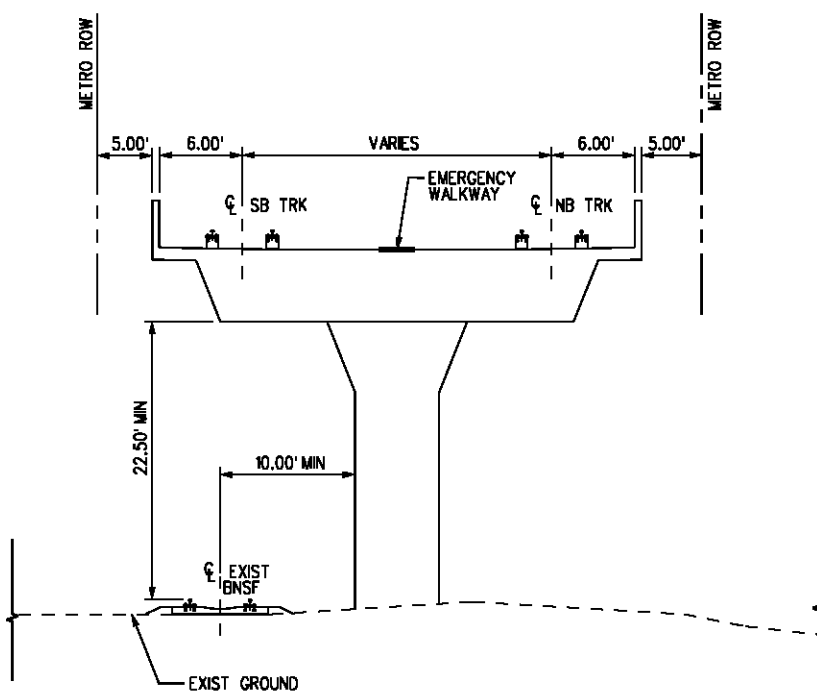
Plot Driver - pdf\_11x17\_rev1.plt  
 Pentable-MTA.TBL  
 USER=CIB54384 2:59:05 PM 11/30/2010 c:\pwworking\hmm\job54384\dms02831\CL5500.plg



TYP SECTION STA 14+00 TO 15+00 3  
C-500 C-002



TYP SECTION STA 10+00 TO 13+00 WEST 1  
C-500 C-001



TYP SECTION STA 10+00 TO 13+00 EAST 2  
C-500 C-001a

BASE PROJECT

**CRENSHAW/LAX**  
**TRANSIT CORRIDOR PROJECT**  
 TYPICAL CROSS-SECTIONS  
 SHEET 1 OF 15

CONTRACT NO	E0117
DRAWING NO	C-500
SCALE	NTS
SHEET NO	205

DESIGNED BY	C. PETROV
DRAWN BY	Y. TANG
CHECKED BY	F. HOURBANGSH
IN CHARGE	G. HEAD
DATE	12-10-10

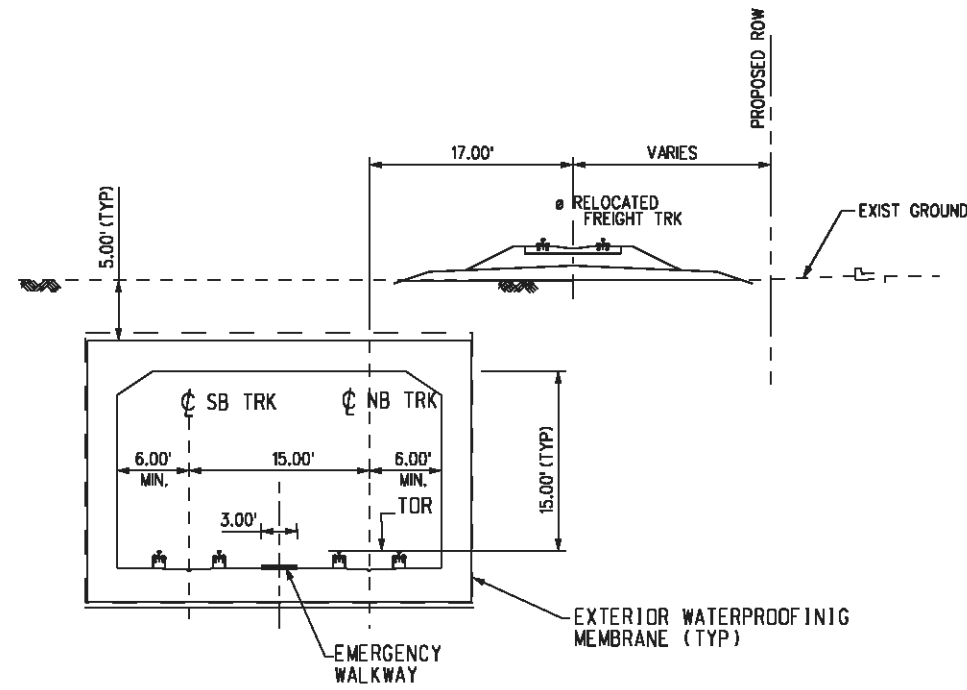
FOR REVIEW ONLY NOT FOR CONSTRUCTION	LEE W ABRAMSON	C44285
--------------------------------------	----------------	--------

REV	DATE	BY	APP	REQ NO	EXPIRES	SEAL HOLDER	DESCRIPTION

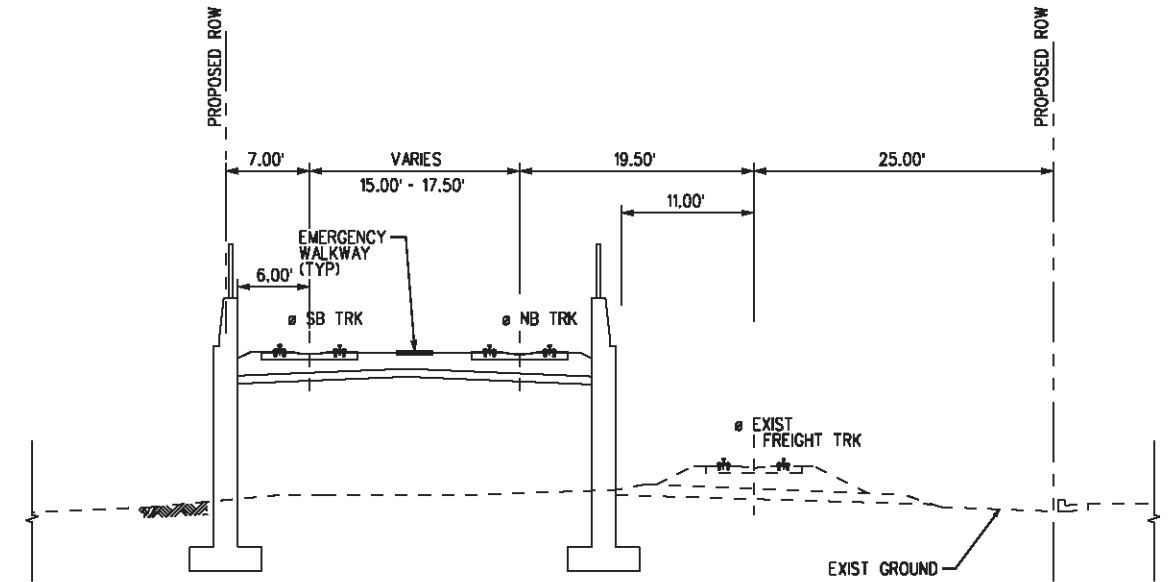
**Metro** LOS ANGELES COUNTY METROPOLITAN TRANSPORTATION AUTHORITY  
**Hatch Mott MacDonald**  
 6101 W. Century Blvd. Suite 800  
 Los Angeles, CA 90045  
 Phone: 310-337-0500 Fax: 310-337-0042

C:\Documents and Settings\SOL57960\Desktop\feis-feir\CL5501-A.plg  
 USER-SOL57960 12:34:24 PM 8/17/2011  
 Pentable-MTA.TBL  
 Plot Driver - pdf\_11x17\_rev1.plt



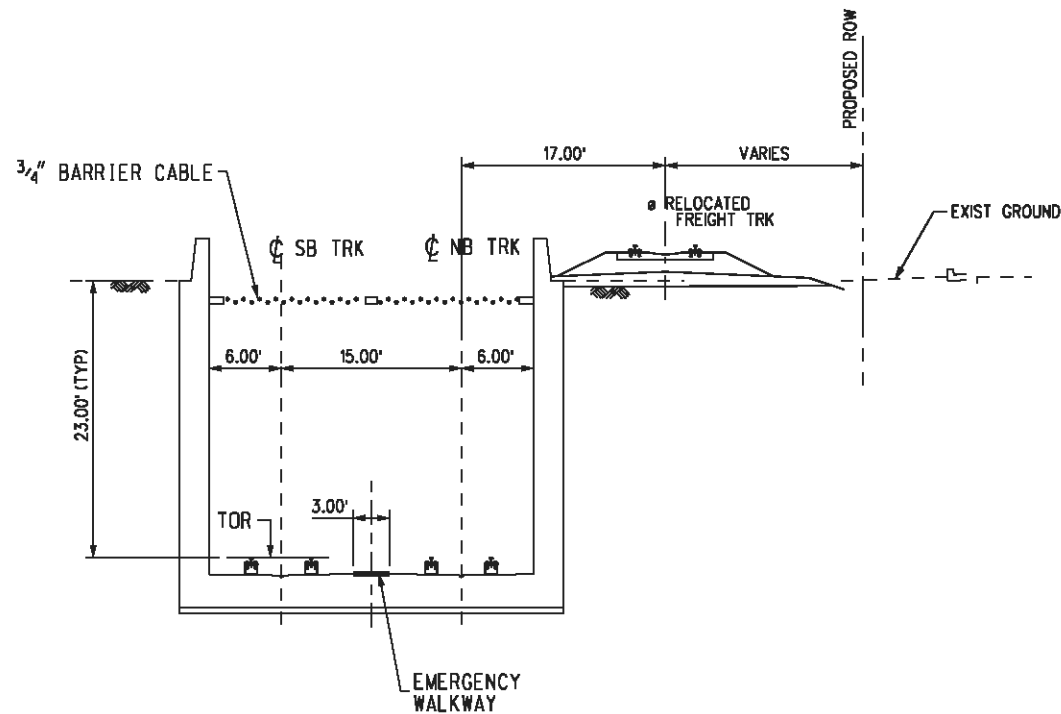
SECTION STA 37+00 TO 42+00  
 STA 45+00 TO 50+00

3  
 C-501 C-004 C-005



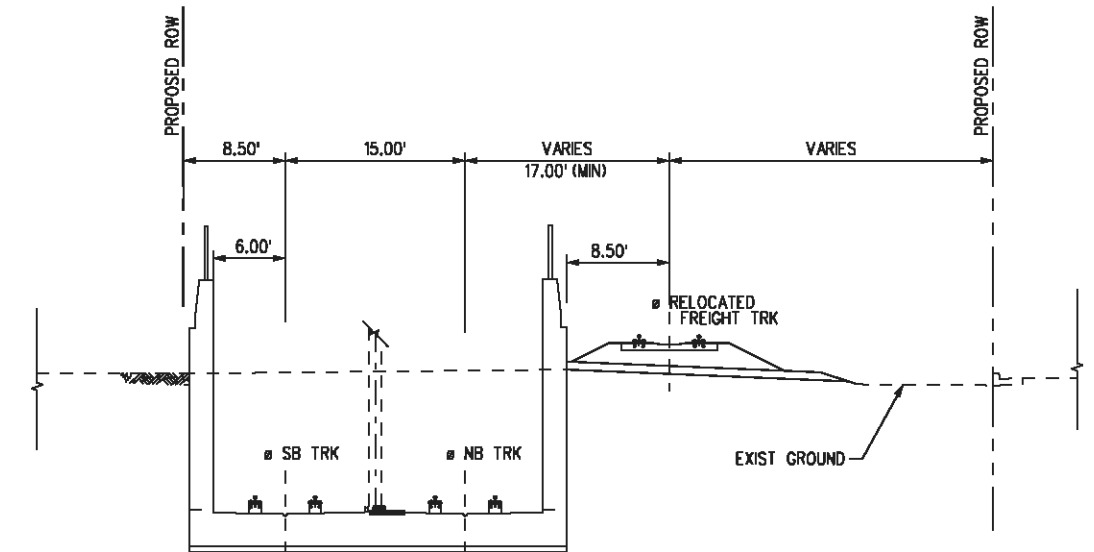
SECTION STA 15+75 TO STA 27+00  
 28+00 TO STA 32+00

1  
 C-501 C-002 C-003



SECTION STA 42+00 TO 45+00

4  
 C-501 C-005



SECTION STA 32+00 TO 37+00

2  
 C-501 C-002

THE PREPARATION OF THIS DRAWING HAS BEEN FINANCED IN PART THROUGH A GRANT FROM THE U.S. DEPARTMENT OF TRANSPORTATION, FEDERAL TRANSIT ADMINISTRATION (FTA), UNDER THE FEDERAL TRANSIT ACT OF 1984, AS AMENDED, AND IN PART BY THE TAXES OF THE CITIZENS OF LOS ANGELES COUNTY AND OF THE STATE OF CALIFORNIA.

REV	DATE	BY	APP	REG NO	EXPIRES	SEAL HOLDER	DESCRIPTION

DESIGNED BY  
 B. BAKER  
 DRAWN BY  
 A. GIBBONS  
 CHECKED BY  
 D. DALI  
 IN CHARGE  
 G. HEAD  
 DATE  
 08-12-11

FOR REVIEW ONLY NOT FOR CONSTRUCTION  
 LEE W ABRAMSON  
 C44285



Metro

LOS ANGELES COUNTY METROPOLITAN TRANSPORTATION AUTHORITY



6121 W. Century Blvd.  
 Suite 800  
 Los Angeles, CA 90045  
 Phone: 310-337-0500  
 Fax: 310-337-0042

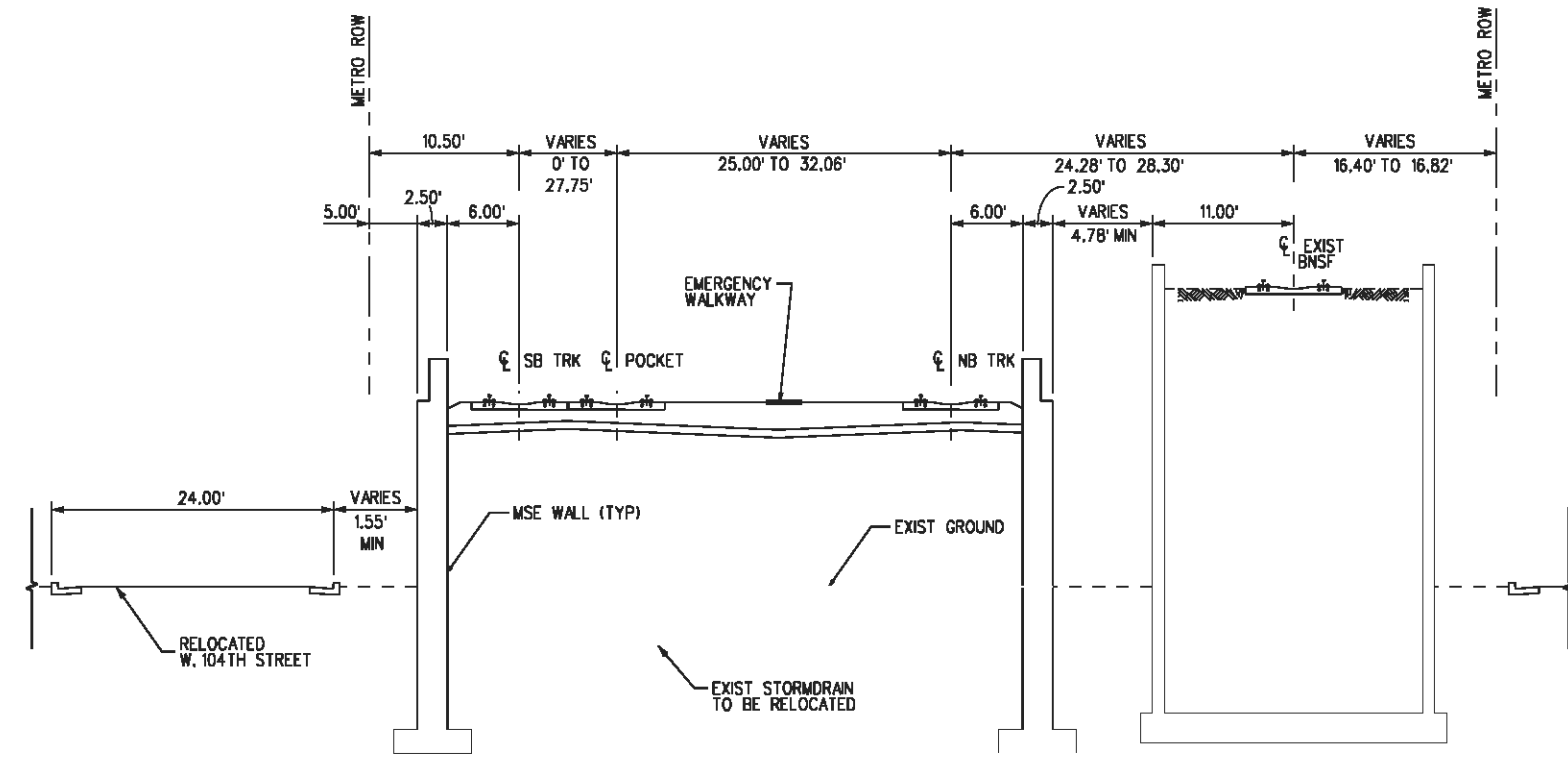
CRENSHAW/LAX TRANSIT CORRIDOR PROJECT

ALIGNMENT SECTIONS SHEET 2 OF 15

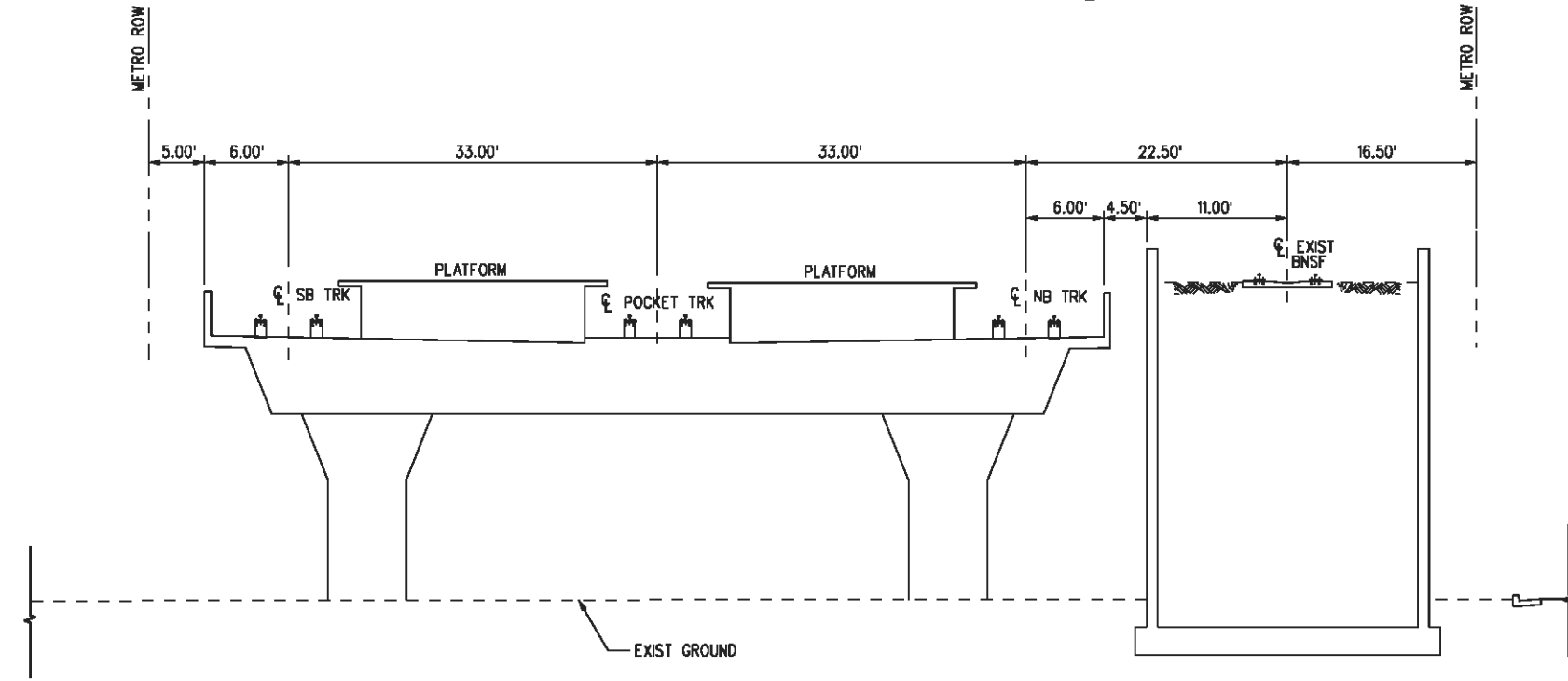
CONTRACT NO	E0117
DRAWING NO	C-501
SCALE	NTS
SHEET NO	206



Plot Driver - pdf\_11x17\_rev1.plt  
 USER=sto99999 12:45:49 PM 12/2/2010 c:\pwworking\hmm\st99999\dms02831\CL5502.plg



TYP SECTION STA 60+00 TO 65+80 1  
C-502 C-007



TYP SECTION STA 68+43 TO 71+12 2  
C-502 C-007

BASE PROJECT

THE PREPARATION OF THIS DRAWING HAS BEEN FINANCED IN PART THROUGH A GRANT FROM THE U.S. DEPARTMENT OF TRANSPORTATION, FEDERAL TRANSIT ADMINISTRATION (FTA), UNDER THE FEDERAL TRANSIT ACT OF 1984, AS AMENDED, AND IN PART BY THE TAXES OF THE CITIZENS OF LOS ANGELES COUNTY AND OF THE STATE OF CALIFORNIA.							
REV	DATE	BY	APP	REQ NO	EXPIRES	SEAL HOLDER	DESCRIPTION

DESIGNED BY  
C. PETROV  
 DRAWN BY  
Y. TANG  
 CHECKED BY  
F. NOURBAKHSH  
 IN CHARGE  
G. HEAD  
 DATE  
12-10-10

FOR REVIEW  
ONLY NOT FOR  
CONSTRUCTION  
LEE W ABRAMSON  
C44285

**Metro**

LOS ANGELES COUNTY METROPOLITAN  
TRANSPORTATION AUTHORITY

6101 W. Century Blvd.  
 Suite 800  
 Los Angeles, CA 90045  
 Phone: 310-337-0500  
 Fax: 310-337-0042

CRENSHAW/LAX  
 TRANSIT CORRIDOR PROJECT  
 TYPICAL CROSS-SECTIONS  
 SHEET 3 OF 15

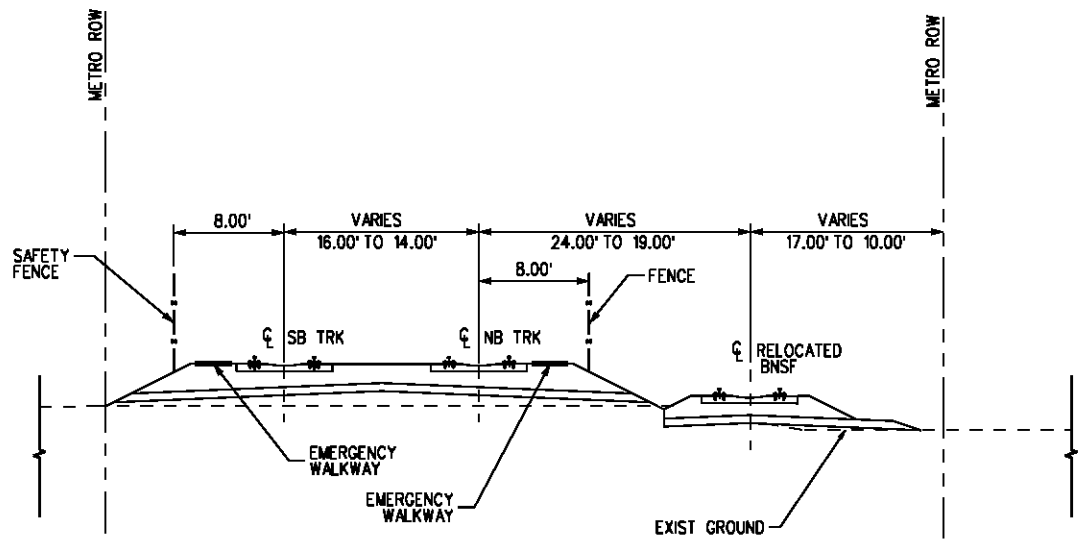
CONTRACT NO	E0117
DRAWING NO	C-502
SCALE	NTS
SHEET NO	207

c:\pwworking\hmm\job54384\dms02831\CL5503.plg

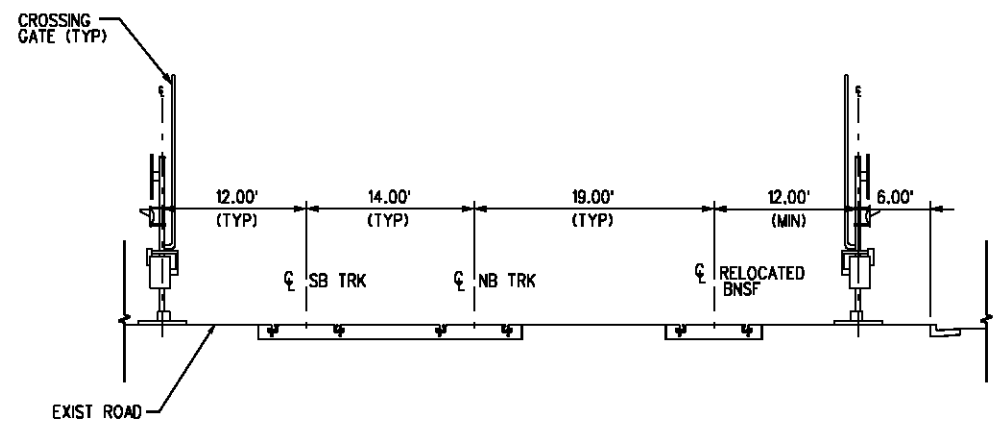
11/30/2010 4:38:07 PM

Pentable-MTA.TBL

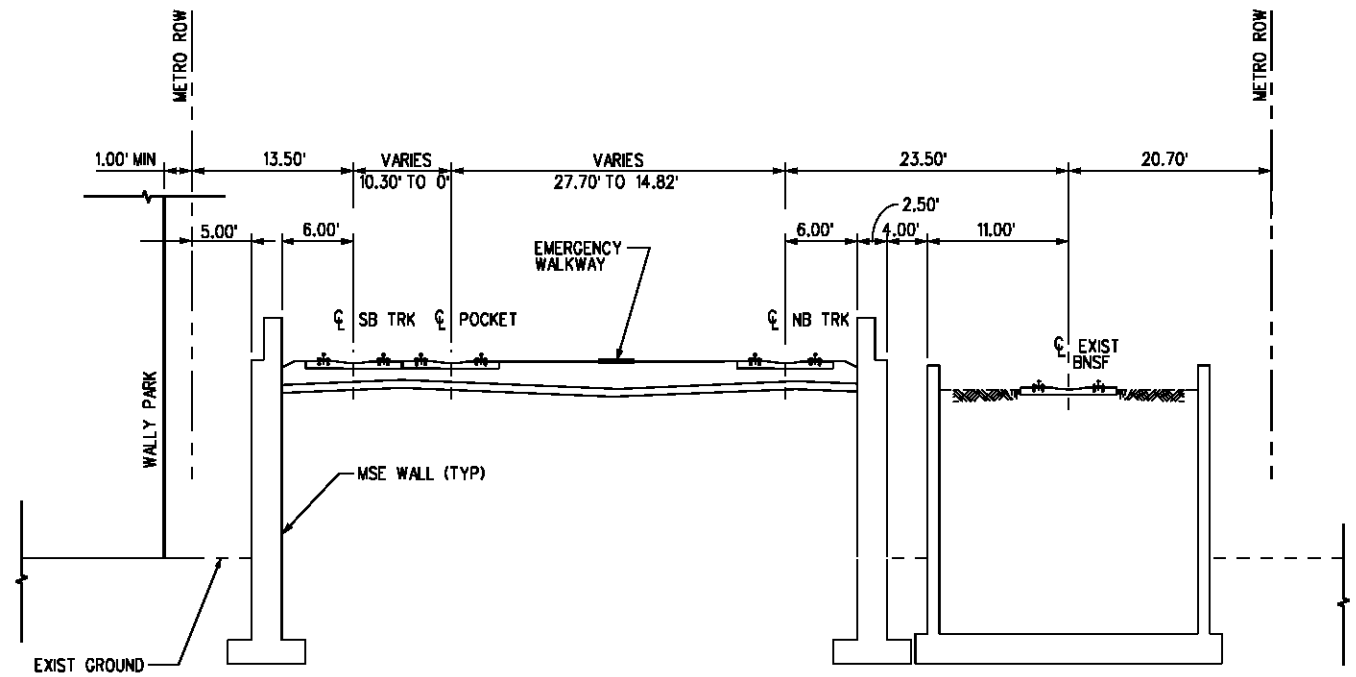
Plot Driver - pdf\_11x17\_rev1.plt



TYP SECTION STA 82+00 TO 93+00 2  
C-503 C-009



TYP SECTION AT ROAD CROSSINGS 3  
C-503 C-010



TYP SECTION STA 75+00 TO 78+74 1  
C-503 C-008

THE PREPARATION OF THIS DRAWING HAS BEEN FINANCED IN PART THROUGH A GRANT FROM THE U.S. DEPARTMENT OF TRANSPORTATION, FEDERAL TRANSIT ADMINISTRATION (FTA), UNDER THE FEDERAL TRANSIT ACT OF 1984, AS AMENDED, AND IN PART BY THE TAXES OF THE CITIZENS OF LOS ANGELES COUNTY AND OF THE STATE OF CALIFORNIA.

REV	DATE	BY	APP	REQ NO	EXPIRES	SEAL HOLDER	DESCRIPTION

DESIGNED BY  
C. PETROV  
DRAWN BY  
Y. TANG  
CHECKED BY  
F. HOURBAKHSH  
IN CHARGE  
G. HEAD  
DATE  
12-10-10

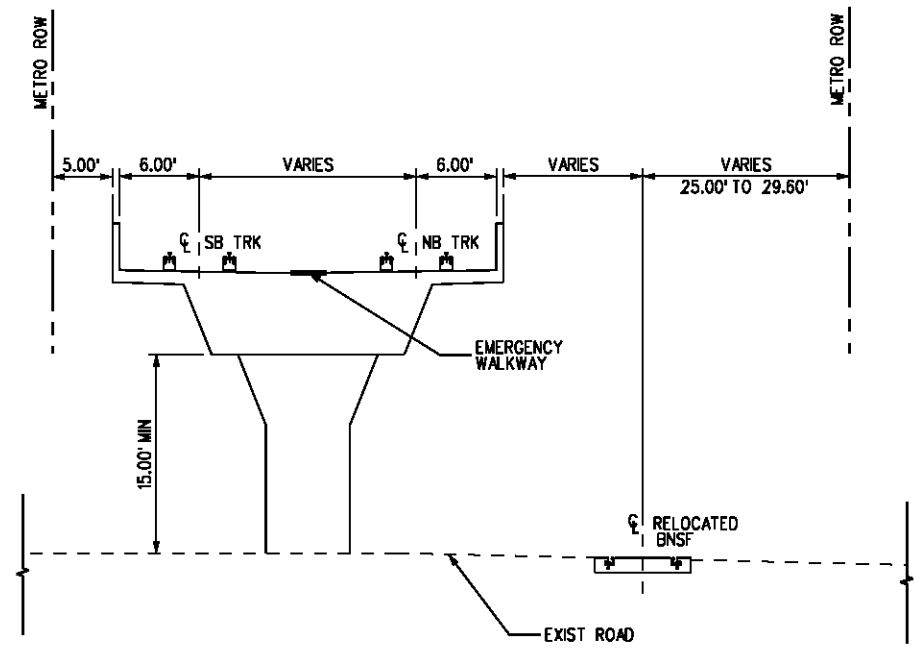
FOR REVIEW ONLY NOT FOR CONSTRUCTION  
LEE W ABRAMSON  
C44285

**Metro** LOS ANGELES COUNTY METROPOLITAN TRANSPORTATION AUTHORITY

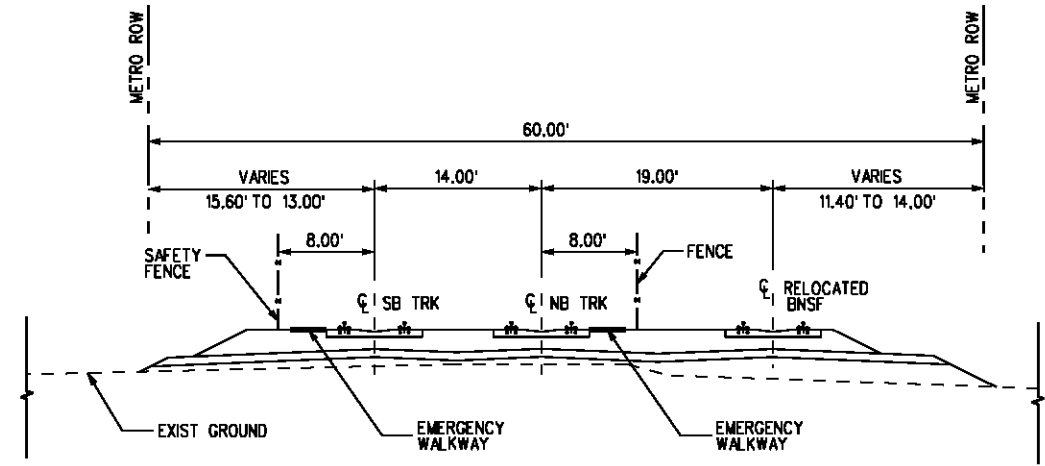
**Hatch Mott MacDonald** 6101 W. Century Blvd. Suite 800 Los Angeles, CA 90045 Phone: 310-337-0500 Fax: 310-337-0042

BASE PROJECT  
CRENSHAW/LAX  
TRANSIT CORRIDOR PROJECT  
TYPICAL CROSS-SECTIONS  
SHEET 4 OF 15

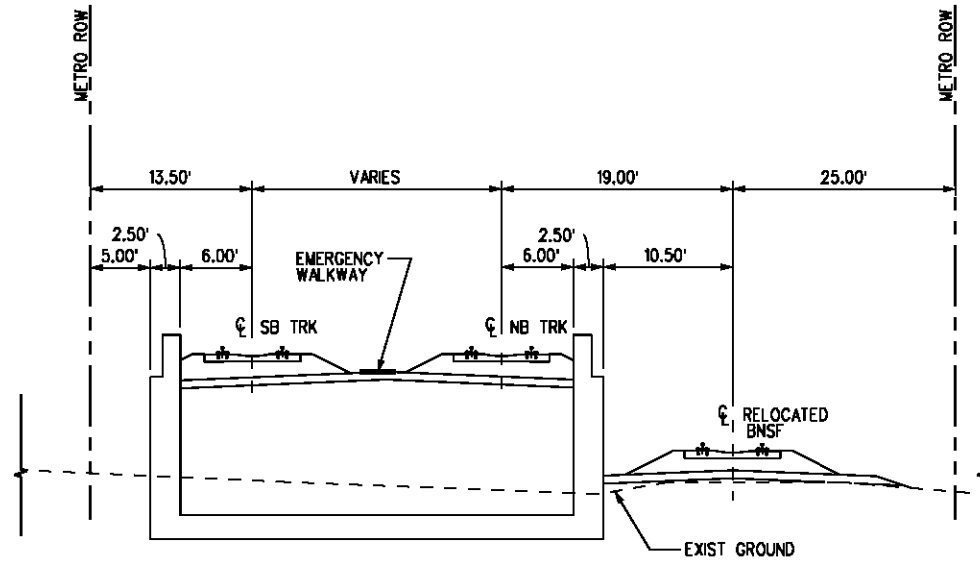
CONTRACT NO	E0117
DRAWING NO	C-503
SCALE	NTS
SHEET NO	208



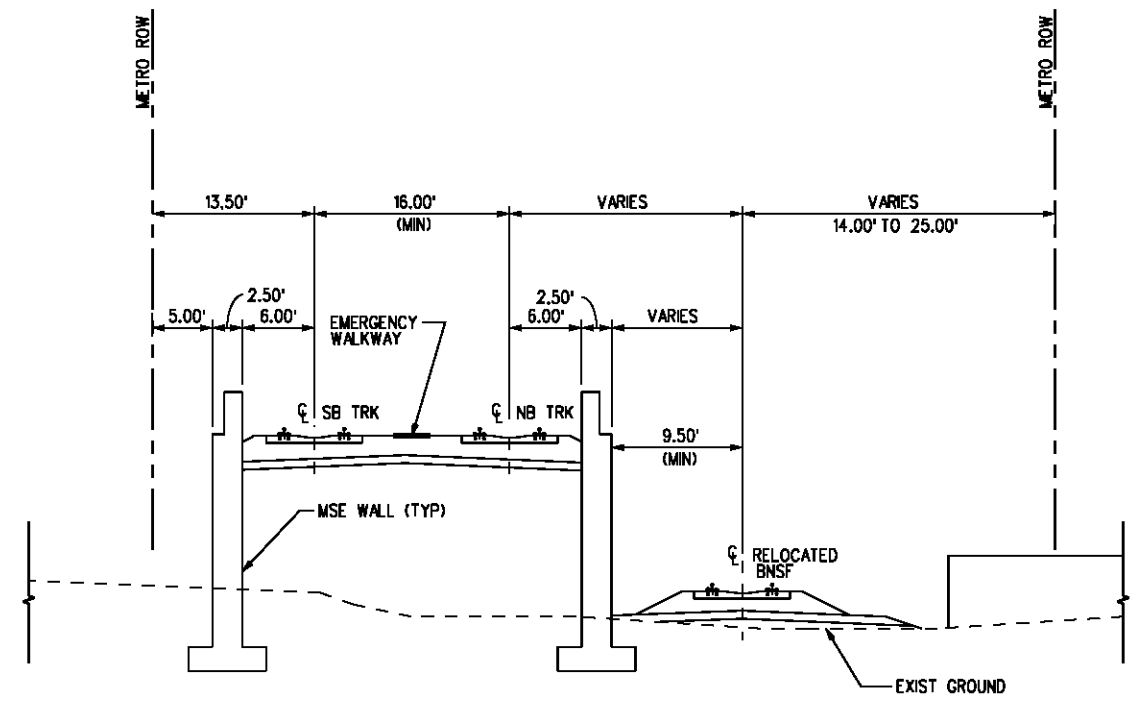
TYP SECTION STA 118+00 TO 124+70 3  
C-504 C-012



TYP SECTION STA 94+50 TO 112+00 1  
C-504 C-011



TYP SECTION STA 124+70 TO 130+60.04 4  
C-504 C-013



TYP SECTION STA 112+43.87 TO 118+00 2  
C-504 C-012

BASE PROJECT

CRENSHAW/LAX  
TRANSIT CORRIDOR PROJECT  
TYPICAL CROSS-SECTIONS  
SHEET 5 OF 15

CONTRACT NO	E0117
DRAWING NO	C-504
SCALE	NTS
SHEET NO	209

Plot Driver - pdf\_11x17\_rev1.plt

Pentable-MTA.TBL

USER=CIB54384 4:49:00 PM 11/30/2010 c:\pwworking\hmm\job54384\dms02831\CL5504.plt

THE PREPARATION OF THIS DRAWING HAS BEEN FINANCED IN PART THROUGH A GRANT FROM THE U.S. DEPARTMENT OF TRANSPORTATION, FEDERAL TRANSIT ADMINISTRATION (FTA), UNDER THE FEDERAL TRANSIT ACT OF 1984, AS AMENDED, AND IN PART BY THE TAXES OF THE CITIZENS OF LOS ANGELES COUNTY AND OF THE STATE OF CALIFORNIA.						
REV	DATE	BY	APP	REQ NO	EXPIRES	SEAL HOLDER

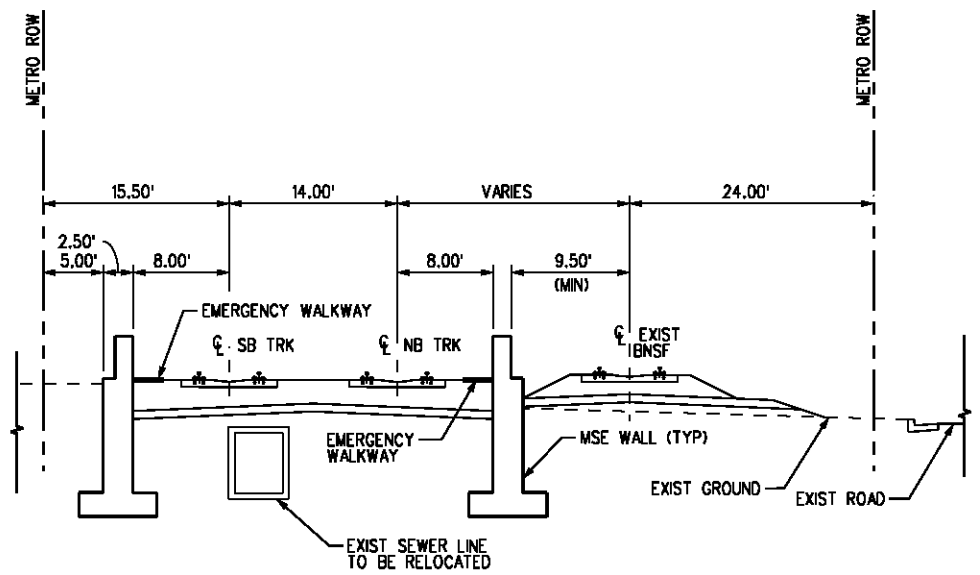
DESIGNED BY	C. PETROV
DRAWN BY	Y. TANG
CHECKED BY	F. HOURBAKSH
IN CHARGE	G. HEAD
DATE	12-10-10

FOR REVIEW ONLY NOT FOR CONSTRUCTION  
LEE W ABRAMSON  
C44285

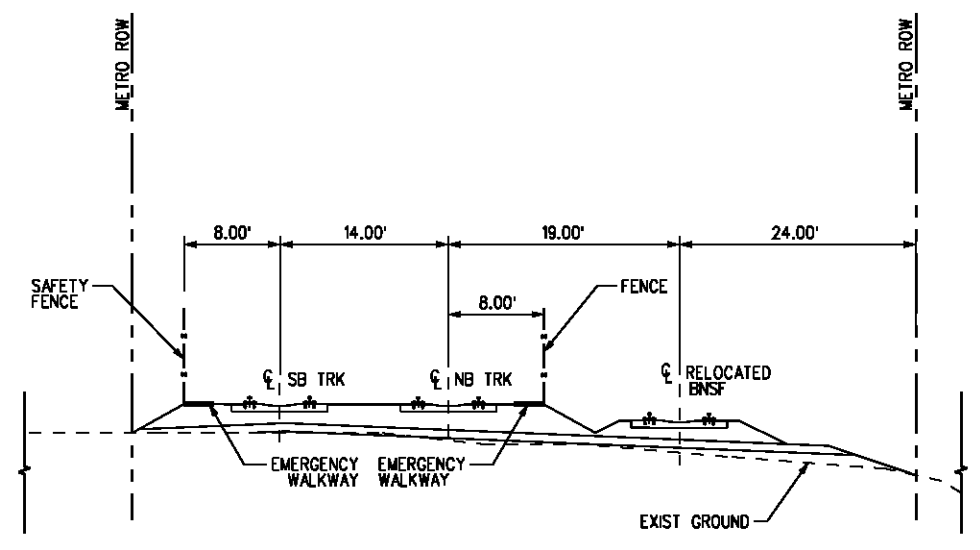
**Metro** LOS ANGELES COUNTY METROPOLITAN TRANSPORTATION AUTHORITY  
**Hatch Mott MacDonald** 6101 W. Century Blvd. Suite 800 Los Angeles, CA 90045 Phone: 310-337-0500 Fax: 310-337-0042



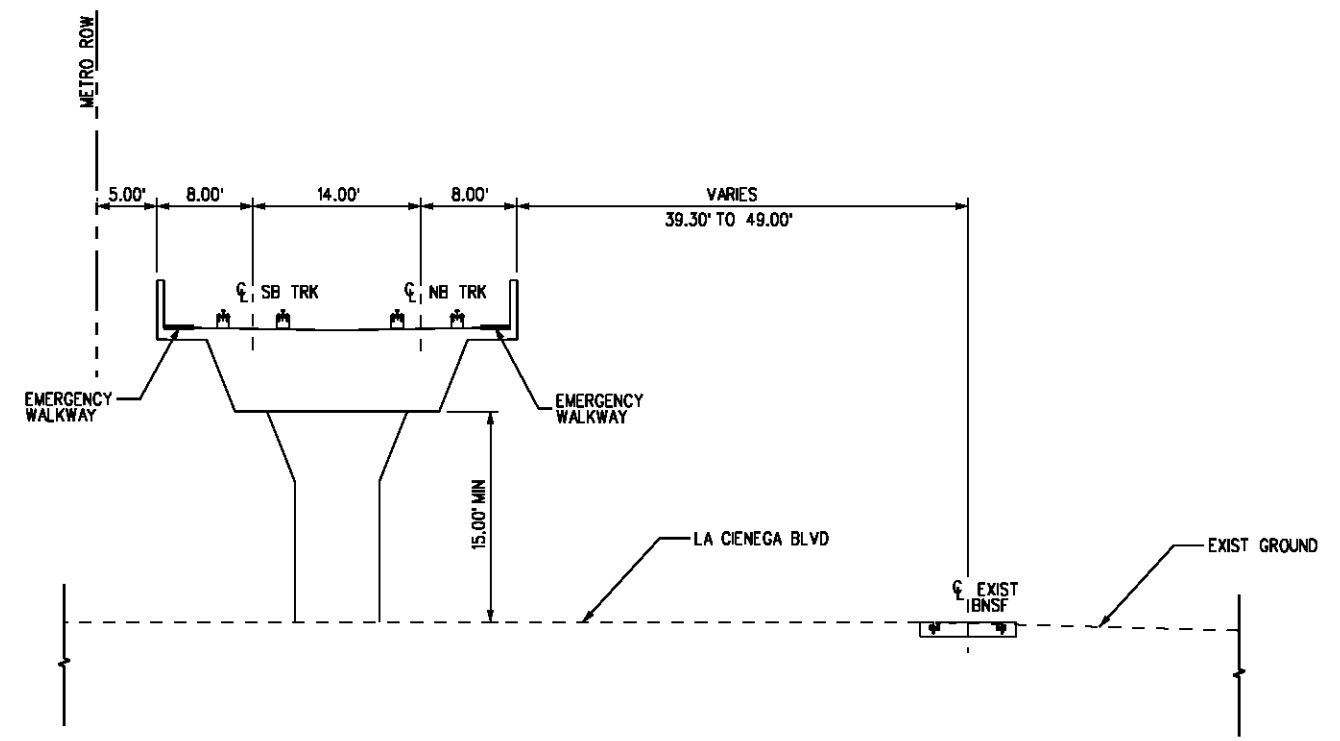
Plot Driver - pdf\_11x17\_rev1.plt  
 Pentable-MTA.TBL  
 USER-sto99999 5:29:20 PM 12/2/2010 c:\pwworking\hmm\st99999\dms02831\CL5505.plg



TYP SECTION STA 138+96.62 TO 145+10 2  
C-505 C-014



TYP SECTION STA 132+46 TO 135+15 1  
C-505 C-014



TYP SECTION STA 145+10 TO 147+00 3  
C-505 C-015

BASE PROJECT

CRENSHAW/LAX  
 TRANSIT CORRIDOR PROJECT  
 TYPICAL CROSS-SECTIONS  
 SHEET 6 OF 15

CONTRACT NO	E0117
DRAWING NO	C-505
SCALE	NTS
SHEET NO	210

DESIGNED BY	C. PETROV
DRAWN BY	Y. TANG
CHECKED BY	F. NOURBAKHSH
IN CHARGE	G. HEAD
DATE	12-10-10

REV	DATE	BY	APP	REQ NO	EXPIRES	SEAL HOLDER	DESCRIPTION

FOR REVIEW  
 ONLY NOT FOR  
 CONSTRUCTION  
 LEE W ABRAMSON  
 C44285

**LOS ANGELES COUNTY METROPOLITAN  
 TRANSPORTATION AUTHORITY**

**Hatch Mott  
 MacDonald**

6101 W. Century Blvd.  
 Suite 800  
 Los Angeles, CA 90045  
 Phone: 310-337-0500  
 Fax: 310-337-0042

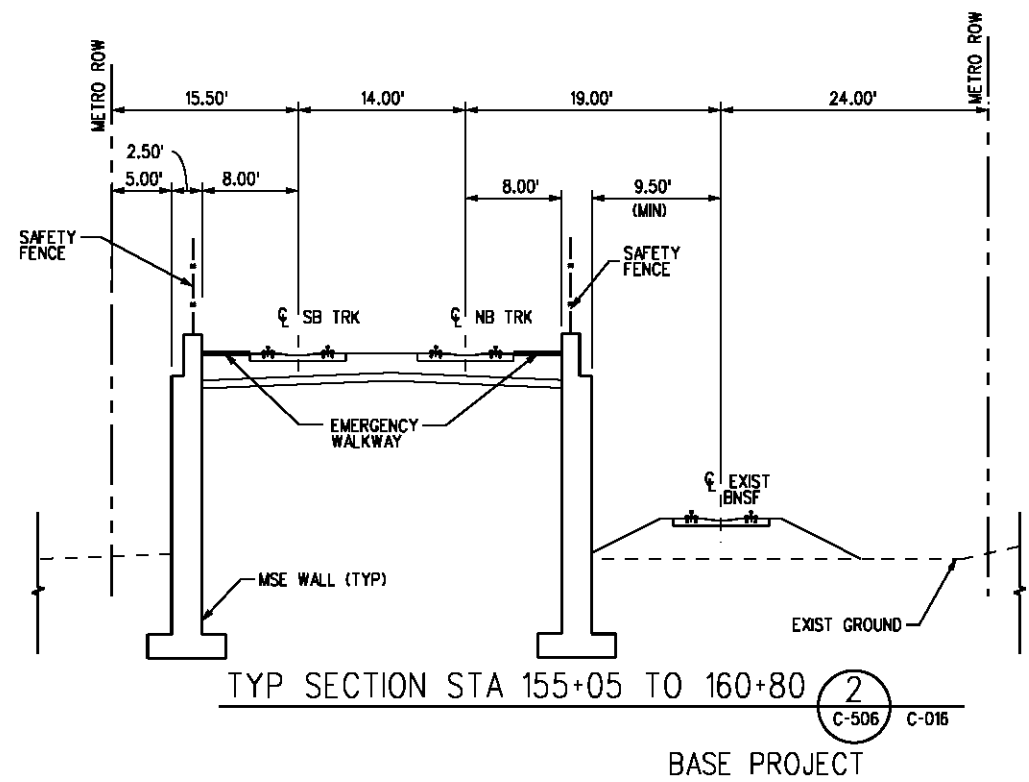
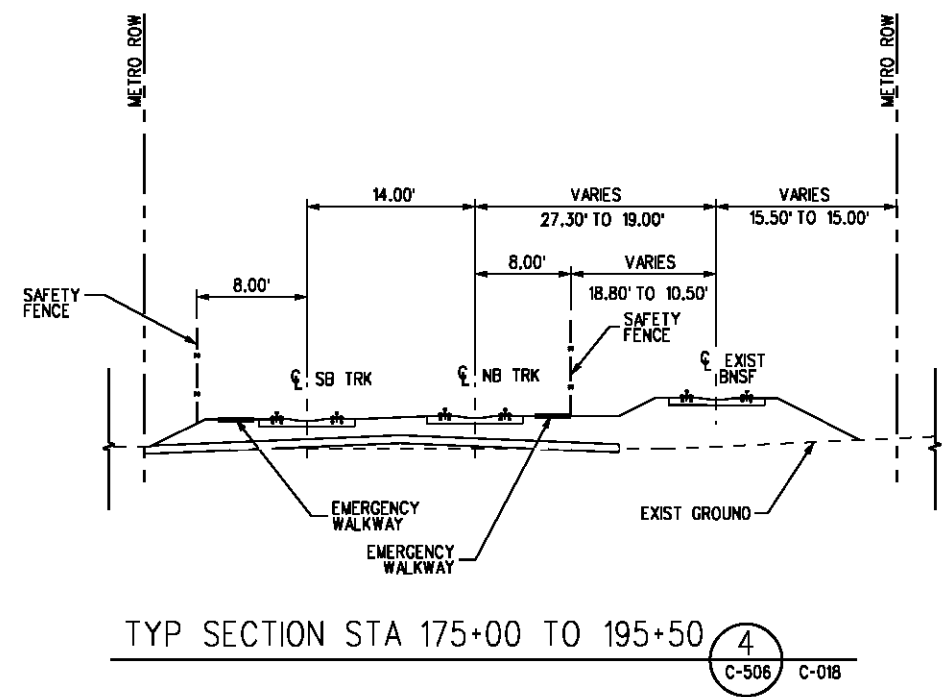
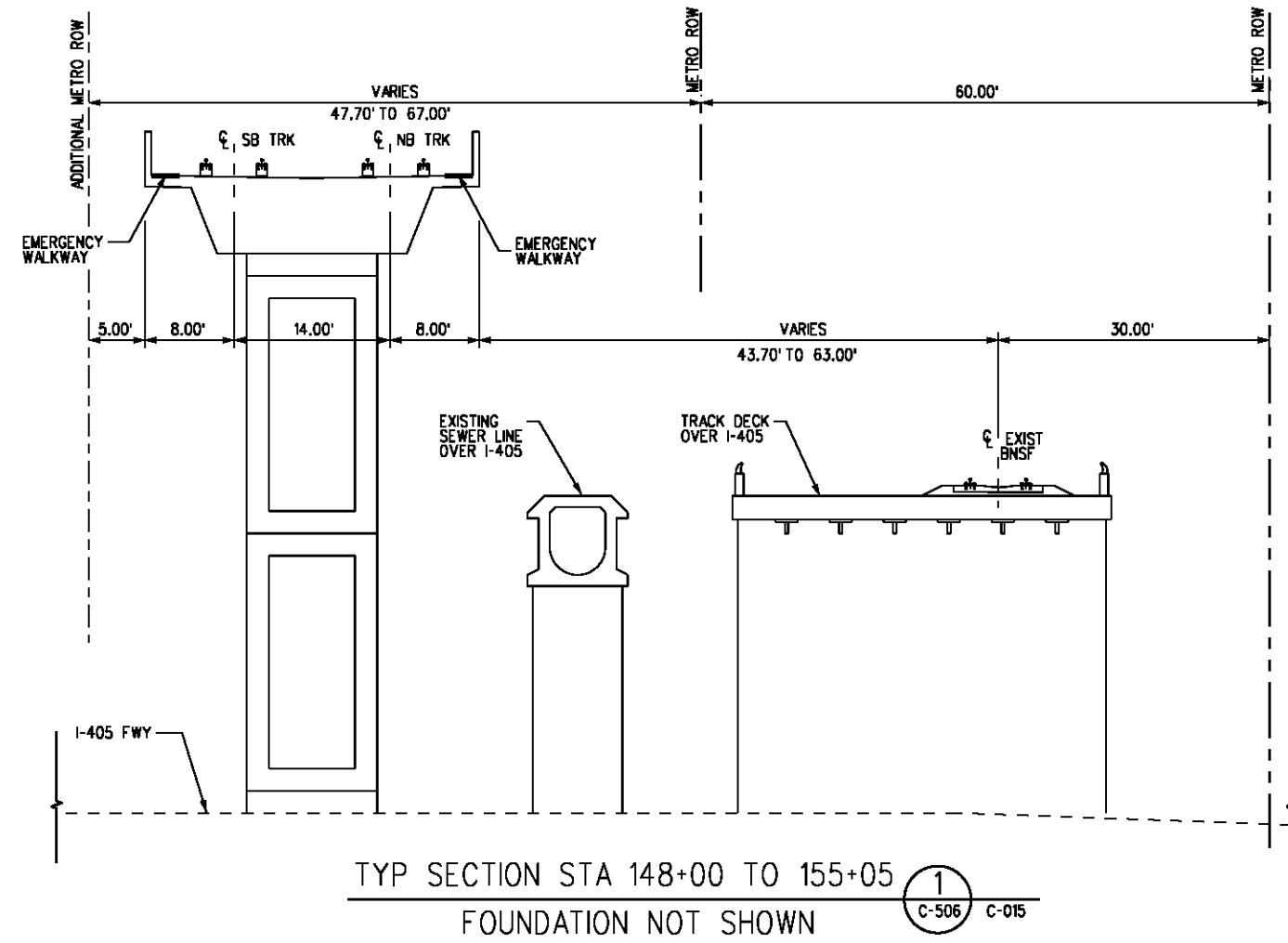
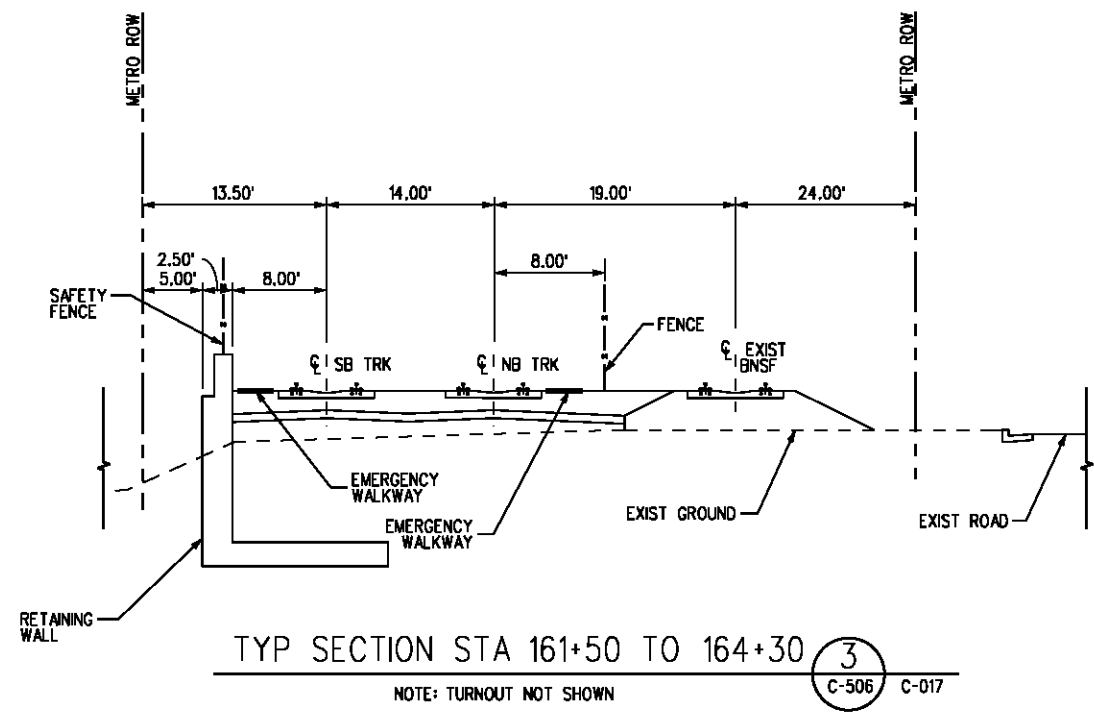
THE PREPARATION OF THIS  
 DRAWING HAS BEEN FINANCED IN  
 PART THROUGH A GRANT FROM  
 THE U.S. DEPARTMENT OF  
 TRANSPORTATION, FEDERAL TRANSIT  
 ADMINISTRATION (FTA), UNDER THE  
 FEDERAL TRANSIT ACT OF 1984, AS  
 AMENDED, AND IN PART BY THE  
 TAXES OF THE CITIZENS OF  
 LOS ANGELES COUNTY AND OF  
 THE STATE OF CALIFORNIA.

c:\pwworking\hmm\vas55585\dms02831\CL5506.plg

USER=VAS55585 4:44:49 PM 12/9/2010

Pentable-MTA.TBL

Plot Driver - pdf\_11x17\_rev1.plt



THE PREPARATION OF THIS DRAWING HAS BEEN FINANCED IN PART THROUGH A GRANT FROM THE U.S. DEPARTMENT OF TRANSPORTATION, FEDERAL TRANSIT ADMINISTRATION (FTA), UNDER THE FEDERAL TRANSIT ACT OF 1984, AS AMENDED, AND IN PART BY THE TAXES OF THE CITIZENS OF LOS ANGELES COUNTY AND OF THE STATE OF CALIFORNIA.						
REV	DATE	BY	APP	REQ NO	EXPIRES	DESCRIPTION

DESIGNED BY  
C. PETROV  
DRAWN BY  
Y. TANG  
CHECKED BY  
F. NOURBAKHSH  
IN CHARGE  
G. HEAD  
DATE  
12-10-10

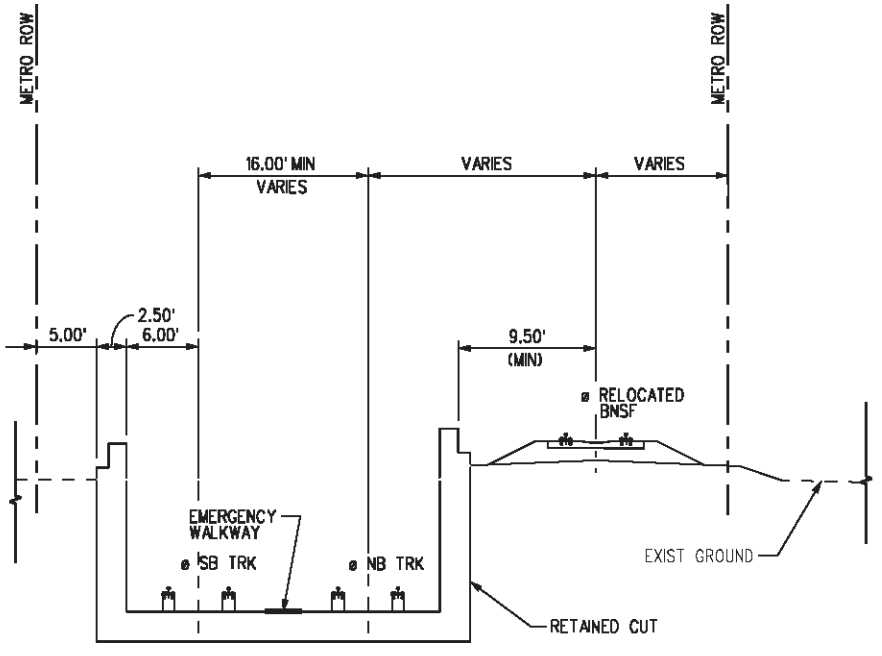
FOR REVIEW ONLY NOT FOR CONSTRUCTION  
LEE W ABRAMSON  
C44285

**Metro** LOS ANGELES COUNTY METROPOLITAN TRANSPORTATION AUTHORITY

**Hatch Mott MacDonald** 6101 W. Century Blvd. Suite 800 Los Angeles, CA 90045 Phone: 310-337-0500 Fax: 310-337-0042

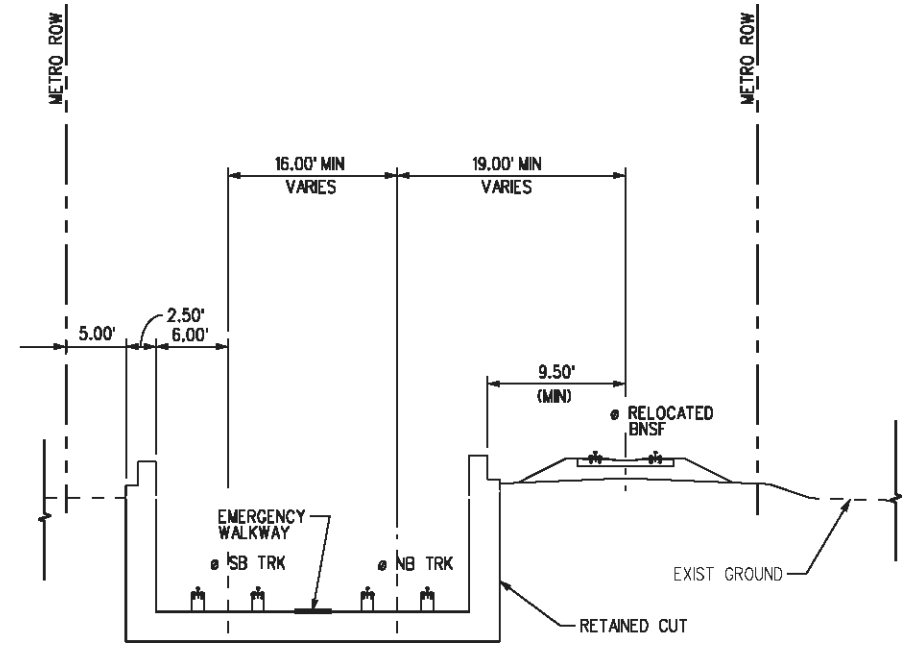
CRENSHAW/LAX TRANSIT CORRIDOR PROJECT  
TYPICAL CROSS-SECTIONS  
SHEET 7 OF 15

CONTRACT NO	E0117
DRAWING NO	C-506
SCALE	NTS
SHEET NO	211



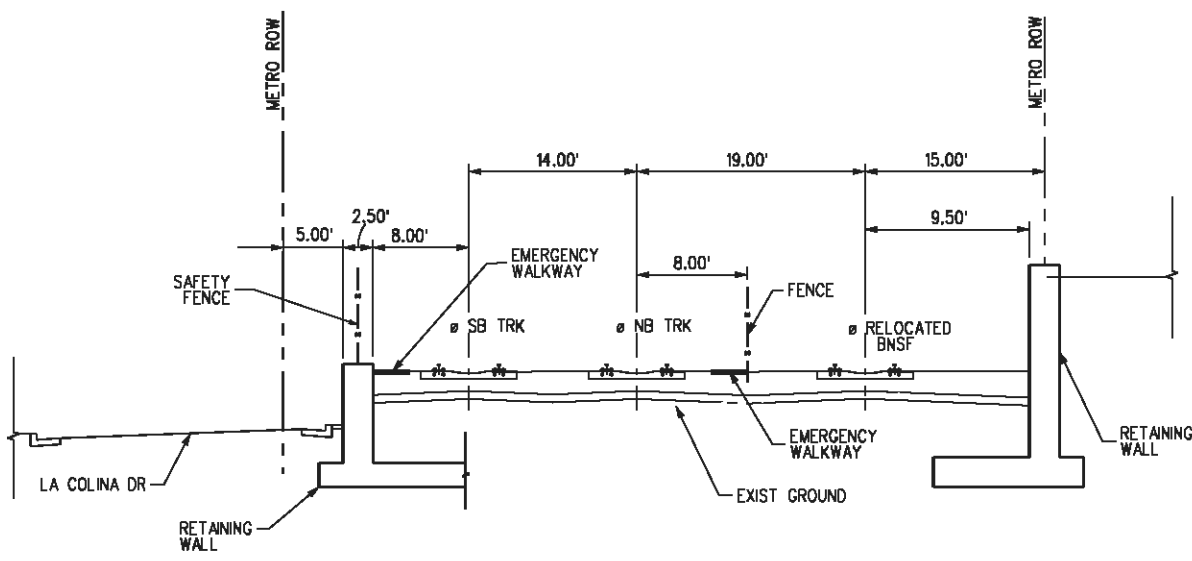
TYP SECTION STA 203+48.13 TO STA 212+00

3  
C-507 C-021



TYP SECTION STA 195+45 TO STA 201+50

1  
C-507 C-020



TYP SECTION STA 217+00 TO STA 221+00

4  
C-507 C-022

Plot Driver - pdf\_11x17\_rev1.plt  
 Pentable-MTA.TBL  
 USER-SOL57960  
 3:37:51 PM  
 8/12/2011  
 C:\eis-feir\Plan & Profile wGeoTables\CLS507.plg

THE PREPARATION OF THIS DRAWING HAS BEEN FINANCED IN PART THROUGH A GRANT FROM THE U.S. DEPARTMENT OF TRANSPORTATION, FEDERAL TRANSIT ADMINISTRATION (FTA), UNDER THE FEDERAL TRANSIT ACT OF 1984, AS AMENDED, AND IN PART BY THE TAXES OF THE CITIZENS OF LOS ANGELES COUNTY AND OF THE STATE OF CALIFORNIA.							DESIGNED BY C. PETROV DRAWN BY O. STALLWORTH CHECKED BY F. NOURBAKHSH IN CHARGE G. HEAD DATE 08-12-11	FOR REVIEW ONLY NOT FOR CONSTRUCTION LEE W ABRAMSON C44285	 LOS ANGELES COUNTY METROPOLITAN TRANSPORTATION AUTHORITY   6151 W. Century Blvd. Suite 800 Los Angeles, CA 90045 Phone: 310-337-0500 Fax: 310-337-0042	CONTRACT NO E0117 DRAWING NO C-507 SCALE NTS SHEET NO 212
REV	DATE	BY	APP	REG NO	EXPIRES	SEAL HOLDER	DESCRIPTION			

CRENDAW/LAX TRANSIT CORRIDOR PROJECT TYPICAL CROSS-SECTIONS SHEET 8 OF 15		CONTRACT NO E0117 DRAWING NO C-507 SCALE NTS SHEET NO 212
--	--	--

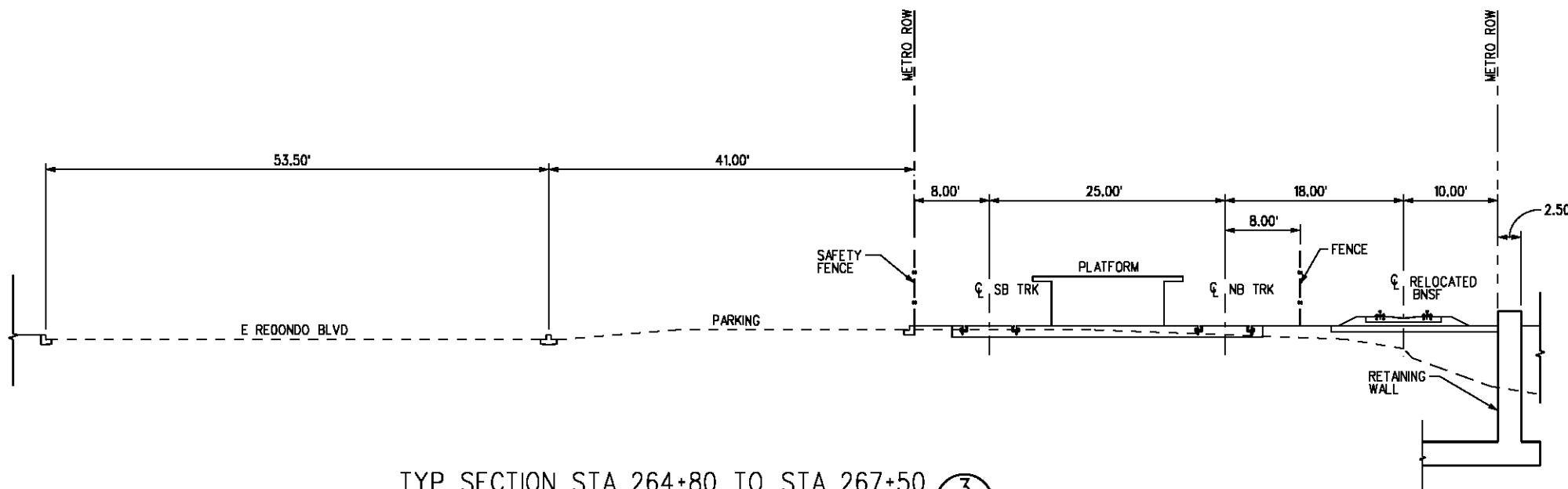


c:\pwworking\hmm\vas55585\dms02831\CL5508.plg

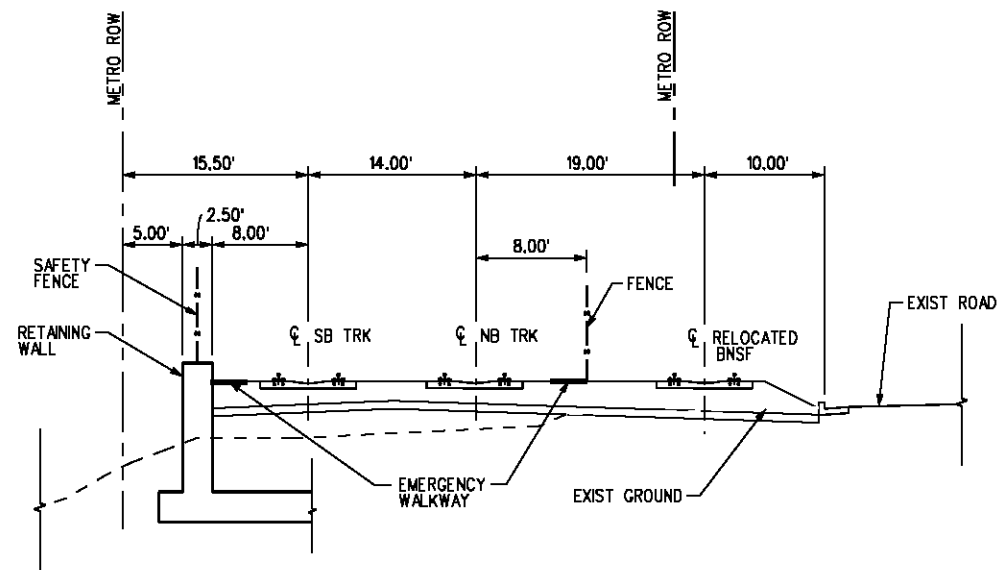
USER-VAS55585 10:37:57 PM 11/30/2010

Pentable-MTA.TBL

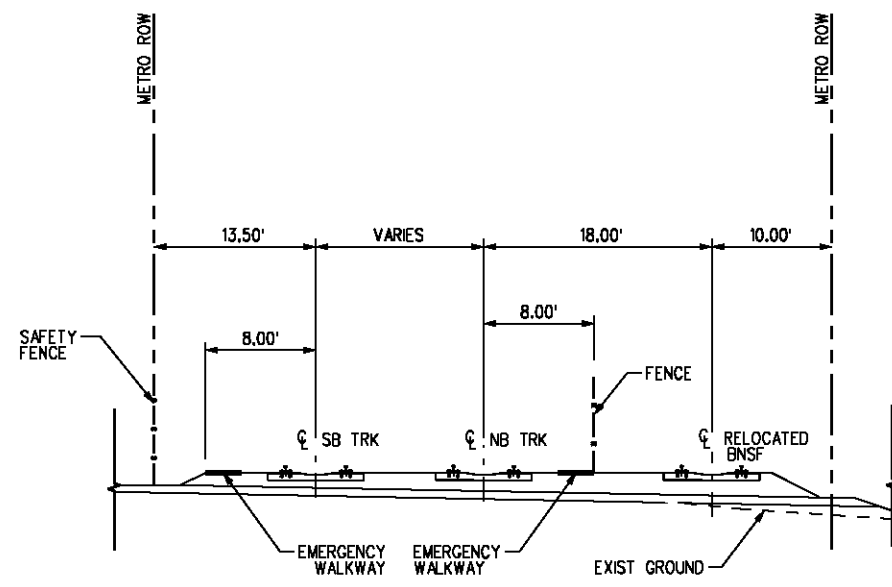
Plot Driver - pdf\_11x17\_rev1.plt



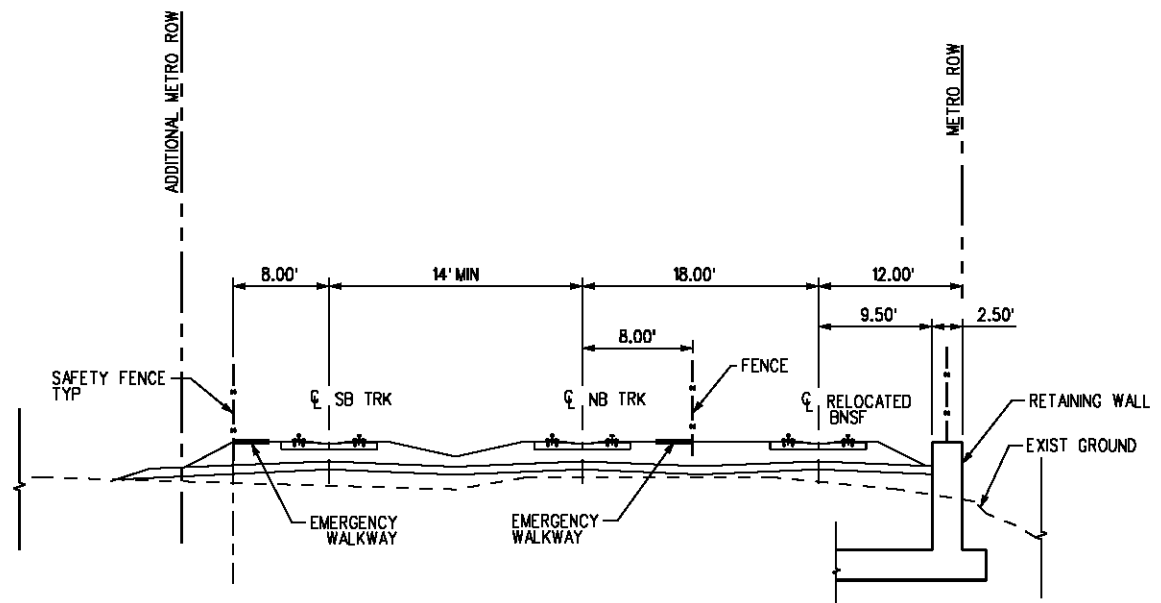
TYP SECTION STA 264+80 TO STA 267+50 3  
C-508 C-027



TYP SECTION STA 228+00 TO STA 244+00 1  
C-508 C-023



TYP SECTION STA 270+00 TO STA 272+50 4  
C-508 C-027



TYP SECTION STA 258+50 TO STA 264+00 2  
C-508 C-026

THE PREPARATION OF THIS DRAWING HAS BEEN FINANCED IN PART THROUGH A GRANT FROM THE U.S. DEPARTMENT OF TRANSPORTATION, FEDERAL TRANSIT ADMINISTRATION (FTA), UNDER THE FEDERAL TRANSIT ACT OF 1984, AS AMENDED, AND IN PART BY THE TAXES OF THE CITIZENS OF LOS ANGELES COUNTY AND OF THE STATE OF CALIFORNIA.							
REV	DATE	BY	APP	REQ NO	EXPIRES	SEAL HOLDER	DESCRIPTION

DESIGNED BY  
C. PETROV  
DRAWN BY  
O. STALLWORTH  
CHECKED BY  
F. NOURBAKHSH  
IN CHARGE  
G. HEAD  
DATE  
12-10-10

FOR REVIEW ONLY NOT FOR CONSTRUCTION  
LEE W ABRAMSON  
C44285

**M** Metro

LOS ANGELES COUNTY METROPOLITAN TRANSPORTATION AUTHORITY

**Hatch Mott MacDonald**

6101 W. Century Blvd. Suite 800 Los Angeles, CA 90045 Phone: 310-337-0500 Fax: 310-337-0042

BASE PROJECT  
CRENSHAW/LAX  
TRANSIT CORRIDOR PROJECT  
TYPICAL CROSS SECTIONS  
SHEET 9 OF 15

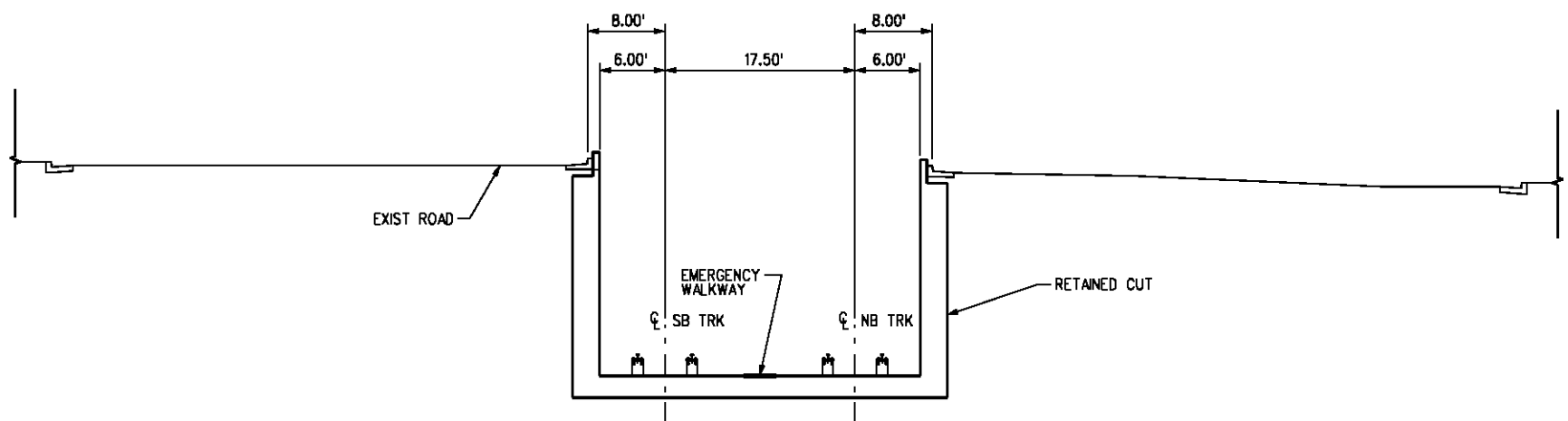
CONTRACT NO	E0117
DRAWING NO	C-508
SCALE	NTS
SHEET NO	213

c:\pwworking\hmm\vas55585\dms02831\CL5509.plg

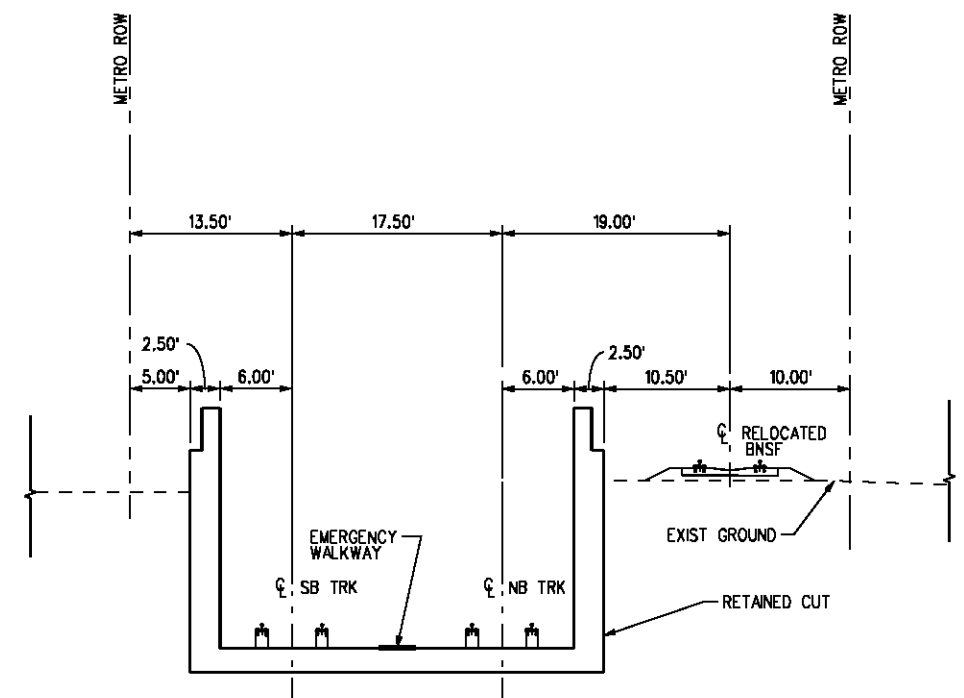
USER=VAS55585 5:00:06 PM 12/9/2010

Pentable-MTA.TBL

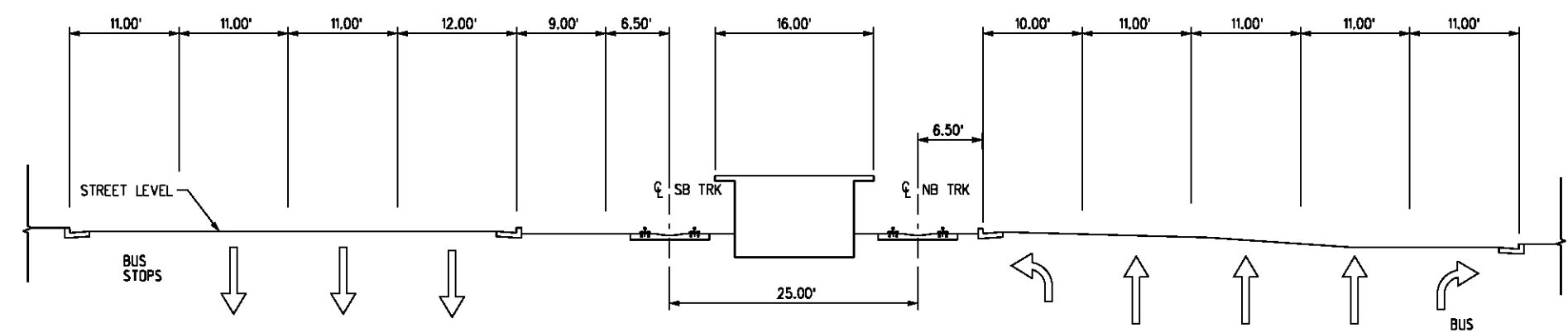
Plot Driver - pdf\_11x17\_rev1.plt



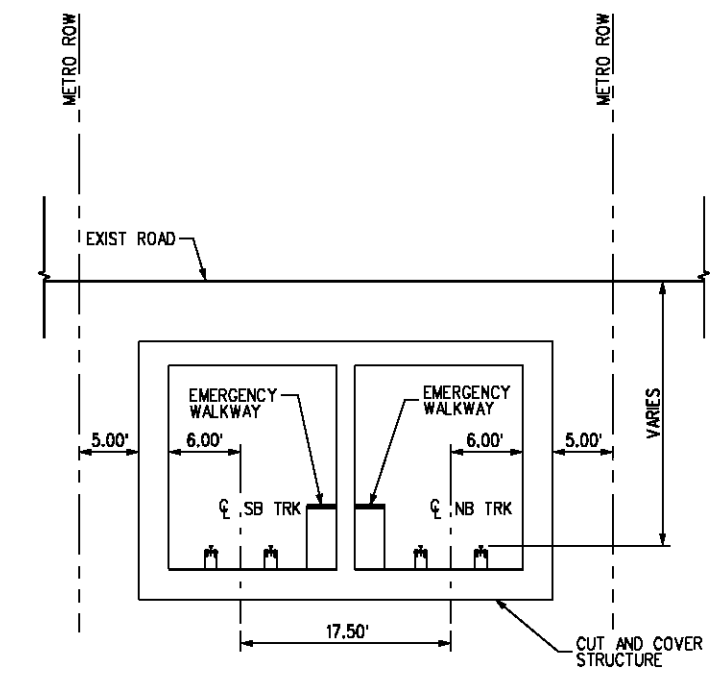
TYP SECTION STA 312+60 TO STA 316+66 3  
C-509 C-031



TYP SECTION STA 272+50 TO STA 278+90 1  
C-509 C-028



TYP SECTION STA 320+30.60 TO STA 323+00 4  
C-509 C-032



TYP SECTION STA 278+90 TO STA 312+60 2  
C-509 C-030

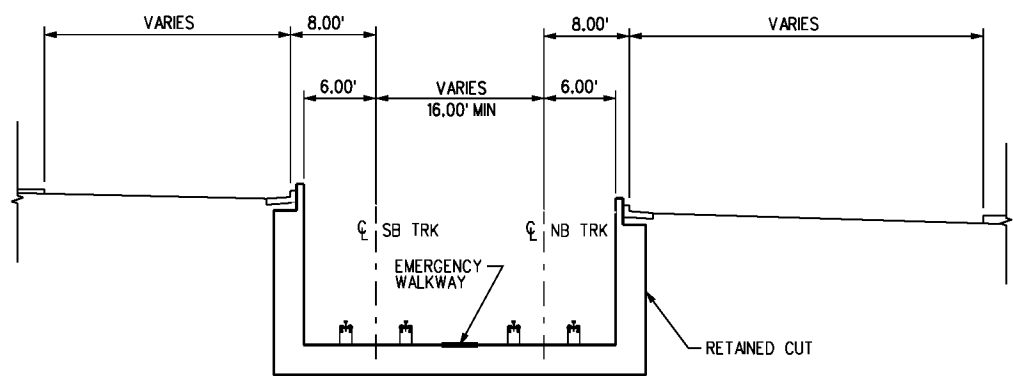
THE PREPARATION OF THIS DRAWING HAS BEEN FINANCED IN PART THROUGH A GRANT FROM THE U.S. DEPARTMENT OF TRANSPORTATION, FEDERAL TRANSIT ADMINISTRATION (FTA), UNDER THE FEDERAL TRANSIT ACT OF 1984, AS AMENDED, AND IN PART BY THE TAXES OF THE CITIZENS OF LOS ANGELES COUNTY AND OF THE STATE OF CALIFORNIA.							DESIGNED BY C. PETROV DRAWN BY D. STALLWORTH CHECKED BY F. NOURBAKHSH IN CHARGE G. HEAD DATE 12-10-10	FOR REVIEW ONLY NOT FOR CONSTRUCTION LEE W ABRAMSON C44285	  <small>6101 W. Century Blvd. Suite 800 Los Angeles, CA 90045 Phone: 310-337-0500 Fax: 310-337-0042</small>	BASE PROJECT <b>CRENSHAW/LAX</b> TRANSIT CORRIDOR PROJECT PROJECT CROSS-SECTIONS SHEET 10 OF 15	CONTRACT NO <b>E0117</b> DRAWING NO <b>C-509</b> SCALE <b>NTS</b> SHEET NO <b>214</b>
REV	DATE	BY	APP	REQ NO	EXPIRES	SEAL HOLDER	DESCRIPTION				

BASE PROJECT

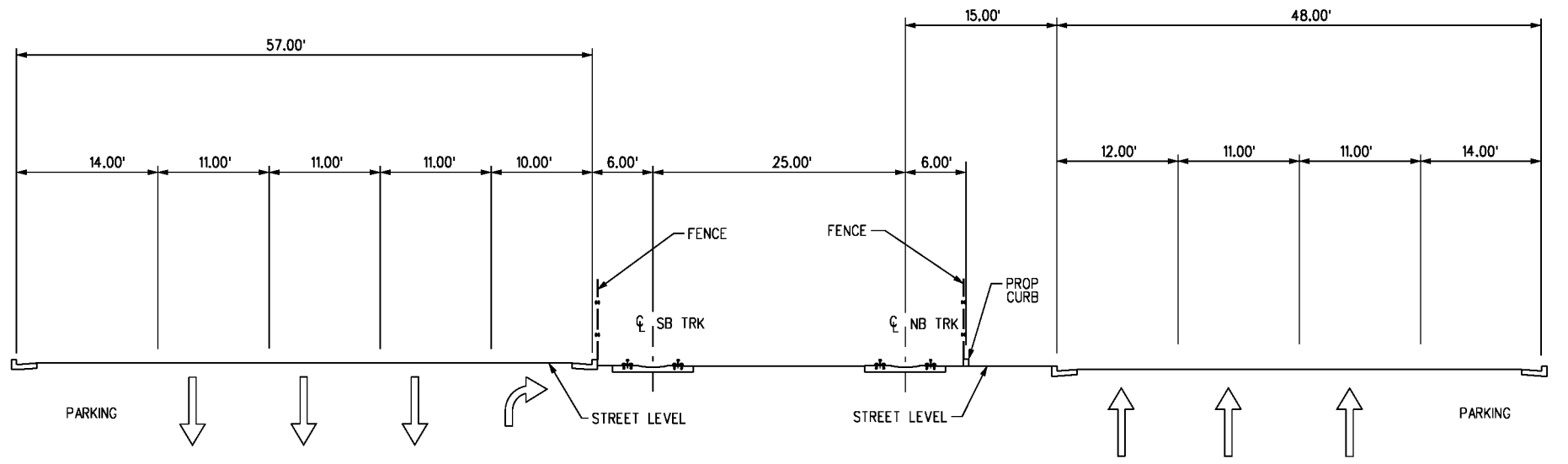
CRENSHAW/LAX  
TRANSIT CORRIDOR PROJECT  
PROJECT CROSS-SECTIONS  
SHEET 10 OF 15

CONTRACT NO	<b>E0117</b>
DRAWING NO	<b>C-509</b>
SCALE	<b>NTS</b>
SHEET NO	<b>214</b>

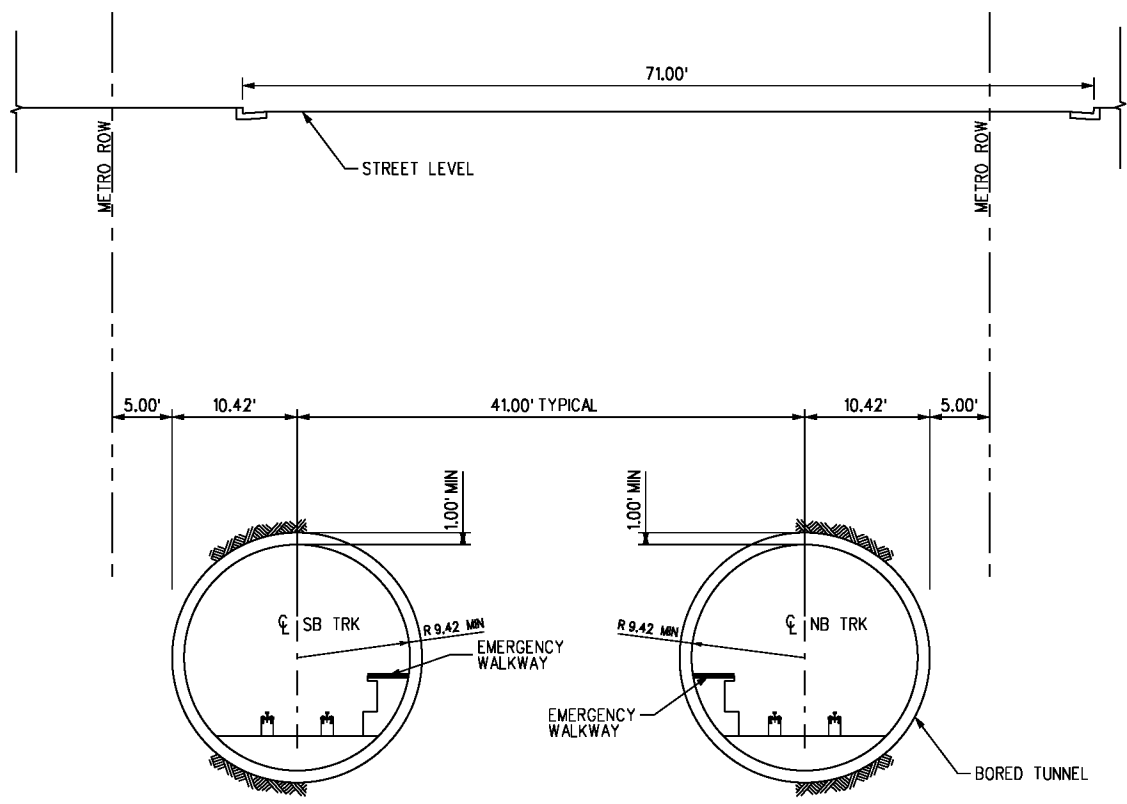
USER=st099999 4:43:34 PM 12/9/2010 c:\pwworking\hmm\st099999\dms02831\CL5510.plt  
 Pentable-MTA.TBL Plot Driver=pdf\_11x17\_rev1.plt



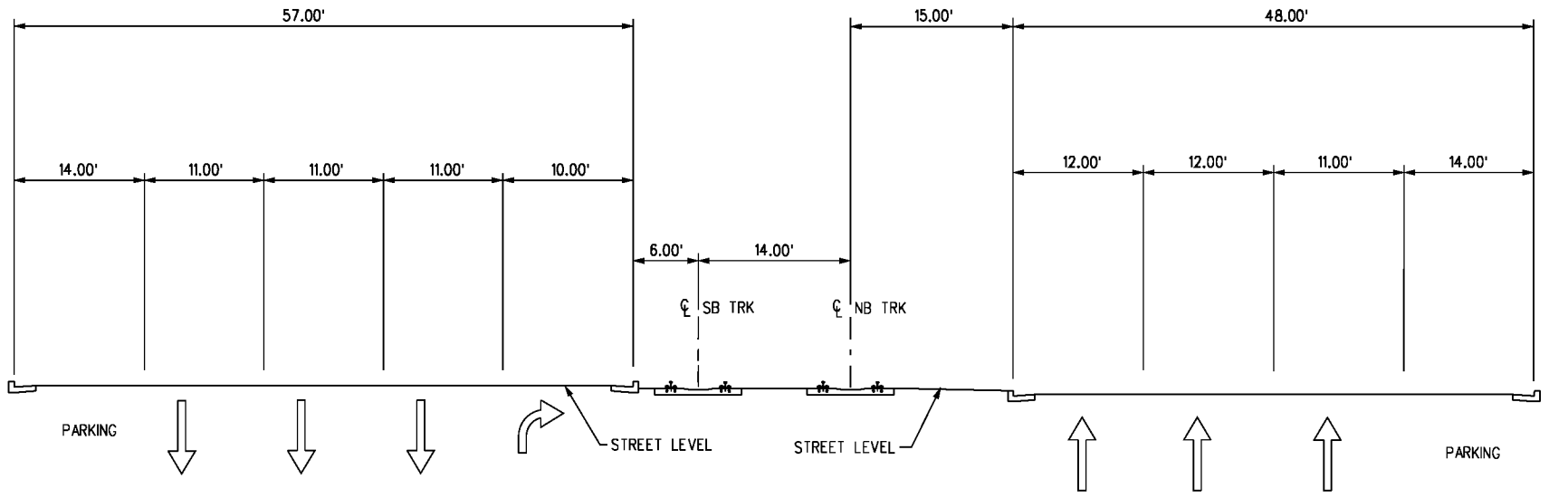
TYP SECTION STA 365+90 TO STA 371+80 3  
 C-510 C-037



TYP SECTION STA 325+00 TO STA 329+00 1  
 C-510 C-033



TYP SECTION STA 376+06 TO STA 401+78.03  
 AND STA 405+88.03 TO STA 440+61.40 4  
 C-510 C-039 C-043  
 C-040 C-044  
 C-041 C-045  
 C-042



TYP SECTION STA 334+00 TO STA 365+91.83 2  
 C-510 C-034

BASE PROJECT

CRENSHAW/LAX  
 TRANSIT CORRIDOR PROJECT  
 PROJECT CROSS-SECTIONS  
 SHEET 11 OF 15

CONTRACT NO	E0117
DRAWING NO	C-510
SCALE	NTS
SHEET NO	215

REV	DATE	BY	APP	REG NO	EXPIRES	SEAL HOLDER	DESCRIPTION

DESIGNED BY	C. PETROV
DRAWN BY	O. STALLWORTH
CHECKED BY	F. NOURBAKHS
IN CHARGE	G. HEAD
DATE	12-10-10

FOR REVIEW  
 ONLY NOT FOR  
 CONSTRUCTION  
 LEE W ABRAMSON  
 C44285

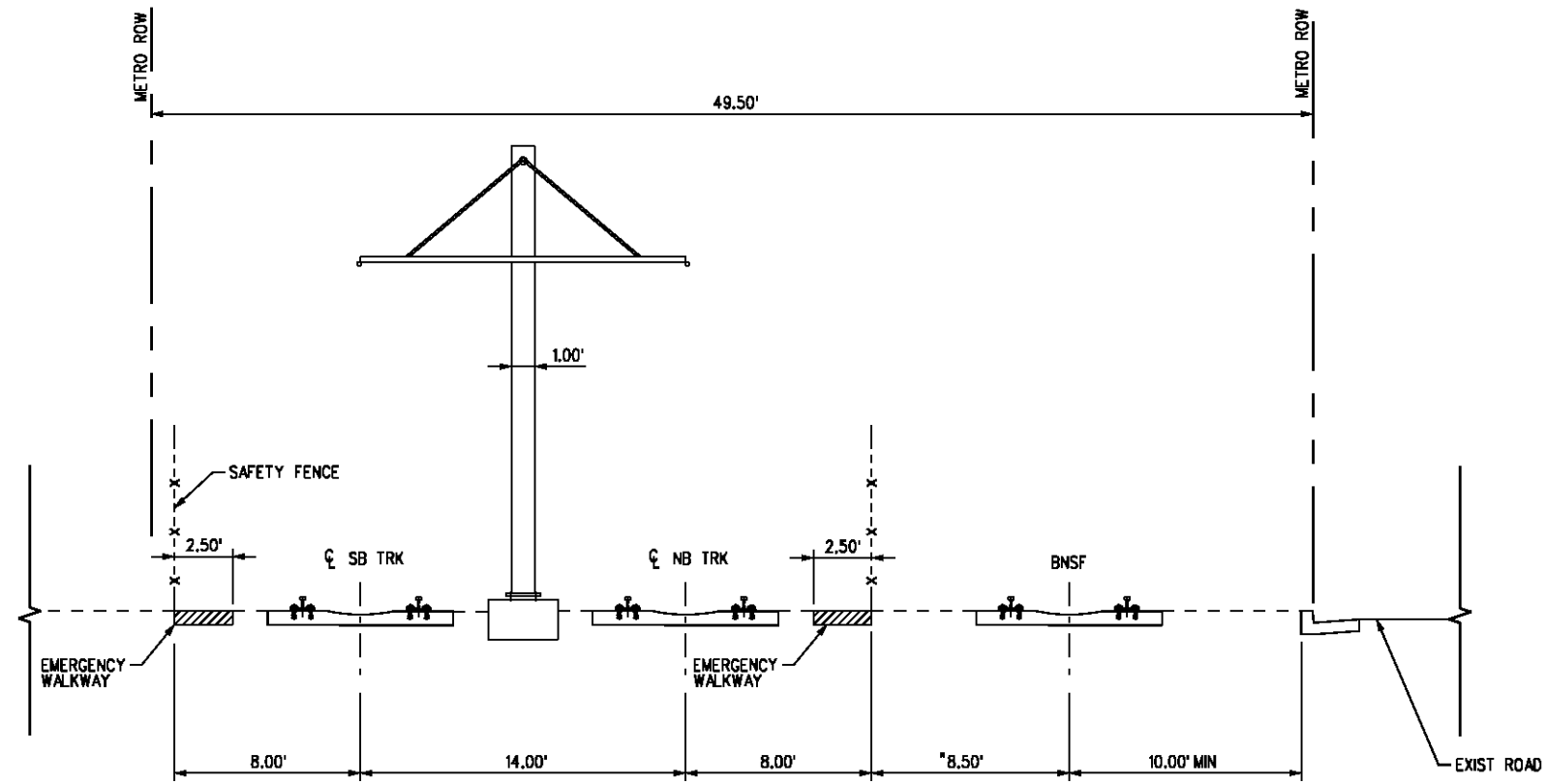
**LOS ANGELES COUNTY METROPOLITAN  
 TRANSPORTATION AUTHORITY**

**Hatch Mott  
 MacDonald**

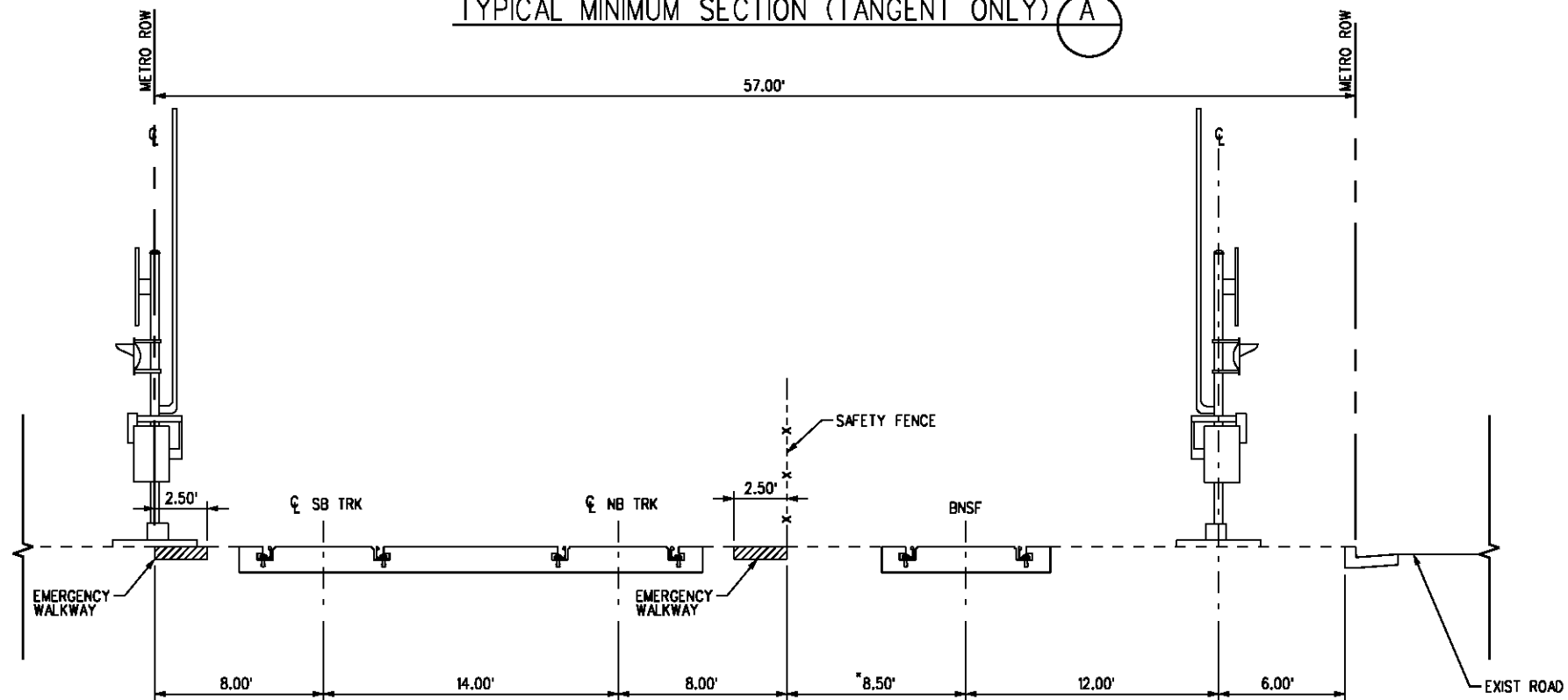
6151 W. Century Blvd.  
 Suite 800  
 Los Angeles, CA 90045  
 Phone: 310-337-0500  
 Fax: 310-337-0042



Plot Driver - pdf\_11x17\_rev1.plt  
 USER=CIB54384 4:47:20 PM 12/9/2010 c:\pwworking\hmm\job54384\dms02831\CL5512.plg



TYPICAL MINIMUM SECTION (TANGENT ONLY) (A)



TYPICAL AT-GRADE CROSSING (TANGENT ONLY) (B)

**NOTE:**

\* WIDEN TO 9.50' FOR CURVES



BASE PROJECT

THE PREPARATION OF THIS DRAWING HAS BEEN FINANCED IN PART THROUGH A GRANT FROM THE U.S. DEPARTMENT OF TRANSPORTATION, FEDERAL TRANSIT ADMINISTRATION (FTA), UNDER THE FEDERAL TRANSIT ACT OF 1984, AS AMENDED, AND IN PART BY THE TAXES OF THE CITIZENS OF LOS ANGELES COUNTY AND OF THE STATE OF CALIFORNIA.

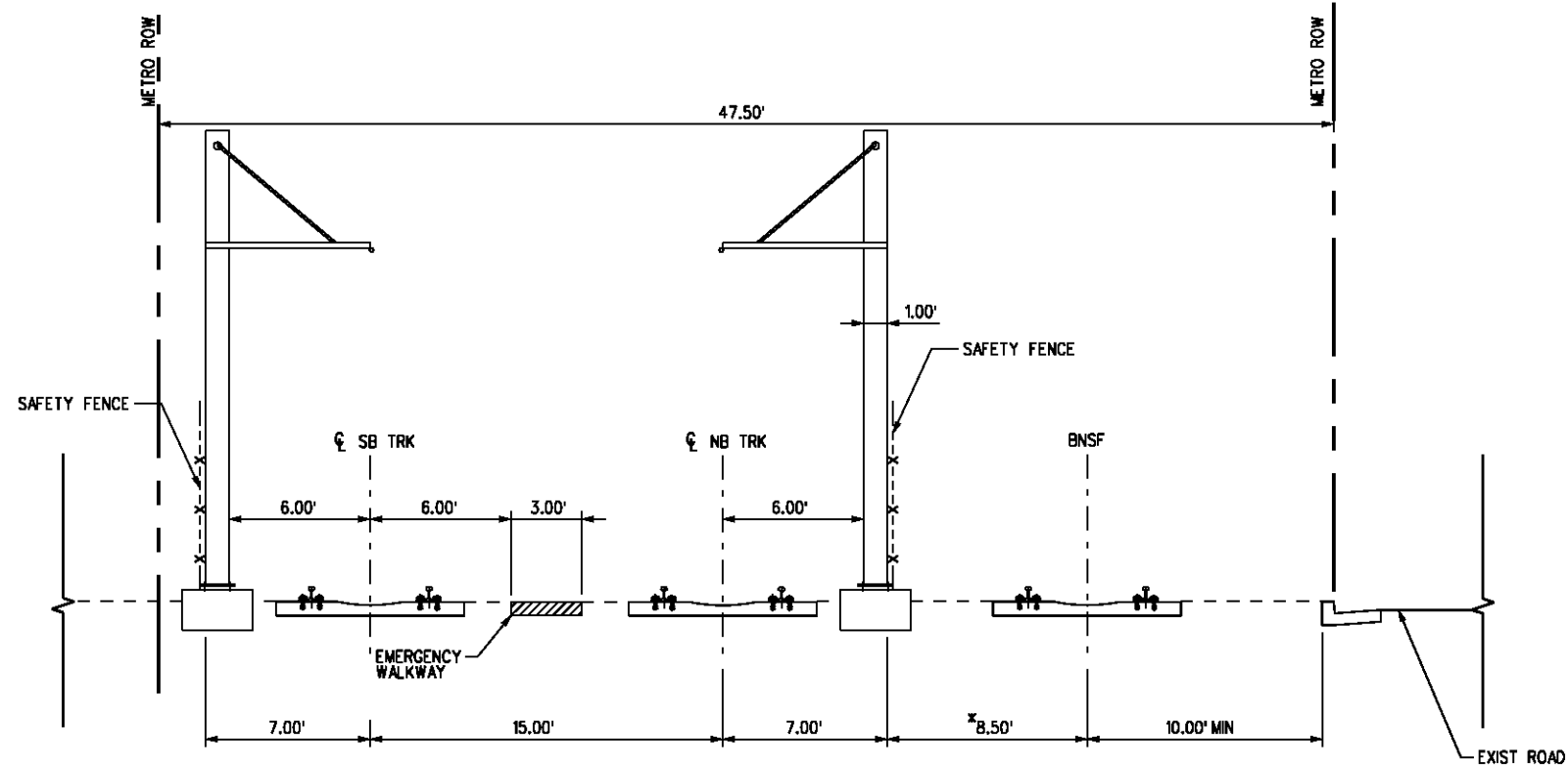
REV	DATE	BY	APP	REQ NO	EXPIRES	SEAL HOLDER	DESCRIPTION

DESIGNED BY  
C. PETROV  
 DRAWN BY  
O. STALLWORTH  
 CHECKED BY  
F. NOURBAKHSH  
 IN CHARGE  
G. HEAD  
 DATE  
12-10-10

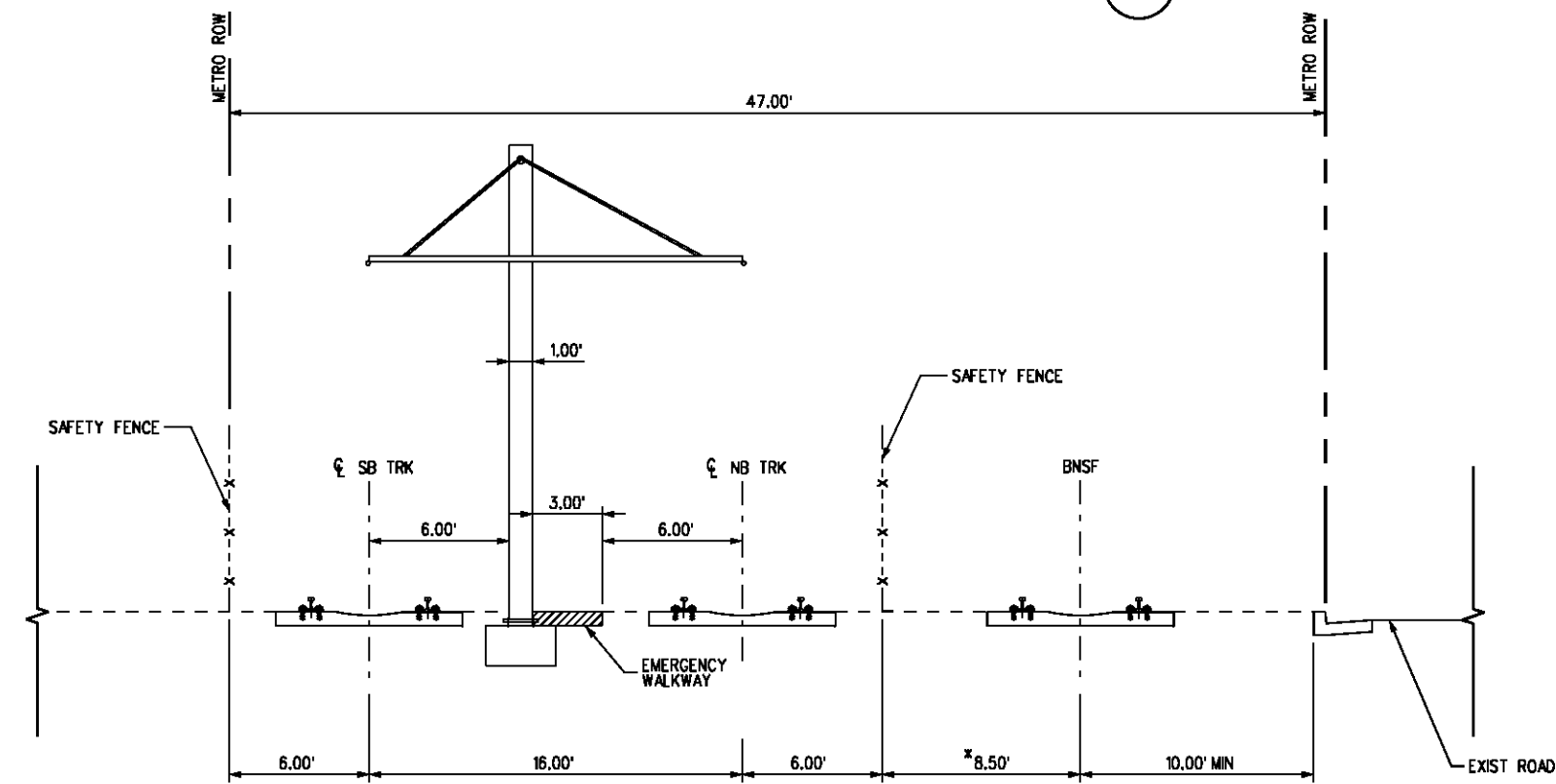
FOR REVIEW  
ONLY NOT FOR  
CONSTRUCTION  
LEE W ABRAMSON  
C44285


**LOS ANGELES COUNTY METROPOLITAN TRANSPORTATION AUTHORITY**  

 6101 W. Century Blvd.  
Suite 800  
Los Angeles, CA 90045  
Phone: 310-337-0500  
Fax: 310-337-0042

<b>CRENSHAW/LAX TRANSIT CORRIDOR PROJECT</b> TYPICAL CROSS-SECTIONS SHEET 13 OF 15		CONTRACT NO <b>E0117</b>
DRAWING NO <b>C-512</b>	REV	SCALE <b>NTS</b>
SHEET NO <b>217</b>		



TYPICAL MINIMUM SECTION (TANGENT ONLY) (C)



TYPICAL MINIMUM SECTION (TANGENT ONLY) (D)

NOTE:  
\* WIDEN TO 9.50' FOR CURVES

BASE PROJECT

THE PREPARATION OF THIS DRAWING HAS BEEN FINANCED IN PART THROUGH A GRANT FROM THE U.S. DEPARTMENT OF TRANSPORTATION, FEDERAL TRANSIT ADMINISTRATION (FTA), UNDER THE FEDERAL TRANSIT ACT OF 1984, AS AMENDED, AND IN PART BY THE TAXES OF THE CITIZENS OF LOS ANGELES COUNTY AND OF THE STATE OF CALIFORNIA.							
REV	DATE	BY	APP	REQ NO	EXPIRES	SEAL HOLDER	DESCRIPTION

DESIGNED BY  
C. PETROV  
DRAWN BY  
O. STALLWORTH  
CHECKED BY  
F. NOURBAKHSH  
IN CHARGE  
G. HEAD  
DATE  
12-10-10

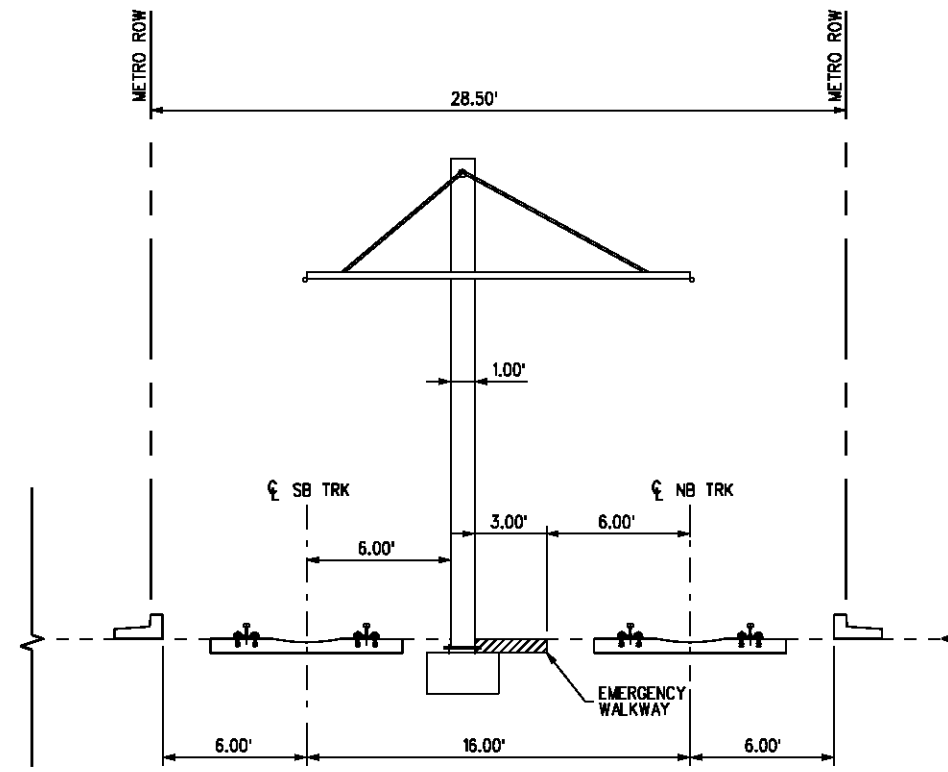
FOR REVIEW ONLY NOT FOR CONSTRUCTION  
LEE W ABRAMSON  
C44285

**M** Metro LOS ANGELES COUNTY METROPOLITAN TRANSPORTATION AUTHORITY

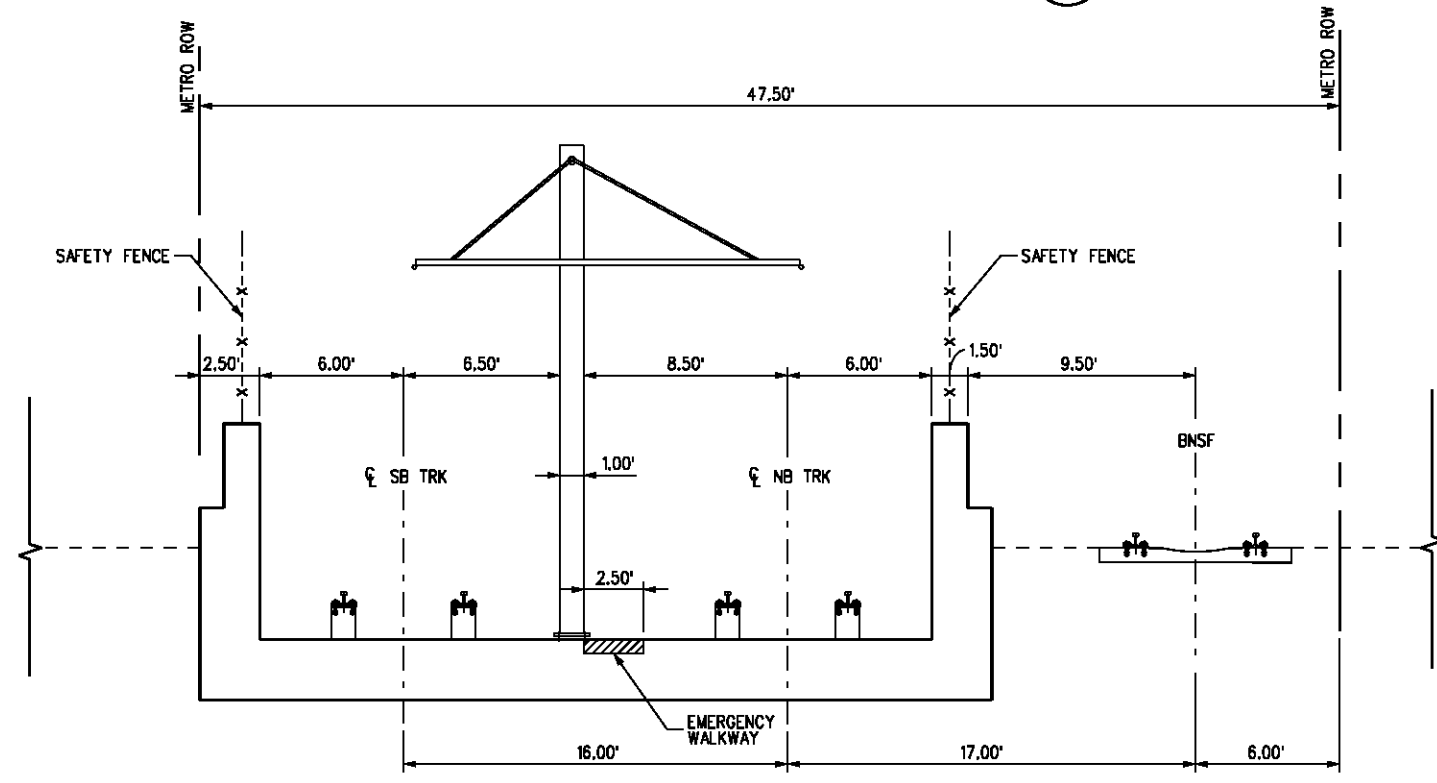
**Hatch Mott MacDonald**  
6101 W. Century Blvd. Suite 800 Los Angeles, CA 90045  
Phone: 310-337-0500 Fax: 310-337-0042

CRENSHAW/LAX TRANSIT CORRIDOR PROJECT  
TYPICAL CROSS-SECTIONS  
SHEET 14 OF 15

CONTRACT NO	E0117
DRAWING NO	C-513
SCALE	NTS
SHEET NO	218



TYPICAL MINIMUM SECTION (TANGENT ONLY) (E)



TYPICAL SECTION AT U-WALL (TANGENT ONLY) (F)

NOTE:  
\* WIDEN TO 9.50' FOR CURVES

BASE PROJECT

THE PREPARATION OF THIS DRAWING HAS BEEN FINANCED IN PART THROUGH A GRANT FROM THE U.S. DEPARTMENT OF TRANSPORTATION, FEDERAL TRANSIT ADMINISTRATION (FTA), UNDER THE FEDERAL TRANSIT ACT OF 1984, AS AMENDED, AND IN PART BY THE TAXES OF THE CITIZENS OF LOS ANGELES COUNTY AND OF THE STATE OF CALIFORNIA.							
REV	DATE	BY	APP	REQ NO	EXPIRES	SEAL HOLDER	DESCRIPTION

DESIGNED BY  
C. PETROV  
DRAWN BY  
O. STALLWORTH  
CHECKED BY  
F. NOURBAKHSH  
IN CHARGE  
G. HEAD  
DATE  
12-10-10


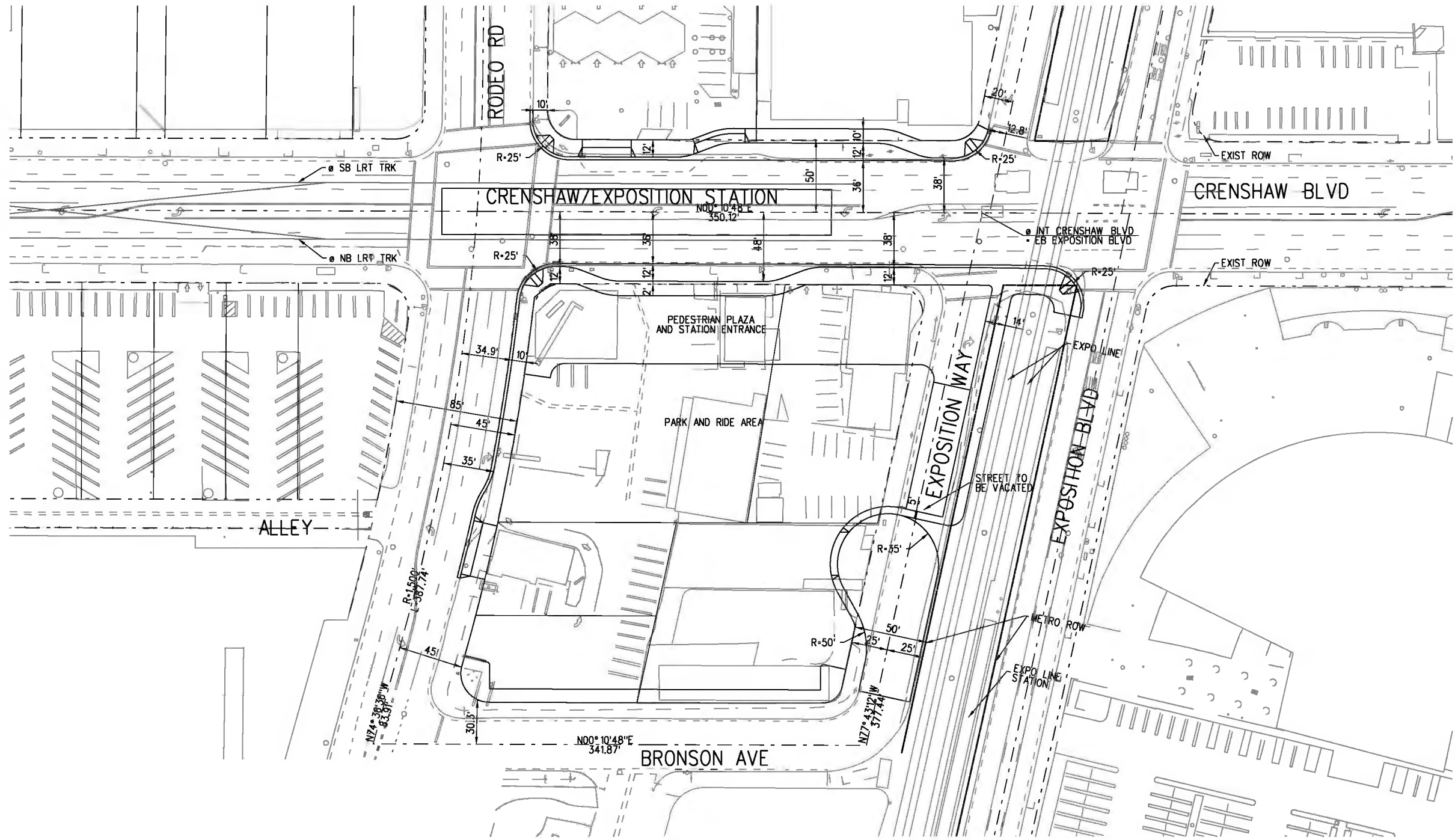
FOR REVIEW ONLY NOT FOR CONSTRUCTION  
LEE W ABRAMSON  
C44285

**M** Metro LOS ANGELES COUNTY METROPOLITAN TRANSPORTATION AUTHORITY

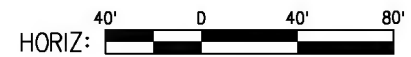
**Hatch Mott MacDonald**  
6101 W. Century Blvd. Suite 800  
Los Angeles, CA 90045  
Phone: 310-337-0500 Fax: 310-337-0042

CRENSHAW/LAX TRANSIT CORRIDOR PROJECT  
TYPICAL CROSS-SECTIONS  
SHEET 15 OF 15

CONTRACT NO	E0117
DRAWING NO	C-514
SCALE	NTS
SHEET NO	219



**PLAN**



G:\veys-feir\Street Closures\CL526.plg  
 USER=SOL57960 9:53:16 AM 8/19/2011  
 Pentable-MTA.TBL  
 Plot Driver=pdf\_11x17\_rev1.plt

REV	DATE	BY	APP	REG NO	EXPIRES	SEAL HOLDER	DESCRIPTION

DESIGNED BY  
 A. VIVAR  
 DRAWN BY  
 C. SERRANO  
 CHECKED BY  
 J. LEVY  
 IN CHARGE  
 G. HEAD  
 DATE  
 08-15-11

FOR REVIEW  
 ONLY NOT FOR  
 CONSTRUCTION  
 LEE W ABRAMSON  
 C44285


**LOS ANGELES COUNTY METROPOLITAN  
 TRANSPORTATION AUTHORITY**  

 6151 W. Century Blvd.  
 Suite 800  
 Los Angeles, CA 90045  
 Phone: 310-337-0500  
 Fax: 310-337-0042

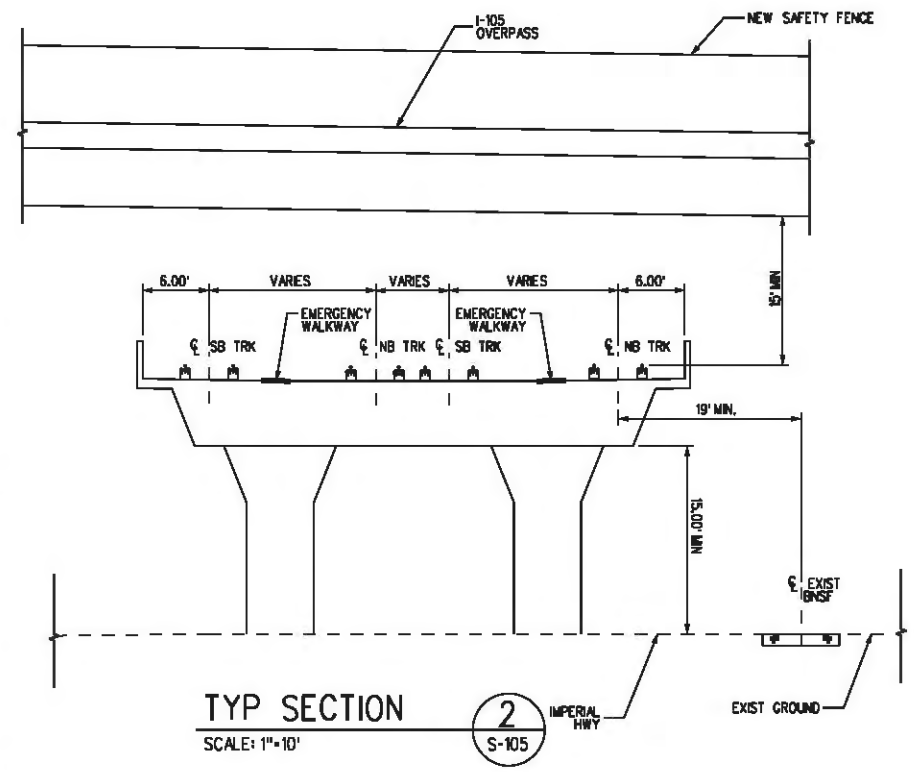
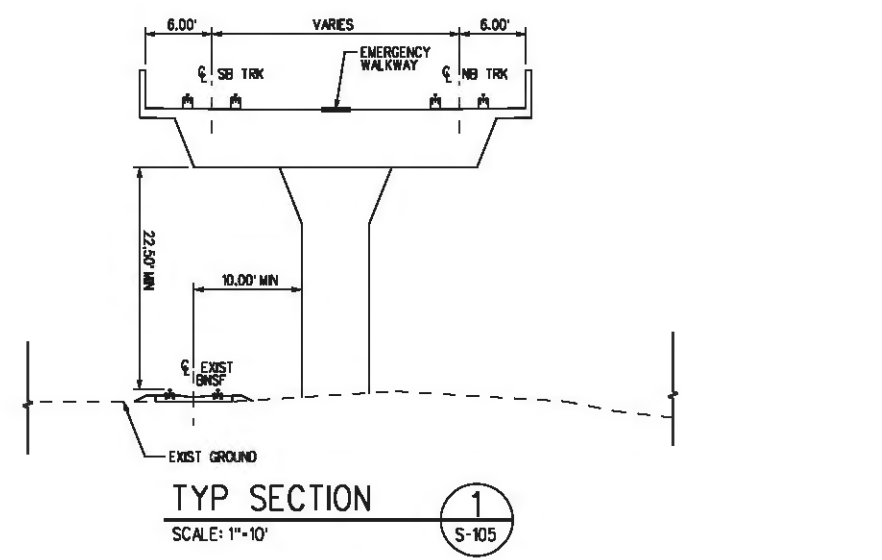
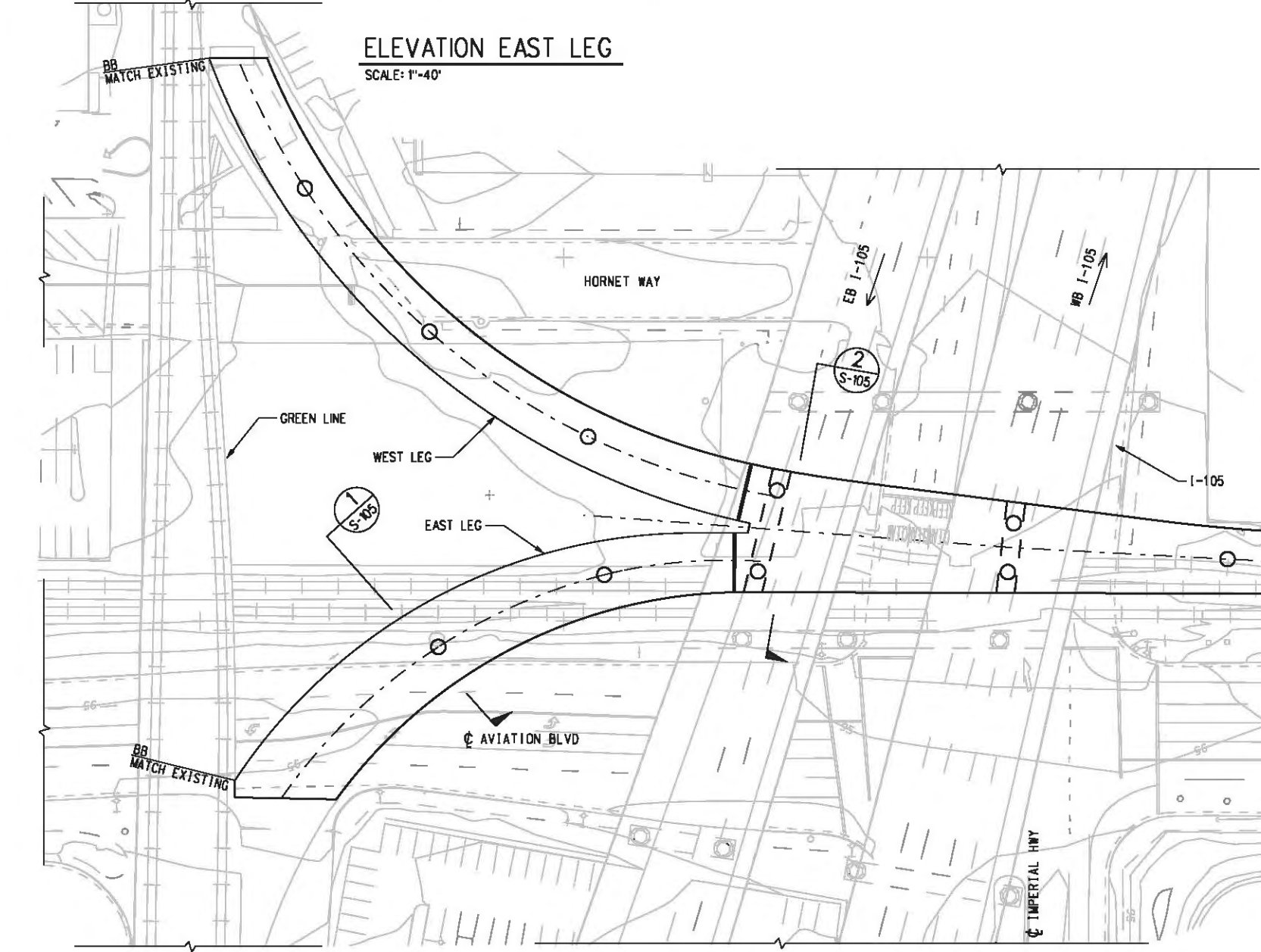
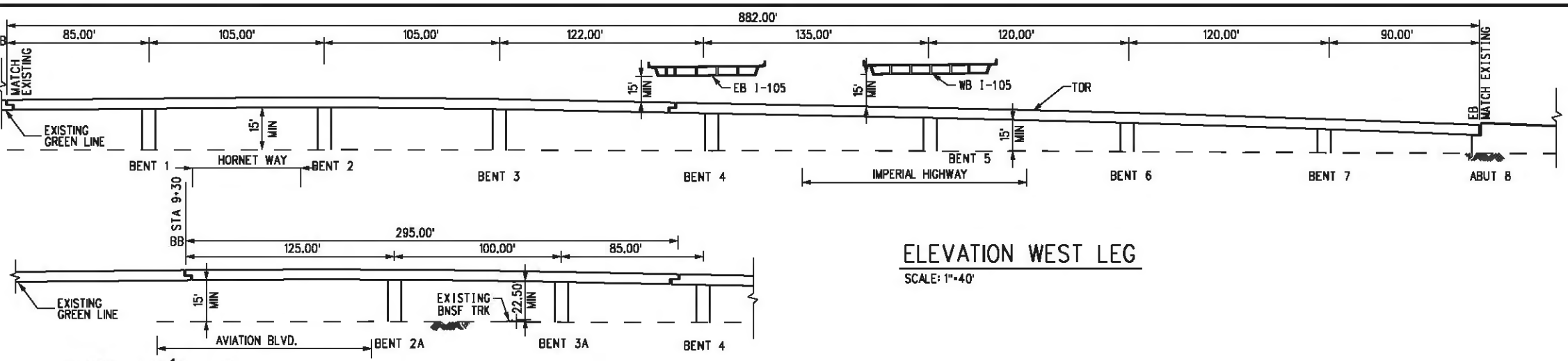

**IBI  
 GROUP**

**CRENSHAW/LAX  
 TRANSIT CORRIDOR PROJECT  
 STREET MODIFICATION PLAN  
 PLAN LAYOUT  
 CRENSHAW BLVD AND EXPOSITION WAY  
 PROPOSED CLOSURE EXHIBIT**

CONTRACT NO	E0117
DRAWING NO	C-515
SCALE	1" = 40'
SHEET NO	219A



Plot Driver - pdf\_11x17\_rev1.plt  
 Pentable-MTA.TBL  
 USER-sto99999 4:50:54 PM 12/9/2010 c:\pwworking\hmm\st99999\dms02831\CL\S105.PLC



**PLAN**  
SCALE: 1"=40'

BASE PROJECT

**CRENSHAW/LAX  
 TRANSIT CORRIDOR PROJECT**  
 INTERSTATE 105 UNDERCROSSING  
 GENERAL PLAN

CONTRACT NO	E0117
DRAWING NO	S-105
SCALE	AS SHOWN
SHEET NO	266

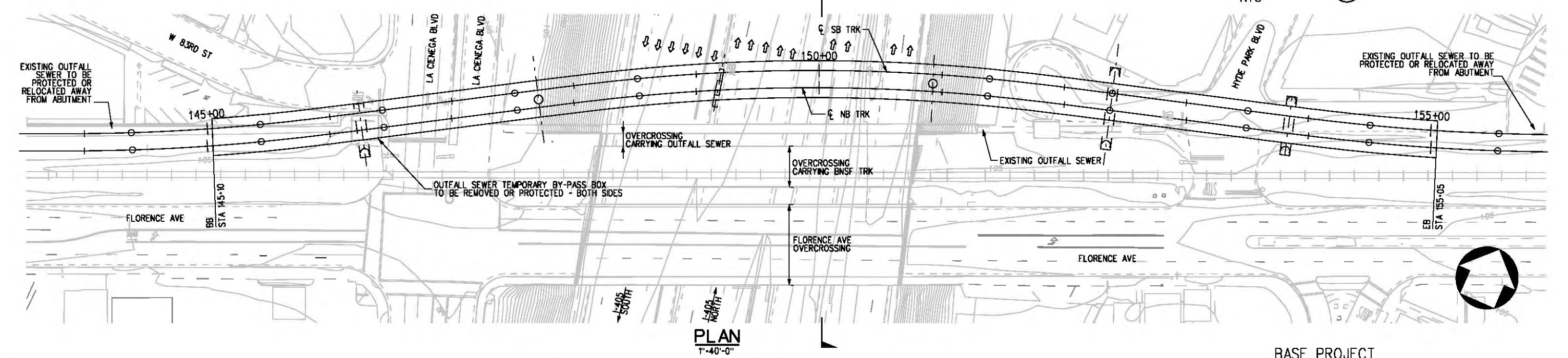
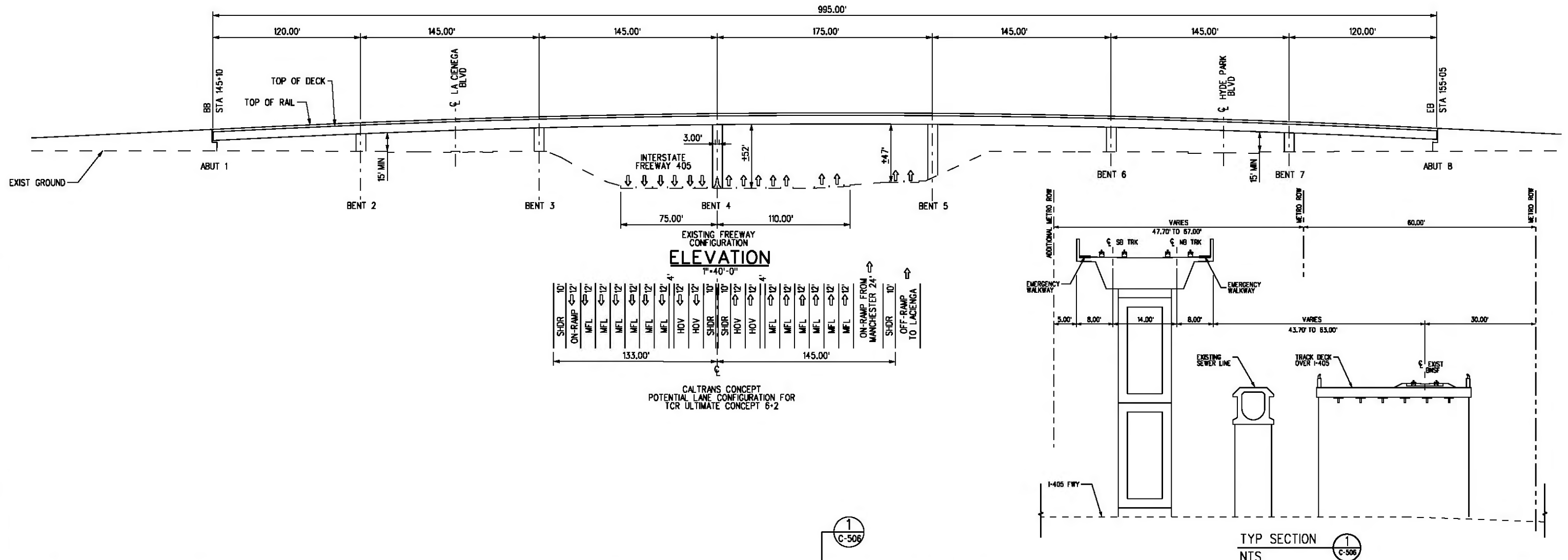
REV	DATE	BY	APP	REQ NO	EXPIRES	SEAL HOLDER	DESCRIPTION

DESIGNED BY  
 C. PETROV  
 DRAWN BY  
 Y. TANG  
 CHECKED BY  
 F. NOURBAKHSH  
 IN CHARGE  
 G. HEAD  
 DATE  
 12-10-10

FOR REVIEW  
 ONLY NOT FOR  
 CONSTRUCTION  
 LEE W ABRAMSON  
 C44285

**LOS ANGELES COUNTY METROPOLITAN  
 TRANSPORTATION AUTHORITY**  
**Hatch Mott  
 MacDonald**  
611 W. Century Blvd.  
 Suite 800  
 Los Angeles, CA 90045  
 Phone: 310-337-0500  
 Fax: 310-337-0042

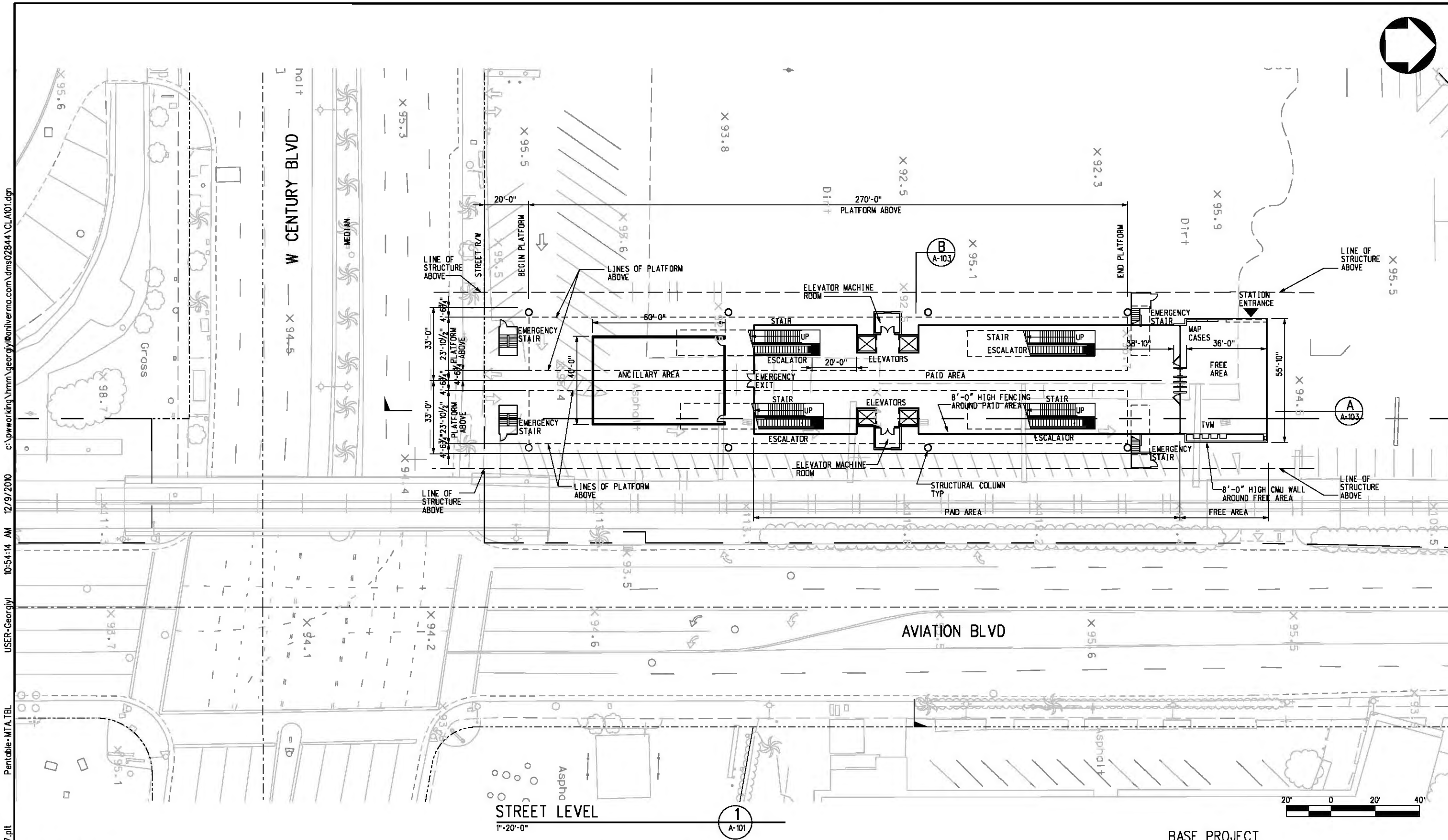
USER-sto99999 10:11:10 PM 11/30/2010 c:\pwworking\hmm\stog99999\dms02831\CL5405.plt  
 Pentable-MTA.TBL  
 Plot Driver - pdf\_11x17\_rev1.plt



BASE PROJECT  
**CRENSHAW/LAX**  
**TRANSIT CORRIDOR PROJECT**  
**GENERAL PLAN**  
**INTERSTATE 405 OVERCROSSING**  
 CONTRACT NO. **E0117**  
 DRAWING NO. **S-405** REV **0**  
 SCALE **AS SHOWN**  
 SHEET NO. **267**

THE PREPARATION OF THIS DRAWING HAS BEEN FINANCED IN PART THROUGH A GRANT FROM THE U.S. DEPARTMENT OF TRANSPORTATION, FEDERAL TRANSIT ADMINISTRATION (FTA), UNDER THE FEDERAL TRANSIT ACT OF 1984, AS AMENDED, AND IN PART BY THE TAXES OF THE CITIZENS OF LOS ANGELES COUNTY AND OF THE STATE OF CALIFORNIA.							
REV	DATE	BY	APP	REG NO	EXPIRES	SEAL HOLDER	DESCRIPTION

DESIGNED BY C. PETROV  
 DRAWN BY C. NATHAN  
 CHECKED BY F. NOURBAKHSH  
 IN CHARGE G. HEAD  
 DATE 12-10-10  
 FOR REVIEW ONLY NOT FOR CONSTRUCTION  
**LEE W ABRAMSON**  
**C44285**  
**Metro**  
**LOS ANGELES COUNTY METROPOLITAN TRANSPORTATION AUTHORITY**  
**Hatch Mott MacDonald**  
 6101 W. Century Blvd. Suite 800 Los Angeles, CA 90045 Phone: 310-337-0500 Fax: 310-337-0042




Plot Driver: printer\_11x17.plt  
 Pentable: MTA.TBL  
 USER: Georgiy  
 10:54:14 AM 12/9/2010  
 c:\pwworking\hmm\georgiy\anilverma.com\dms02844\CL.A101.dgn

REV	DATE	BY	APP	REG NO	EXPIRES	SEAL HOLDER	DESCRIPTION

DESIGNED BY  
 S. DEBATH  
 DRAWN BY  
 H. ANGELES  
 CHECKED BY  
 M. PEKA  
 IN CHARGE  
 A. VERMA  
 DATE  
 12-10-10

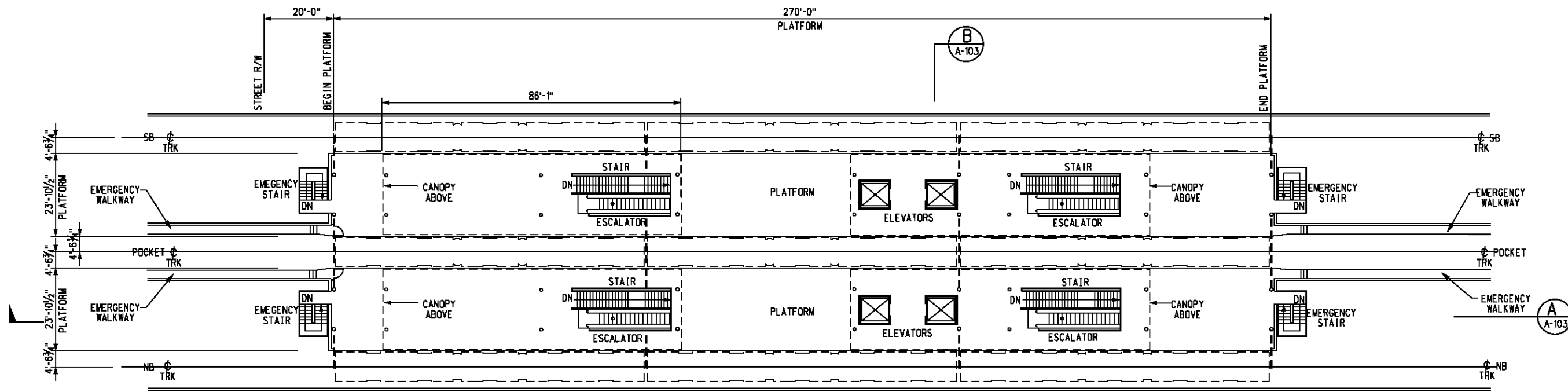

FOR REVIEW  
 ONLY NOT FOR  
 CONSTRUCTION  
 LEE W ABRAMSON  
 C44285



**LOS ANGELES COUNTY METROPOLITAN  
 TRANSPORTATION AUTHORITY**  
 6151 W. Century Blvd.  
 Suite 800  
 Los Angeles, CA 90045  
 Phone: 310-337-0500  
 Fax: 310-337-0042

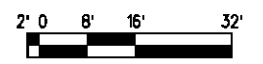
**BASE PROJECT**  
**CRENSHAW/LAX  
 TRANSIT CORRIDOR PROJECT**  
**AVIATION/CENTURY AERIAL STATION**  
**STREET LEVEL**

CONTRACT NO  
**E0117**  
 DRAWING NO  
**A-101**  
 SCALE  
**1"=20'-0"**  
 SHEET NO  
**268**



PLATFORM LEVEL PLAN  
1/16"=1'-0"

1  
A-102



BASE PROJECT  
CRENSHAW/LAX  
TRANSIT CORRIDOR PROJECT  
AVIATION/CENTURY AERIAL STATION  
PLATFORM LEVEL

CONTRACT NO	E0117
DRAWING NO	A-102
SCALE	1/16"=1'-0"
SHEET NO	269

USER=Georgiy 10:57:22 AM 12/9/2010 c:\pwworking\hmm\georgiy\banilverma.com\dms02844\CL102.dgn  
 Pentable-MTA.TBL  
 Plot Driver=printer\_11x17.plt

REV	DATE	BY	APP	REG NO	EXPIRES	SEAL HOLDER	DESCRIPTION

DESIGNED BY  
S. DEBATH  
 DRAWN BY  
H. ANGELES  
 CHECKED BY  
M. PEKA  
 IN CHARGE  
A. VERMA  
 DATE  
12-10-10

FOR REVIEW  
ONLY NOT FOR  
CONSTRUCTION  
LEE W ABRAMSON  
C44285

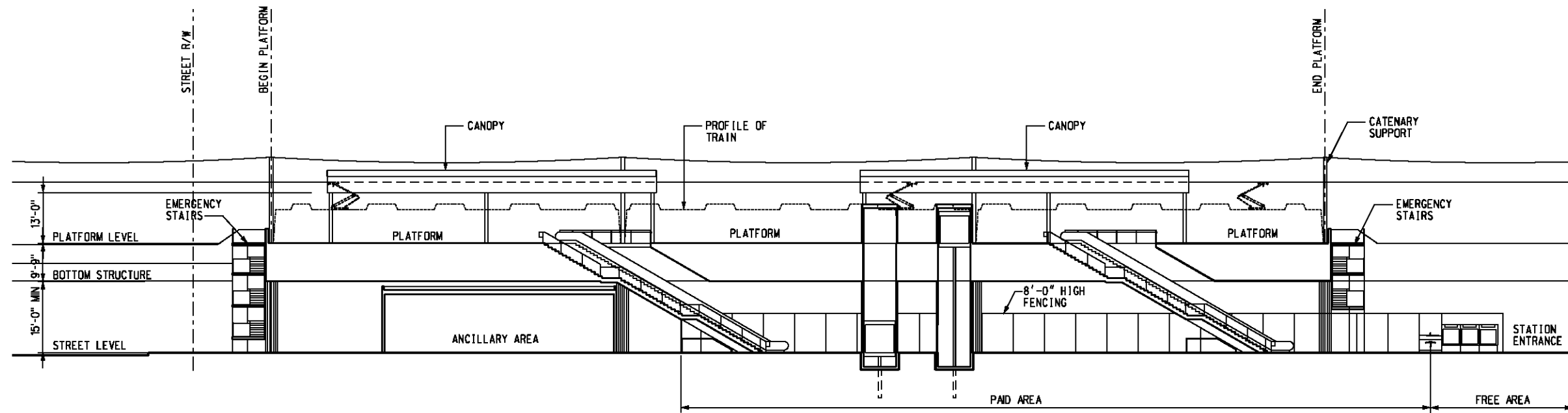
**LOS ANGELES COUNTY METROPOLITAN TRANSPORTATION AUTHORITY**  

 6151 W. Century Blvd.  
Suite 800  
Los Angeles, CA 90045  
Phone: 310-337-0500  
Fax: 310-337-0042

**Anil Verma Associates, Inc.**  
 444 BROADWAY STREET, SUITE 400, LOS ANGELES, CA, 90071

THE PREPARATION OF THIS DRAWING HAS BEEN FINANCED IN PART THROUGH A GRANT FROM THE U.S. DEPARTMENT OF TRANSPORTATION, FEDERAL TRANSIT ADMINISTRATION (FTA), UNDER THE FEDERAL TRANSIT ACT OF 1984, AS AMENDED, AND IN PART BY THE TAXES OF THE CITIZENS OF LOS ANGELES COUNTY AND OF THE STATE OF CALIFORNIA.



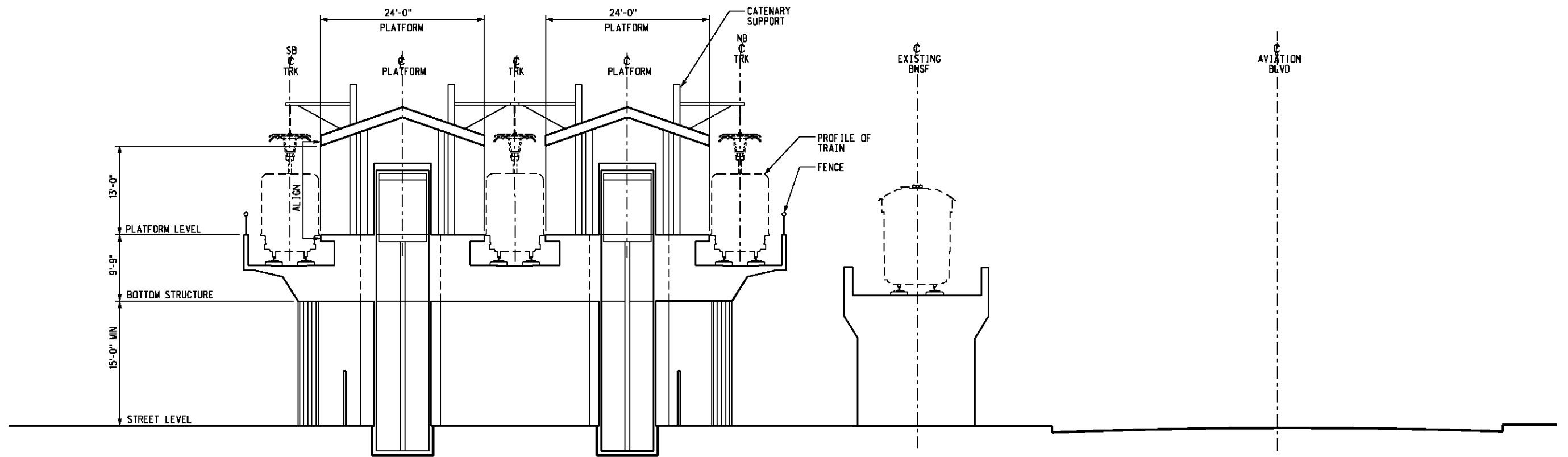
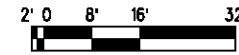


SECTION

1/8"=1'-0"

A  
A-103

A-101  
A-102



SECTION

1/8"=1'-0"

B  
A-103

A-101  
A-102



BASE PROJECT

CRENSHAW/LAX  
TRANSIT CORRIDOR PROJECT  
AVIATION/CENTURY AERIAL STATION

SECTIONS

CONTRACT NO	E0117
DRAWING NO	A-103
SCALE	AS NOTED
SHEET NO	270

c:\pwworking\hmm\georgiy\baniliverma.com\dms02844\CL103.dgn  
 USER=Georgiy  
 12/9/2010 11:02:22 AM  
 Pentable-MTA.TBL  
 Plot Driver=printer\_11x17.plt

DESIGNED BY	S. DEBNATH
DRAWN BY	H. ANGELES
CHECKED BY	M. PEIKA
IN CHARGE	A. VERMA
DATE	12-10-10

REV	DATE	BY	APP	REG NO	EXPIRES	SEAL HOLDER	DESCRIPTION

FOR REVIEW  
ONLY NOT FOR  
CONSTRUCTION  
LEE W ABRAMSON  
C44285



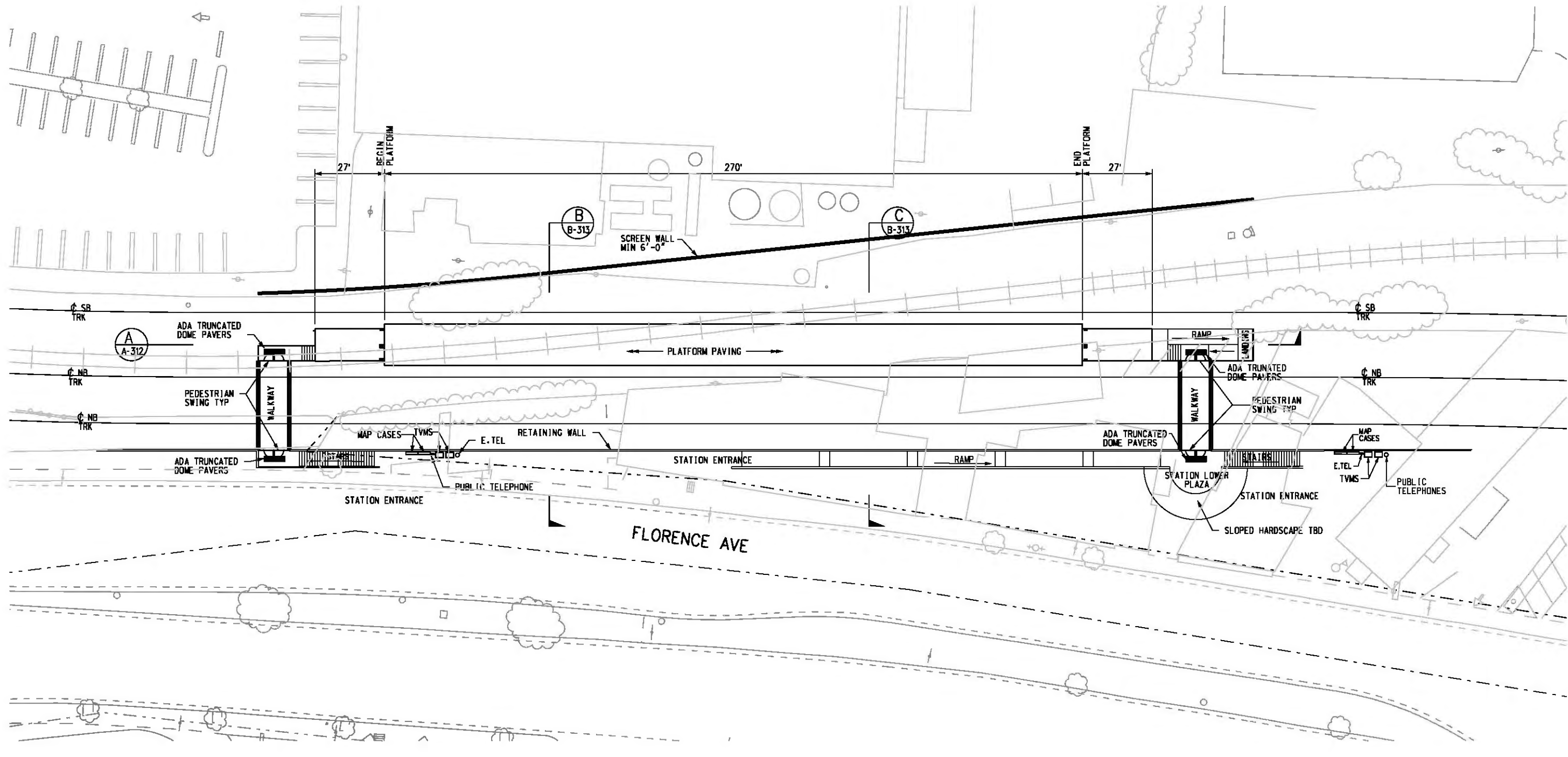

LOS ANGELES COUNTY METROPOLITAN  
TRANSPORTATION AUTHORITY



6151 W. Century Blvd.  
Suite 800  
Los Angeles, CA 90045  
Phone: 310-337-0500  
Fax: 310-337-0042



THE PREPARATION OF THIS DRAWING HAS BEEN FINANCED IN PART THROUGH A GRANT FROM THE U.S. DEPARTMENT OF TRANSPORTATION, FEDERAL TRANSIT ADMINISTRATION (FTA), UNDER THE FEDERAL TRANSIT ACT OF 1984, AS AMENDED, AND IN PART BY THE TAXES OF THE CITIZENS OF LOS ANGELES COUNTY AND OF THE STATE OF CALIFORNIA.



**SITE PLAN**  
1"=20'-0"



Plot Driver - pdf\_11x17\_rev1.plt  
 Pentable-MTA.tbl  
 USER=CIB54384 10:06:18 AM 8/22/2011 J:\Feis-fei\Architectural\CLA311.dgn

THE PREPARATION OF THIS DRAWING HAS BEEN FINANCED IN PART THROUGH A GRANT FROM THE U.S. DEPARTMENT OF TRANSPORTATION (FTA), UNDER THE FEDERAL TRANSIT ACT OF 1984, AS AMENDED, AND IN PART BY THE TAXES OF THE CITIZENS OF LOS ANGELES COUNTY AND OF THE STATE OF CALIFORNIA.							
REV	DATE	BY	APP	REG NO	EXPIRES	SEAL HOLDER	DESCRIPTION

DESIGNED BY  
S. DEBATH  
 DRAWN BY  
G. LEVOSHOV  
 CHECKED BY  
M. PEKA  
 IN CHARGE  
A. VERMA  
 DATE  
08-12-11

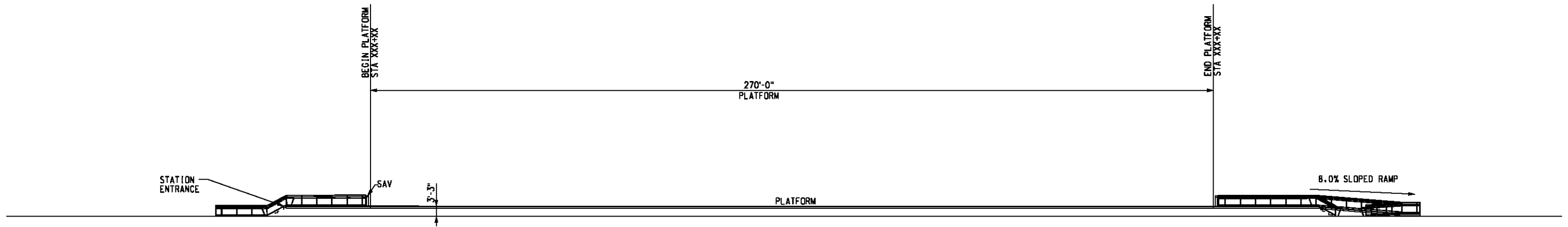
FOR REVIEW ONLY NOT FOR CONSTRUCTION  
 LEE W ABRAMSON  
 C44285



**LOS ANGELES COUNTY METROPOLITAN TRANSPORTATION AUTHORITY**  
 6101 W. Century Blvd. Suite 800  
 Los Angeles, CA 90045  
 Phone: 310-337-0500 Fax: 310-337-0042  
**Anil Verma Associates, Inc.**  
 444 SOUTH FLORENCE STREET, SUITE 2000 LOS ANGELES, CA 90007

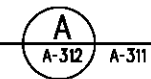
**CRENSHAW/LAX TRANSIT CORRIDOR PROJECT**  
**FLORENCE/LA BREA AT GRADE STATION**  
**SITE PLAN**

CONTRACT NO	E0117
DRAWING NO	A-311
SCALE	1"=20'-0"
SHEET NO	271



PLATFORM ELEVATION

1/16" = 1'-0"



G:\feis-feir\Architectural\CL A312.dgn

USER-SOL57960 9:03:57 AM 8/19/2011

Pentable-MTA.TBL


Plot Driver - pdf\_11x17\_rev1.plt

THE PREPARATION OF THIS DRAWING HAS BEEN FINANCED IN PART THROUGH A GRANT FROM THE U.S. DEPARTMENT OF TRANSPORTATION, FEDERAL TRANSIT ADMINISTRATION (FTA), UNDER THE FEDERAL TRANSIT ACT OF 1984, AS AMENDED, AND IN PART BY THE TAXES OF THE CITIZENS OF LOS ANGELES COUNTY AND OF THE STATE OF CALIFORNIA.

REV	DATE	BY	APP	REG NO	EXPIRES	SEAL HOLDER	DESCRIPTION

DESIGNED BY  
S. DEBNATH  
DRAWN BY  
GE. LEVOSHAY  
CHECKED BY  
M. PEKA  
IN CHARGE  
A. VERMA  
DATE  
08-12-11

FOR REVIEW  
ONLY NOT FOR  
CONSTRUCTION  
LEE W ABRAMSON  
C44285

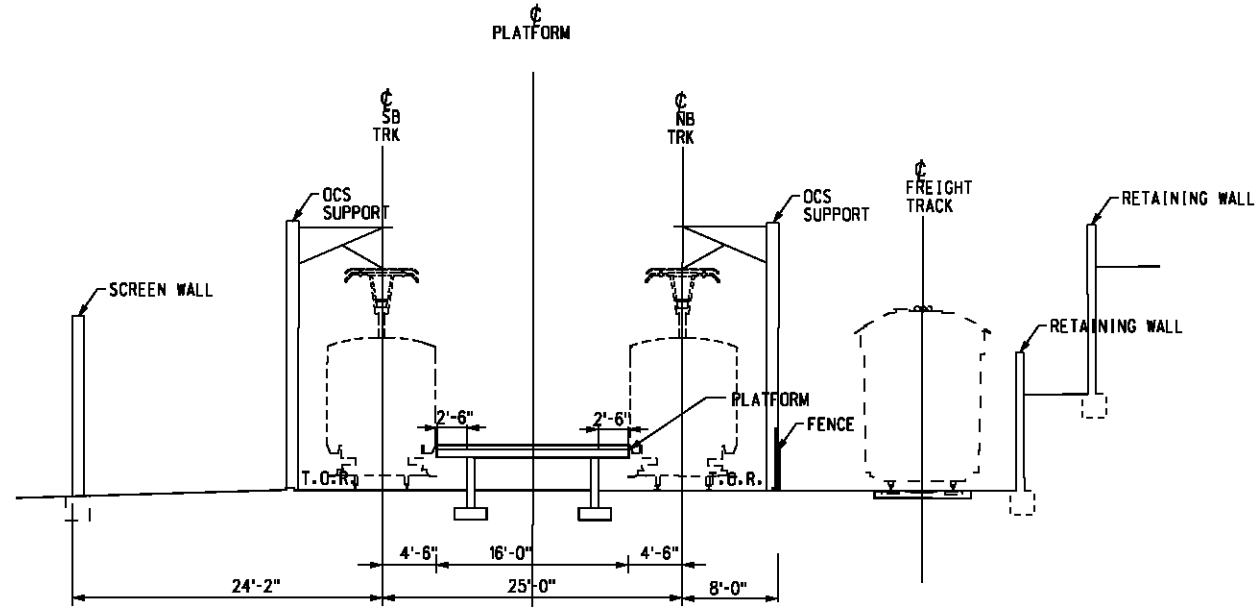


LOS ANGELES COUNTY METROPOLITAN  
TRANSPORTATION AUTHORITY

6121 W. Century Blvd.  
Suite 800  
Los Angeles, CA 90045  
Phone: 310-337-0500  
Fax: 310-337-0042

CRENSHAW/LAX  
TRANSIT CORRIDOR PROJECT  
FLORENCE/LA BREA AT-GRADE STATION  
PLATFORM ELEVATION

CONTRACT NO	E0117
DRAWING NO	A-312
SCALE	1/16" = 1'-0"
SHEET NO	272

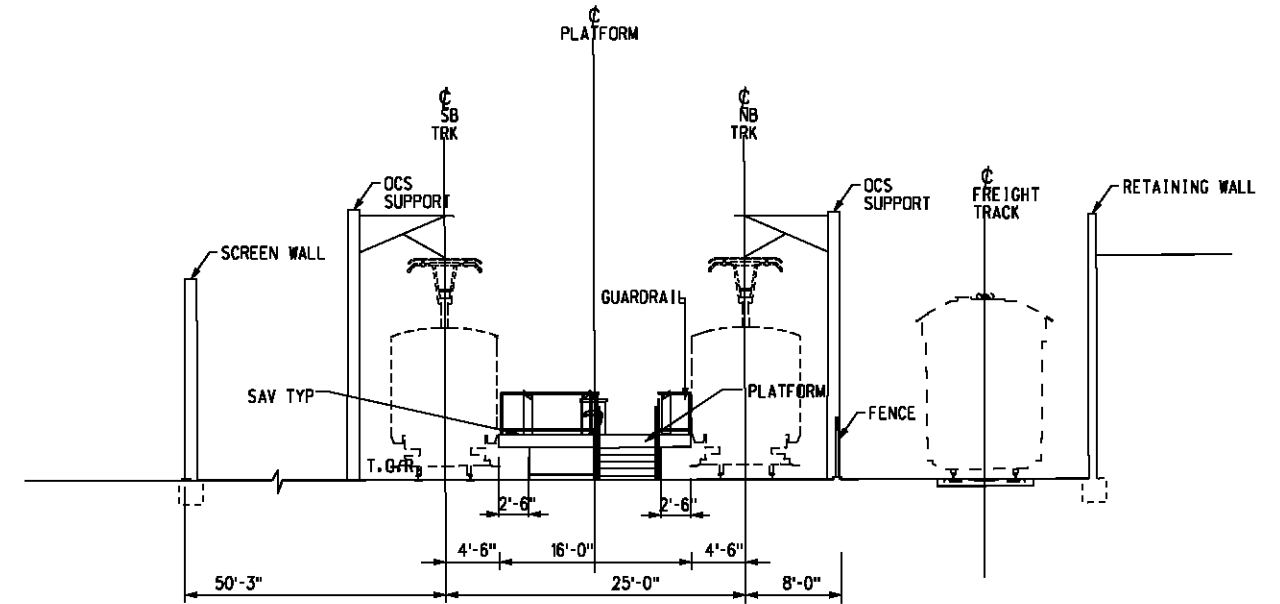
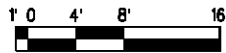


SECTION

1/8"=1'-0"

B  
A-313

A-311



SOUTH WEST ELEVATION

1/8"=1'-0"

C  
A-313

A-311



THE PREPARATION OF THIS DRAWING HAS BEEN FINANCED IN PART THROUGH A GRANT FROM THE U.S. DEPARTMENT OF TRANSPORTATION, FEDERAL TRANSIT ADMINISTRATION (FTA), UNDER THE FEDERAL TRANSIT ACT OF 1984, AS AMENDED, AND IN PART BY THE TAXES OF THE CITIZENS OF LOS ANGELES COUNTY AND OF THE STATE OF CALIFORNIA.

REV	DATE	BY	APP	REG NO	EXPIRES	SEAL HOLDER	DESCRIPTION

DESIGNED BY  
S. DEBNATH  
DRAWN BY  
G. LEVASHOV  
CHECKED BY  
M. PEWA  
IN CHARGE  
A. VERMA  
DATE  
08-12-11

FOR REVIEW ONLY NOT FOR CONSTRUCTION  
LEE W ABRAMSON  
C44285

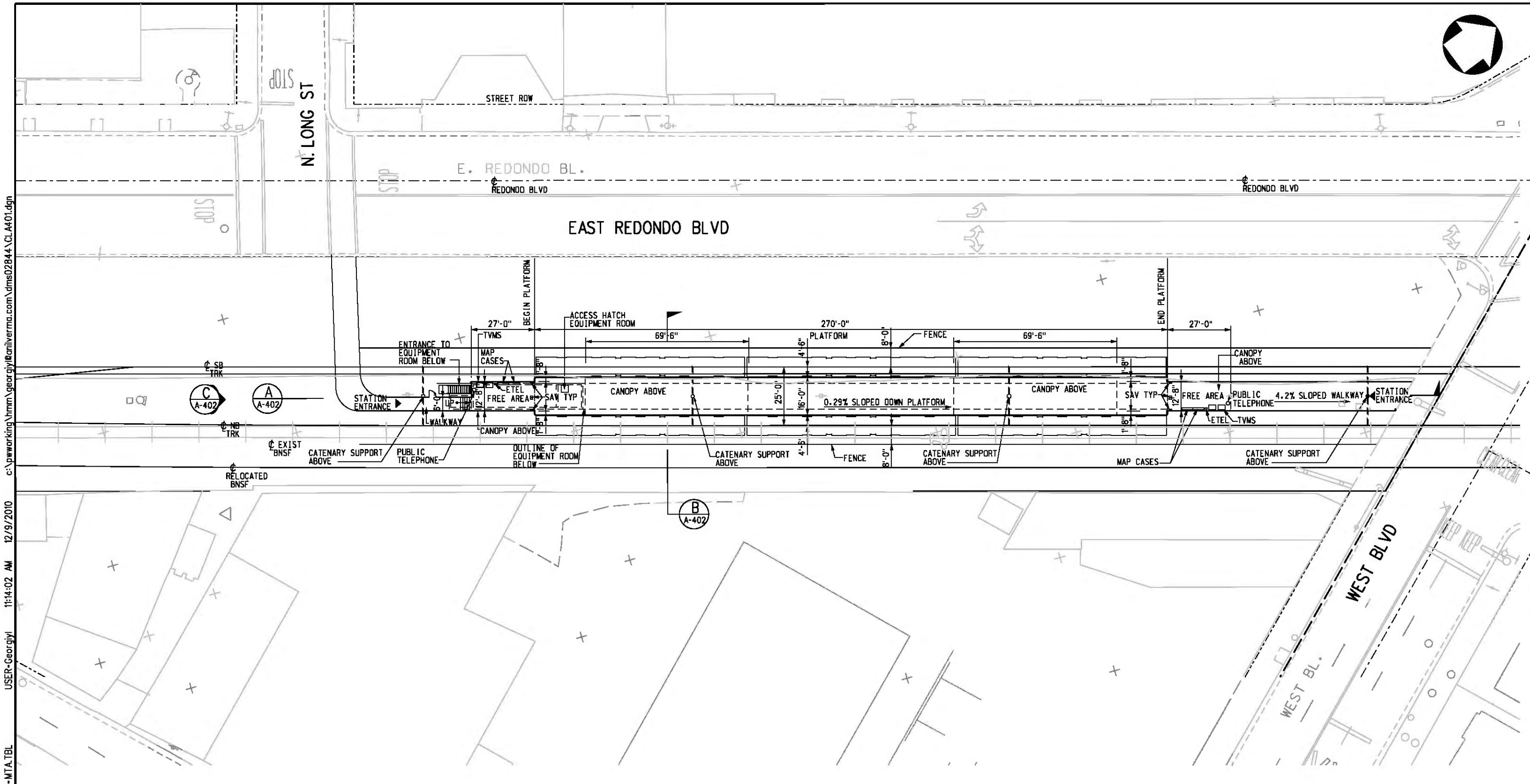
**Metro**  
Hatch Mott MacDonald

LOS ANGELES COUNTY METROPOLITAN TRANSPORTATION AUTHORITY  
6121 W. Century Blvd. Suite 800 Los Angeles, CA 90045 Phone: 310-337-0500 Fax: 310-337-0042  
Anil Verma Associates, Inc.

CRENSHAW/LAX TRANSIT CORRIDOR PROJECT  
FLORENCE/LA BREA AT-GRADE STATION  
SECTIONS

CONTRACT NO	E0117
DRAWING NO	A-313
SCALE	AS NOTED
SHEET NO	273





**SITE PLAN**  
1  
A-401  
1"=20'-0"



c:\pwworking\hmm\georgiy\Bamilverma.com\dms02844\CL\_A401.dgn  
 USER=Georgiy 11:14:02 AM 12/9/2010  
 Pentable-MTA.TBL  
 Plot Driver - printer\_11x17.plt

THE PREPARATION OF THIS DRAWING HAS BEEN FINANCED IN PART THROUGH A GRANT FROM THE U.S. DEPARTMENT OF TRANSPORTATION, FEDERAL TRANSIT ADMINISTRATION (FTA), UNDER THE FEDERAL TRANSIT ACT OF 1984, AS AMENDED, AND IN PART BY THE TAXES OF THE CITIZENS OF LOS ANGELES COUNTY AND OF THE STATE OF CALIFORNIA.

REV	DATE	BY	APP	REG NO	EXPIRES	SEAL HOLDER	DESCRIPTION

DESIGNED BY  
S. DEBNATH  
DRAWN BY  
K. STEPHAN  
CHECKED BY  
M. PEIKA  
IN CHARGE  
A. VERMA  
DATE  
12-10-10

FOR REVIEW ONLY NOT FOR CONSTRUCTION  
LEE W ABRAMSON  
C44285

**Metro** LOS ANGELES COUNTY METROPOLITAN TRANSPORTATION AUTHORITY

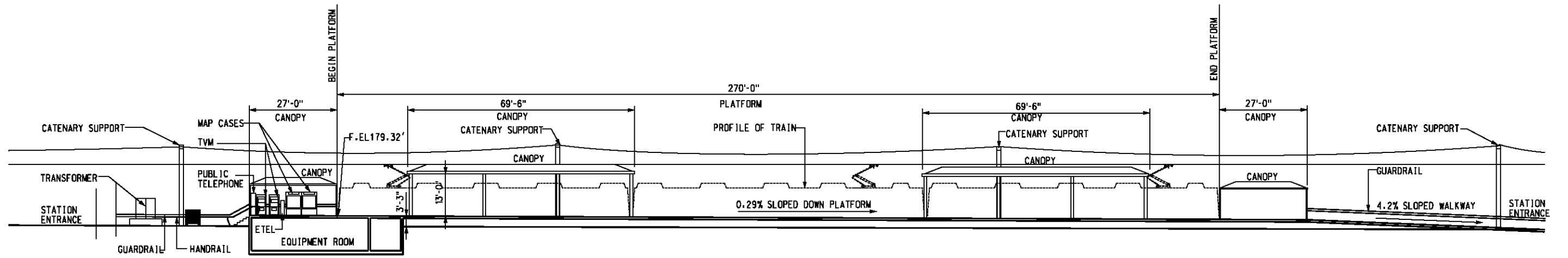
**Hatch Mott MacDonald** 6151 W. Century Blvd. Suite 800 Los Angeles, CA 90045 Phone: 310-337-0500 Fax: 310-337-0042

**Anil Verma Associates, Inc.** 444 SOUTH FLORISSA STREET, SUITE 1000, LOS ANGELES, CA 90007

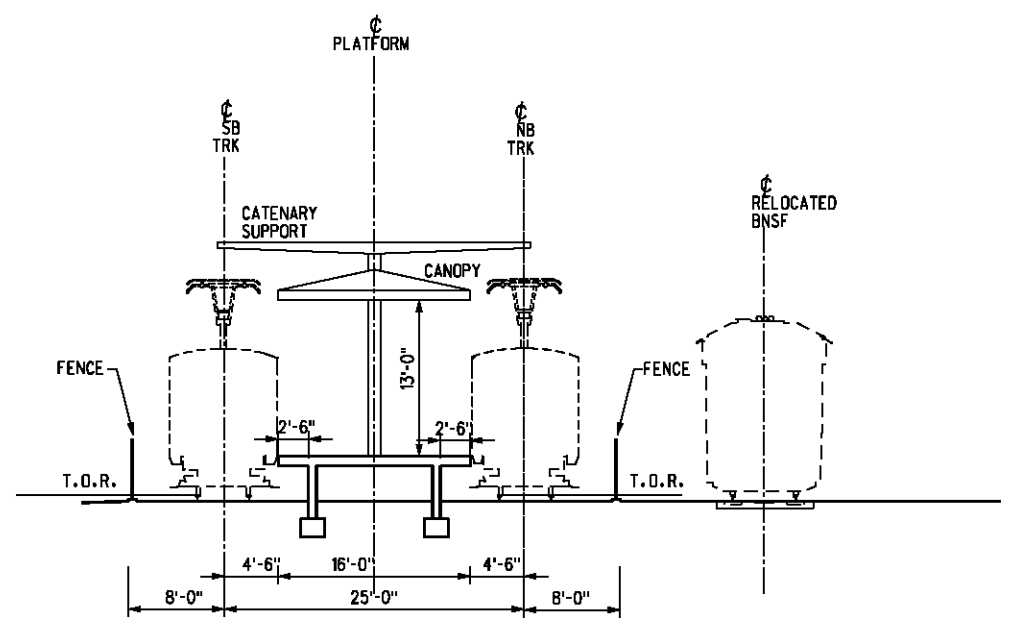
BASE PROJECT  
CRENSHAW/LAX TRANSIT CORRIDOR PROJECT  
FLORENCE/WEST AT GRADE STATION  
SITE PLAN

CONTRACT NO. E0117  
DRAWING NO. A-401  
SCALE 1"=20'-0"  
SHEET NO. 274

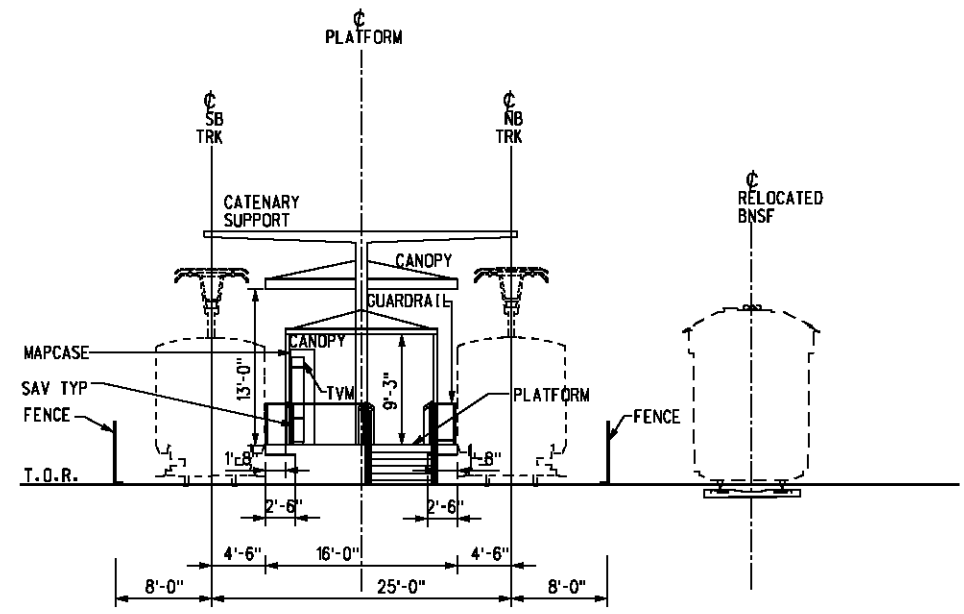
USER=Georgiy 11:17:22 AM 12/9/2010 c:\pwworking\hmm\georgiy\anilverma.com\dms02844\CL\_A402.dgn  
 Pentable-MTA.TBL  
 Plot Driver=printer\_11x17.plt



SECTION  
1/16"=1'-0"  
A-402 A-401



SECTION  
1/8"=1'-0"  
B-402 A-401



SOUTH WEST ELEVATION  
1/8"=1'-0"  
C-402 A-401

BASE PROJECT

THE PREPARATION OF THIS DRAWING HAS BEEN FINANCED IN PART THROUGH A GRANT FROM THE U.S. DEPARTMENT OF TRANSPORTATION, FEDERAL TRANSIT ADMINISTRATION (FTA), UNDER THE FEDERAL TRANSIT ACT OF 1984, AS AMENDED, AND IN PART BY THE TAXES OF THE CITIZENS OF LOS ANGELES COUNTY AND OF THE STATE OF CALIFORNIA.							
REV	DATE	BY	APP	REC NO	EXPIRES	SEAL HOLDER	DESCRIPTION

DESIGNED BY  
S. DEBNATH  
 DRAWN BY  
K. STEPANIAN  
 CHECKED BY  
M. PERKA  
 IN CHARGE  
A. VERMA  
 DATE  
12-10-10

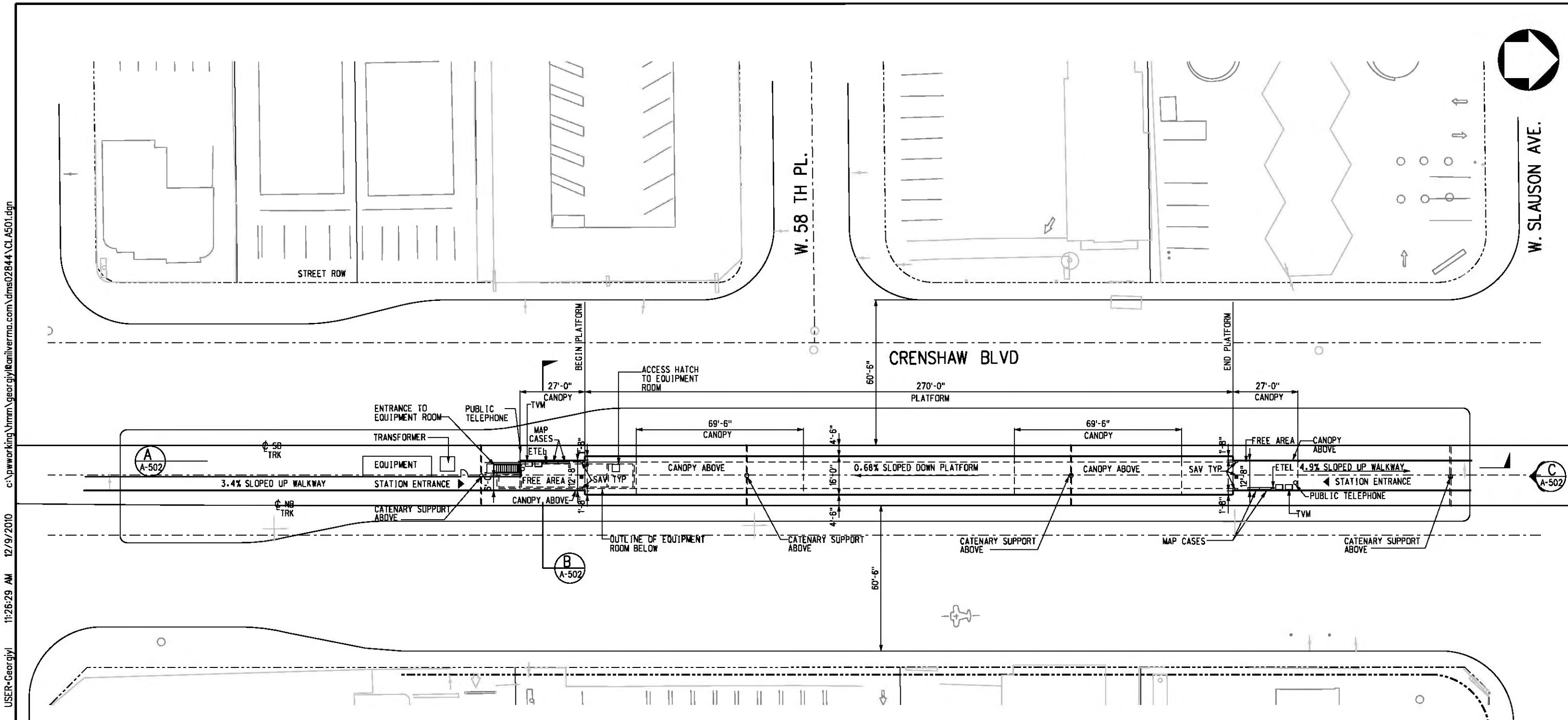
FOR REVIEW ONLY NOT FOR CONSTRUCTION  
 LEE W ABRAMSON  
 C44285

LOS ANGELES COUNTY METROPOLITAN TRANSPORTATION AUTHORITY

6151 W. Century Blvd.  
Suite 800  
Los Angeles, CA 90045  
Phone: 310-337-0500  
Fax: 310-337-0042

CRENSHAW/LAX  
 TRANSIT CORRIDOR PROJECT  
 FLORENCE/WEST AT GRADE STATION  
 SECTIONS AND ELEVATIONS

CONTRACT NO	E0117
DRAWING NO	A-402
SCALE	AS NOTED
SHEET NO	275



**SITE PLAN**  
1"  
20'-0"



c:\pwworking\hmm\georgiy\amitverma.com\dms02844\CL A501.dgn  
 USER=Georgiy 12/9/2010 11:26:29 AM  
 Pentable-MTA.TBL  
 Plot Driver=printer\_11x17.plt

REV	DATE	BY	APP	REG NO	EXPIRES	SEAL HOLDER	DESCRIPTION

DESIGNED BY  
S. DEBNATH  
 DRAWN BY  
K. STEPANIAN  
 CHECKED BY  
M. PEKA  
 IN CHARGE  
A. VERMA  
 DATE  
12-10-10

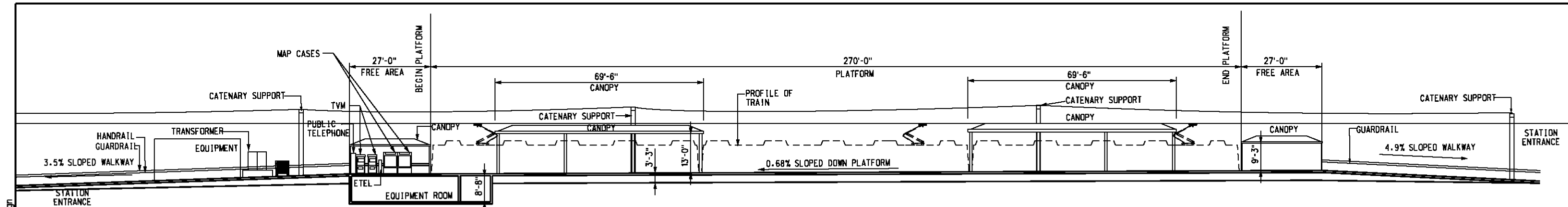
FOR REVIEW  
ONLY NOT FOR  
CONSTRUCTION  
LEE W ABRAMSON  
C44285


**LOS ANGELES COUNTY METROPOLITAN  
TRANSPORTATION AUTHORITY**  

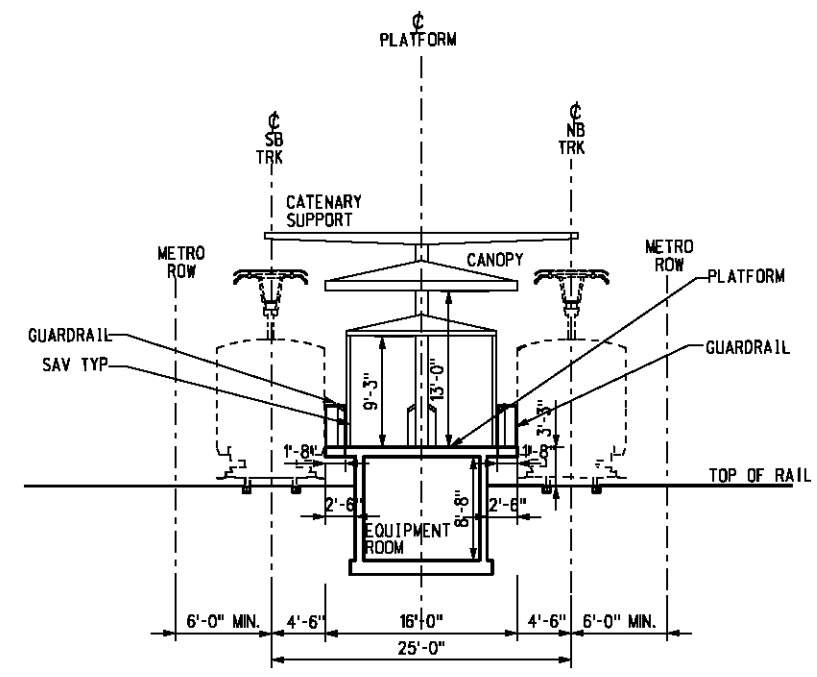
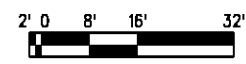
 6151 W. Century Blvd.  
Suite 800  
Los Angeles, CA 90045  
Phone: 310-337-0500  
Fax: 310-337-0042  

 444 SOUTH FLORISS STREET, SUITE 1000, LOS ANGELES, CA 90007

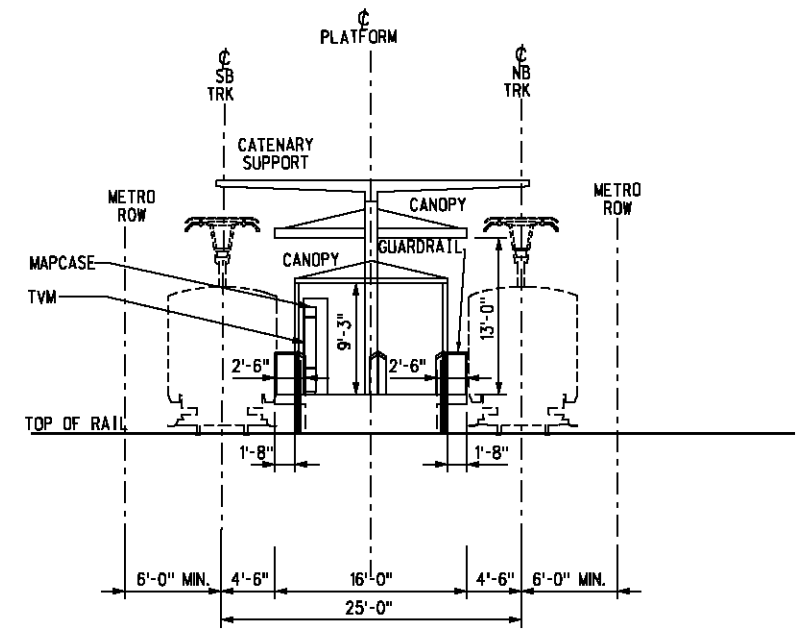
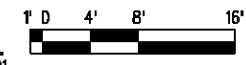
BASE PROJECT  
**CRENSHAW/LAX  
TRANSIT CORRIDOR PROJECT**  
 CRENshaw/SLAUSON AT GRADE STATION  
 SITE PLAN  
 CONTRACT NO  
**E0117**  
 DRAWING NO  
**A-501**  
 SCALE  
**1"=20'-0"**  
 SHEET NO  
**276**



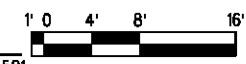
SECTION  
1/16"=1'-0"  
A-502 A-501



SECTION  
1/8"=1'-0"  
B-502 A-501



SOUTH ELEVATION  
1/8"=1'-0"  
C-502 A-501




USER=Georgiy 11:39:34 AM 12/9/2010 c:\pwworking\hmm\georgiy\anilverma.com\dms02844\CL.A502.dgn  
 Pentable-MTA.TBL  
 Plot Driver=printer\_11x17.plt

THE PREPARATION OF THIS DRAWING HAS BEEN FINANCED IN PART THROUGH A GRANT FROM THE U.S. DEPARTMENT OF TRANSPORTATION, FEDERAL TRANSIT ADMINISTRATION (FTA), UNDER THE FEDERAL TRANSIT ACT OF 1964, AS AMENDED, AND IN PART BY THE TAXES OF THE CITIZENS OF LOS ANGELES COUNTY AND OF THE STATE OF CALIFORNIA.						
REV	DATE	BY	APP	REG NO	EXPIRES	DESCRIPTION

DESIGNED BY  
S. DEBNATH  
 DRAWN BY  
K. STEPMAN  
 CHECKED BY  
M. PEKA  
 IN CHARGE  
A. VERMA  
 DATE  
12-10-10

FOR REVIEW ONLY NOT FOR CONSTRUCTION  
 LEE W ABRAMSON  
 C44285

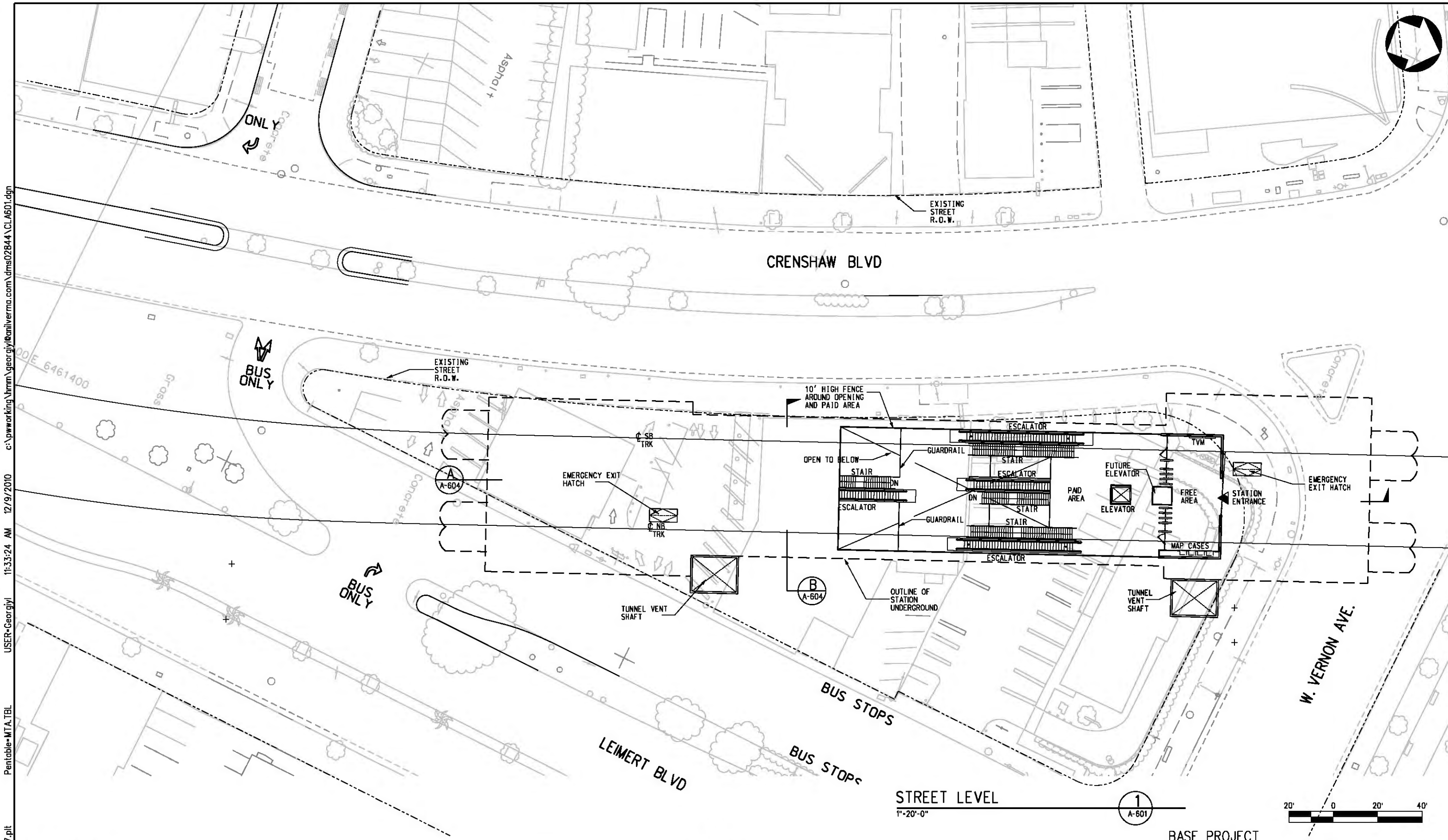


**LOS ANGELES COUNTY METROPOLITAN TRANSPORTATION AUTHORITY**  
 6151 W. Century Blvd. Suite 800  
 Los Angeles, CA 90045  
 Phone: 310-337-0500 Fax: 310-337-0042  
**Anil Verma Associates, Inc.**  
 444 SOUTH PLENER STREET, SUITE 1000 LOS ANGELES, CA 90071

BASE PROJECT  
**CRENSHAW/LAX TRANSIT CORRIDOR PROJECT**  
 CRENSHAW/SLAUSON AT GRADE STATION  
 SECTIONS AND ELEVATIONS

CONTRACT NO	E0117
DRAWING NO	A-502
SCALE	AS NOTED
SHEET NO	277





USER=Georgiy 11:33:24 AM 12/9/2010 c:\pwworking\hmm\georgiy\anilverma.com\dms02844\CL.A601.dgn  
 Pentable-MTA.TBL Plot Driver - printer\_11x17.plt

THE PREPARATION OF THIS DRAWING HAS BEEN FINANCED IN PART THROUGH A GRANT FROM THE U.S. DEPARTMENT OF TRANSPORTATION, FEDERAL TRANSIT ADMINISTRATION (FTA), UNDER THE FEDERAL TRANSIT ACT OF 1964, AS AMENDED, AND IN PART BY THE TAXES OF THE CITIZENS OF LOS ANGELES COUNTY AND OF THE STATE OF CALIFORNIA.							
REV	DATE	BY	APP	REG NO	EXPIRES	SEAL HOLDER	DESCRIPTION

DESIGNED BY  
S. DEBATH  
 DRAWN BY  
GE. LEVOSHAY  
 CHECKED BY  
M. PEKA  
 IN CHARGE  
A. VERMA  
 DATE  
12-10-10

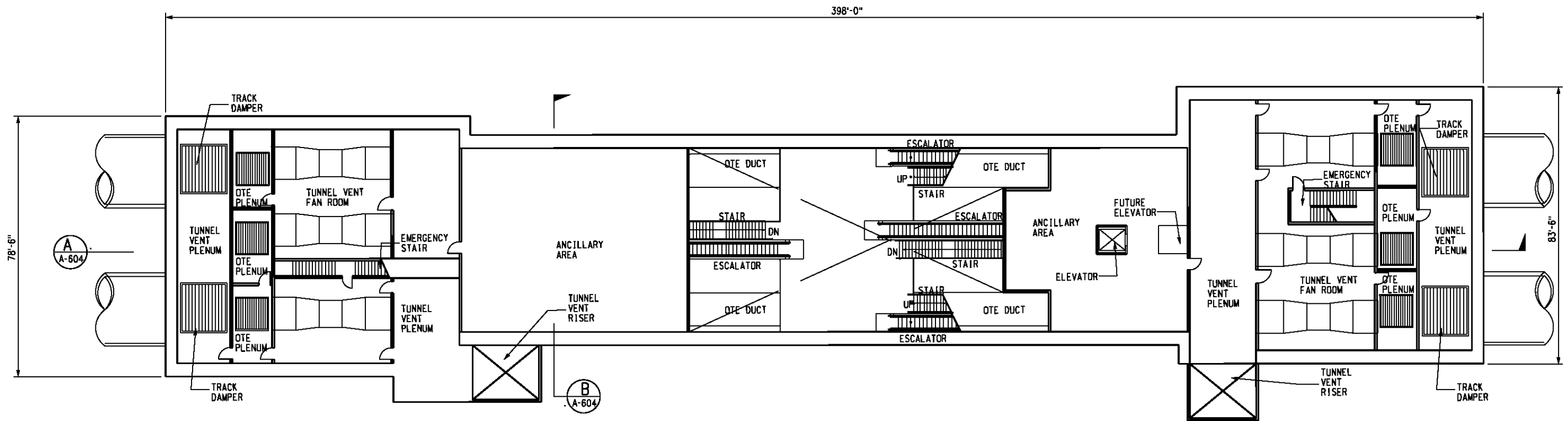
FOR REVIEW ONLY NOT FOR CONSTRUCTION  
 LEE W ABRAMSON  
 C44285


**LOS ANGELES COUNTY METROPOLITAN TRANSPORTATION AUTHORITY**  



BASE PROJECT  
**CRENSHAW/LAX TRANSIT CORRIDOR PROJECT**  
**VERNON OPTION 5**  
 CRENSHAW/VERNON OPEN CUT STATION  
 STREET LEVEL


CONTRACT NO	E0117
DRAWING NO	A-601
SCALE	1"=20'-0"
SHEET NO	278



MEZZANINE LEVEL

1/16" = 1'-0"

1  
A-602



BASE PROJECT

CRENSHAW/LAX  
TRANSIT CORRIDOR PROJECT  
**VERNON OPTION 5**  
CRENSHAW/VERNON OPEN CUT STATION  
MEZZANINE LEVEL

CONTRACT NO	E0117
DRAWING NO	A-602
SCALE	1/16" = 1'-0"
SHEET NO	279

USER=Georgiy 11:54:36 AM 12/9/2010 c:\pwworking\hmm\georgiy\anilverma.com\dms02844\CL.A602.dgn  
 Pentable-MTA.TBL  
 Plot Driver=printer\_11x17.plt

THE PREPARATION OF THIS DRAWING HAS BEEN FINANCED IN PART THROUGH A GRANT FROM THE U.S. DEPARTMENT OF TRANSPORTATION, FEDERAL TRANSIT ADMINISTRATION (FTA), UNDER THE FEDERAL TRANSIT ACT OF 1984, AS AMENDED, AND IN PART BY THE TAXES OF THE CITIZENS OF LOS ANGELES COUNTY AND OF THE STATE OF CALIFORNIA.

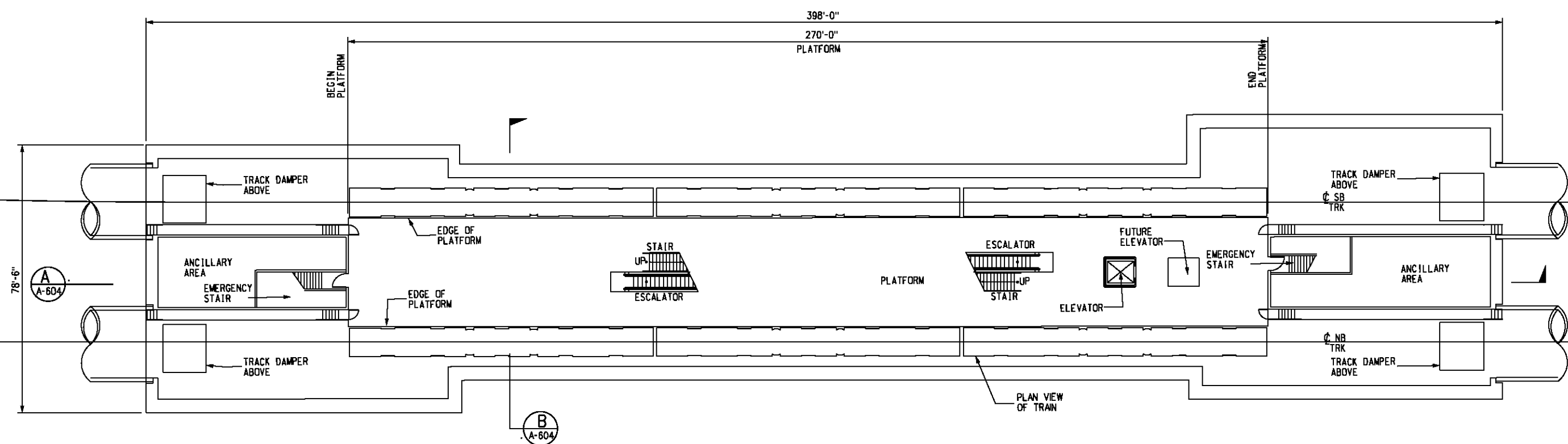
REV	DATE	BY	APP	REG NO	EXPIRES	SEAL HOLDER	DESCRIPTION

DESIGNED BY	S. DEBNATH
DRAWN BY	SE. LEVOSHAY
CHECKED BY	A. PEIKA
IN CHARGE	A. VERMA
DATE	12-10-10

FOR REVIEW ONLY NOT FOR CONSTRUCTION  
LEE W ABRAMSON  
C44285

LOS ANGELES COUNTY METROPOLITAN  
TRANSPORTATION AUTHORITY

5151 W. Century Blvd.  
Suite 800  
Los Angeles, CA 90045  
Phone: 310-337-0500  
Fax: 310-337-0042



**PLATFORM LEVEL**  
1/16" = 1'-0" 1  
A-603



BASE PROJECT  
**CRENSHAW/LAX**  
 TRANSIT CORRIDOR PROJECT  
**VERNON OPTION 5**  
 CRENSHAW/VERNON OPEN CUT STATION  
 PLATFORM LEVEL

CONTRACT NO	E0117
DRAWING NO	A-603
SCALE	1/16" = 1'-0"
SHEET NO	280

LOS ANGELES COUNTY METROPOLITAN  
 TRANSPORTATION AUTHORITY

**Metro**

**Hatch Mott MacDonald**  
 5151 W. Century Blvd.  
 Suite 800  
 Los Angeles, CA 90045  
 Phone: 310-337-0500  
 Fax: 310-337-0042

**Anil Verma Associates, Inc.**  
 454 SOUTH FLORISS STREET, SUITE 1000 LOS ANGELES, CA 90007

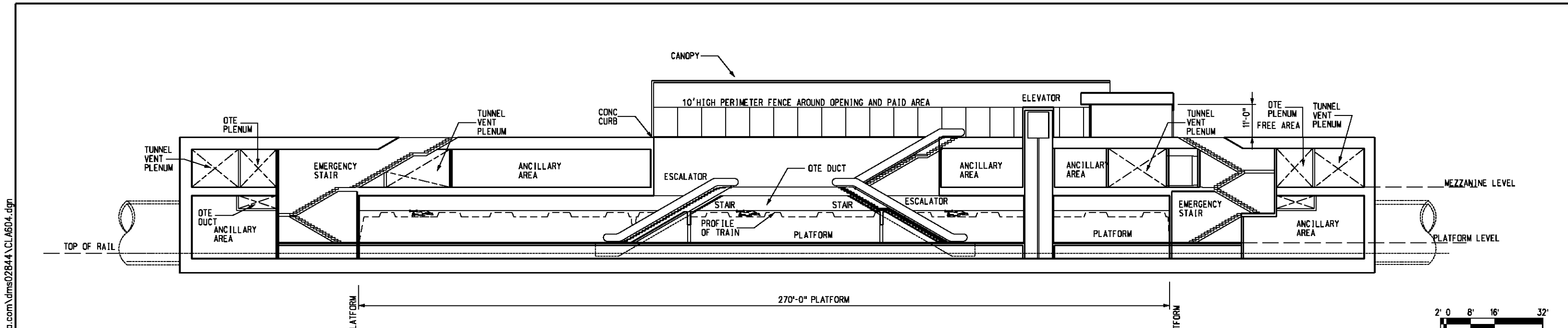
FOR REVIEW  
 ONLY NOT FOR  
 CONSTRUCTION  
 LEE W ABRAMSON  
 C44285

DESIGNED BY	S. DEBNATH
DRAWN BY	GE. LEVOSHAY
CHECKED BY	M. PEIKA
IN CHARGE	A. VERMA
DATE	12-10-10

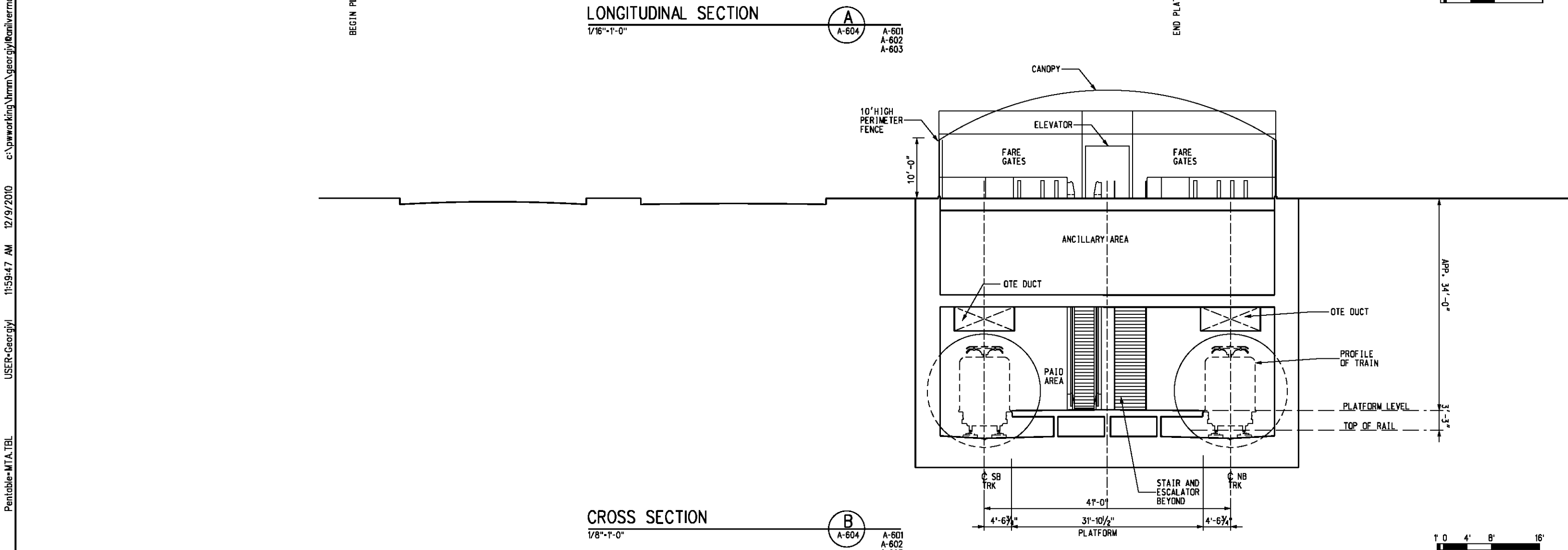
REV	DATE	BY	APP	REG NO	EXPIRES	SEAL HOLDER	DESCRIPTION

THE PREPARATION OF THIS  
 DRAWING HAS BEEN FINANCED IN  
 PART THROUGH A GRANT FROM  
 THE U.S. DEPARTMENT OF  
 TRANSPORTATION, FEDERAL TRANSIT  
 ADMINISTRATION (FTA), UNDER THE  
 FEDERAL TRANSIT ACT OF 1984, AS  
 AMENDED, AND IN PART BY THE  
 TAXES OF THE CITIZENS OF  
 LOS ANGELES COUNTY AND OF  
 THE STATE OF CALIFORNIA.

Plot Driver = printer\_11x17.plt  
 Pentable=MTA.TBL  
 USER=Georgiy  
 11:57:48 AM 12/9/2010  
 c:\pwworking\hmm\georgiy\anilverma.com\dms02844\CL.A603.dgn



**LONGITUDINAL SECTION**  
 1/16"=1'-0"  
 A  
 A-604 A-601  
 A-602 A-603



**CROSS SECTION**  
 1/8"=1'-0"  
 B  
 A-604 A-601  
 A-602 A-603

Plot Driver = printer\_11x17.plt  
 USER=Georgiy  
 12/9/2010 11:59:47 AM  
 c:\pwworking\hmm\georgiy\anilverma.com\dms02844\CLA604.dgn

REV	DATE	BY	APP	REG NO	EXPIRES	SEAL HOLDER	DESCRIPTION

DESIGNED BY  
 S. DEBNATH  
 DRAWN BY  
 G. LEVASHOV  
 CHECKED BY  
 M. PEKA  
 IN CHARGE  
 A. VERMA  
 DATE  
 12-10-10

FOR REVIEW  
 ONLY NOT FOR  
 CONSTRUCTION  
 LEE W ABRAMSON  
 C44285

**LOS ANGELES COUNTY METROPOLITAN TRANSPORTATION AUTHORITY**  

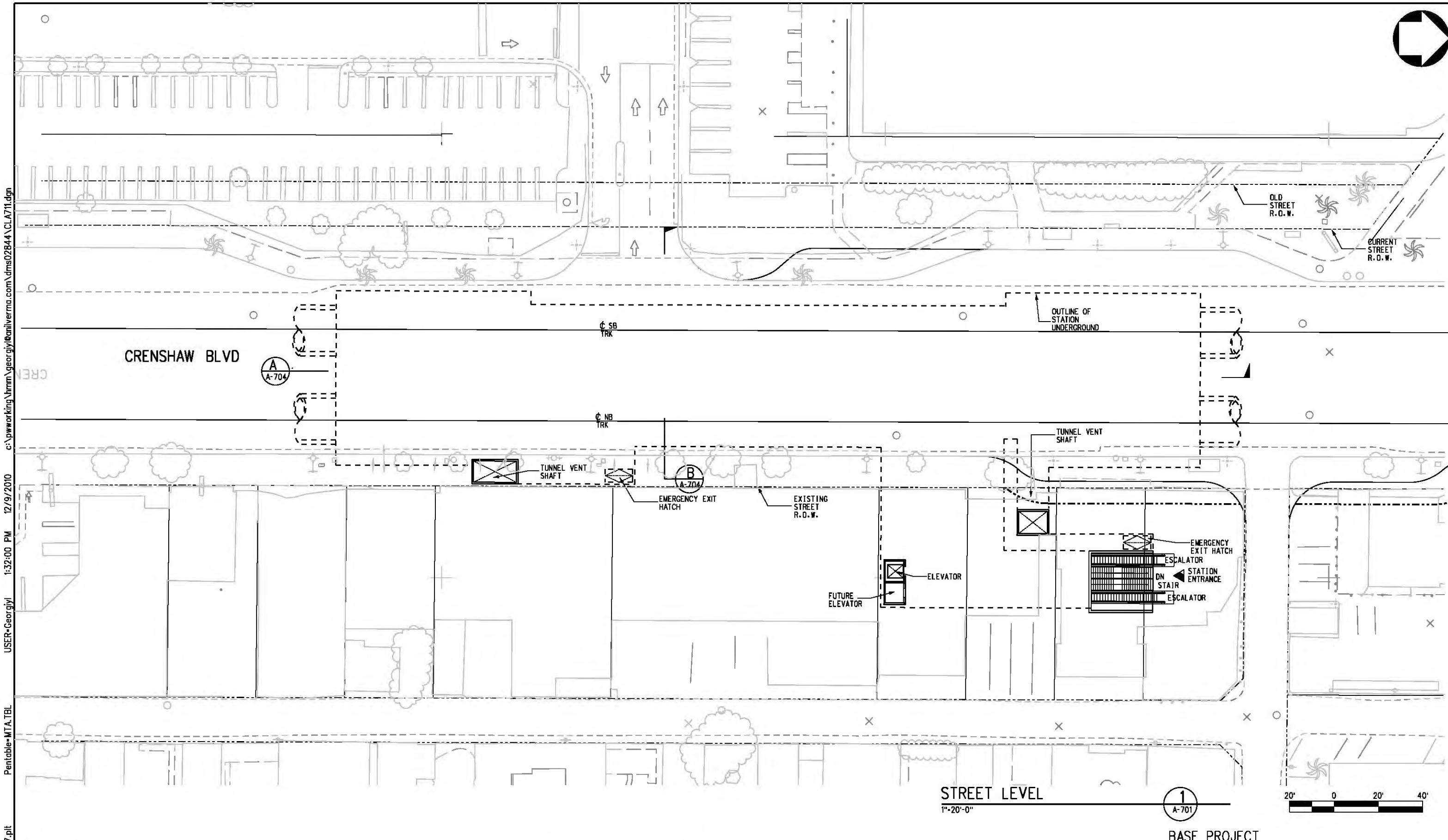

 6151 W. Century Blvd.  
 Suite 800  
 Los Angeles, CA 90045  
 Phone: 310-337-0500  
 Fax: 310-337-0042  

 444 SOUTH FLORIDA STREET, SUITE 1000, LOS ANGELES, CA 90071

BASE PROJECT  
**CRENSHAW/LAX  
 TRANSIT CORRIDOR PROJECT  
 VERNON OPTION 5  
 CRENSHAW/VERNON OPEN CUT STATION  
 SECTIONS**

CONTRACT NO	E0117
DRAWING NO	A-604
SCALE	AS NOTED
SHEET NO	281





USER=Georgiy 12/9/2010 1:32:00 PM c:\pwworking\hmm\georgiy\baniverma.com\dms02844\CL.A71.dgn  
 Pentable-MTA.TBL  
 Plot Driver=printer\_11x17.plt

THE PREPARATION OF THIS DRAWING HAS BEEN FINANCED IN PART THROUGH A GRANT FROM THE U.S. DEPARTMENT OF TRANSPORTATION, FEDERAL TRANSIT ADMINISTRATION (FTA), UNDER THE FEDERAL TRANSIT ACT OF 1964, AS AMENDED, AND IN PART BY THE TAXES OF THE CITIZENS OF LOS ANGELES COUNTY AND OF THE STATE OF CALIFORNIA.

REV	DATE	BY	APP	REG NO	EXPIRES	SEAL HOLDER	DESCRIPTION

DESIGNED BY  
S. DEBNATH  
 DRAWN BY  
G. LAVESHOV  
 CHECKED BY  
M. PEIKA  
 IN CHARGE  
A. VERMA  
 DATE  
12-10-10

FOR REVIEW ONLY NOT FOR CONSTRUCTION  
 LEE W ABRAMSON  
 C44285

LOS ANGELES COUNTY METROPOLITAN TRANSPORTATION AUTHORITY

5151 W. Century Blvd.  
Suite 800  
Los Angeles, CA 90045  
Phone: 310-337-0500  
Fax: 310-337-0042

BASE PROJECT

**CRENSHAW/LAX TRANSIT CORRIDOR PROJECT**

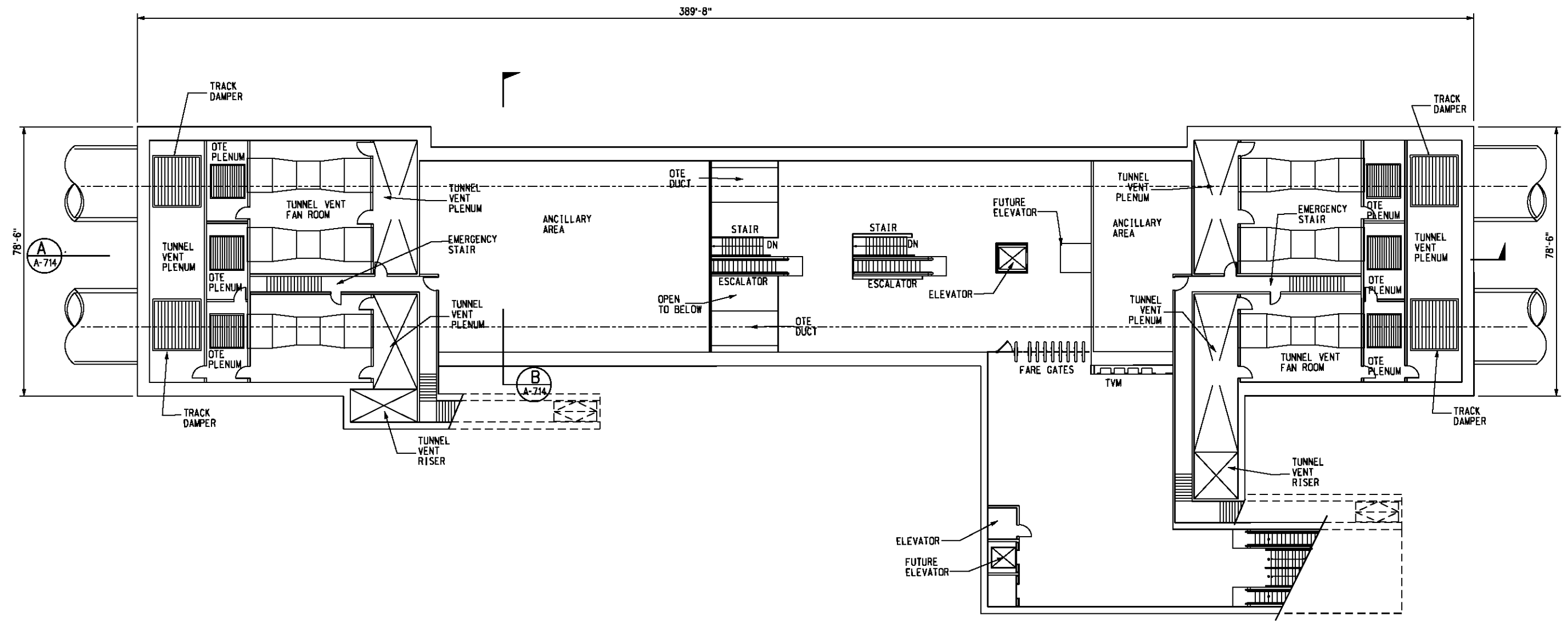

CRENSHAW/MLK UNDERGROUND STATION STREET LEVEL

CONTRACT NO  
**E0117**

DRAWING NO  
**A-711**

SCALE  
**1"=20'-0"**

SHEET NO  
**282**



MEZZANINE LEVEL PLAN  
1/16"=1'-0"

1  
A-712

2' 0" 8' 16' 32'

BASE PROJECT  
CRENSHAW/LAX  
TRANSIT CORRIDOR PROJECT  
CRENSHAW/MLK UNDERGROUND  
STATION MEZZANINE LEVEL

CONTRACT NO	E0117
DRAWING NO	A-712
SCALE	1/16"=1'
SHEET NO	283

FOR REVIEW  
ONLY NOT FOR  
CONSTRUCTION  
LEE W ABRAMSON  
C44285

**Metro** LOS ANGELES COUNTY METROPOLITAN TRANSPORTATION AUTHORITY

**Hatch Mott MacDonald** 6151 W. Century Blvd. Suite 800 Los Angeles, CA 90045 Phone: 310-337-0500 Fax: 310-337-0042

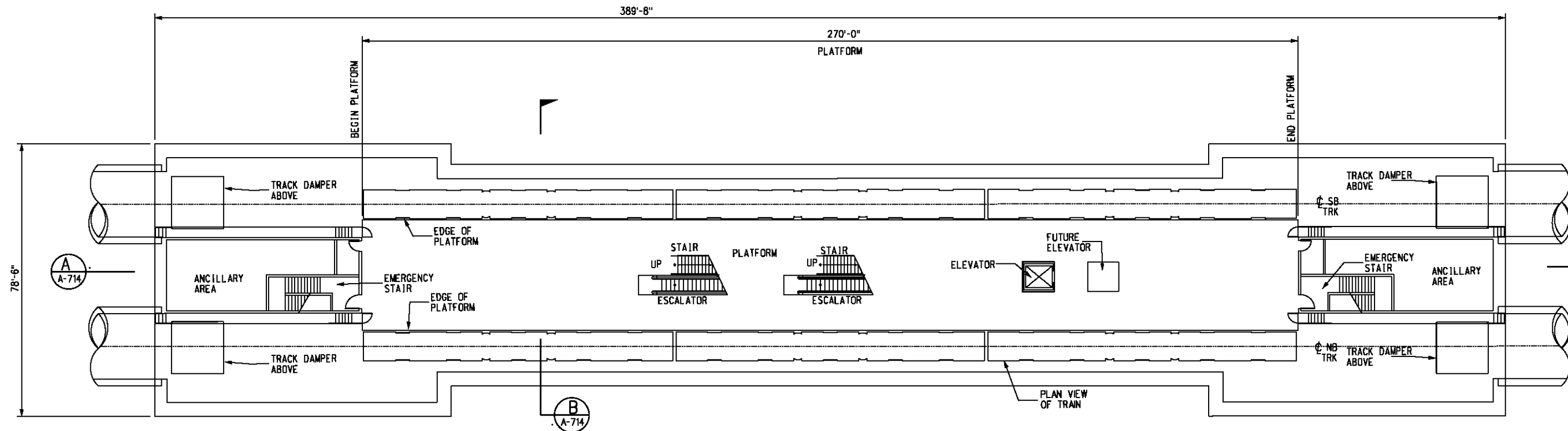
**Anil Verma Associates, Inc.** 444 SOUTH FLOWER STREET, SUITE 1800 LOS ANGELES, CA 90071

DESIGNED BY	S. DEBATH
DRAWN BY	G. LEVASHOV
CHECKED BY	M. PEKA
IN CHARGE	A. VERMA
DATE	12-10-10

REV	DATE	BY	APP	REG NO	EXPIRES	SEAL HOLDER	DESCRIPTION

THE PREPARATION OF THIS DRAWING HAS BEEN FINANCED IN PART THROUGH A GRANT FROM THE U.S. DEPARTMENT OF TRANSPORTATION, FEDERAL TRANSIT ADMINISTRATION (FTA), UNDER THE FEDERAL TRANSIT ACT OF 1984, AS AMENDED, AND IN PART BY THE TAXES OF THE CITIZENS OF LOS ANGELES COUNTY AND OF THE STATE OF CALIFORNIA.

USER=Georgiy 12/9/2010 1:35:40 PM c:\pwworking\hmm\georgiy\anilverma.com\dms02844\CL.A712.dgn  
 Pentable=MTA.TBL  
 Plot Driver=printer\_11x17.plt

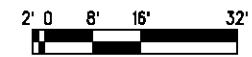


**PLATFORM LEVEL**

1/16"=1'-0"

1

A-713



BASE PROJECT

**CRENSHAW/LAX  
TRANSIT CORRIDOR PROJECT  
CRENSHAW/MLK UNDERGROUND  
STATION PLATFORM LEVEL**


CONTRACT NO	E0117
DRAWING NO	A-713
SCALE	1/16"=1'-0"
SHEET NO	284

c:\pwworking\hmm\georgiy\anilverma.com\dms02844\CL.A713.dgn  
 USER=Georgiy  
 12/9/2010 1:43:07 PM  
 Pentable-MTA.TBL  
 Plot Driver=printer\_11x17.plt

REV	DATE	BY	APP	REG NO	EXPIRES	SEAL HOLDER	DESCRIPTION

DESIGNED BY	S. DEBNATH
DRAWN BY	G. LEVASHOV
CHECKED BY	M. PEKA
IN CHARGE	A. VERMA
DATE	12-10-10

FOR REVIEW ONLY NOT FOR CONSTRUCTION  
 LEE W ABRAMSON  
 C44285

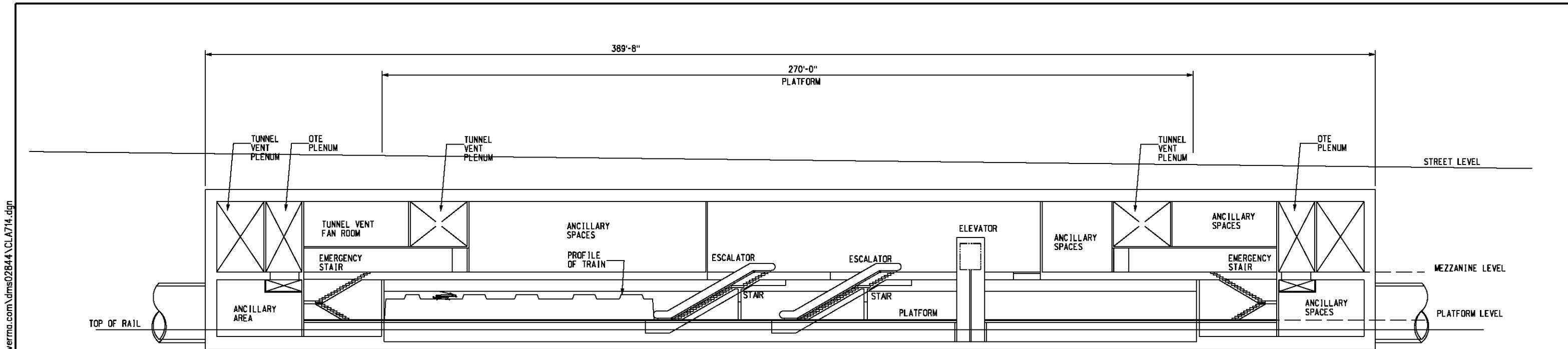


**LOS ANGELES COUNTY METROPOLITAN  
TRANSPORTATION AUTHORITY**

6151 W. Century Blvd.  
Suite 800  
Los Angeles, CA 90045  
Phone: 310-337-0500  
Fax: 310-337-0042

**Anil Verma Associates, Inc.**  
444 SOUTH FLORISS STREET, SUITE 1000, LOS ANGELES, CA 90007

THE PREPARATION OF THIS DRAWING HAS BEEN FINANCED IN PART THROUGH A GRANT FROM THE U.S. DEPARTMENT OF TRANSPORTATION, FEDERAL TRANSIT ADMINISTRATION (FTA), UNDER THE FEDERAL TRANSIT ACT OF 1984, AS AMENDED, AND IN PART BY THE TAXES OF THE CITIZENS OF LOS ANGELES COUNTY AND OF THE STATE OF CALIFORNIA.

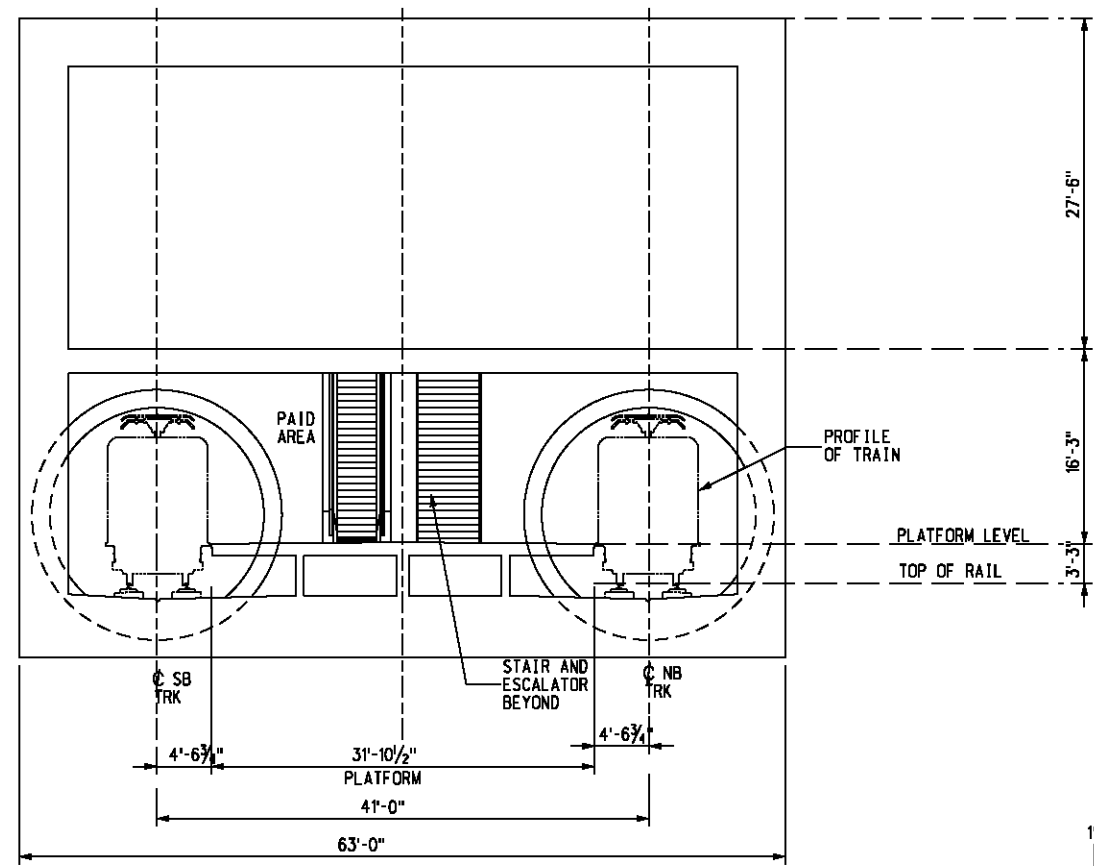
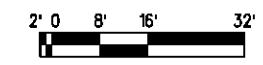


**LONGITUDINAL SECTION**

1/16"=1'-0"

**A**  
A-714

A-711  
A-712  
A-713

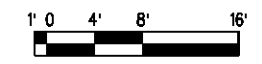


**CROSS SECTION**

1/8"=1'-0"

**B**  
A-714

A-711  
A-712  
A-713



BASE PROJECT  
**CRENSHAW/LAX  
 TRANSIT CORRIDOR PROJECT**  
 CRENSHAW/MLK UNDERGROUND  
 STATION SECTIONS

CONTRACT NO	E0117
DRAWING NO	A-714
SCALE	AS NOTED
SHEET NO	285

LOS ANGELES COUNTY METROPOLITAN  
 TRANSPORTATION AUTHORITY

**Metro**

**Hatch Mott MacDonald**  
 6151 W. Century Blvd.  
 Suite 800  
 Los Angeles, CA 90045  
 Phone: 310-337-0500  
 Fax: 310-337-0042

**Anil Verma Associates, Inc.**  
 144 SOUTH FLOWER STREET, SUITE 1000, LOS ANGELES, CA 90012

FOR REVIEW  
 ONLY NOT FOR  
 CONSTRUCTION  
 LEE W ABRAMSON  
 C44285

DESIGNED BY	S. DEBNATH
DRAWN BY	G. LEVASHOV
CHECKED BY	M. PEKA
IN CHARGE	A. VERMA
DATE	12-10-10

REV	DATE	BY	APP	REG NO	EXPIRES	SEAL HOLDER	DESCRIPTION

Plot Driver = printer\_11x17.plt

Pentable=MTA.TBL

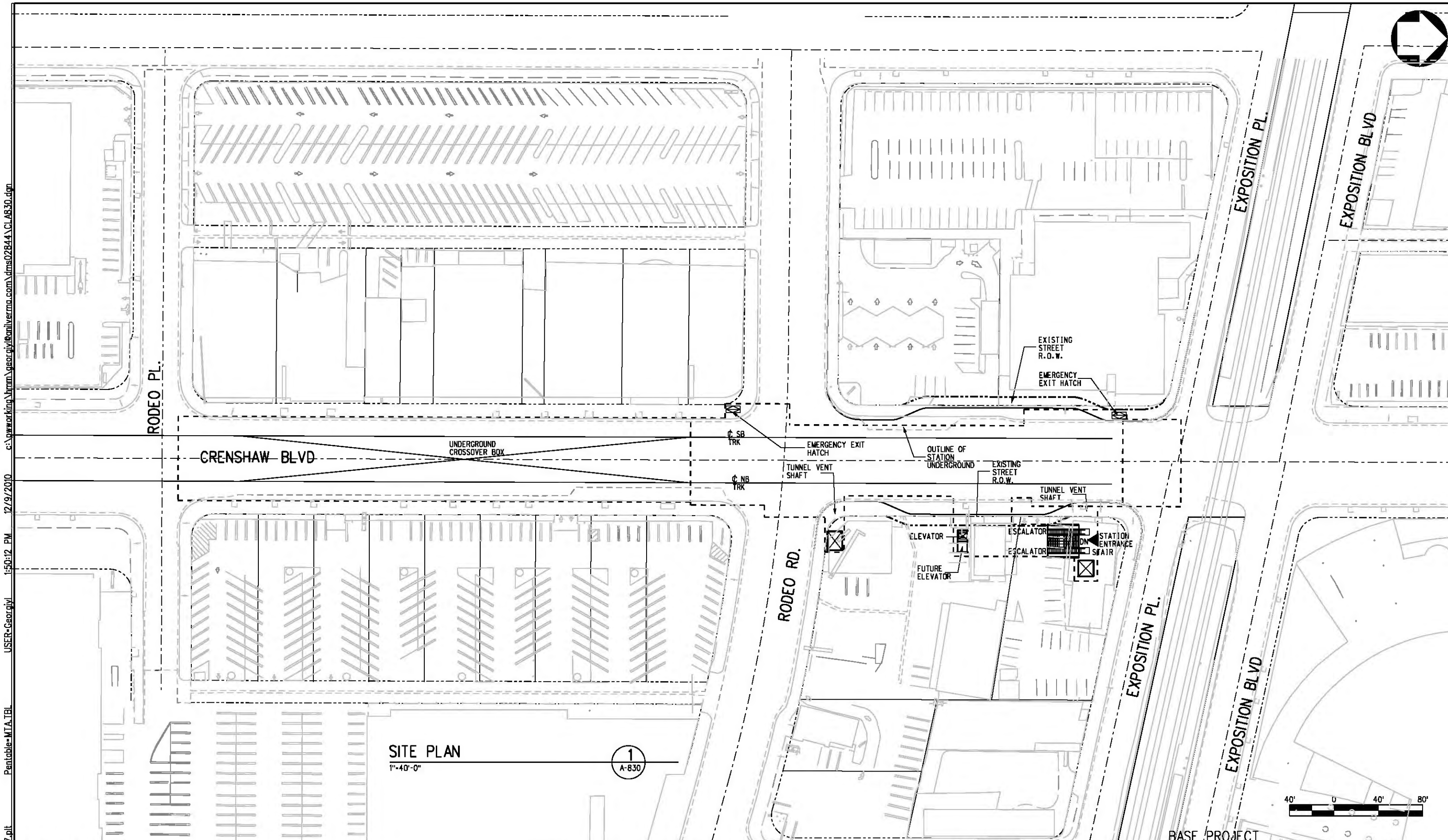
USER=Georgiy

1:47:02 PM 12/9/2010

c:\pwworking\hmm\georgiy\anilverma.com\dms02844\CL.A714.dgn

389'-8"





**SITE PLAN**  
1"  
40'-0"

1  
A-830



Plot Driver: printer\_11x17.plt  
 USER: Georjivl  
 12/9/2010 1:50:12 PM  
 c:\pwworking\hrrm\georjivl\anilverma.com\dms02844\CL\_A830.dgn

THE PREPARATION OF THIS DRAWING HAS BEEN FINANCED IN PART THROUGH A GRANT FROM THE U.S. DEPARTMENT OF TRANSPORTATION, FEDERAL TRANSIT ADMINISTRATION (FTA), UNDER THE FEDERAL TRANSIT ACT OF 1964, AS AMENDED, AND IN PART BY THE TAXES OF THE CITIZENS OF LOS ANGELES COUNTY AND OF THE STATE OF CALIFORNIA.							
REV	DATE	BY	APP	REG NO	EXPIRES	SEAL HOLDER	DESCRIPTION

DESIGNED BY  
S. DEBNATH  
 DRAWN BY  
C. LEVASHOV  
 CHECKED BY  
M. PEKA  
 IN CHARGE  
A. VERMA  
 DATE  
12-10-10

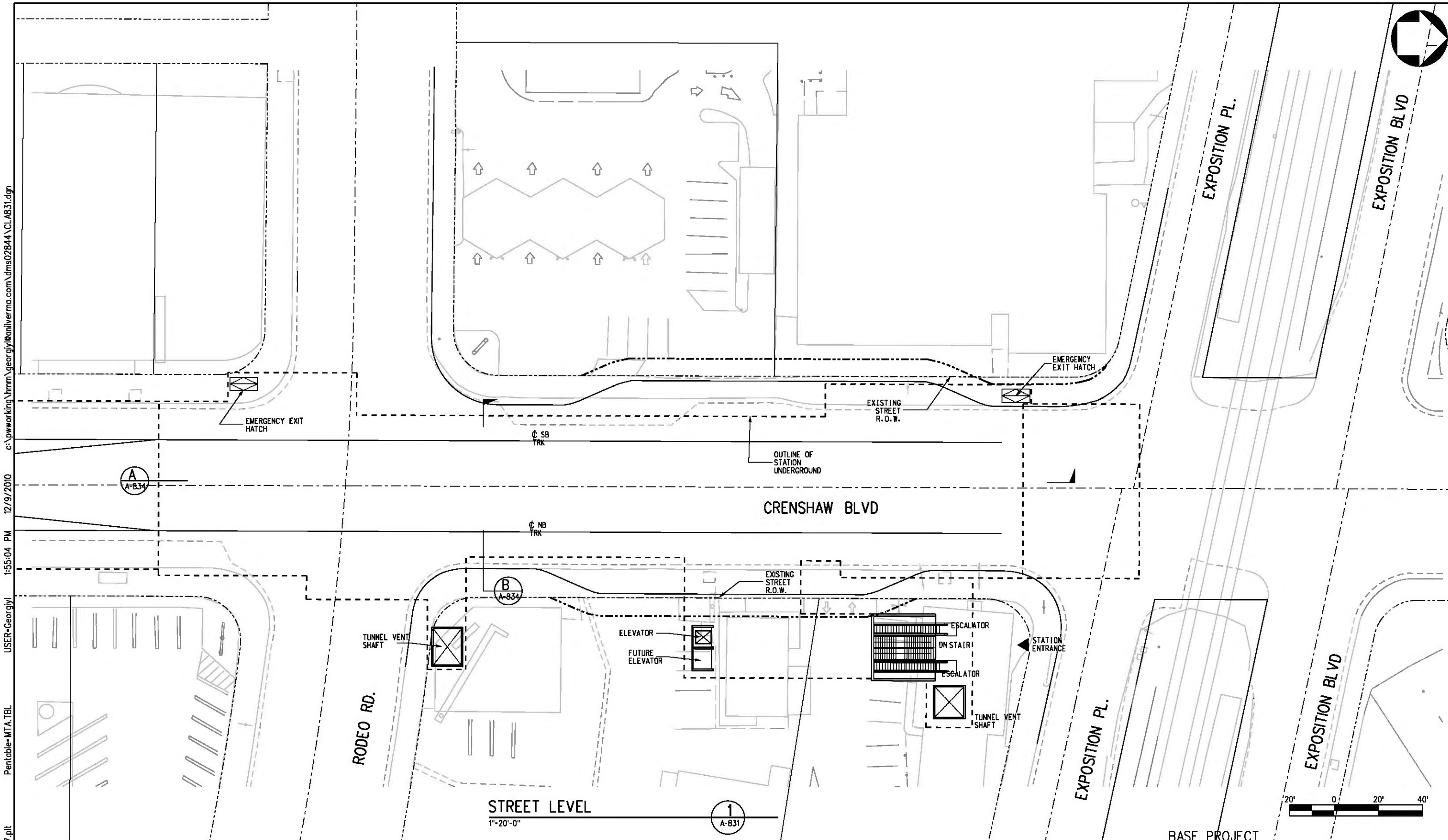
FOR REVIEW ONLY NOT FOR CONSTRUCTION  
 LEE W ABRAMSON  
 C44285

**LOS ANGELES COUNTY METROPOLITAN TRANSPORTATION AUTHORITY**  

 6151 W. Century Blvd. Suite 800 Los Angeles, CA 90045 Phone: 310-337-0500 Fax: 310-337-0042  

 444 SOUTH FLOWER STREET, SUITE 1900 LOS ANGELES, CA 90071

**CRENSHAW/LAX TRANSIT CORRIDOR PROJECT**  
**CRENSHAW/EXPOSITION UNDERGROUND STATION - SITE PLAN**  
 CONTRACT NO. E0117  
 DRAWING NO. A-830  
 SCALE 1"=40'-0"  
 SHEET NO. 286



Plot Driver = printer\_11x17.plt  
 Pentable=MTA.TBL  
 USER=GeorgiyI  
 1:55:04 PM  
 12/9/2010  
 c:\pwworking\hmm\georgiy\anilverma.com\dms02844\CL\A831.dgn

THE PREPARATION OF THIS DRAWING HAS BEEN FINANCED IN PART THROUGH A GRANT FROM THE U.S. DEPARTMENT OF TRANSPORTATION, FEDERAL TRANSIT ADMINISTRATION (FTA), UNDER THE FEDERAL TRANSIT ACT OF 1964, AS AMENDED, AND IN PART BY THE TAXES OF THE CITIZENS OF LOS ANGELES COUNTY AND OF THE STATE OF CALIFORNIA.

REV	DATE	BY	APP	REG NO	EXPIRES	SEAL	HOLDER	DESCRIPTION

DESIGNED BY  
 S. DEBNATH  
 DRAWN BY  
 C. LEVASHOV  
 CHECKED BY  
 M. PEKA  
 IN CHARGE  
 A. VERMA  
 DATE  
 12-10-10

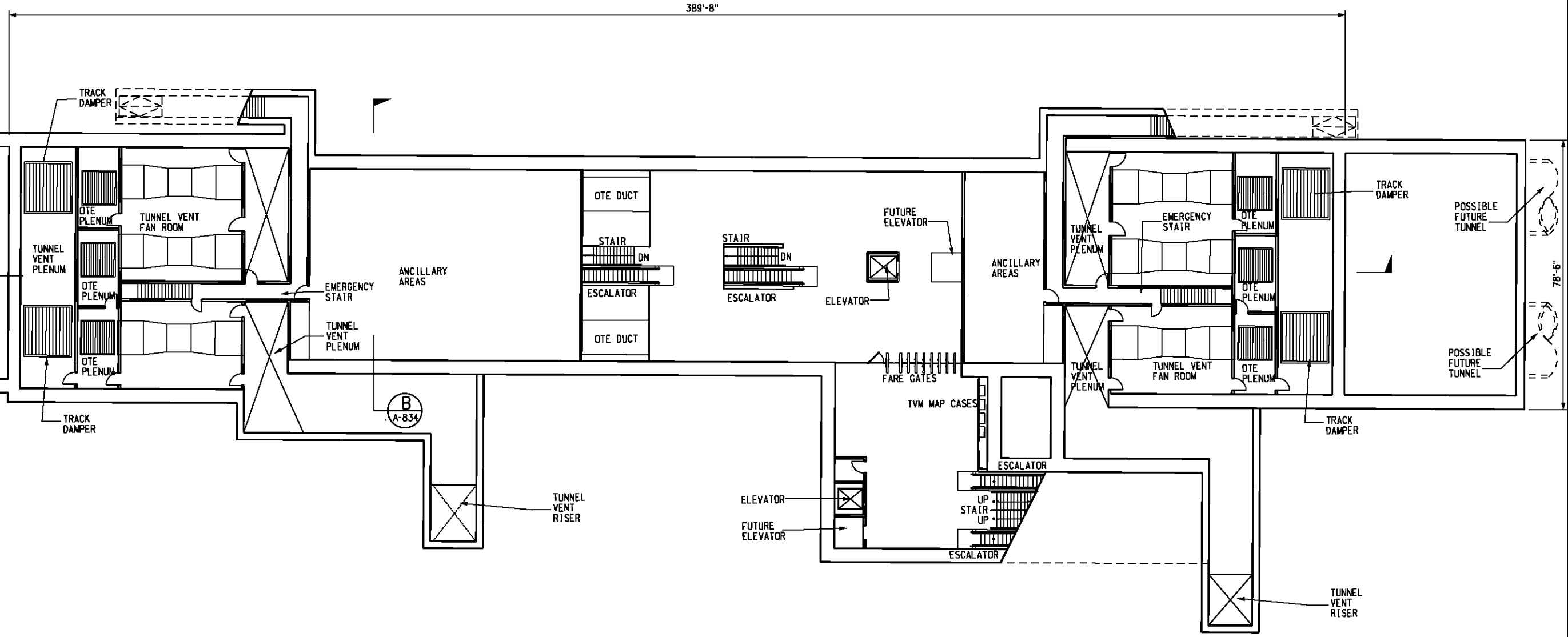
FOR REVIEW ONLY NOT FOR CONSTRUCTION  
 LEE W ABRAMSON  
 C44285



**LOS ANGELES COUNTY METROPOLITAN TRANSPORTATION AUTHORITY**  
 6151 W. Century Blvd. Suite 800  
 Los Angeles, CA 90045  
 Phone: 310-337-0500 Fax: 310-337-0042  
 444 SOUTH FLOWER STREET, SUITE 1900 LOS ANGELES, CA 90071

**BASE PROJECT**  
**CRENSHAW/LAX TRANSIT CORRIDOR PROJECT**  
**CRENSHAW/EXPOSITION UNDERGROUND STATION - STREET LEVEL**

CONTRACT NO	E0117
DRAWING NO	A-831
SCALE	1"=20'-0"
SHEET NO	287



MEZZANINE LEVEL

1/16" = 1'-0"

1  
A-832



BASE PROJECT

CRENSHAW/LAX  
TRANSIT CORRIDOR PROJECT  
CRENSHAW/EXPOSITION UNDERGROUND  
STATION - MEZZANINE LEVEL

CONTRACT NO	E0117
DRAWING NO	A-832
SCALE	1/16"=1'-0"
SHEET NO	288

c:\pwworking\hmm\georgiy\anilverma.com\dms02844\CLAB32.dgn

12/9/2010 1:58:47 PM

USER=Georgiy

Plot Driver=printer\_11x17.plt

THE PREPARATION OF THIS DRAWING HAS BEEN FINANCED IN PART THROUGH A GRANT FROM THE U.S. DEPARTMENT OF TRANSPORTATION, FEDERAL TRANSIT ADMINISTRATION (FTA), UNDER THE FEDERAL TRANSIT ACT OF 1984, AS AMENDED, AND IN PART BY THE TAXES OF THE CITIZENS OF LOS ANGELES COUNTY AND OF THE STATE OF CALIFORNIA.							
REV	DATE	BY	APP	REG NO	EXPIRES	SEAL HOLDER	DESCRIPTION

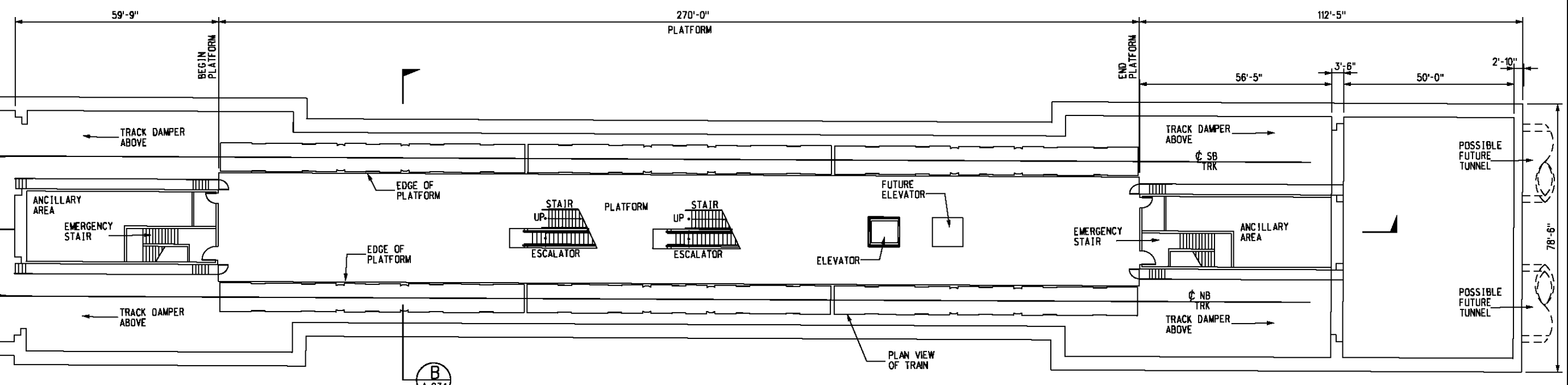

DESIGNED BY  
S. DEBATH  
DRAWN BY  
G. LEVOSHOV  
CHECKED BY  
M. PEKA  
IN CHARGE  
A. VERMA  
DATE  
12-10-10

FOR REVIEW ONLY NOT FOR CONSTRUCTION  
LEE W ABRAMSON  
C44285

**Metro** LOS ANGELES COUNTY METROPOLITAN TRANSPORTATION AUTHORITY

**Hatch Mott MacDonald**  
6151 W. Century Blvd. Suite 800  
Los Angeles, CA 90045  
Phone: 310-337-0500 Fax: 310-337-0042

**Anil Verma Associates, Inc.**  
444 SOUTH FLORISS STREET, SUITE 1000 LOS ANGELES, CA 90007



PLATFORM LEVEL  
1/16" = 1'-0"

1  
A-833



BASE PROJECT

CRENSHAW/LAX  
TRANSIT CORRIDOR PROJECT  
CRENSHAW/EXPOSITION UNDERGROUND  
STATION - PLATFORM LEVEL

CONTRACT NO	E0117
DRAWING NO	A-833
SCALE	1/16" = 1'-0"
SHEET NO	289

FOR REVIEW  
ONLY NOT FOR  
CONSTRUCTION  
LEE W ABRAMSON  
C44285



LOS ANGELES COUNTY METROPOLITAN  
TRANSPORTATION AUTHORITY



6151 W. Century Blvd.  
Suite 800  
Los Angeles, CA 90045  
Phone: 310-337-0500  
Fax: 310-337-0042



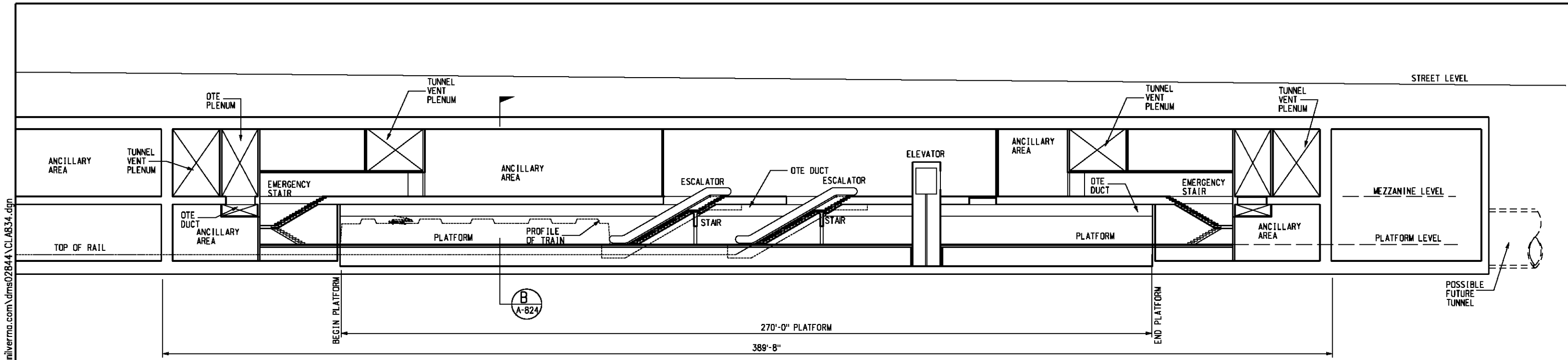
DESIGNED BY	S. DEBNATH
DRAWN BY	G. LEVOSHOV
CHECKED BY	M. PEKA
IN CHARGE	A. VERMA
DATE	12-10-10

REV	DATE	BY	APP	REG NO	EXPIRES	SEAL HOLDER	DESCRIPTION

THE PREPARATION OF THIS  
DRAWING HAS BEEN FINANCED IN  
PART THROUGH A GRANT FROM  
THE U.S. DEPARTMENT OF  
TRANSPORTATION, FEDERAL TRANSIT  
ADMINISTRATION (FTA), UNDER THE  
FEDERAL TRANSIT ACT OF 1984, AS  
AMENDED, AND IN PART BY THE  
TAXES OF THE CITIZENS OF  
LOS ANGELES COUNTY AND OF  
THE STATE OF CALIFORNIA.

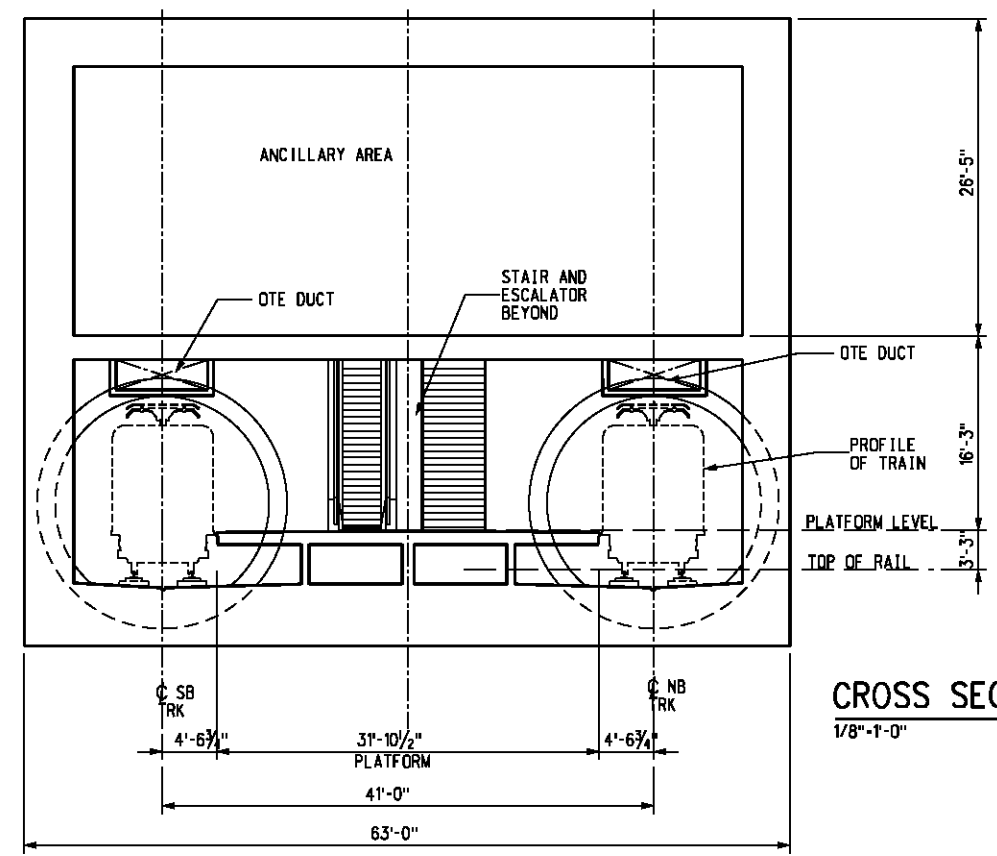
Plot Driver = printer\_11x17.plt  
 Pentable=MTA.TBL  
 USER=Georgiy  
 2:02:08 PM 12/9/2010  
 c:\pwworking\hmm\georgiy\anilverma.com\dms02844\CLAB33.dgn





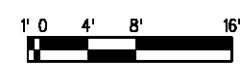
**LONGITUDINAL SECTION**  
1/16"=1'-0"

**A**  
A-834  
A-831  
A-832  
A-833



**CROSS SECTION**  
1/8"=1'-0"

**B**  
A-834  
A-831  
A-832  
A-833



BASE PROJECT

**CRENSHAW/LAX  
TRANSIT CORRIDOR PROJECT**  
CRENSHAW/EXPOSITION UNDERGROUND  
STATION - SECTIONS

CONTRACT NO	E0117
DRAWING NO	A-834
SCALE	AS NOTED
SHEET NO	290

REV	DATE	BY	APP	REG NO	EXPIRES	SEAL HOLDER	DESCRIPTION

DESIGNED BY  
S. DEBNATH  
DRAWN BY  
G. LEVASHOV  
CHECKED BY  
M. PEKA  
IN CHARGE  
A. VERMA  
DATE  
12-10-10

FOR REVIEW  
ONLY NOT FOR  
CONSTRUCTION  
LEE W ABRAMSON  
C44285



**LOS ANGELES COUNTY METROPOLITAN  
TRANSPORTATION AUTHORITY**

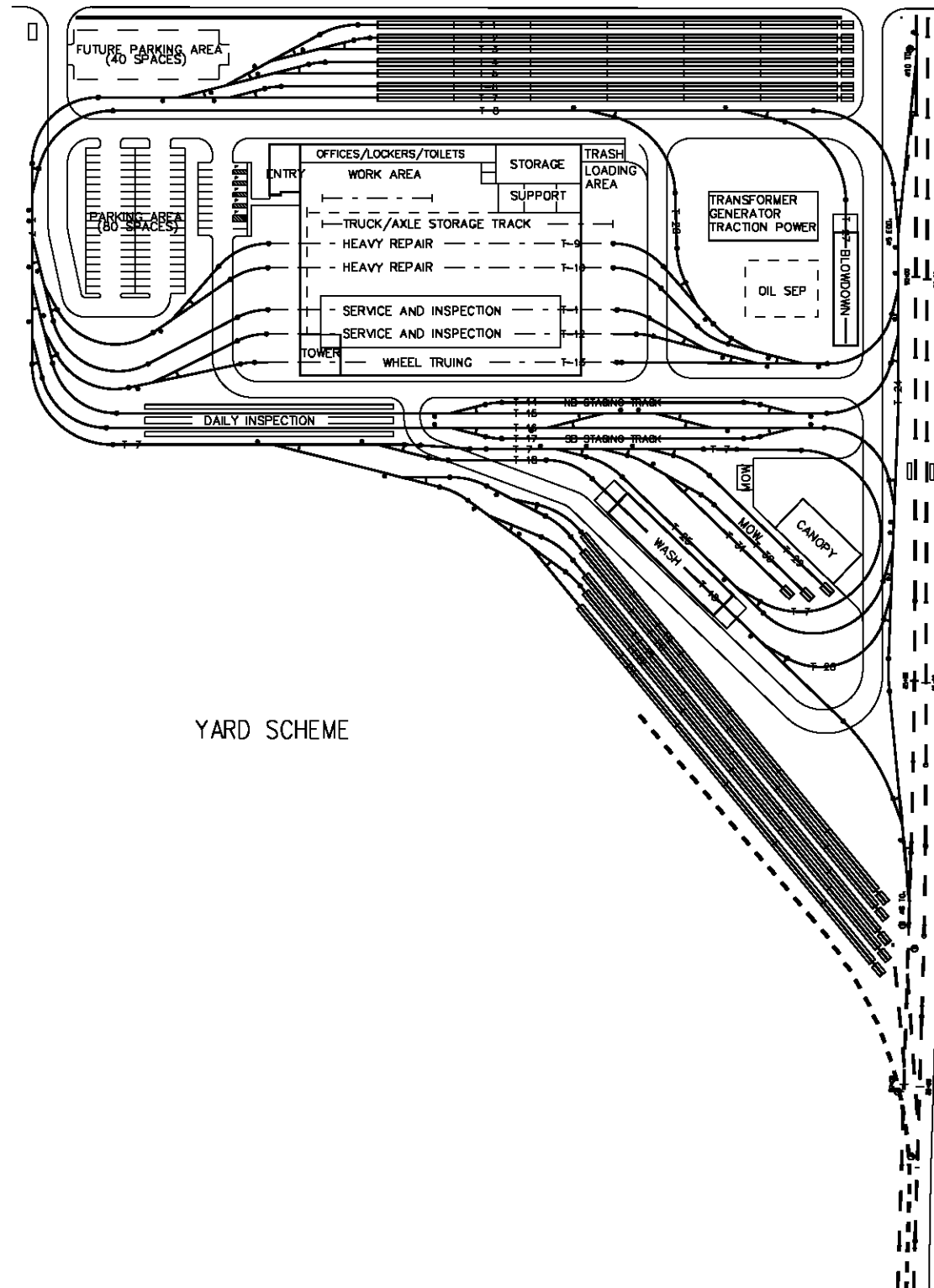


6151 W. Century Blvd.  
Suite 800  
Los Angeles, CA 90045  
Phone: 310-337-0500  
Fax: 310-337-0042




Plot Driver = printer\_11x17.plt  
 USER=Georgiy  
 2:08:51 PM 12/9/2010  
 c:\pwworking\hmm\georgiy\anilverma.com\dms02844\CL\A834.dgn

C:\Documents and Settings\SOL57960\Desktop\feis-feis-101\_SW-YardConcept\_Cmtm.dgn  
 USER-SOL57960 2:08:49 PM 8/16/2011  
 Pentable-MTA.TBL  
 Plot Driver - pdf\_11x17\_rev1.plt



YARD SCHEME



THE PREPARATION OF THIS DRAWING HAS BEEN FINANCED IN PART THROUGH A GRANT FROM THE U.S. DEPARTMENT OF TRANSPORTATION, FEDERAL TRANSIT ADMINISTRATION (FTA), UNDER THE FEDERAL TRANSIT ACT OF 1984, AS AMENDED, AND IN PART BY THE TAXES OF THE CITIZENS OF LOS ANGELES COUNTY AND OF THE STATE OF CALIFORNIA.

REV	DATE	BY	APP	REG NO	EXPIRES	SEAL HOLDER	DESCRIPTION

DESIGNED BY  
T. Turanick  
 DRAWN BY  
M. Semeraro  
 CHECKED BY  
L. Morgan  
 IN CHARGE  
L. Morgan  
 DATE  
08-15-2011

FOR REVIEW ONLY NOT FOR CONSTRUCTION  
 LEE W ABRAMSON  
 C44285

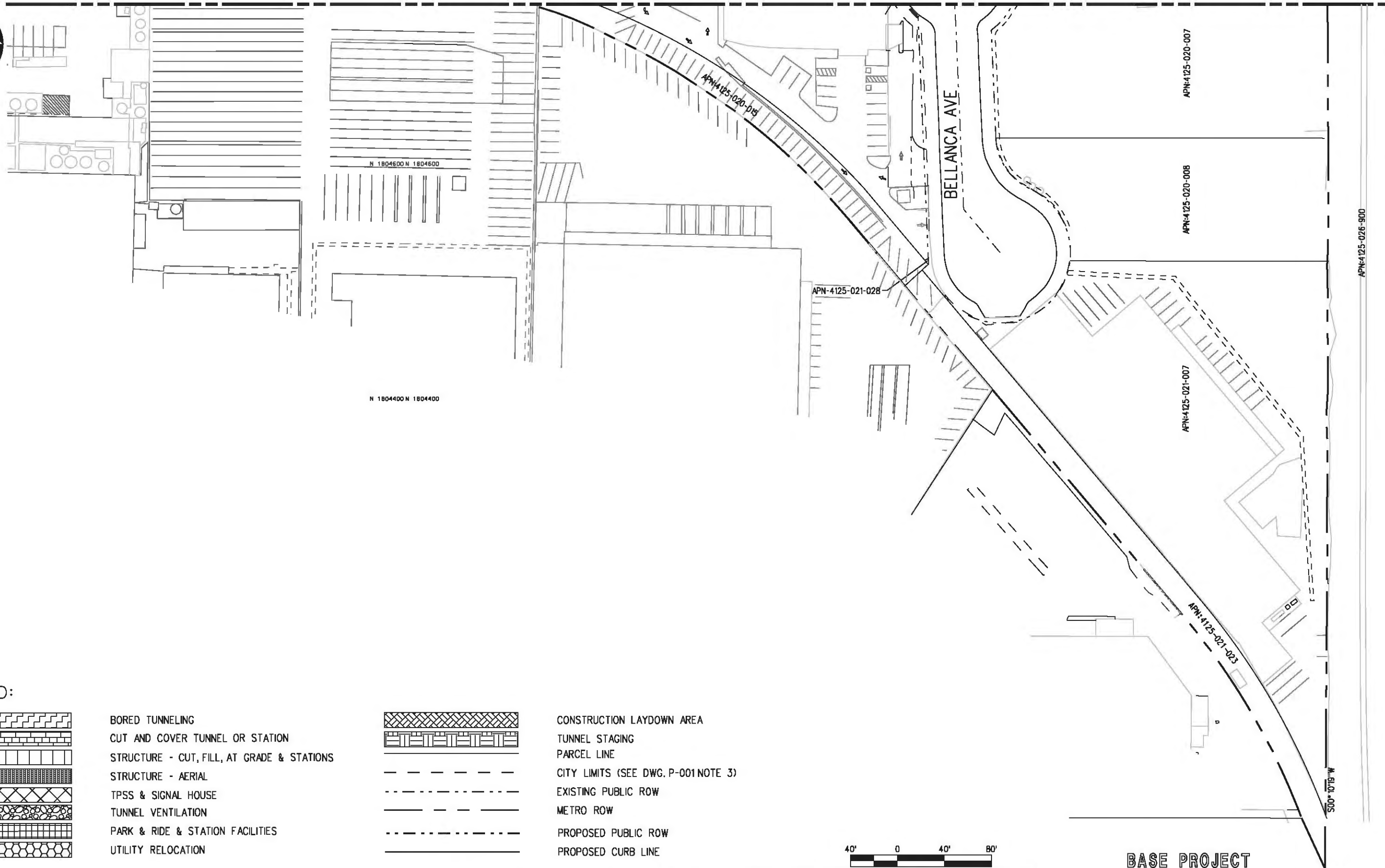


LOS ANGELES COUNTY METROPOLITAN TRANSPORTATION AUTHORITY  
 6121 W. Century Blvd. Suite 800 Los Angeles, CA 90045 Phone: 310-337-0500 Fax: 310-337-0042


CRENSHAW/LAX TRANSIT CORRIDOR PROJECT SOUTHWESTERN YARD SITE PLAN

CONTRACT NO	E0117
DRAWING NO	SP-101
SCALE	1"=100'-0"
SHEET NO	314


MATCH LINE SEE DWG P-101



LEGEND:



BORED TUNNELING  
 CUT AND COVER TUNNEL OR STATION  
 STRUCTURE - CUT, FILL, AT GRADE & STATIONS  
 STRUCTURE - AERIAL  
 TPSS & SIGNAL HOUSE  
 TUNNEL VENTILATION  
 PARK & RIDE & STATION FACILITIES  
 UTILITY RELOCATION



CONSTRUCTION LAYDOWN AREA  
 TUNNEL STAGING  
 PARCEL LINE  
 CITY LIMITS (SEE DWG. P-001 NOTE 3)  
 EXISTING PUBLIC ROW  
 METRO ROW  
 PROPOSED PUBLIC ROW  
 PROPOSED CURB LINE



BASE PROJECT

Plot Driver - pdf\_11x17\_rev1.plt USER-SOL57960 7:28:06 AM 8/25/2011 C:\veys-feir\Site 14\VP-100\_row\_mtm.dgn

THE PREPARATION OF THIS DRAWING HAS BEEN FINANCED IN PART THROUGH A GRANT FROM THE U.S. DEPARTMENT OF TRANSPORTATION, FEDERAL TRANSIT ADMINISTRATION (FTA), UNDER THE FEDERAL TRANSIT ACT OF 1984, AS AMENDED, AND IN PART BY THE TAXES OF THE CITIZENS OF LOS ANGELES COUNTY AND OF THE STATE OF CALIFORNIA.

REV	DATE	BY	APP	REG NO	EXPIRES	SEAL HOLDER	DESCRIPTION

DESIGNED BY  
M.Semeraro  
 DRAWN BY  
M.Semeraro  
 CHECKED BY  
L.Morgan  
 IN CHARGE  
L.Morgan  
 DATE  
08-15-2011

FOR REVIEW ONLY NOT FOR CONSTRUCTION  
 LEE W ABRAMSON  
 C44285

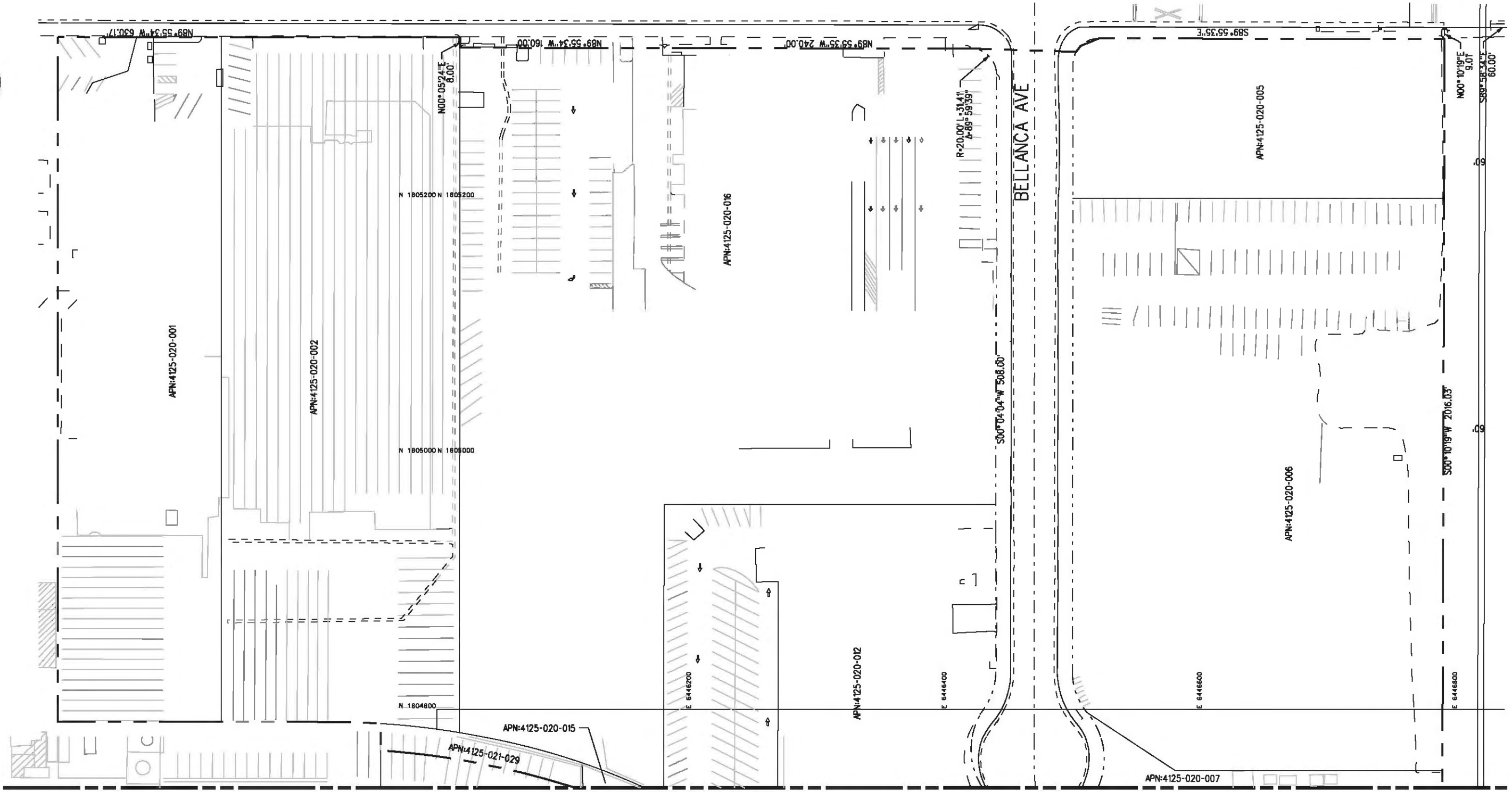
**Metro** LOS ANGELES COUNTY METROPOLITAN TRANSPORTATION AUTHORITY

**Hatch Mott MacDonald**  
 6121 W. Century Blvd.  
 Suite 800  
 Los Angeles, CA 90045  
 Phone: 310-337-0500  
 Fax: 310-337-0042

CRENSHAW/LAX TRANSIT CORRIDOR PROJECT  
 PROPOSED RIGHT OF WAY PLAN  
 SHEET 1 OF 2

CONTRACT NO	E0117
DRAWING NO	P-100
SCALE	1"=40'
SHEET NO	315

Plot Driver - pdf\_11x17\_rev1.plt Pentable-MTA.TBL USER-SOL57960 7:56:32 AM 8/25/2011 C:\vies-feir\Site 14\VP-101\_row\_mtm.dgn



MATCH LINE SEE DWG P-100

LEGEND:

	BORED TUNNELING		TUNNEL VENTILATION		PARCEL LINE
	CUT AND COVER TUNNEL OR STATION		PARK & RIDE & STATION FACILITIES		CITY LIMITS (SEE DWG. P-001 NOTE 3)
	STRUCTURE - CUT, FILL, AT GRADE & STATIONS		UTILITY RELOCATION		EXISTING PUBLIC ROW
	STRUCTURE - AERIAL		CONSTRUCTION LAYDOWN AREA		METRO ROW
	TPSS & SIGNAL HOUSE		TUNNEL STAGING		PROPOSED PUBLIC ROW
					PROPOSED CURB LINE



THE PREPARATION OF THIS DRAWING HAS BEEN FINANCED IN PART THROUGH A GRANT FROM THE U.S. DEPARTMENT OF TRANSPORTATION, FEDERAL TRANSIT ADMINISTRATION (FTA), UNDER THE FEDERAL TRANSIT ACT OF 1984, AS AMENDED, AND IN PART BY THE TAXES OF THE CITIZENS OF LOS ANGELES COUNTY AND OF THE STATE OF CALIFORNIA.

REV	DATE	BY	APP	REG NO	EXPIRES	SEAL HOLDER	DESCRIPTION

DESIGNED BY  
M.Semeraro  
DRAWN BY  
M.Semeraro  
CHECKED BY  
L.Morgan  
IN CHARGE  
L.Morgan  
DATE  
08-15-2011

FOR REVIEW ONLY NOT FOR CONSTRUCTION  
LEE W ABRAMSON  
C44285

**Metro** LOS ANGELES COUNTY METROPOLITAN TRANSPORTATION AUTHORITY

**Hatch Mott MacDonald**  
6121 W. Century Blvd.  
Suite 800  
Los Angeles, CA 90045  
Phone: 310-337-0500  
Fax: 310-337-0042

CRENSHAW/LAX  
TRANSIT CORRIDOR PROJECT  
PROPOSED RIGHT OF WAY PLAN  
SHEET 2 OF 2

CONTRACT NO	E0117
DRAWING NO	P-101
SCALE	1" = 40'
SHEET NO	316



Los Angeles County  
Metropolitan Transportation Authority

One Gateway Plaza  
Los Angeles, CA 90012-2952

213.922.9200 Tel  
213.922.5259 Fax  
metro.net



*Prepared by The US Department of Transportation Federal Transit Administration  
and The Los Angeles County Metropolitan Transportation Authority*