



Metro

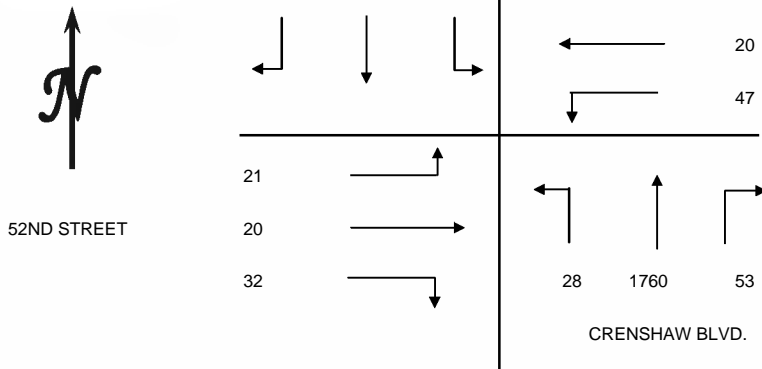
**APPENDIX G SUPPLEMENT  
SUPPLEMENTAL TRAFFIC AND PEDESTRIAN  
COUNTS FOR SELECTED INTERSECTIONS**

## INTERSECTION TURNING MOVEMENT COUNT SUMMARY

CLIENT: FEHRS AND PEERS  
 PROJECT: CRENSHAW TRAFFIC COUNTS  
 DATE: THURSDAY, FEBRUARY 25, 2010  
 PERIOD: 7:00 AM TO 9:00 AM  
 INTERSECTION: N/S CRENSHAW BLVD.  
 E/W 52ND STREET

15 MIN COUNTS PERIOD	1 SBRT	2 SBTH	3 SBLT	4 WBRT	5 WBTH	6 WBLT	7 NBRT	8 NBTH	9 NBLT	10 EBRT	11 EBTH	12 EBLT	TOTALS
700-715	2	220	4	4	2	4	4	434	0	4	0	2	680
715-730	5	247	9	14	3	4	4	450	5	4	3	2	750
730-745	3	298	9	15	5	6	21	476	20	9	4	9	875
745-800	2	323	8	19	6	18	16	427	3	6	10	6	844
800-815	2	313	7	15	6	19	12	407	0	13	3	4	801
815-830	2	275	3	5	0	3	2	388	0	2	4	1	685
830-845	5	246	4	4	3	5	3	353	6	3	0	2	634
845-900	1	219	2	5	4	0	4	362	1	2	0	2	602
<b>HOUR TOTALS</b>													
700-800	12	1088	30	52	16	32	45	1787	28	23	17	19	3149
715-815	12	1181	33	63	20	47	53	1760	28	32	20	21	3270
730-830	9	1209	27	54	17	46	51	1698	23	30	21	20	3205
745-845	11	1157	22	43	15	45	33	1575	9	24	17	13	2964
800-900	10	1053	16	29	13	27	21	1510	7	20	7	9	2722

AM PEAK HOUR  
715-815



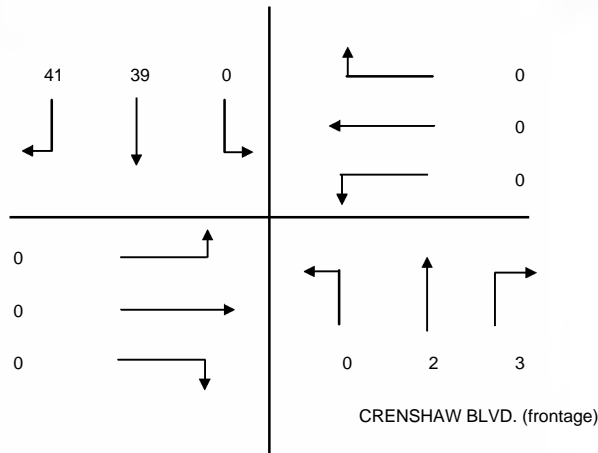
PEDESTRIAN COUNTS				
PERIOD	NORTH LEG	EAST LEG	SOUTH LEG	WEST LEG
700-715	1	4	1	0
715-730	4	14	1	1
730-745	7	15	0	2
745-800	2	20	1	2
800-815	7	14	2	1
815-830	0	5	1	4
830-845	0	4	3	2
845-900	0	5	0	2
<b>HOUR TOTALS</b>				
700-800	14	53	3	5
715-815	20	63	4	6
730-830	16	54	4	9
745-845	9	43	7	9
800-900	7	28	6	9

## INTERSECTION TURNING MOVEMENT COUNT SUMMARY

CLIENT: FEHRS AND PEERS  
 PROJECT: CRENSHAW TRAFFIC COUNTS  
 DATE: THURSDAY, FEBRUARY 25, 2010  
 PERIOD: 7:00 AM TO 9:00 AM  
 INTERSECTION: N/S CRENSHAW BLVD. (frontage)  
 E/W 52ND STREET

15 MIN COUNTS PERIOD	1 SBRT	2 SBTH	3 SBLT	4 WBRT	5 WBTH	6 WBLT	7 NBRT	8 NBTH	9 NBLT	10 EBRT	11 EBTH	12 EBLT	TOTALS
700-715	1	2	0	0	0	0	0	1	0	0	0	0	4
715-730	5	9	0	0	0	0	2	0	0	0	0	0	16
730-745	22	17	0	0	0	0	0	0	0	0	0	0	39
745-800	11	7	0	0	0	0	1	0	0	0	0	0	19
800-815	3	6	0	0	0	0	0	2	0	0	0	0	11
815-830	0	0	0	0	0	0	2	1	0	0	0	0	3
830-845	2	2	0	0	0	0	2	4	0	0	0	0	10
845-900	3	1	0	0	0	0	2	0	0	0	0	0	6
<b>HOUR TOTALS</b>													
700-800	39	35	0	0	0	0	3	1	0	0	0	0	78
715-815	41	39	0	0	0	0	3	2	0	0	0	0	85
730-830	36	30	0	0	0	0	3	3	0	0	0	0	72
745-845	16	15	0	0	0	0	5	7	0	0	0	0	43
800-900	8	9	0	0	0	0	6	7	0	0	0	0	30

AM PEAK HOUR  
715-815



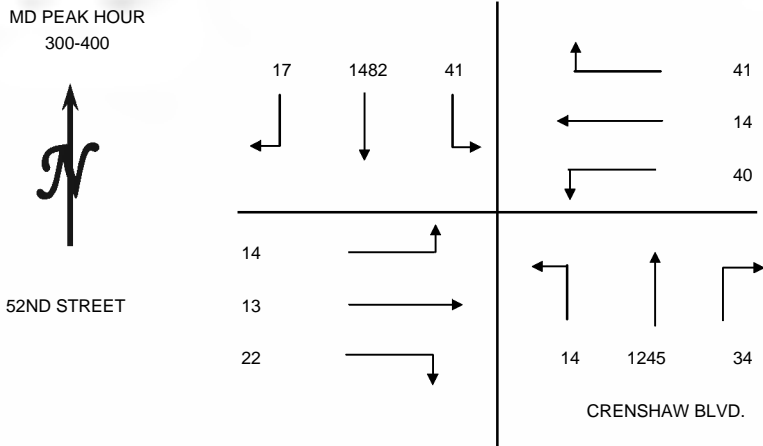
### PEDESTRIAN COUNTS

15 MIN COUNTS PERIOD	NORTH LEG	EAST LEG	SOUTH LEG	WEST LEG
700-715	0	0	0	0
715-730	0	0	0	0
730-745	0	0	0	0
745-800	0	0	0	0
800-815	0	0	0	0
815-830	0	0	0	0
830-845	0	0	0	0
845-900	0	0	0	0
<b>HOUR TOTALS</b>				
700-800	0	0	0	0
715-815	0	0	0	0
730-830	0	0	0	0
745-845	0	0	0	0
800-900	0	0	0	0

## INTERSECTION TURNING MOVEMENT COUNT SUMMARY

CLIENT: FEHRS AND PEERS  
 PROJECT: CRENSHAW TRAFFIC COUNTS  
 DATE: THURSDAY, FEBRUARY 25, 2010  
 PERIOD: 2:00 MD TO 4:00 MD  
 INTERSECTION: N/S CRENSHAW BLVD.  
 E/W 52ND STREET

15 MIN COUNTS PERIOD	1 SBRT	2 SBTH	3 SBLT	4 WBRT	5 WBTH	6 WBLT	7 NBRT	8 NBTH	9 NBLT	10 EBRT	11 EBTH	12 EBLT	TOTALS
200-215	2	316	7	3	1	3	2	301	3	5	1	3	647
215-230	2	302	7	6	2	2	7	326	4	3	2	2	665
230-245	4	311	13	9	2	7	10	311	10	3	2	2	684
245-300	3	326	8	8	4	6	6	314	3	7	7	2	694
300-315	2	341	10	14	2	12	11	315	6	10	4	4	731
315-330	8	385	9	16	5	15	12	317	5	2	3	2	779
330-345	5	380	19	4	3	6	7	307	1	6	2	6	746
345-400	2	376	3	7	4	7	4	306	2	4	4	2	721
<b>HOUR TOTALS</b>													
200-300	11	1255	35	26	9	18	25	1252	20	18	12	9	2690
215-315	11	1280	38	37	10	27	34	1266	23	23	15	10	2774
230-330	17	1363	40	47	13	40	39	1257	24	22	16	10	2888
245-345	18	1432	46	42	14	39	36	1253	15	25	16	14	2950
300-400	17	1482	41	41	14	40	34	1245	14	22	13	14	2977



PEDESTRIAN COUNTS				
15 MIN COUNTS PERIOD	NORTH LEG	EAST LEG	SOUTH LEG	WEST LEG
200-215	1	0	1	1
215-230	0	0	5	1
230-245	6	7	0	1
245-300	2	6	0	0
300-315	9	8	0	2
315-330	4	7	0	2
330-345	2	3	1	0
345-400	1	2	0	0
<b>HOUR TOTALS</b>				
200-300	9	13	6	3
215-315	17	21	5	4
230-330	21	28	0	5
245-345	17	24	1	4
300-400	16	20	1	4

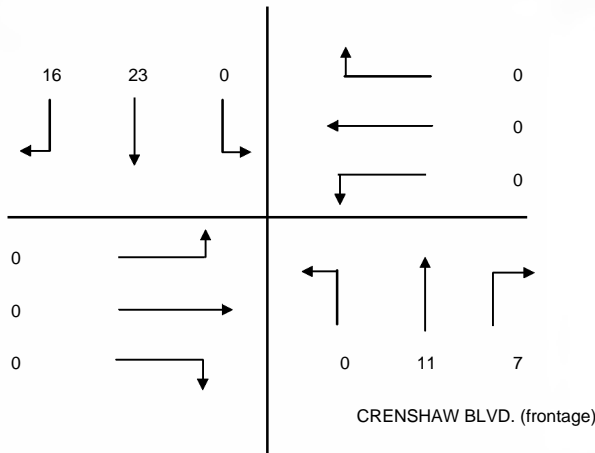
## INTERSECTION TURNING MOVEMENT COUNT SUMMARY

CLIENT: FEHRS AND PEERS  
 PROJECT: CRENSHAW TRAFFIC COUNTS  
 DATE: THURSDAY, FEBRUARY 25, 2010  
 PERIOD: 2:00 MD TO 4:00 MD  
 INTERSECTION: N/S CRENSHAW BLVD. (frontage)  
 E/W 52ND STREET

### VEHICLE COUNTS

15 MIN COUNTS	1	2	3	4	5	6	7	8	9	10	11	12	TOTALS
PERIOD	SBRT	SBTH	SBLT	WBRT	WBTH	WBLT	NBRT	NBTH	NBLT	EBRT	EBTH	EBLT	
200-215	1	2	0	0	0	0	3	1	0	0	0	0	7
215-230	0	2	0	0	0	0	3	3	0	0	0	0	8
230-245	2	2	0	0	0	0	3	1	0	0	0	0	8
245-300	0	4	0	0	0	0	1	6	0	0	0	0	11
300-315	3	0	0	0	0	0	1	3	0	0	0	0	7
315-330	10	13	0	0	0	0	0	1	0	0	0	0	24
330-345	3	6	0	0	0	0	5	1	0	0	0	0	15
345-400	0	1	0	0	0	0	0	1	0	0	0	0	2
<b>HOUR TOTALS</b>													
200-300	3	10	0	0	0	0	10	11	0	0	0	0	34
215-315	5	8	0	0	0	0	8	13	0	0	0	0	34
230-330	15	19	0	0	0	0	5	11	0	0	0	0	50
245-345	16	23	0	0	0	0	7	11	0	0	0	0	57
300-400	16	20	0	0	0	0	6	6	0	0	0	0	48

MD PEAK HOUR  
245-345



### PEDESTRIAN COUNTS

PERIOD	NORTH LEG	EAST LEG	SOUTH LEG	WEST LEG
200-215	0	0	0	0
215-230	0	0	0	0
230-245	0	0	0	0
245-300	0	0	0	0
300-315	0	0	0	0
315-330	0	0	0	0
330-345	0	0	0	0
345-400	0	0	0	0
<b>HOUR TOTALS</b>				
200-300	0	0	0	0
215-315	0	0	0	0
230-330	0	0	0	0
245-345	0	0	0	0
300-400	0	0	0	0

## INTERSECTION TURNING MOVEMENT COUNT SUMMARY

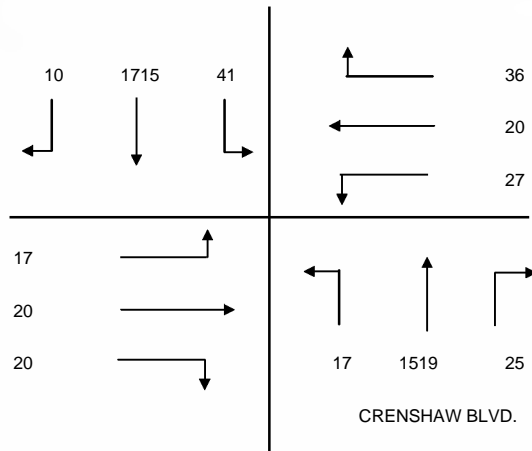
CLIENT: FEHRS AND PEERS  
 PROJECT: CRENSHAW TRAFFIC COUNTS  
 DATE: THURSDAY, FEBRUARY 25, 2010  
 PERIOD: 4:00 PM TO 6:00 PM  
 INTERSECTION: N/S CRENSHAW BLVD.  
 E/W 52ND STREET

15 MIN COUNTS PERIOD	1 SBRT	2 SBTH	3 SBLT	4 WBRT	5 WBTH	6 WBLT	7 NBRT	8 NBTH	9 NBLT	10 EBRT	11 EBTH	12 EBLT	TOTALS
400-415	5	367	14	8	5	3	5	332	1	3	1	2	746
415-430	1	392	5	3	5	5	2	365	6	2	3	4	793
430-445	2	425	8	2	5	3	3	342	6	8	6	4	814
445-500	5	415	8	7	3	3	7	309	2	5	1	4	769
500-515	1	402	8	9	3	7	5	343	5	3	6	7	799
515-530	5	443	6	6	3	3	9	354	4	5	5	2	845
530-545	2	440	14	12	5	11	6	440	6	10	4	6	956
545-600	2	430	13	9	9	6	5	382	2	2	5	2	867
<b>HOUR TOTALS</b>													
400-500	13	1599	35	20	18	14	17	1348	15	18	11	14	3122
415-515	9	1634	29	21	16	18	17	1359	19	18	16	19	3175
430-530	13	1685	30	24	14	16	24	1348	17	21	18	17	3227
445-545	13	1700	36	34	14	24	27	1446	17	23	16	19	3369
500-600	10	1715	41	36	20	27	25	1519	17	20	20	17	3467

PM PEAK HOUR  
500-600



52ND STREET



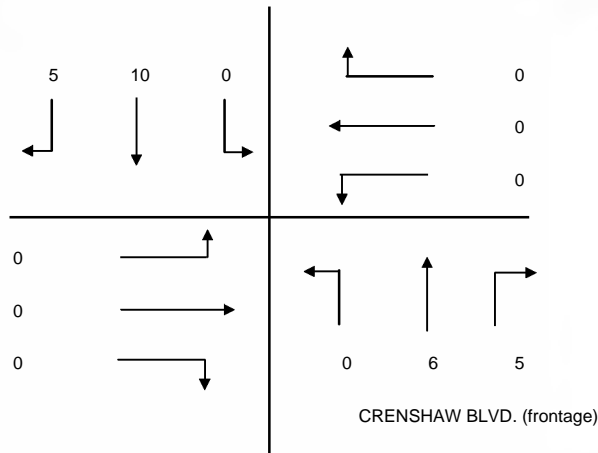
PEDESTRIAN COUNTS				
15 MIN COUNTS PERIOD	NORTH LEG	EAST LEG	SOUTH LEG	WEST LEG
400-415	3	2	1	8
415-430	1	5	2	2
430-445	2	6	0	0
445-500	1	7	0	1
500-515	3	2	3	2
515-530	2	2	0	0
530-545	1	4	0	3
545-600	4	2	2	5
<b>HOUR TOTALS</b>				
400-500	7	20	3	11
415-515	7	20	5	5
430-530	8	17	3	3
445-545	7	15	3	6
500-600	10	10	5	10

## INTERSECTION TURNING MOVEMENT COUNT SUMMARY

CLIENT: FEHRS AND PEERS  
 PROJECT: CRENSHAW TRAFFIC COUNTS  
 DATE: THURSDAY, FEBRUARY 25, 2010  
 PERIOD: 4:00 PM TO 6:00 PM  
 INTERSECTION: N/S CRENSHAW BLVD. (frontage)  
 E/W 52ND STREET

15 MIN COUNTS PERIOD	1 SBRT	2 SBTH	3 SBLT	4 WBRT	5 WBTH	6 WBLT	7 NBRT	8 NBTH	9 NBLT	10 EBRT	11 EBTH	12 EBLT	TOTALS
400-415	3	7	0	0	0	0	1	0	0	0	0	0	11
415-430	1	1	0	0	0	0	2	3	0	0	0	0	7
430-445	1	1	0	0	0	0	0	0	0	0	0	0	2
445-500	0	1	0	0	0	0	2	3	0	0	0	0	6
500-515	0	1	0	0	0	0	2	0	0	0	0	0	3
515-530	1	1	0	0	0	0	1	3	1	0	0	0	7
530-545	1	0	0	0	0	0	1	2	0	0	0	0	4
545-600	0	0	0	0	0	0	0	3	0	0	0	0	3
<b>HOUR TOTALS</b>													
400-500	5	10	0	0	0	0	5	6	0	0	0	0	26
415-515	2	4	0	0	0	0	6	6	0	0	0	0	18
430-530	2	4	0	0	0	0	5	6	1	0	0	0	18
445-545	2	3	0	0	0	0	6	8	1	0	0	0	20
500-600	2	2	0	0	0	0	4	8	1	0	0	0	17

PM PEAK HOUR  
400-500

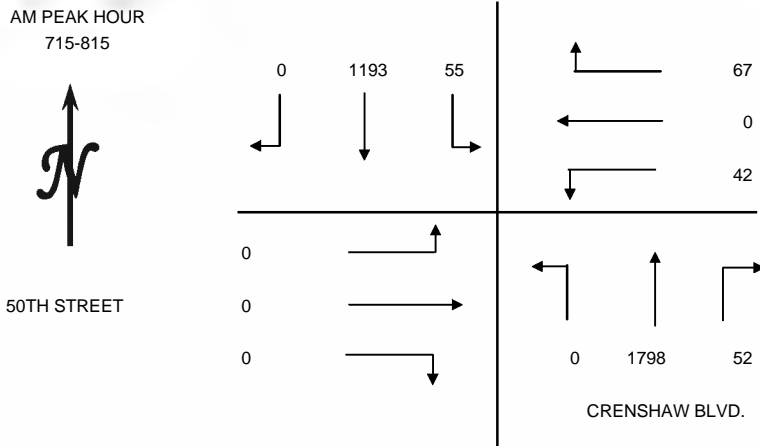


<b>PEDESTRIAN COUNTS</b>				
15 MIN COUNTS PERIOD	NORTH LEG	EAST LEG	SOUTH LEG	WEST LEG
400-415	0	0	0	0
415-430	0	0	0	0
430-445	0	0	0	0
445-500	0	0	0	0
500-515	0	0	0	0
515-530	0	0	0	0
530-545	0	0	0	0
545-600	0	0	0	0
<b>HOUR TOTALS</b>				
400-500	0	0	0	0
415-515	0	0	0	0
430-530	0	0	0	0
445-545	0	0	0	0
500-600	0	0	0	0

## INTERSECTION TURNING MOVEMENT COUNT SUMMARY

CLIENT: FEHRS AND PEERS  
 PROJECT: CRENSHAW TRAFFIC COUNTS  
 DATE: THURSDAY, FEBRUARY 25, 2010  
 PERIOD: 7:00 AM TO 9:00 AM  
 INTERSECTION: N/S CRENSHAW BLVD.  
 E/W 50TH STREET

15 MIN COUNTS PERIOD	1 SBRT	2 SBTH	3 SBLT	4 WBRT	5 WBTH	6 WBLT	7 NBRT	8 NBTH	9 NBLT	10 EBRT	11 EBTH	12 EBLT	TOTALS
700-715	0	217	6	9	0	1	1	449	0	0	0	0	683
715-730	0	251	12	11	0	0	3	456	0	0	0	0	733
730-745	0	313	19	26	0	3	17	479	0	0	0	0	857
745-800	0	315	17	16	0	25	19	448	0	0	0	0	840
800-815	0	314	7	14	0	14	13	415	0	0	0	0	777
815-830	0	263	7	5	0	2	9	387	0	0	0	0	673
830-845	0	213	6	6	0	8	9	356	0	0	0	0	598
845-900	0	239	5	4	0	4	4	357	0	0	0	0	613
<b>HOUR TOTALS</b>													
700-800	0	1096	54	62	0	29	40	1832	0	0	0	0	3113
715-815	0	1193	55	67	0	42	52	1798	0	0	0	0	3207
730-830	0	1205	50	61	0	44	58	1729	0	0	0	0	3147
745-845	0	1105	37	41	0	49	50	1606	0	0	0	0	2888
800-900	0	1029	25	29	0	28	35	1515	0	0	0	0	2661



PEDESTRIAN COUNTS				
PERIOD	NORTH LEG	EAST LEG	SOUTH LEG	WEST LEG
700-715	4	3	0	0
715-730	9	5	0	0
730-745	35	4	0	0
745-800	22	1	0	0
800-815	9	3	0	0
815-830	6	5	0	0
830-845	3	3	0	0
845-900	0	2	0	0
<b>HOUR TOTALS</b>				
700-800	70	13	0	0
715-815	75	13	0	0
730-830	72	13	0	0
745-845	40	12	0	0
800-900	18	13	0	0

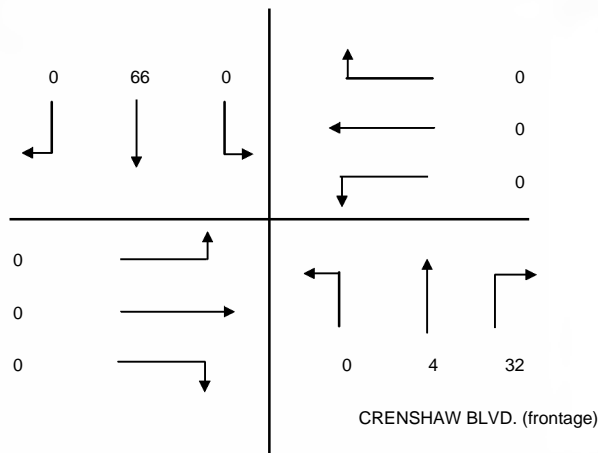


## INTERSECTION TURNING MOVEMENT COUNT SUMMARY

CLIENT: FEHRS AND PEERS  
 PROJECT: CRENSHAW TRAFFIC COUNTS  
 DATE: THURSDAY, FEBRUARY 25, 2010  
 PERIOD: 7:00 AM TO 9:00 AM  
 INTERSECTION: N/S CRENSHAW BLVD. (frontage)  
 E/W 50TH STREET

15 MIN COUNTS PERIOD	1 SBRT	2 SBTH	3 SBLT	4 WBRT	5 WBTH	6 WBLT	7 NBRT	8 NBTH	9 NBLT	10 EBRT	11 EBTH	12 EBLT	TOTALS
700-715	0	4	0	0	0	0	0	1	0	0	0	0	5
715-730	0	14	0	0	0	0	2	0	0	0	0	0	16
730-745	0	37	0	0	0	0	11	2	0	0	0	0	50
745-800	0	13	0	0	0	0	13	1	0	0	0	0	27
800-815	0	2	0	0	0	0	6	1	0	0	0	0	9
815-830	0	4	0	0	0	0	2	0	0	0	0	0	6
830-845	0	1	0	0	0	0	1	1	0	0	0	0	3
845-900	0	4	0	0	0	0	2	0	0	0	0	0	6
<b>HOUR TOTALS</b>													
700-800	0	68	0	0	0	0	26	4	0	0	0	0	98
715-815	0	66	0	0	0	0	32	4	0	0	0	0	102
730-830	0	56	0	0	0	0	32	4	0	0	0	0	92
745-845	0	20	0	0	0	0	22	3	0	0	0	0	45
800-900	0	11	0	0	0	0	11	2	0	0	0	0	24

AM PEAK HOUR  
715-815

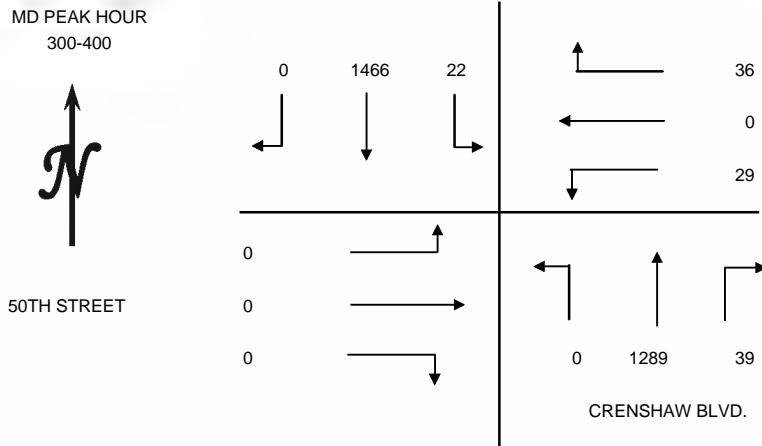


PEDESTRIAN COUNTS				
15 MIN COUNTS PERIOD	NORTH LEG	EAST LEG	SOUTH LEG	WEST LEG
700-715	0	0	0	0
715-730	0	0	0	0
730-745	0	0	0	0
745-800	0	0	0	0
800-815	0	0	0	0
815-830	0	0	0	0
830-845	0	0	0	0
845-900	0	0	0	0
<b>HOUR TOTALS</b>				
700-800	0	0	0	0
715-815	0	0	0	0
730-830	0	0	0	0
745-845	0	0	0	0
800-900	0	0	0	0

## INTERSECTION TURNING MOVEMENT COUNT SUMMARY

CLIENT: FEHRS AND PEERS  
 PROJECT: CRENSHAW TRAFFIC COUNTS  
 DATE: THURSDAY, FEBRUARY 25, 2010  
 PERIOD: 2:00 MD TO 4:00 MD  
 INTERSECTION: N/S CRENSHAW BLVD.  
 E/W 50TH STREET

15 MIN COUNTS PERIOD	1 SBRT	2 SBTH	3 SBLT	4 WBRT	5 WBTH	6 WBLT	7 NBRT	8 NBTH	9 NBLT	10 EBRT	11 EBTH	12 EBLT	TOTALS
200-215	0	302	6	4	0	2	6	297	0	0	0	0	617
215-230	0	313	11	5	0	4	11	341	0	0	0	0	685
230-245	0	316	9	2	0	6	7	318	0	0	0	0	658
245-300	0	335	8	9	0	6	9	321	0	0	0	0	688
300-315	0	368	10	9	0	11	8	304	0	0	0	0	710
315-330	0	334	3	16	0	11	14	343	0	0	0	0	721
330-345	0	387	3	6	0	6	11	325	0	0	0	0	738
345-400	0	377	6	5	0	1	6	317	0	0	0	0	712
<b>HOUR TOTALS</b>													
200-300	0	1266	34	20	0	18	33	1277	0	0	0	0	2648
215-315	0	1332	38	25	0	27	35	1284	0	0	0	0	2741
230-330	0	1353	30	36	0	34	38	1286	0	0	0	0	2777
245-345	0	1424	24	40	0	34	42	1293	0	0	0	0	2857
300-400	0	1466	22	36	0	29	39	1289	0	0	0	0	2881



PEDESTRIAN COUNTS				
PERIOD	NORTH LEG	EAST LEG	SOUTH LEG	WEST LEG
15 MIN COUNTS				
200-215	22	3	0	0
215-230	5	4	0	0
230-245	10	2	0	0
245-300	0	6	0	0
300-315	22	9	0	0
315-330	24	5	0	0
330-345	9	2	0	0
345-400	9	7	0	0
<b>HOUR TOTALS</b>				
200-300	37	15	0	0
215-315	37	21	0	0
230-330	56	22	0	0
245-345	55	22	0	0
300-400	64	23	0	0

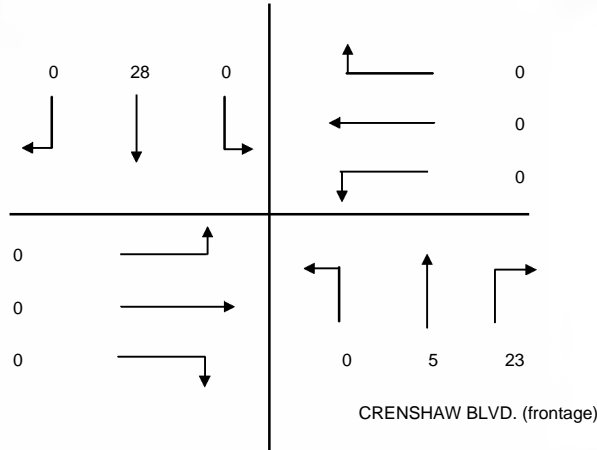
## INTERSECTION TURNING MOVEMENT COUNT SUMMARY

CLIENT: FEHRS AND PEERS  
 PROJECT: CRENSHAW TRAFFIC COUNTS  
 DATE: THURSDAY, FEBRUARY 25, 2010  
 PERIOD: 2:00 MD TO 4:00 MD  
 INTERSECTION: N/S CRENSHAW BLVD. (frontage)  
 E/W 50TH STREET

### VEHICLE COUNTS

15 MIN COUNTS	1	2	3	4	5	6	7	8	9	10	11	12	TOTALS
PERIOD	SBRT	SBTH	SBLT	WBRT	WBTH	WBLT	NBRT	NBTH	NBLT	EBRT	EBTH	EBLT	
200-215	0	3	0	0	0	0	2	1	0	0	0	0	6
215-230	0	8	0	0	0	0	5	2	0	0	0	0	15
230-245	0	5	0	0	0	0	2	1	0	0	0	0	8
245-300	0	2	0	0	0	0	5	1	0	0	0	0	8
300-315	0	17	0	0	0	0	3	2	0	0	0	0	22
315-330	0	7	0	0	0	0	9	1	0	0	0	0	17
330-345	0	2	0	0	0	0	6	1	0	0	0	0	9
345-400	0	3	0	0	0	0	2	0	0	0	0	0	5
<b>HOUR TOTALS</b>													
200-300	0	18	0	0	0	0	14	5	0	0	0	0	37
215-315	0	32	0	0	0	0	15	6	0	0	0	0	53
230-330	0	31	0	0	0	0	19	5	0	0	0	0	55
245-345	0	28	0	0	0	0	23	5	0	0	0	0	56
300-400	0	29	0	0	0	0	20	4	0	0	0	0	53

MD PEAK HOUR  
245-345



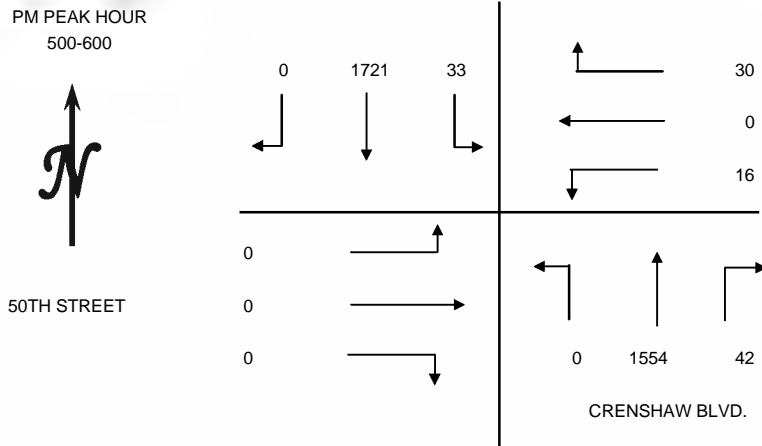
### PEDESTRIAN COUNTS

15 MIN COUNTS	NORTH LEG	EAST LEG	SOUTH LEG	WEST LEG
200-215	0	0	0	0
215-230	0	0	0	0
230-245	0	0	0	0
245-300	0	0	0	0
300-315	0	0	0	0
315-330	0	0	0	0
330-345	0	0	0	0
345-400	0	0	0	0
<b>HOUR TOTALS</b>				
200-300	0	0	0	0
215-315	0	0	0	0
230-330	0	0	0	0
245-345	0	0	0	0
300-400	0	0	0	0

## INTERSECTION TURNING MOVEMENT COUNT SUMMARY

CLIENT: FEHRS AND PEERS  
 PROJECT: CRENSHAW TRAFFIC COUNTS  
 DATE: THURSDAY, FEBRUARY 25, 2010  
 PERIOD: 4:00 PM TO 6:00 PM  
 INTERSECTION: N/S CRENSHAW BLVD.  
 E/W 50TH STREET

15 MIN COUNTS PERIOD	1 SBRT	2 SBTH	3 SBLT	4 WBRT	5 WBTH	6 WBLT	7 NBRT	8 NBTH	9 NBLT	10 EBRT	11 EBTH	12 EBLT	TOTALS
400-415	0	368	8	4	0	3	5	347	0	0	0	0	735
415-430	0	388	6	4	0	3	4	356	0	0	0	0	761
430-445	0	418	8	3	0	4	7	351	0	0	0	0	791
445-500	0	419	9	4	0	1	6	339	0	0	0	0	778
500-515	0	403	6	7	0	6	11	343	0	0	0	0	776
515-530	0	436	9	5	0	8	8	350	0	0	0	0	816
530-545	0	439	9	7	0	1	12	441	0	0	0	0	909
545-600	0	443	9	11	0	1	11	420	0	0	0	0	895
<b>HOUR TOTALS</b>													
400-500	0	1593	31	15	0	11	22	1393	0	0	0	0	3065
415-515	0	1628	29	18	0	14	28	1389	0	0	0	0	3106
430-530	0	1676	32	19	0	19	32	1383	0	0	0	0	3161
445-545	0	1697	33	23	0	16	37	1473	0	0	0	0	3279
500-600	0	1721	33	30	0	16	42	1554	0	0	0	0	3396



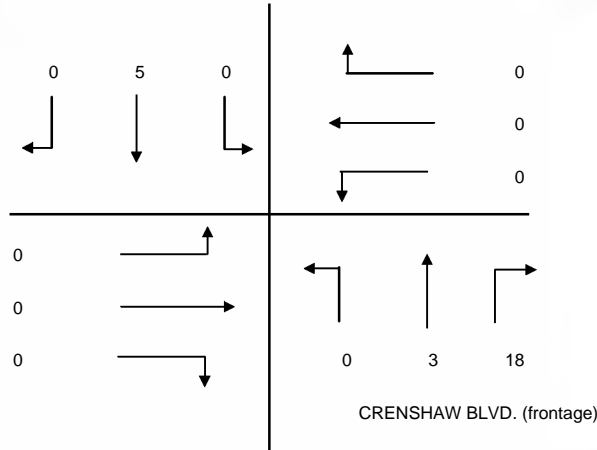
PEDESTRIAN COUNTS				
15 MIN COUNTS PERIOD	NORTH LEG	EAST LEG	SOUTH LEG	WEST LEG
400-415	9	0	0	0
415-430	3	4	0	0
430-445	9	4	0	0
445-500	5	5	0	0
500-515	5	6	0	0
515-530	3	2	0	0
530-545	5	3	0	0
545-600	1	0	0	0
<b>HOUR TOTALS</b>				
400-500	26	13	0	0
415-515	22	19	0	0
430-530	22	17	0	0
445-545	18	16	0	0
500-600	14	11	0	0

## INTERSECTION TURNING MOVEMENT COUNT SUMMARY

CLIENT: FEHRS AND PEERS  
 PROJECT: CRENSHAW TRAFFIC COUNTS  
 DATE: THURSDAY, FEBRUARY 25, 2010  
 PERIOD: 4:00 PM TO 6:00 PM  
 INTERSECTION: N/S CRENSHAW BLVD. (frontage)  
 E/W 50TH STREET

15 MIN COUNTS PERIOD	1 SBRT	2 SBTH	3 SBLT	4 WBRT	5 WBTH	6 WBLT	7 NBRT	8 NBTH	9 NBLT	10 EBRT	11 EBTH	12 EBLT	TOTALS
400-415	0	4	0	0	0	0	6	1	0	0	0	0	11
415-430	0	1	0	0	0	0	1	1	0	0	0	0	3
430-445	0	1	0	0	0	0	3	0	0	0	0	0	4
445-500	0	1	0	0	0	0	3	2	0	0	0	0	6
500-515	0	1	0	0	0	0	6	0	0	0	0	0	7
515-530	0	2	0	0	0	0	2	0	0	0	0	0	4
530-545	0	1	0	0	0	0	7	1	0	0	0	0	9
545-600	0	1	0	0	0	0	5	0	0	0	0	0	6
<b>HOUR TOTALS</b>													
400-500	0	7	0	0	0	0	13	4	0	0	0	0	24
415-515	0	4	0	0	0	0	13	3	0	0	0	0	20
430-530	0	5	0	0	0	0	14	2	0	0	0	0	21
445-545	0	5	0	0	0	0	18	3	0	0	0	0	26
500-600	0	5	0	0	0	0	20	1	0	0	0	0	26

PM PEAK HOUR  
445-545



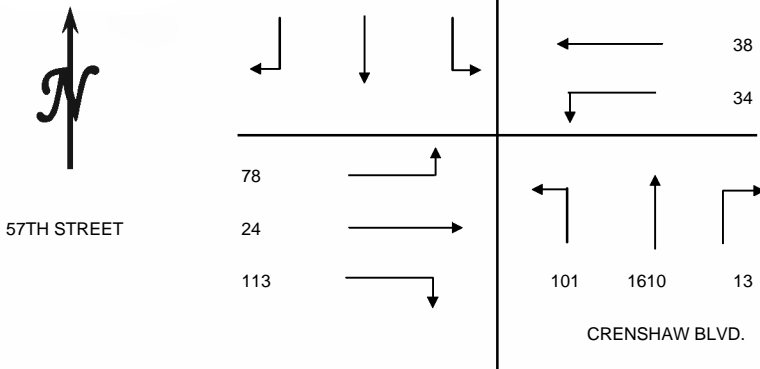
PEDESTRIAN COUNTS				
15 MIN COUNTS PERIOD	NORTH LEG	EAST LEG	SOUTH LEG	WEST LEG
400-415	0	0	0	0
415-430	0	0	0	0
430-445	0	0	0	0
445-500	0	0	0	0
500-515	0	0	0	0
515-530	0	0	0	0
530-545	0	0	0	0
545-600	0	0	0	0
<b>HOUR TOTALS</b>				
400-500	0	0	0	0
415-515	0	0	0	0
430-530	0	0	0	0
445-545	0	0	0	0
500-600	0	0	0	0

## INTERSECTION TURNING MOVEMENT COUNT SUMMARY

CLIENT: FEHRS AND PEERS  
 PROJECT: CRENSHAW TRAFFIC COUNTS  
 DATE: THURSDAY, FEBRUARY 25, 2010  
 PERIOD: 7:00 AM TO 9:00 AM  
 INTERSECTION: N/S CRENSHAW BLVD.  
 E/W 57TH STREET

15 MIN COUNTS PERIOD	1 SBRT	2 SBTH	3 SBLT	4 WBRT	5 WBTH	6 WBLT	7 NBRT	8 NBTH	9 NBLT	10 EBRT	11 EBTH	12 EBLT	TOTALS
700-715	3	214	4	15	9	4	2	364	6	17	2	11	651
715-730	8	242	7	23	13	5	4	433	16	19	2	13	785
730-745	16	337	2	22	8	19	5	403	39	36	7	28	922
745-800	18	283	9	20	4	6	3	400	21	29	7	23	823
800-815	25	357	10	17	13	4	1	374	25	29	8	14	877
815-830	13	251	5	13	5	5	2	369	8	14	9	16	710
830-845	10	237	11	14	5	0	3	326	9	11	4	14	644
845-900	7	212	13	8	7	3	3	317	7	7	7	10	601
<b>HOUR TOTALS</b>													
700-800	45	1076	22	80	34	34	14	1600	82	101	18	75	3181
715-815	67	1219	28	82	38	34	13	1610	101	113	24	78	3407
730-830	72	1228	26	72	30	34	11	1546	93	108	31	81	3332
745-845	66	1128	35	64	27	15	9	1469	63	83	28	67	3054
800-900	55	1057	39	52	30	12	9	1386	49	61	28	54	2832

AM PEAK HOUR  
715-815



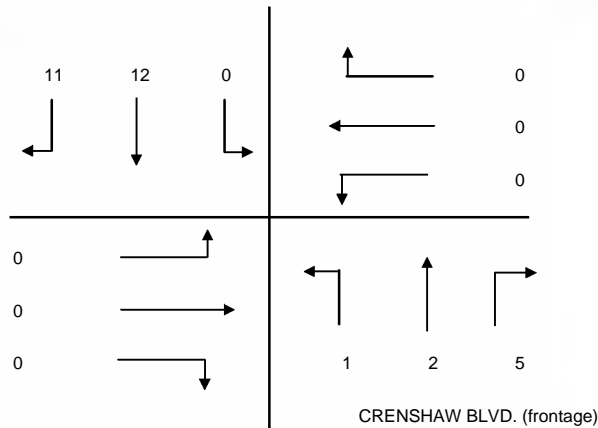
PEDESTRIAN COUNTS				
15 MIN COUNTS PERIOD	NORTH LEG	EAST LEG	SOUTH LEG	WEST LEG
700-715	5	8	2	4
715-730	2	12	6	5
730-745	2	22	2	14
745-800	3	18	2	9
800-815	0	9	1	5
815-830	4	10	1	5
830-845	3	11	1	1
845-900	7	7	2	7
<b>HOUR TOTALS</b>				
700-800	12	60	12	32
715-815	7	61	11	33
730-830	9	59	6	33
745-845	10	48	5	20
800-900	14	37	5	18

## INTERSECTION TURNING MOVEMENT COUNT SUMMARY

CLIENT: FEHRS AND PEERS  
 PROJECT: CRENSHAW TRAFFIC COUNTS  
 DATE: THURSDAY, FEBRUARY 25, 2010  
 PERIOD: 7:00 AM TO 9:00 AM  
 INTERSECTION: N/S CRENSHAW BLVD. (frontage)  
 E/W 57TH STREET

15 MIN COUNTS PERIOD	1 SBRT	2 SBTH	3 SBLT	4 WBRT	5 WBTH	6 WBLT	7 NBRT	8 NBTH	9 NBLT	10 EBRT	11 EBTH	12 EBLT	TOTALS
700-715	1	1	0	0	0	0	0	1	0	0	0	0	3
715-730	0	0	0	0	0	0	2	2	0	0	0	0	4
730-745	0	0	0	0	0	0	0	2	0	0	0	0	2
745-800	6	2	0	0	0	0	3	1	0	0	0	0	12
800-815	1	3	0	0	0	0	0	0	1	0	0	0	5
815-830	0	0	0	0	0	0	0	1	0	0	0	0	1
830-845	3	5	0	0	0	0	1	0	0	0	0	0	9
845-900	7	4	0	0	0	0	4	1	0	0	0	0	16
<b>HOUR TOTALS</b>													
700-800	7	3	0	0	0	0	5	6	0	0	0	0	21
715-815	7	5	0	0	0	0	5	5	1	0	0	0	23
730-830	7	5	0	0	0	0	3	4	1	0	0	0	20
745-845	10	10	0	0	0	0	4	2	1	0	0	0	27
800-900	11	12	0	0	0	0	5	2	1	0	0	0	31

AM PEAK HOUR  
800-900

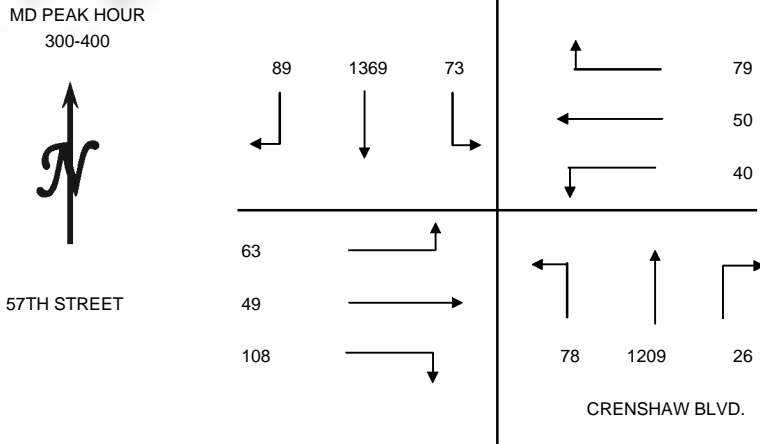


PEDESTRIAN COUNTS				
15 MIN COUNTS PERIOD	NORTH LEG	EAST LEG	SOUTH LEG	WEST LEG
700-715	0	0	0	0
715-730	0	0	0	0
730-745	0	0	0	0
745-800	0	0	0	0
800-815	0	0	0	0
815-830	0	0	0	0
830-845	0	0	0	0
845-900	0	0	0	0
<b>HOUR TOTALS</b>				
700-800	0	0	0	0
715-815	0	0	0	0
730-830	0	0	0	0
745-845	0	0	0	0
800-900	0	0	0	0

## INTERSECTION TURNING MOVEMENT COUNT SUMMARY

CLIENT: FEHRS AND PEERS  
 PROJECT: CRENSHAW TRAFFIC COUNTS  
 DATE: THURSDAY, FEBRUARY 25, 2010  
 PERIOD: 2:00 MD TO 4:00 MD  
 INTERSECTION: N/S CRENSHAW BLVD.  
 E/W 57TH STREET

15 MIN COUNTS PERIOD	1 SBRT	2 SBTH	3 SBLT	4 WBRT	5 WBTH	6 WBLT	7 NBRT	8 NBTH	9 NBLT	10 EBRT	11 EBTH	12 EBLT	TOTALS
200-215	10	273	11	13	8	8	8	296	25	22	2	18	694
215-230	15	303	8	22	4	4	2	259	21	11	8	17	674
230-245	9	300	17	16	8	5	4	321	13	22	7	12	734
245-300	19	321	13	13	14	9	3	289	13	23	6	17	740
300-315	10	286	18	19	12	4	5	324	19	22	9	10	738
315-330	27	389	16	26	16	15	7	303	17	27	12	18	873
330-345	22	336	18	16	11	10	6	290	18	28	15	11	781
345-400	30	358	21	18	11	11	8	292	24	31	13	24	841
<b>HOUR TOTALS</b>													
200-300	53	1197	49	64	34	26	17	1165	72	78	23	64	2842
215-315	53	1210	56	70	38	22	14	1193	66	78	30	56	2886
230-330	65	1296	64	74	50	33	19	1237	62	94	34	57	3085
245-345	78	1332	65	74	53	38	21	1206	67	100	42	56	3132
300-400	89	1369	73	79	50	40	26	1209	78	108	49	63	3233



PEDESTRIAN COUNTS				
PERIOD	NORTH LEG	EAST LEG	SOUTH LEG	WEST LEG
200-215	5	20	2	7
215-230	5	11	2	3
230-245	6	20	3	6
245-300	4	5	1	3
300-315	7	18	4	4
315-330	7	24	5	8
330-345	2	15	3	5
345-400	3	18	10	25
<b>HOUR TOTALS</b>				
200-300	20	56	8	19
215-315	22	54	10	16
230-330	24	67	13	21
245-345	20	62	13	20
300-400	19	75	22	42



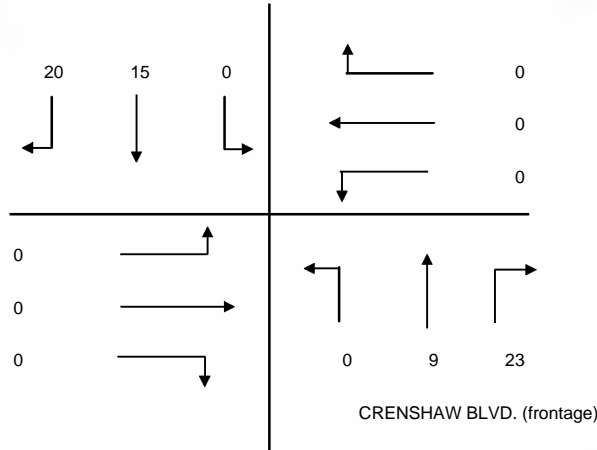
## INTERSECTION TURNING MOVEMENT COUNT SUMMARY

CLIENT: FEHRS AND PEERS  
 PROJECT: CRENSHAW TRAFFIC COUNTS  
 DATE: THURSDAY, FEBRUARY 25, 2010  
 PERIOD: 2:00 MD TO 4:00 MD  
 INTERSECTION: N/S CRENSHAW BLVD. (frontage)  
 E/W 57TH STREET

### VEHICLE COUNTS

15 MIN COUNTS PERIOD	1 SBRT	2 SBTH	3 SBLT	4 WBRT	5 WBTH	6 WBLT	7 NBRT	8 NBTH	9 NBLT	10 EBRT	11 EBTH	12 EBLT	TOTALS
200-215	4	3	0	0	0	0	5	2	0	0	0	0	14
215-230	2	3	0	0	0	0	6	1	0	0	0	0	12
230-245	2	3	0	0	0	0	4	2	0	0	0	0	11
245-300	1	6	0	0	0	0	1	0	0	0	0	0	8
300-315	0	4	0	0	0	0	4	2	0	0	0	0	10
315-330	3	4	0	0	0	0	4	0	0	0	0	0	11
330-345	8	3	0	0	0	0	7	4	0	0	0	0	22
345-400	9	4	0	0	0	0	8	3	0	0	0	0	24
<b>HOURLY TOTALS</b>													
200-300	9	15	0	0	0	0	16	5	0	0	0	0	45
215-315	5	16	0	0	0	0	15	5	0	0	0	0	41
230-330	6	17	0	0	0	0	13	4	0	0	0	0	40
245-345	12	17	0	0	0	0	16	6	0	0	0	0	51
300-400	20	15	0	0	0	0	23	9	0	0	0	0	67

MD PEAK HOUR  
300-400



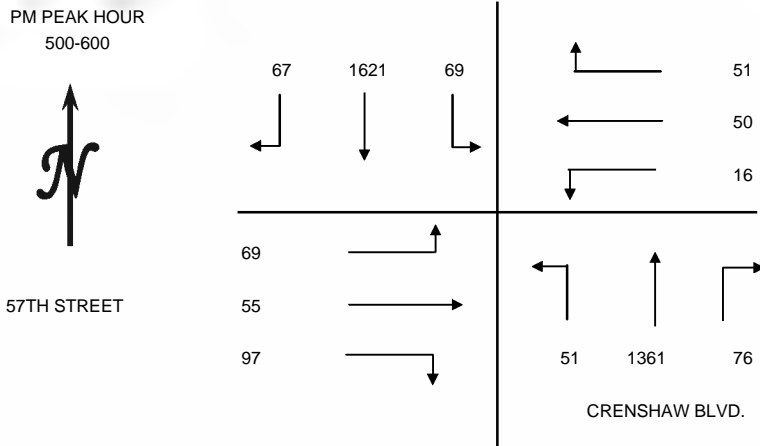
### PEDESTRIAN COUNTS

15 MIN COUNTS PERIOD	NORTH LEG	EAST LEG	SOUTH LEG	WEST LEG
200-215	0	0	0	0
215-230	0	0	0	0
230-245	0	0	0	0
245-300	0	0	0	0
300-315	0	0	0	0
315-330	0	0	0	0
330-345	0	0	0	0
345-400	0	0	0	0
<b>HOURLY TOTALS</b>				
200-300	0	0	0	0
215-315	0	0	0	0
230-330	0	0	0	0
245-345	0	0	0	0
300-400	0	0	0	0

## INTERSECTION TURNING MOVEMENT COUNT SUMMARY

CLIENT: FEHRS AND PEERS  
 PROJECT: CRENSHAW TRAFFIC COUNTS  
 DATE: THURSDAY, FEBRUARY 25, 2010  
 PERIOD: 4:00 PM TO 6:00 PM  
 INTERSECTION: N/S CRENSHAW BLVD.  
 E/W 57TH STREET

15 MIN COUNTS PERIOD	1 SBRT	2 SBTH	3 SBLT	4 WBRT	5 WBTH	6 WBLT	7 NBRT	8 NBTH	9 NBLT	10 EBRT	11 EBTH	12 EBLT	TOTALS
400-415	26	324	16	21	15	6	6	255	27	29	17	15	757
415-430	18	343	21	9	11	9	4	319	12	28	15	21	810
430-445	18	378	19	17	19	9	7	293	8	22	11	16	817
445-500	23	386	12	20	10	6	6	296	17	27	8	19	830
500-515	16	431	13	9	11	3	5	296	9	27	13	13	846
515-530	11	350	19	12	14	1	8	333	22	20	14	21	825
530-545	11	435	20	12	17	7	33	377	10	30	22	13	987
545-600	29	405	17	18	8	5	30	355	10	20	6	22	925
<b>HOUR TOTALS</b>													
400-500	85	1431	68	67	55	30	23	1163	64	106	51	71	3214
415-515	75	1538	65	55	51	27	22	1204	46	104	47	69	3303
430-530	68	1545	63	58	54	19	26	1218	56	96	46	69	3318
445-545	61	1602	64	53	52	17	52	1302	58	104	57	66	3488
500-600	67	1621	69	51	50	16	76	1361	51	97	55	69	3583



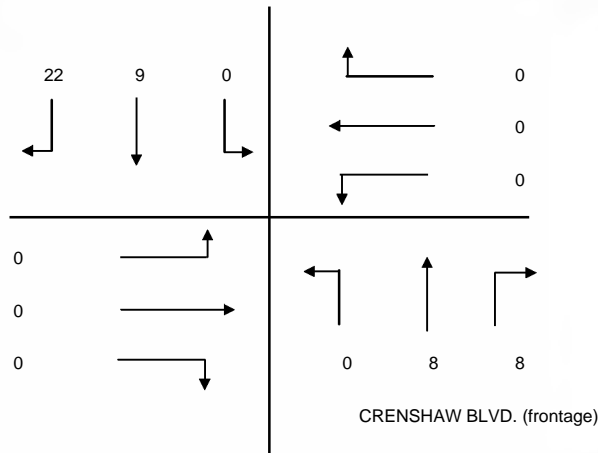
PEDESTRIAN COUNTS				
15 MIN COUNTS PERIOD	NORTH LEG	EAST LEG	SOUTH LEG	WEST LEG
400-415	5	16	1	10
415-430	9	9	3	6
430-445	4	10	1	7
445-500	10	12	2	9
500-515	3	13	0	2
515-530	2	6	1	5
530-545	1	12	1	4
545-600	3	7	0	2
<b>HOUR TOTALS</b>				
400-500	28	47	7	32
415-515	26	44	6	24
430-530	19	41	4	23
445-545	16	43	4	20
500-600	9	38	2	13

## INTERSECTION TURNING MOVEMENT COUNT SUMMARY

CLIENT: FEHRS AND PEERS  
 PROJECT: CRENSHAW TRAFFIC COUNTS  
 DATE: THURSDAY, FEBRUARY 25, 2010  
 PERIOD: 4:00 PM TO 6:00 PM  
 INTERSECTION: N/S CRENSHAW BLVD. (frontage)  
 E/W 57TH STREET

15 MIN COUNTS PERIOD	1 SBRT	2 SBTH	3 SBLT	4 WBRT	5 WBTH	6 WBLT	7 NBRT	8 NBTH	9 NBLT	10 EBRT	11 EBTH	12 EBLT	TOTALS
400-415	6	3	0	0	0	0	3	3	0	0	0	0	15
415-430	8	1	0	0	0	0	1	2	0	0	0	0	12
430-445	4	3	0	0	0	0	2	2	0	0	0	0	11
445-500	4	2	0	0	0	0	2	1	0	0	0	0	9
500-515	5	0	0	0	0	0	5	1	0	0	0	0	11
515-530	2	1	0	0	0	0	4	1	0	0	0	0	8
530-545	3	2	0	0	0	0	4	2	0	0	0	0	11
545-600	2	5	1	0	0	0	2	1	0	0	0	0	11
<b>HOUR TOTALS</b>													
400-500	22	9	0	0	0	0	8	8	0	0	0	0	47
415-515	21	6	0	0	0	0	10	6	0	0	0	0	43
430-530	15	6	0	0	0	0	13	5	0	0	0	0	39
445-545	14	5	0	0	0	0	15	5	0	0	0	0	39
500-600	12	8	1	0	0	0	15	5	0	0	0	0	41

PM PEAK HOUR  
400-500

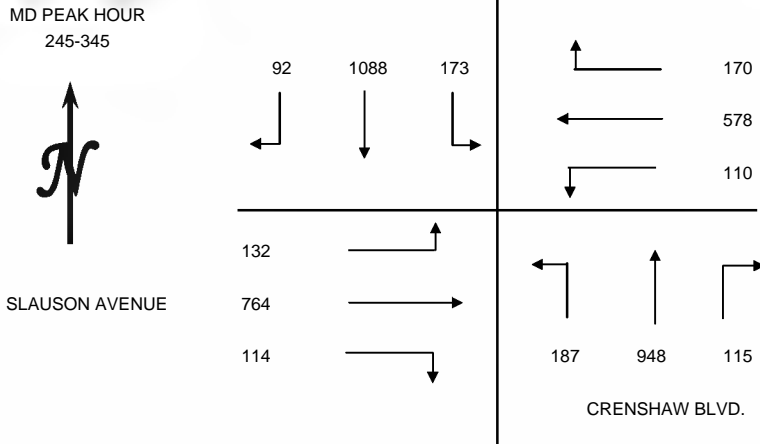


PEDESTRIAN COUNTS				
15 MIN COUNTS PERIOD	NORTH LEG	EAST LEG	SOUTH LEG	WEST LEG
400-415	0	0	0	0
415-430	0	0	0	0
430-445	0	0	0	0
445-500	0	0	0	0
500-515	0	0	0	0
515-530	0	0	0	0
530-545	0	0	0	0
545-600	0	0	0	0
<b>HOUR TOTALS</b>				
400-500	0	0	0	0
415-515	0	0	0	0
430-530	0	0	0	0
445-545	0	0	0	0
500-600	0	0	0	0

## INTERSECTION TURNING MOVEMENT COUNT SUMMARY

CLIENT: FEHRS AND PEERS  
 PROJECT: CRENSHAW TRAFFIC COUNTS  
 DATE: TUESDAY, MARCH 2, 2010  
 PERIOD: 2:00 MD TO 4:00 MD  
 INTERSECTION: N/S CRENSHAW BLVD.  
 E/W SLAUSON AVENUE

15 MIN COUNTS PERIOD	1 SBRT	2 SBTH	3 SBLT	4 WBRT	5 WBTH	6 WBLT	7 NBRT	8 NBTH	9 NBLT	10 EBRT	11 EBTH	12 EBLT	TOTALS
200-215	24	227	52	29	134	15	35	212	48	26	195	23	1020
215-230	29	206	50	50	128	25	28	229	60	33	163	27	1028
230-245	18	220	51	51	137	25	25	237	64	23	165	11	1027
245-300	19	255	47	49	152	25	30	218	58	36	174	34	1097
300-315	28	267	43	50	134	33	35	269	40	21	192	20	1132
315-330	17	273	32	28	145	24	27	256	45	23	203	20	1093
330-345	28	293	51	43	147	28	23	205	44	34	195	58	1149
345-400	21	262	41	59	126	30	41	211	44	20	187	37	1079
<b>HOUR TOTALS</b>													
200-300	90	908	200	179	551	90	118	896	230	118	697	95	4172
215-315	94	948	191	200	551	108	118	953	222	113	694	92	4284
230-330	82	1015	173	178	568	107	117	980	207	103	734	85	4349
245-345	92	1088	173	170	578	110	115	948	187	114	764	132	4471
300-400	94	1095	167	180	552	115	126	941	173	98	777	135	4453



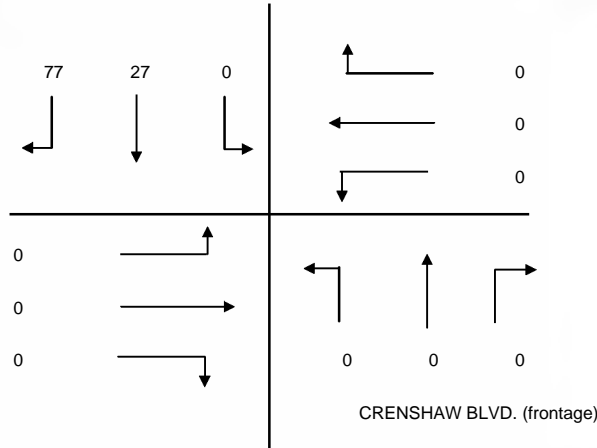
<b>PEDESTRIAN COUNTS</b>				
15 MIN COUNTS PERIOD	NORTH LEG	EAST LEG	SOUTH LEG	WEST LEG
200-215	19	26	42	32
215-230	17	27	33	10
230-245	24	24	40	28
245-300	21	7	38	38
300-315	28	2	58	14
315-330	26	36	61	37
330-345	25	26	58	41
345-400	34	21	61	44
<b>HOUR TOTALS</b>				
200-300	81	84	153	108
215-315	90	60	169	90
230-330	99	69	197	117
245-345	100	71	215	130
300-400	113	85	238	136

## INTERSECTION TURNING MOVEMENT COUNT SUMMARY

CLIENT: FEHRS AND PEERS  
 PROJECT: CRENSHAW TRAFFIC COUNTS  
 DATE: TUESDAY, MARCH 2, 2010  
 PERIOD: 2:00 MD TO 4:00 MD  
 INTERSECTION: N/S CRENSHAW BLVD. (frontage)  
 E/W SLAUSON AVENUE

15 MIN COUNTS PERIOD	1 SBRT	2 SBTH	3 SBLT	4 WBRT	5 WBTH	6 WBLT	7 NBRT	8 NBTH	9 NBLT	10 EBRT	11 EBTH	12 EBLT	TOTALS
200-215	4	1	0	0	0	0	0	0	0	0	0	0	5
215-230	8	4	0	0	0	0	0	0	0	0	0	0	12
230-245	4	0	0	0	0	0	0	0	0	0	0	0	4
245-300	12	3	0	0	0	0	0	0	0	0	0	0	15
300-315	8	4	0	0	0	0	0	0	0	0	0	0	12
315-330	21	10	0	0	0	0	0	0	0	0	0	0	31
330-345	21	2	0	0	0	0	0	0	0	0	0	0	23
345-400	27	11	0	0	0	0	0	0	0	0	0	0	38
<b>HOUR TOTALS</b>													
200-300	28	8	0	0	0	0	0	0	0	0	0	0	36
215-315	32	11	0	0	0	0	0	0	0	0	0	0	43
230-330	45	17	0	0	0	0	0	0	0	0	0	0	62
245-345	62	19	0	0	0	0	0	0	0	0	0	0	81
300-400	77	27	0	0	0	0	0	0	0	0	0	0	104

MD PEAK HOUR  
300-400

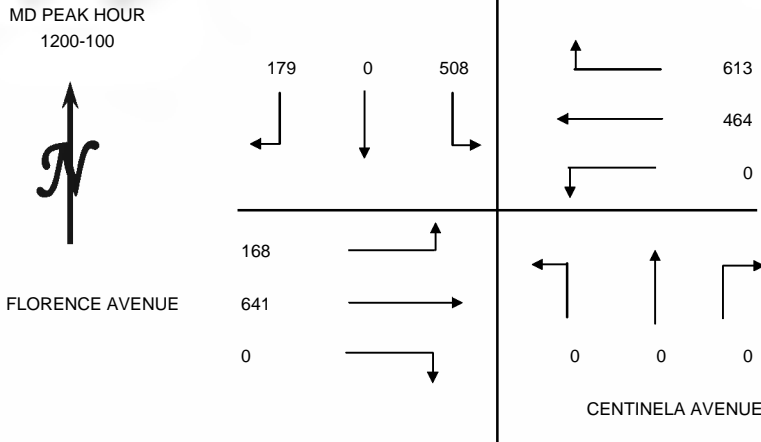


PEDESTRIAN COUNTS				
15 MIN COUNTS PERIOD	NORTH LEG	EAST LEG	SOUTH LEG	WEST LEG
200-215	0	0	0	0
215-230	0	0	0	0
230-245	0	0	0	0
245-300	0	0	0	0
300-315	0	0	0	0
315-330	0	0	0	0
330-345	0	0	0	0
345-400	0	0	0	0
<b>HOUR TOTALS</b>				
200-300	0	0	0	0
215-315	0	0	0	0
230-330	0	0	0	0
245-345	0	0	0	0
300-400	0	0	0	0

## INTERSECTION TURNING MOVEMENT COUNT SUMMARY

CLIENT: FEHRS AND PEERS  
 PROJECT: CRENSHAW TRAFFIC COUNTS  
 DATE: SUNDAY, FEBRUARY 28, 2010  
 PERIOD: 11:00 MD TO 1:00 MD  
 INTERSECTION: N/S CENTINELA AVENUE  
 E/W FLORENCE AVENUE

15 MIN COUNTS PERIOD	1 SBRT	2 SBTH	3 SBLT	4 WBRT	5 WBTH	6 WBLT	7 NBRT	8 NBTH	9 NBLT	10 EBRT	11 EBTH	12 EBLT	TOTALS
1100-1115	23	0	60	81	62	0	0	0	0	0	61	18	305
1115-1130	28	0	79	91	74	0	0	0	0	0	77	20	369
1130-1145	45	0	121	107	99	0	0	0	0	0	106	32	510
1145-1200	45	0	107	118	119	0	0	0	0	0	113	36	538
1200-1215	31	0	131	144	116	0	0	0	0	0	137	46	605
1215-1230	34	0	145	121	109	0	0	0	0	0	139	34	582
1230-1245	47	0	116	162	135	0	0	0	0	0	197	41	698
1245-100	67	0	116	186	104	0	0	0	0	0	168	47	688
<b>HOUR TOTALS</b>													
100-1200	141	0	367	397	354	0	0	0	0	0	357	106	1722
1115-1215	149	0	438	460	408	0	0	0	0	0	433	134	2022
1130-1230	155	0	504	490	443	0	0	0	0	0	495	148	2235
1145-1245	157	0	499	545	479	0	0	0	0	0	586	157	2423
1200-100	179	0	508	613	464	0	0	0	0	0	641	168	2573



PEDESTRIAN COUNTS				
PERIOD	NORTH LEG	EAST LEG	SOUTH LEG	WEST LEG
15 MIN COUNTS				
1100-1115	2	0	0	3
1115-1130	2	0	0	1
1130-1145	5	0	0	8
1145-1200	1	0	0	2
1200-1215	2	0	1	11
1215-1230	2	0	0	6
1230-1245	3	0	0	15
1245-100	4	0	0	14
<b>HOUR TOTALS</b>				
100-1200	10	0	0	14
1115-1215	10	0	1	22
1130-1230	10	0	1	27
1145-1245	8	0	1	34
1200-100	11	0	1	46