



U.S. Department
of Transportation
**Maritime
Administration**

Inventory of American Intermodal Equipment 1991



HE
17
.M32a
1991

OMB NO. 2133-0503

INVENTORY OF AMERICAN INTERMODAL EQUIPMENT - 1991

U.S. DEPARTMENT OF TRANSPORTATION
ANDREW H. CARD JR., SECRETARY

MARITIME ADMINISTRATION
CAPTAIN WARREN G. LEBACK
MARITIME ADMINISTRATOR

NOVEMBER 1992

PREPARED BY:

OFFICE OF PORT AND INTERMODAL DEVELOPMENT

INTRODUCTION

The Inventory of American Intermodal Equipment has been published periodically by the Maritime Administration's Office of Port and Intermodal Development since 1971. The data in this edition represent a snapshot of equipment inventories between January 1, 1991, and July 1, 1991. It should be noted that inventory volumes change on a daily basis; therefore, absolute statistics on intermodal inventories are reliable only as an indicator of actual volumes.

This publication records the intermodal equipment of nine U.S.-flag marine carriers and 12 leasing companies operating in the United States. Leasing companies are added to the report once their inventories exceed a predetermined number of units of intermodal equipment. The trade publication Containerisation International, published by the National Magazine Company, Ltd., London, and The Official Intermodal Equipment Register, published by K-III Information Company, Inc., New York, are used as the sources for this determination.

In comparing yearly totals from previous editions, the reader should be aware that the number of companies reporting has varied slightly from one edition to the next. Matson Leasing Company has been added to this edition. Also, since our last publication, several leasing companies have made changes to their inventories. Sea Containers America Inc. has restructured, focusing on special equipment. Genstar Container Corporation took control of the fleet of ITEL Containers International Corporation. In the last quarter of 1991, major purchases of containers were made by Trans Ocean Ltd.

The marine container data for carriers has been expanded to more accurately reflect their inventories. The containers listed are controlled by the carrier, i.e., the carriers unrestricted ability to manage utilization of the containers. These controlled containers could be owned, leased, or both.

The vessel data reflects those ships controlled by the carrier, i.e., owned or chartered. Vessel data has also been expanded to include the size and number of slots available on container vessels and barges. Automobile capacity on Ro/Ro ships and barges is also included. Additionally, the ratio of TEU containers to TEU slots has been calculated for each carrier.

A further addition to this edition are container/chassis ratios. They indicate the ratio of containers to chassis for each company.

MTA LIBRARY

This report is divided into three major sections. Section One provides a series of statistical tables and findings summarizing the intermodal equipment capabilities of the United States. Sections Two and Three contain the individual U.S.-flag carrier and leasing company equipment inventories. These include containers, chassis, Ro/Ro trailers, and vessels/ocean-going barges. Data on lash barges and barge-carrying vessels, previously listed in this report, can now be found in MARAD's publication International Shipborne Barge Register.

Due to the complexity of the data furnished, a number of the dimensions are classified according to their nominal characteristics rather than their exact characteristics. For example, some containers are shown as "half height" containers even though they are not precisely half of a full height container. Capacities for vessels/ocean-going barges are suggested by companies for stowage of intermodal equipment for commercial voyages. For specific information regarding an individual company's equipment, please contact the person listed in the report.

For more information contact: Maritime Administration
Office of Port and Intermodal
Development
400 Seventh Street, SW
Room 7201
Washington, DC 20590
TEL: (202) 366-4357
FAX: (202) 366-5522

TABLE OF CONTENTS

	<u>Page</u>
Introduction.....	iii
List of Tables.....	vi
List of Figures.....	vi
Glossary.....	vii
 SECTION ONE - SUMMARY DATA AND FINDINGS.....	 1
 SECTION TWO - U.S.-FLAG MARINE CONTAINER CARRIERS.....	 21
American President Companies, Ltd.....	23
Central Gulf Lines, Inc.....	26
Crowley Maritime Corporation.....	27
Farrell Lines Incorporated.....	31
Lykes Bros. Steamship Co., Inc.....	34
Matson Navigation Company.....	37
Puerto Rico Marine Management, Inc.....	41
Sea-Land Service, Inc.....	44
Totem Ocean Trailer Express, Inc.....	47
 SECTION THREE - MAJOR LEASING COMPANIES OPERATING IN THE UNITED STATES.....	 49
Flexi-Van Leasing, Inc.....	51
Genstar Container Corporation.....	52
IEA-Intermodal Equipment Associates.....	54
Interpool Limited.....	55
Matson Leasing Company.....	56
Sea Containers America Inc.....	57
Strick Lease Intermodal Company.....	58
Textainer Equipment Management (U.S.) Limited.....	59
Trac Lease, Inc.....	60
Transamerica Leasing Inc.....	61
Trans Ocean Ltd.....	63
Triton Container International Limited.....	65

LIST OF TABLES

<u>Number</u>	<u>Name</u>	<u>Page</u>
I.	U.S. Container Fleet Profile, 1991.....	4
II.	U.S. Container Fleet Composition by Type, 1991.....	8
III.	Intermodal Equipment Ownership Company Profile, 1991.....	9
IV.	Chassis Profile, 1991.....	15
V.	Chassis Summary, 1991.....	18
VI.	Vessel Summary, 1991.....	19

LIST OF FIGURES

<u>Number</u>	<u>Name</u>	<u>Page</u>
1	Container Fleet Size by Percentage Share, 1991.....	6
2	Lessor Container Fleet by Percentage Share, 1991.....	10
3	Lessor Chassis Fleet by Percentage Share, 1991.....	11
4	Carrier Container Fleet by Percentage Share, 1991.....	13
5	Carrier Chassis Fleet by Percentage Share, 1991.....	14
6	Chassis Fleet by Percentage Share, 1991.....	20

GLOSSARY

<u>Carrier:</u>	U.S.-flag ocean carrier.
<u>E-Track:</u>	a container that is designed to have additional floor for cargo that should not be stacked.
<u>FEU:</u>	(forty-foot equivalent unit) a term used for statistically comparing trailers of different lengths.
<u>Flatrack-1/2 ht.:</u>	includes all flatrack containers less than 8 feet in height.
<u>Lessor:</u>	intermodal equipment leasing company.
<u>No.:</u>	indicated quantity of a specific type of equipment.
<u>TEU:</u>	(twenty-foot equivalent unit) a term used for statistically comparing containers of different lengths, i.e., one 40-foot container is equal to two TEUs.
<u>Type:</u>	indicates specific class of equipment.

19383

U_{HE} 3 1991

17

.M32a

1991

SECTION ONE

SUMMARY DATA AND FINDINGS

SUMMARY DATA AND FINDINGS

TABLE I

- . The U.S. container fleet as defined by this publication includes more than 1.8 million containers, a 12.5 percent increase over 1990.
- . Of the 1991 total, 82 percent of the containers are owned/controlled by intermodal equipment leasing companies (lessors) and the remaining 18 percent are owned/controlled by U.S.-flag shipping companies (carriers).
- . Converted into 20-foot equivalent units (TEUs), there are approximately 2.7 million TEUs.
- . The total container fleet is primarily comprised of 20- and 40-foot containers.
- . Twenty-foot containers represent about 52 percent of the total U.S. fleet and 40-foot containers represent 46 percent (see Figure 1 for percentage shares). Twenties declined four percent while forties increased four percent over 1990 levels.
- . Most refrigerated containers are 40-foot containers (69 percent).
- . Most tank containers are 20-foot containers (98 percent).
- . The containers of choice of U.S.-flag carriers are overwhelmingly 40-foot containers. There are three times as many 40-foot containers as 20-foot containers in the carrier fleet.
- . By contrast, the lessor fleet is largely comprised of 20-foot containers (58 percent).
- . Carriers have all sizes of containers except the ten-foot and 23-foot containers.
- . Lessors have less of a distribution of container sizes than carriers. There are no 24-, 48-, or 53-foot containers in the lessor fleet.

TABLE I
U.S. CONTAINER FLEET PROFILE, 1991

SIZE/ TYPE	CARRIERS	LESSORS	TOTALS	PERCENT OF TOTAL FLEET
<u>53' Containers</u>				
DRY VAN	8182	-	8182	
Total 53' Containers	8182	0	8182	*
<u>48' Containers</u>				
INSULATED	300	-	300	
Total 48' Containers	300	0	300	*
<u>45' Containers</u>				
DRY VAN	20393	997	21390	
GARMENT	100	-	100	
INSULATED	750	-	750	
REFRIGERATED-BOTTOM AIR	20	-	20	
Total 45' Containers	21263	997	22260	1.21%
<u>40' Containers</u>				
AUTO FRAMES	335	-	335	
CAR RACK	230	-	230	
CARTAINER	120	-	120	
DRY VAN	172925	556998	729923	
DRY VAN-HIGH CUBE	2445	19353	21798	
E-TRACK	16	-	16	
FLATRACK	4118	1163	5281	
FLATRACK 1/2 HT	46	-	46	
FLATRACK COLLAPSIBLE	-	9898	9898	
FLATRACK FIXED END	-	1604	1604	
FLATRACK FOLDING	-	987	987	
GARMENT	1800	-	1800	
INSULATED	1011	-	1011	
OPEN TOP	3083	18280	21363	
PLATFORM	339	2918	3257	
REFRIGERATED	18704	25943	44647	
REFRIGERATED-BOTTOM AIR	3136	-	3136	
REFRIGERATED-HIGH CUBE	-	600	600	
REFRIGERATED-TOP AIR	5690	-	5690	
TANK	53	-	53	
Total 40' Containers	214051	637744	851795	46.12%
<u>24' Containers</u>				
AUTO FRAMES	234	-	234	
DRY VAN	7737	-	7737	
FLATRACK	2385	-	2385	
REFRIGERATED	2082	-	2082	
Total 24' Containers	12438	0	12438	*

Continued...

TABLE I
U.S. CONTAINER FLEET PROFILE, 1991

SIZE/ TYPE	CARRIERS	LESSORS	TOTALS	PERCENT OF TOTAL FLEET
<u>23' Containers</u>				
DRY VAN-SIDE DOOR	-	101	101	
Total 23' Containers	0	101	101	*
<u>20' Containers</u>				
DRY BULK	-	2277	2277	
DRY BULK/HATCH	50	-	50	
DRY VAN	59146	790616	849762	
DRY VAN-BULK	3	-	3	
DRY VAN-SIDE DOOR	300	132	432	
FLATRACK	663	1920	2583	
FLATRACK COLLAPSIBLE	-	8557	8557	
FLATRACK FIXED END	-	1147	1147	
FLATRACK FOLDING	-	981	981	
GARMENT	5930	-	5930	
OPEN SIDE	-	908	908	
OPEN TOP	1229	34355	35584	
OPEN TOP 1/2 HT	-	971	971	
PLATFORM	1205	5134	6339	
REFRIGERATED	442	22068	22510	
TANK	223	2725	2948	
TANK HAZARDOUS	-	61	61	
TANK LOW HAZARD	-	55	55	
TANK NON HAZARDOUS	-	27	27	
TANK REEFER	-	4	4	
TANK SPECIAL	-	14	14	
VENTILATED	-	10684	10684	
Total 20' Containers	69191	882636	951827	51.54%
<u>10' Containers</u>				
REFRIGERATED	-	48	48	
Total 10' Containers	0	48	48	*
TOTALS	325425	1521526	1846951	100.00%
20' EQUIVALENTS	580717	2160507	2741224	

* Negligible percent.

Container Fleet Size by Percentage Share, 1991

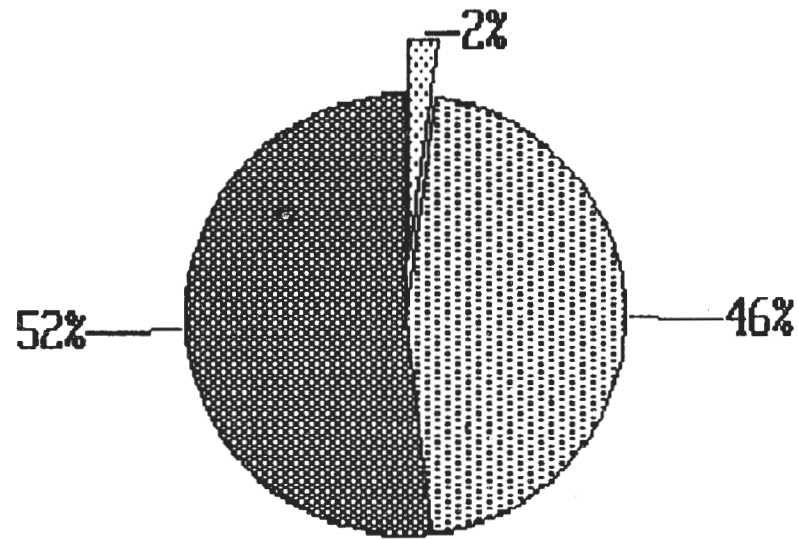


Figure 1

■ 20 Foot

■ 40 Foot

■ All Others

TABLE II

- . The predominate container equipment type is the dry van container (89 percent of the total U.S. container fleet).
- . In order of volume, the next largest categories of containers are refrigerated (four percent), open top (three percent), and flatrack (two percent) containers.
- . The ocean carrier inventory contains a variety of automobile carriers, i.e., auto frames, car racks, and cartainers, whereas the lessor inventory does not.
- . Lessors have a greater variety of tank containers than do the ocean carriers.

TABLE III

Leasing Company Containers

- . There are 1,521,526 containers in the lessor container fleet (plus 6 percent over 1990) representing about 2.2 million TEUs.
- . With about 704,000 containers, Genstar is the largest container leasing company. Its container inventory represents 46 percent of the total lessor container fleet and 38 percent of the combined carrier/lessor total.
- . The next largest container fleets in order of volume are owned by Transamerica, Triton, Textainer, Sea Containers, and Trans Ocean (see Figure 2 for percentage shares).
- . The remaining leasing companies with container inventories, i.e., Trans Ocean, IEA, Interpool, and Matson Leasing, all have fleets greater than 40,000 containers each.

Leasing Company Chassis

- . There are nearly 180,000 chassis in the lessor chassis fleet, or a six percent increase over 1990. Six container lessors have no chassis in their fleets.
- . Flexi-Van has 50 percent of the lessors' total chassis inventory. Trac Lease, Inc., an affiliate of Interpool, has the next largest volume at 23 percent, followed by Transamerica with 14 percent (see Figure 3 for percentage shares). Neither Flexi-Van nor Trac Lease have container inventories.
- . Of those lessors with containers, Transamerica has the largest chassis fleet. Its ratio of containers to chassis is almost 9:1.

TABLE II
U.S. CONTAINER FLEET COMPOSITION BY TYPE, 1991

TYPE	TOTALS		CARRIER		LESSORS	
	ACTUAL	TEUS	ACTUAL	TEUS	ACTUAL	TEUS
AUTO FRAMES	569	950	569	950	-	-
CAR RACK	230	460	230	460	-	-
CARTAINER	120	240	120	240	-	-
DRY BULK	2277	2277	-	-	2277	2277
DRY BULK/HATCH	50	50	50	50	-	-
DRY VAN	1616994	2386956	268383	480101	1348611	1906855
DRY VAN-BULK	3	3	3	3	-	-
DRY VAN-HIGH CUBE	21798	43596	2445	4890	19353	38706
DRY VAN-SIDE DOOR	533	548	300	300	233	248
E-TRACK	16	32	16	32	-	-
FLATRACK	10249	16007	7166	11761	3083	4246
FLATRACK 1/2 HT	46	92	46	92	-	-
FLATRACK COLLAPSIBLE	18455	28353	-	-	18455	28353
FLATRACK FIXED END	2751	4355	-	-	2751	4355
FLATRACK FOLDING	1968	2955	-	-	1968	2955
GARMENT	7830	9755	7830	9755	-	-
INSULATED	2061	4429	2061	4429	-	-
OPEN SIDE	908	908	-	-	908	908
OPEN TOP	56947	78310	4312	7395	52635	70915
OPEN TOP 1/2 HT	971	971	-	-	971	971
PLATFORM	9596	12853	1544	1883	8052	10970
REFRIGERATED	69287	114326	21228	40348	48059	73978
REFRIGERATED-BOTTOM AIR	3156	6317	3156	6317	-	-
REFRIGERATED-HIGH CUBE	600	1200	-	-	600	1200
REFRIGERATED-TOP AIR	5690	11380	5690	11380	-	-
TANK	3001	3054	276	329	2725	2725
TANK HAZARDOUS	61	61	-	-	61	61
TANK LOW HAZARD	55	55	-	-	55	55
TANK NON HAZARDOUS	27	27	-	-	27	27
TANK REEFER	4	4	-	-	4	4
TANK SPECIAL	14	14	-	-	14	14
VENTILATED	10684	10684	-	-	10684	10684
TOTALS	1846951	2741224	325425	580717	1521526	2160507

TABLE III
INTERMODAL EQUIPMENT OWNERSHIP COMPANY PROFILE, 1991

COMPANY	CONTAINERS	TEUS	CONTAINER CHASSIS	RO/RO TRAILERS
AMERICAN PRESIDENT COMPANIES, LTD.	72337	133903	37159	-
CROWLEY MARITIME CORPORATION	26272	36657	10605	13870
FARRELL LINES INCORPORATED	9996	17157	1850	-
LYKES BROS. STEAMSHIP CO., INC.	14033	23375	4961	-
MATSON NAVIGATION COMPANY	20830	31783	7997	153
PUERTO RICO MARINE MANAGEMENT, INC.	12758	25259	12234	-
SEA-LAND SERVICE, INC.	169199	312581	64919	-
TOTEM OCEAN TRAILER EXPRESS, INC.	-	-	-	1235
CARRIER TOTAL	325425	580717	139725	15258
FLEXI-VAN LEASING, INC.	-	-	90445	-
GENSTAR CONTAINER CORPORATION	703523	1021971	9785	-
IEA-INTERMODAL EQUIPMENT ASSOCIATES	66122	91386	-	-
INTERPOOL LIMITED	45859	64478	-	-
MATSON LEASING COMPANY	43753	62160	-	-
SEA CONTAINERS AMERICA INC.	91511	119589	-	-
STRICK LEASE INTERMODAL COMPANY	-	-	8570	-
TEXTAINER EQUIPMENT MANAGEMENT (U.S.) LIMITED	112842	148034	-	-
TRAC LEASE, INC.	-	-	40518	-
TRANS OCEAN LTD.	88740	127930	4900	-
TRANSAMERICA LEASING INC.	220361	309803	25519	-
TRITON CONTAINER INTERNATIONAL LIMITED	148815	215156	-	-
LESSOR TOTAL	1521526	2160507	179737	-
TOTAL	1846951	2741224	319462	15258

Lessor Container Fleet by Percentage Share, 1991

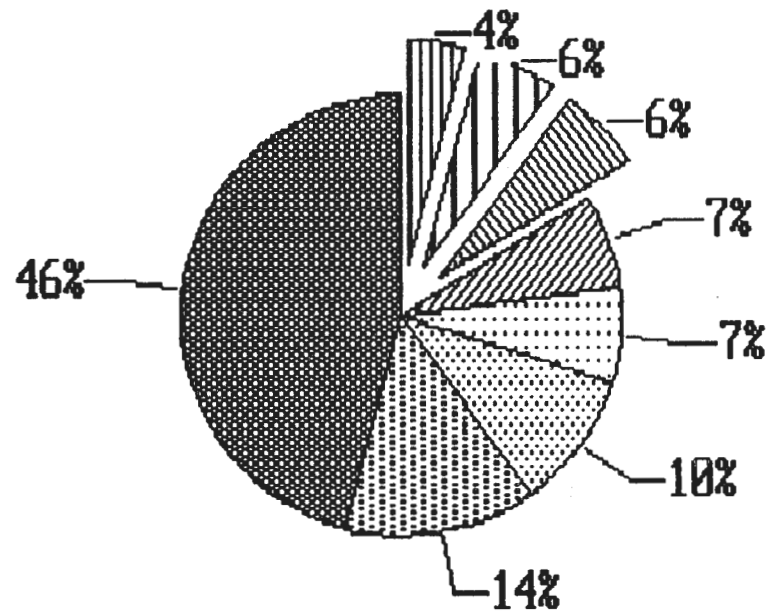


Figure 2

- | | | |
|---------------|------------------|------------------|
| □ TRANS OCEAN | □ IEA-INTERMODAL | |
| □ TEXTAINER | ▨ All Others | ▨ SEA CONTAINERS |
| ▨ GENSTAR | ▨ TRANSAMERICA | ▨ TRITON |

Less or Chassis Fleet by Percentage Share, 1991

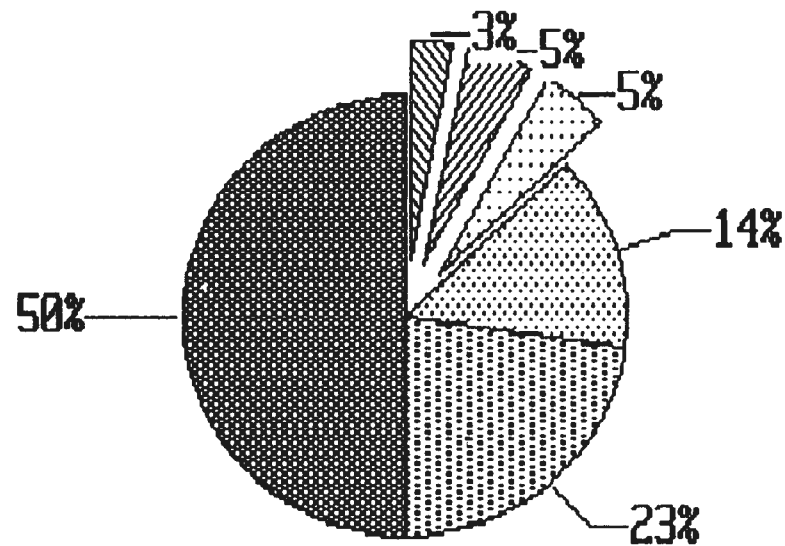


Figure 3

- | | | |
|-------------|----------------|----------------|
| ■ GENSTAR | ▨ STRICK LEASE | ▩ All Others |
| ■ FLEXI-VAN | ▨ TRAC LEASE | ▩ TRANSAMERICA |

- . Genstar and Trans Ocean also have chassis but relatively few in comparison to containers. Their ratios of containers to chassis are 72:1 and 18:1, respectively.

Carrier Containers

- . There are 325,425 containers in the carrier inventory, which is about 46 percent over 1990. TEUs total approximately 580,000.
- . With about 169,000 containers, Sea-Land Service, Inc., has the largest carrier container inventory, representing 52 percent of the total carrier container fleet.
- . Sea-Land and American President Companies (APC) together have 74 percent of the U.S.-flag container fleet (see Figure 4 for percentage shares).

Carrier Chassis

- . There are 139,725 chassis in the carrier chassis fleet, which is a 13 percent increase over 1990.
- . With about 65,000 chassis, Sea-Land also has the largest volume of chassis owned by U.S.-flag carriers (46 percent of the carrier chassis total).
- . Sea-Land and APC together have 73 percent of the total carrier chassis fleet (see Figure 5 for percentage shares).

Ro/Ro Trailers

- . There are 15,258 Ro/Ro trailers in the U.S. fleet. Leasing companies do not have Ro/Ro trailers.
- . Crowley Maritime has the largest Ro/Ro inventory with 91 percent of the total Ro/Ro fleet.
- . In order of volume, Ro/Ro trailers are owned by Crowley Maritime, Totem Ocean Trailer Express, and Matson.
- . The larger carriers, i.e., APC and Sea-Land, do not have any Ro/Ro trailers.
- . Ro/Ro trailers are the only type of intermodal equipment owned by Totem Ocean Trailer Express.

TABLE IV

Carrier Chassis

- . The largest group of carrier chassis is able to carry only 40-foot containers. This grouping includes combination, straight frame, gooseneck and sliding tandem chassis.
- . Carrier chassis have a greater ability to handle a variety of container sizes than lessors. Lessors do not have

Carrier Container Fleet by Percentage Share, 1991

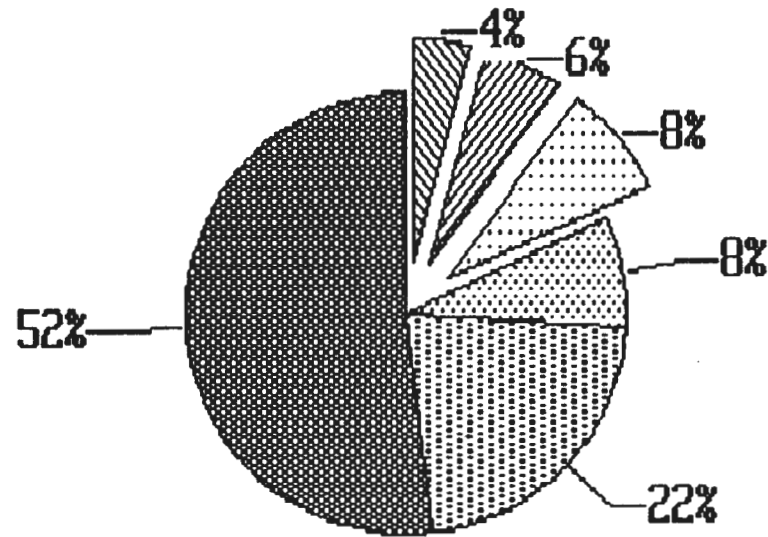


Figure 4

- | | | |
|--------------|----------|--------------|
| □ All Others | ▨ MATSON | ▧ LYKES BROS |
| ■ SEA-LAND | ▩ APC | ▦ CROWLEY |

Carrier Chassis Fleet by Percentage Share, 1991

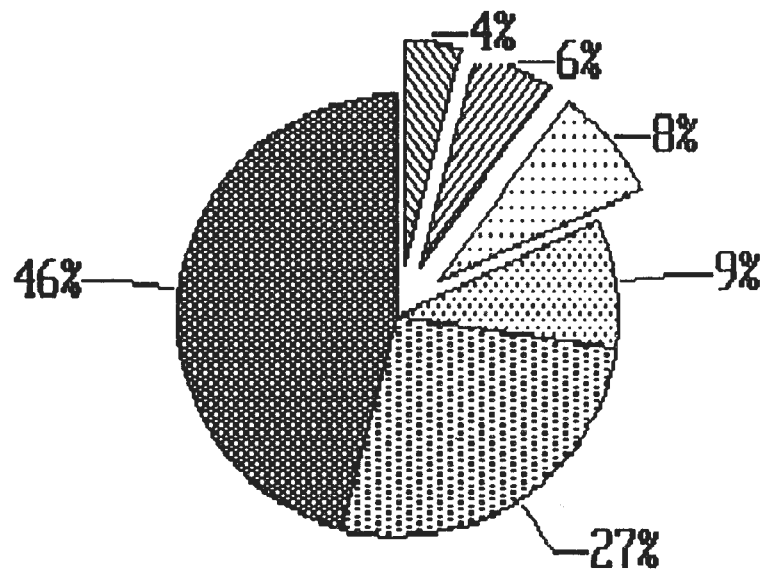


Figure 5

- | | | |
|------------|----------|--------------|
| □ CROWLEY | ▨ MATSON | ▩ All Others |
| ▣ SEA-LAND | ▧ APC | ▦ PRMMI |

TABLE IV
CHASSIS PROFILE, 1991

CONTAINERS CARRIED CARRIERS	TYPES INCLUDED	NUMBER
1-20	FLUSHBACK, TANK, PLATFORM, SLIDER	19940
1-20; 1-24	STRAIGHT FRAME	35
1-24	GOOSENECK, STRAIGHT FRAME	3910
1-40	COMBINATION, STRAIGHT FRAME, GOOSENECK, SLIDING TANDEM	75119
1-40; 1-45	COMBINATION, EXP-GOOSENECK (3-AXLE), SLIDER	12690
1-40; 1-45; 1-48	EXP-GOOSENECK	19241
1-45	GOOSENECK	5957
1-45; 1-48; 1-53	EXP-GOOSENECK	600
2-20; 1-30; 1-40	STRAIGHT FRAME	355
2-20; 1-40	COMBINATION	1878
CARRIER TOTAL		139725

Continued...

TABLE IV
CHASSIS PROFILE, 1991

CONTAINERS CARRIED	TYPES INCLUDED	NUMBER
<hr/>		
LESSORS		
1-20	COUPLEABLE, STRAIGHT FRAME, RAMPBACK, SLIDER	65536
1-40	FLAT, GOOSENECK, STRAIGHT FRAME	47713
1-40; 1-45; 1-48	EXTENDABLE, GOOSENECK EXTENDABLE	5113
2-20; 1-40	8 TWIST LOCK, FLAT, GOOSENECK, STRAIGHT FRAME	61375
<hr/>		
LESSOR TOTAL		179737
<hr/>		
TOTAL		319462
<hr/>		

chassis that can handle 24-, 30-, or 53-foot containers, but carriers do.

Lessor Chassis

- . Lessors' chassis primarily handle 20- or 40-foot containers or a combination of 20- and 40-foot containers. These three groupings represent 97 percent of lessor chassis.
- . Lessors also have extendable chassis which can handle either a 40-foot, 45-foot, or 48-foot container, but these constitute only about three percent of the lessor fleet.

TABLE V

- . Although lessors have chassis for only four categories of container sizes, their fleet of chassis represents a majority of the total chassis fleet (56 percent).
- . Eighty-five percent of the total chassis fleet is contained in one of the following three groups: those chassis which carry 20-foot containers only, 40-foot containers only, or a chassis that can carry either two 20-foot containers or one 40-foot container (see Figure 6 for percentage shares).

TABLE VI

- . Sea-Land and APC vessels together represent about 77 percent of the total TEU container capacity.
- . Sea-Land Service has 40 of the total 90 full container ships in the U.S.-flag fleet. APC is second with 23 full container ships followed by Lykes with 12 ships.
- . Only Lykes Bros. and Central Gulf Lines have partial container ships with Lykes owning 16 and Central Gulf owning two.
- . Crowley Maritime and Matson are the only carriers with combination container/Ro-Ro vessels.
- . Crowley Maritime has four of the total 11 Ro/Ro vessels in the U.S.-flag fleet. Puerto Rico Marine is next with three ships, followed by Totem Ocean Trailer with two vessels, and Central Gulf and Lykes with one vessel each.
- . All 29 Ro/Ro Barge vessels are owned by Crowley Maritime.
- . The TEU container capacity for U.S.-flag vessels totals 202,600.

TABLE V
CHASSIS SUMMARY, 1991

CONTAINERS CARRIED	TOTAL	CARRIERS	LESSORS
1-20	85476	19940	65536
1-20; 1-24	35	35	-
1-24	3910	3910	-
1-40	122832	75119	47713
1-40; 1-45	12690	12690	-
1-40; 1-45; 1-48	24354	19241	5113
1-45	5957	5957	-
1-45; 1-48; 1-53	600	600	-
2-20; 1-30; 1-40	355	355	-
2-20; 1-40	63253	1878	61375
TOTAL	319462	139725	179737

TABLE VI
VESSEL SUMMARY, 1991

COMPANY	CONTAINERS		COMBINATIONS CTR/RO-RO	RO/RO	RO/RO BARGE	TEU CONTAINER CAPACITY
	FULL	PARTIAL				
AMERICAN PRESIDENT COMPANIES, LTD.	23	-	-	-	-	61244
CENTRAL GULF LINES, INC.	-	2	-	1	-	1240
CROWLEY MARITIME CORPORATION	-	-	3	4	29	5808
FARRELL LINES INCORPORATED	4	-	-	-	-	4280
LYKES BROS. STEAMSHIP CO., INC.	12	16	-	1	-	17502
MATSON NAVIGATION COMPANY	4	-	4	-	-	12188
PUERTO RICO MARINE MANAGEMENT, INC.	7	-	-	3	-	6360
SEA-LAND SERVICE, INC.	40	-	-	-	-	93978
TOTEM OCEAN TRAILER EXPRESS, INC.	-	-	-	2	-	-
TOTAL	90	18	7	11	29	202600

Chassis Fleet by Percentage Share, 1991

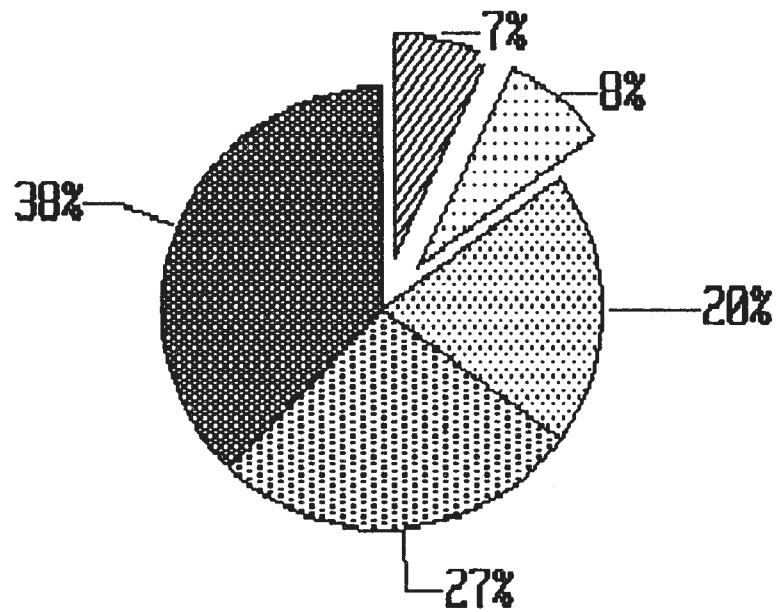


Figure 6

- 1-40;1-45;1-48 ▨ All Others
- ▩ 1-40 Foot ▤ 1-20 Foot ▧ 2-20;1-40 Foot

SECTION TWO

U.S.-FLAG MARINE CONTAINER CARRIERS

AMERICAN PRESIDENT COMPANIES, LTD.
 1111 Broadway
 Oakland, CA 94607

C. Dickman
 APC Equipment

Container Owner
Identification Code
 APLU UFCU MAIL
 APLZ MALZ APLS
 APCU

(510)272-8848

[Containers]

TYPE	# UNITS	# TEUS	----Outside Dimensions----		
			LENGTH FT	WIDTH FT IN	HEIGHT FT IN
DRY BULK/HATCH	50	50	20	8 -	8 6
DRY VAN	93	93	20	8 -	8 -
DRY VAN	10,330	10,330	20	8 -	8 6
DRY VAN	9,875	19,750	40	8 -	8 6
DRY VAN	3,804	7,608	40	8 -	9 6
DRY VAN	11,734	23,468	40	8 -	9 7
DRY VAN	600	1,350	45	8 -	9 6
DRY VAN	9,190	20,677	45	8 -	9 7
DRY VAN	5,083	12,199	48	8 6	9 6
DRY VAN	1,899	4,557	48	8 6	9 7
DRY VAN	300	795	53	8 6	9 6
DRY VAN	900	2,385	53	8 6	9 7
DRY VAN-SIDE DOOR	300	300	20	8 -	8 6
FLATRACK	25	25	20	8 -	8 -
FLATRACK	400	400	20	8 -	8 6
FLATRACK	50	100	40	8 -	9 -
GARMENT	5,930	5,930	20	8 -	8 6
GARMENT	937	1,874	40	8 -	8 6
GARMENT	768	1,536	40	8 -	9 -
GARMENT	100	225	45	8 -	9 7
INSULATED	750	1,687	45	8 -	9 7
INSULATED	300	720	48	8 6	9 7
OPEN TOP	73	146	40	8 -	8 6
REFRIGERATED-BOTTOM AIR	203	406	40	8 -	9 -
REFRIGERATED-BOTTOM AIR	1,478	2,956	40	8 -	9 6
REFRIGERATED-BOTTOM AIR	1,455	2,910	40	8 -	9 7
REFRIGERATED-BOTTOM AIR	20	45	45	8 -	9 7
REFRIGERATED-TOP AIR	3,347	6,694	40	8 -	8 6
REFRIGERATED-TOP AIR	2,343	4,686	40	8 -	9 -
Total Units	72,337				
Total TEUs		133,904			

AMERICAN PRESIDENT COMPANIES, LTD.
 1111 Broadway
 Oakland, CA 94607

C. Dickman
 APC Equipment
 (510)272-8848

<u>[Chassis]</u>		
<u>TYPE</u>	<u># UNITS</u>	<u>----CONTAINERS CARRIED----</u>
COMBINATION	653	2-20; 1-40
EXP-GOOSENECK	19,241	1-40; 1-45; 1-48
EXP-GOOSENECK	600	1-45; 1-48; 1-53
EXP-GOOSENECK (3-AXLE)	40	1-40; 1-45
FLUSHBACK	4,055	1-20
GOOSENECK	8,001	1-40
GOOSENECK	3,061	1-45
PLATFORM	216	1-20
SLIDER	1,292	1-20
Total Units	37,159	

<u>CHASSIS TYPE-LENGTH</u>	<u>UNITS</u>
single 20	5563
combo 20/40	653
total	6216
ratio (20' con/chas)	2.8:1
single 40	8001
combo 20/40	653
expand 40/45/48	19241
expand 40/45	40
total	27935
ratio (40" con/chas)	1.3:1
single 45	3061
expand 40/45/48	19241
expand 45/48/53	600
expand 40/45	40
total	22942
ratio (45' con/chas)	0.5:1
expand 40/45/48	19241
expand 45/48/53	600
total	19841
ratio (48' con/chas)	0.4:1
expand 45/48/53	600
total	600
ratio (53' con/chas)	2:1

AMERICAN PRESIDENT COMPANIES, LTD.
 1111 Broadway
 Oakland, CA 94607

C. Dickman
 APC Equipment

(510)272-8848

[Vessels]

NAME	TYPE	--Ship Container Capacity--			TRAILERS	AUTOMOBILES
		Size	# Slots	TEUs	FEUs	
* PRESIDENT ADAMS	FULL	48/45	150/134	4,356	-	-
		40/20	1892/304			
* PRESIDENT ARTHUR	FULL	45/40	118/1199	2,800	-	-
		/20	166/-			
* PRESIDENT BUCHANAN	FULL	45/40	118/1199	2,800	-	-
		/20	166/-			
PRESIDENT EISENHOWER	FULL	40/20	1245/210	2,700	-	-
PRESIDENT F. D. ROOSEVELT	FULL	40/20	1245/210	2,700	-	-
* PRESIDENT GARFIELD	FULL	45/40	118/1199	2,800	-	-
		/20	166/-			
PRESIDENT GRANT	FULL	40/20	854/292	2,000	-	-
* PRESIDENT HARDING	FULL	45/40	118/1199	2,800	-	-
		/20	166/-			
PRESIDENT HARRISON	FULL	40/20	794/292	1,800	-	-
PRESIDENT HOOVER	FULL	40/20	854/292	2,000	-	-
* PRESIDENT JACKSON	FULL	48/45	150/134	4,356	-	-
		40/20	1892/304			
PRESIDENT JEFFERSON	FULL	40/20	660/80	1,400	-	-
PRESIDENT JOHNSON	FULL	40/20	637/126	1,400	-	-
* PRESIDENT KENNEDY	FULL	48/45	150/134	4,356	-	-
		40/20	1892/304			
PRESIDENT LINCOLN	FULL	40/20	1297/206	2,800	-	-
PRESIDENT MADISON	FULL	40/20	637/126	1,400	-	-
PRESIDENT MONROE	FULL	40/20	1297/206	2,800	-	-
PRESIDENT PIERCE	FULL	40/20	637/126	1,400	-	-
* PRESIDENT POLK	FULL	48/45	150/134	4,356	-	-
		40/20	1892/304			
PRESIDENT TAFT	FULL	40/20	484/96	1,064	-	-
* PRESIDENT TRUMAN	FULL	48/45	150/134	4,356	-	-
		40/20	1892/304			
PRESIDENT TYLER	FULL	40/20	854/292	2,000	-	-
PRESIDENT WASHINGTON	FULL	40/20	1297/206	2,800	-	-

GRAND TOTALS

Vessels: 23 Container Slots: 33,884 TEU Slots: 61,244
 Ratio - TEU Containers to Teu Slots: 2.186 To 1 FEUs: 0
 Ratio - Trailers to FEU Capacity: N/A Autos: 0

FOOTNOTES

Some slots are either 1-40/45 or 2-20.

Numbers listed are based on maximum 40's

PRESIDENT ADAMS -- Slots convertible with existing 40/45
 PRESIDENT ARTHUR -- Chartered from Lykes; 45' slots only
 PRESIDENT BUCHANAN -- Chartered from Lykes; 45' slots only
 PRESIDENT GARFIELD -- Chartered from Lykes; 45' slots only
 PRESIDENT HARDING -- Chartered from Lykes; 45' slots only
 PRESIDENT JACKSON -- Slots convertible with existing 40/45
 PRESIDENT KENNEDY -- Slots convertible with existing 40/45
 PRESIDENT POLK -- Slots convertible with existing 40/45
 PRESIDENT TRUMAN -- Slots convertible with existing 40/45

CENTRAL GULF LINES, INC.
 1700 Poydras Center
 650 Poydras Street
 New Orleans, LA 70130

James M. Baldwin, Jr.
 Vice Pres., Marketing

(504)529-5461

[Vessels]

NAME	TYPE	--Ship Container Capacity--			TRAILERS	AUTOMOBILES
		Size	# Slots	TEUs	FEUs	
GREEN RIDGE	PARTIAL	20/40	38/289	620	-	-
GREEN WAVE	PARTIAL	20/40	38/289	620	-	-
ROVER	RO/RO	-/-	-/-	-	379	-

GRAND TOTALS

Vessels: 3 Container Slots: 654 TEU Slots: 1,240
 Ratio - TEU Containers to Teu Slots: N/A FEUs: 379
 Ratio - Trailers to FEU Capacity: N/A Autos: 0

CROWLEY MARITIME CORPORATION
P.O. Box 2110
Jacksonville, FL 32203-2110

Patricia Welch
Supervisor, Per Diem
& Lease Contracts
(904)727-2200

Container Owner
Identification Code
CCTU CCTZ TMTZ

[Containers]

TYPE	# UNITS	# TEUS	----Outside Dimensions----			
			LENGTH FT	WIDTH FT IN	HEIGHT FT IN	
DRY VAN	13,999	13,999	20	8 -	8 6	
DRY VAN	6,757	13,514	40	8 -	8 6	
DRY VAN-BULK	3	3	20	8 -	8 6	
DRY VAN-HIGH CUBE	2,170	4,340	40	8 -	9 6	
OPEN TOP	276	276	20	8 -	8 6	
OPEN TOP	239	478	40	8 -	8 6	
PLATFORM	1,205	1,205	20	8 -	1 1	
PLATFORM	339	678	40	8 -	1 1	
REFRIGERATED	344	344	20	8 -	8 6	
REFRIGERATED	880	1,760	40	8 -	8 6	
TANK	60	60	20	8 -	8 6	
	Total Units	26,272				
	Total TEUs	36,657				

CROWLEY MARITIME CORPORATION
P.O. Box 2110
Jacksonville, FL 32203-2110

Patricia Welch
Supervisor, Per Diem
& Lease Contracts
(904)727-2200

<u>[Chassis]</u>		
<u>TYPE</u>	<u># UNITS</u>	<u>----CONTAINERS CARRIED----</u>
COMBINATION	61	1-40
DROP DECK	3	1-40
SLIDING TANDEM	1,069	1-20
SLIDING TANDEM	39	1-40
STANDARD	3,956	1-20
STANDARD	5,477	1-40
Total Units	10,605	

<u>CHASSIS TYPE-LENGTH</u>	<u>UNITS</u>
single 20	5025
total	5025
ratio (20' con/chas)	3.2:1
single 40	5580
total	5580
ratio (40' con/chas)	1.9:1

CROWLEY MARITIME CORPORATION
P.O. Box 2110
Jacksonville, FL 32203-2110

Patricia Welch
Supervisor, Per Diem
& Lease Contracts
(904)727-2200

[Trailers]

TYPE	# UNITS	----Outside Dimensions----					
		LENGTH		WIDTH		HEIGHT	
		FT		FT	IN	FT	IN
DRY VAN	3,996	40	-	8	-	13	6
DRY VAN	4,554	45	-	8	-	13	6
DRY VAN	26	48	-	8	6	13	6
DRY VAN (WEDGE)	204	45	-	8	-	13	6
DRY VAN-DROP FRAME	1	43	-	8	-	13	6
DRY VAN-DROP FRAME	342	45	-	8	-	13	6
DRY VAN-SEMI/INSULATED	177	40	-	8	-	13	6
DRY VAN-SEMI/INSULATED	397	45	-	8	-	13	6
FLATBED	916	40	-	8	-	4	2
FLATBED	702	43	-	8	-	4	2
FLATBED	227	45	-	8	-	4	2
FLATBED-DROP DECK	7	40	-	8	-	-	-
FLATBED-DROP DECK	26	45	-	8	-	-	-
FLATBED-DROP DECK	5	48	-	8	-	-	-
FLATBED-EXTENDABLE	30	40	-	8	-	-	-
FLATBED-LOW BOY	12	40	-	8	-	3	2
FLATBED-LOW BOY	3	44	6	8	-	3	2
FLATBED-LOW BOY	3	45	5	8	-	3	2
FLATBED-LOW BOY	4	48	-	8	-	3	2
FLATBED-LOWBOY EXTENDABLE	1	45	-	8	-	-	-
OPEN TOP	25	40	-	8	-	13	6
REFRIGERATED	1,082	43	-	8	-	13	2
REFRIGERATED	669	45	-	8	-	13	6
TANK	461	40	8	8	-	10	10
Total Units		13,870					
Total FEUs		14,814					

FOOTNOTES

Includes: Alaska Hydro-Train, American Transport Lines (AmTrans), Crowley Caribbean Transport (CCT), Crowley Transportation & Towing (CT&T), Hawaiian Marine Lines, Pacific Alaska Line, and Trailer Marine Transport (TMT).

Eff. August 3, 1992, Crowley Maritime became a holding co. It regrouped its operations into Crowley American Transport Inc. (liner unit) & Crowley Marine Services Inc. (marine service ventures).

CROWLEY MARITIME CORPORATION
P.O. Box 2110
Jacksonville, FL 32203-2110

Patricia Welch
Supervisor, Per Diem
& Lease Contracts
(904)727-2200

[Vessels]

NAME	TYPE	--Ship Container Capacity--			TRAILERS	AUTOMOBILES
		Size	# Slots	TEUs	FEUs	
AMBASSADOR	RO/RO	-/-	-/-	-	172	125
AMERICAN CONDOR	RO/RO	-/-	-/-	-	40	1,000
AMERICAN FALCON	RO/RO	-/-	-/-	-	400	1,000
BARGE 250-1	RO/RO BARGE	-/-	-/-	-	40	-
BARGE 250-4	RO/RO BARGE	-/-	-/-	-	40	-
BARGE 250-9	RO/RO BARGE	-/-	-/-	-	40	-
BARGE 400-7	RO/RO BARGE	-/-	-/-	-	88	-
BARGE 409	RO/RO BARGE	-/-	-/-	-	88	-
BARGE 415	RO/RO BARGE	-/-	-/-	-	88	-
BARGE 450-10	RO/RO BARGE SEMI-SUBMERS	-/-	-/-	-	88	-
BARGE 450-12	RO/RO BARGE SEMI-SUBMERS	-/-	-/-	-	88	-
BARGE 500-1	RO/RO BARGE + RAILCAR	-/-	-/-	-	105	-
BARGE 500-3	RO/RO BARGE + RAILCAR	-/-	-/-	-	105	-
BARGE 500-4	RO/RO BARGE + RAILCAR	-/-	-/-	-	105	-
EL CONQUISTADOR	RO/RO BARGE	-/-	-/-	-	382	-
EL REY	RO/RO BARGE	-/-	-/-	-	364	180
FALCON	RO/RO BARGE	-/-	-/-	-	250	-
FORTALEZA	RO/RO BARGE	-/-	-/-	-	512	-
HAWK	RO/RO BARGE	-/-	-/-	-	250	-
JACKSONVILLE	RO/RO BARGE	-/-	-/-	-	512	-
LA PRINCESA	RO/RO BARGE	-/-	-/-	-	362	180
LA REINA	RO/RO BARGE	-/-	-/-	-	385	-
MIAMI	RO/RO BARGE	-/-	-/-	-	480	240
OAHU	RO/RO BARGE	-/-	-/-	-	72	-
PONCE	RO/RO BARGE	-/-	-/-	-	480	240
SAN JUAN	RO/RO BARGE	-/-	-/-	-	480	240
SANTO DOMINGO	RO/RO BARGE	-/-	-/-	-	40	-
SEA FOX	FULL + RO/RO	40/20	741/454	1,936	21	-
SEA LION	FULL + RO/RO	40/20	741/454	1,936	21	-
SEA WOLF	FULL + RO/RO	40/20	741/454	1,936	21	-
SENATOR	RO/RO	-/-	-/-	-	172	125
ST. JOHN	RO/RO BARGE	-/-	-/-	-	40	-
ST. KITTS	RO/RO BARGE	-/-	-/-	-	40	-
ST. MAARTEN	RO/RO BARGE	-/-	-/-	-	40	-
ST. THOMAS	RO/RO BARGE	-/-	-/-	-	88	-
ST. THOMAS II	RO/RO BARGE	-/-	-/-	-	40	-

GRAND TOTALS

Vessels: 36 Container Slots: 3,585 TEU Slots: 5,808
Ratio - TEU Containers to Teu Slots: N/A FEUs: 6,539
Ratio - Trailers to FEU Capacity: N/A Autos: 3,330

FOOTNOTES

BARGE 500-1 -- Railcars lower deck; ro/ro 2nd deck
BARGE 500-3 -- Railcars lower deck; ro/ro 2nd deck
BARGE 500-4 -- Railcars lower deck; ro/ro 2nd deck
SEA FOX -- Con vessel w/ small ro/ro section aft
SEA LION -- Con vessel w/ small ro/ro section aft
SEA WOLF -- Con vessel w/ small ro/ro section aft

FARRELL LINES INCORPORATED
 One Whitehall Street
 New York, NY 10004

John Solecitto
 Manager
 Equip. Control
 (212)440-4200

Container Owner
Identification Code

FAAA FRL

[Containers]

TYPE	# UNITS	# TEUS	---Outside Dimensions---			
			LENGTH FT	WIDTH FT IN	HEIGHT FT IN	
DRY VAN	2,586	2,586	20	8 -	8	6
DRY VAN	6,424	12,848	40	8 -	8	6
DRY VAN-HIGH CUBE	275	550	40	8 -	9	6
FLATRACK	133	133	20	8 -	8	-
FLATRACK	289	578	40	8 -	8	6
OPEN TOP	34	34	20	8 -	8	6
OPEN TOP	85	170	40	8 -	8	6
REFRIGERATED	82	82	20	8 -	8	6
REFRIGERATED	88	176	40	8 -	8	6
Total Units	9,996					
Total TEUs		17,157				

FARRELL LINES INCORPORATED
One Whitehall Street
New York, NY 10004

John Solecitto
Manager
Equip. Control
(212)440-4200

[Chassis]

<u>TYPE</u>	<u># UNITS</u>	<u>----CONTAINERS CARRIED----</u>
STRAIGHT FRAME	600	1-20
STRAIGHT FRAME	1,250	1-40
Total Units	1,850	

<u>CHASSIS TYPE-LENGTH</u>	<u>UNITS</u>
single 20	600
total	600
ratio (20' con/chas)	4.7:1
single 40	1250
total	1250
ratio (40' con/chas)	5.7:1

FARRELL LINES INCORPORATED
 One Whitehall Street
 New York, NY 10004

John Solecitto
 Manager
 Equip. Control
 (212)440-4200

[Vessels]

NAME	TYPE	--Ship Container Capacity--			TRAILERS	AUTOMOBILES
		Size	# Slots	TEUs	FEUs	
ARGONAUT	FULL	20/40	200/435	1,070	-	-
EXPORT FREEDOM	FULL	20/40	200/435	1,070	-	-
EXPORT PATRIOT	FULL	20/40	200/435	1,070	-	-
RESOLUTE	FULL	20/40	200/435	1,070	-	-

GRAND TOTALS

Vessels: 4 Container Slots: 2,540 TEU Slots: 4,280
 Ratio - TEU Containers to Teu Slots: 4.009 To 1 FEUs: 0
 Ratio - Trailers to FEU Capacity: N/A Autos: 0

LYKES BROS. STEAMSHIP CO., INC.
 Lykes Center
 300 Poydras Street
 New Orleans, LA 70130

J. H. Crosby
 Vice President

Container Owner
Identification Code
 LYKU

(504)523-6611

[Containers]

TYPE	# UNITS	# TEUS	----Outside Dimensions----		
			LENGTH FT	WIDTH FT IN	HEIGHT FT IN
DRY VAN	4,734	4,734	20	8 -	8 6
DRY VAN	6,108	12,216	40	8 -	8 6
DRY VAN	2,000	4,000	40	8 -	9 6
DRY VAN	615	1,383	45	8 -	9 6
FLATRACK	12	12	20	8 -	8 6
FLATRACK	100	200	40	8 -	8 6
OPEN TOP	98	98	20	8 -	8 6
REFRIGERATED	366	732	40	8 -	8 6
Total Units	14,033				
Total TEUs		23,376			

LYKES BROS. STEAMSHIP CO., INC.
 Lykes Center
 300 Poydras Street
 New Orleans, LA 70130

J. H. Crosby
 Vice President

(504)523-6611

<u>[Chassis]</u>		
<u>TYPE</u>	<u># UNITS</u>	<u>----CONTAINERS CARRIED----</u>
GOOSENECK	2,586	1-40
SLIDER	1,424	1-20
SLIDER	292	1-40; 1-45
STRAIGHT FRAME	304	1-20
STRAIGHT FRAME	355	2-20; 1-30; 1-40
Total Units	4,961	

<u>CHASSIS TYPE-LENGTH</u>	<u>UNITS</u>
single 20	1728
combo 20/30/40	355
total	2083
ratio (20' con/chas)	2.3:1
single 40	2586
combo 20/30/40	355
combo 40/45	292
total	3233
ratio (40' con/chas)	2.7:1
combo 40/45	292
total	292
ratio (45' con/chas)	2.1:1

LYKES BROS. STEAMSHIP CO., INC.
 Lykes Center
 300 Poydras Street
 New Orleans, LA 70130

J. H. Crosby
 Vice President

(504)523-6611

[Vessels]

NAME	TYPE	--Ship Container Capacity--			TRAILERS	AUTOMOBILES
		Size	# Slots	TEUs	FEUs	
ADABELLE LYKES	FULL	45/40	693/-	1,093	-	-
		/20	-/-			
ALLISON LYKES	FULL	40/20	266/164	696	-	-
ALMERIA LYKES	FULL	40/20	484/96	1,064	-	-
ASHLEY LYKES	PARTIAL	40/20	-/-	162	-	-
CHARLOTTE LYKES	FULL	45/40	693/-	1,093	-	-
		/20	-/-			
ELIZABETH LYKES	PARTIAL	40/20	75/24	174	-	-
GENEVIEVE LYKES	PARTIAL	40/20	75/24	174	-	-
HOWELL LYKES	FULL	40/20	484/96	1,064	-	-
JAMES LYKES	PARTIAL	40/20	-/-	162	-	-
JEAN LYKES	PARTIAL	40/20	-/-	162	-	-
JOHN LYKES	PARTIAL	40/20	-/-	162	-	-
LESLIE LYKES	PARTIAL	40/20	-/-	162	-	-
LETITIA LYKES	PARTIAL	40/20	75/24	174	-	-
LOUISE LYKES	PARTIAL	40/20	75/24	174	-	-
LYRA	RO/RO	-/-	-/-	-	198	-
MAGALLENES	FULL	40/20	266/164	696	-	-
MALLORY LYKES	FULL	40/20	266/164	696	-	-
MARGARET LYKES	FULL	45/40	693/-	1,093	-	-
		/20	-/-			
MARJORIE LYKES	PARTIAL	40/20	-/-	162	-	-
MASON LYKES	FULL	40/20	484/96	1,064	-	-
NANCY LYKES	PARTIAL	40/20	-/-	162	-	-
RUTH LYKES	PARTIAL	40/20	75/24	174	-	-
SHELDON LYKES	FULL	45/40	693/-	1,093	-	-
		/20	-/-			
STELLA LYKES	PARTIAL	40/20	131/90	352	-	-
SUE LYKES	PARTIAL	40/20	131/90	352	-	-
THOMPSON LYKES	PARTIAL	40/20	-/-	162	-	-
TILLIE LYKES	FULL	40/20	1230/-	2,409	-	-
TYSON LYKES	FULL	40/20	1230/-	2,409	-	-
ZOELLA LYKES	PARTIAL	40/20	-/-	162	-	-

GRAND TOTALS

Vessels: <u>29</u>	Container Slots: <u>9,199</u>	TEU Slots: <u>17,502</u>
Ratio - TEU Containers to Teu Slots: <u>1.336 To 1</u>		FEUs: <u>198</u>
Ratio - Trailers to FEU Capacity: <u>N/A</u>		Autos: <u>0</u>

MATSON NAVIGATION COMPANY
 333 Market Street
 San Francisco, CA 94105

Paul Johnescu
 Supervisor
 Equip. Control
 (415)957-4800

Container Owner
Identification Code
 MATU

[Containers]

TYPE	# UNITS	# TEUS	----Outside Dimensions----			
			LENGTH FT	WIDTH FT IN	HEIGHT FT IN	
AUTO FRAMES	234	280	24	8 -	10	3
AUTO FRAMES	335	670	40	8 -	12	-
DRY VAN	5,865	7,038	24	8 -	8	6
DRY VAN	1,872	2,246	24	8 -	9	6
DRY VAN	4,401	8,802	40	8 -	8	6
DRY VAN	2,043	4,086	40	8 -	9	6
DRY VAN	294	661	45	8 -	9	6
FLATRACK	110	132	24	8 -	8	6
FLATRACK	2,275	2,730	24	8 -	9	6
FLATRACK	443	886	40	8 -	8	6
FLATRACK 1/2 HT	46	92	40	8 -	4	3
REFRIGERATED	2,082	2,498	24	8 -	8	6
REFRIGERATED	531	1,062	40	8 -	8	6
REFRIGERATED	299	598	40	8 -	9	6
Total Units		20,830				
Total TEUs		31,783				

MATSON NAVIGATION COMPANY
 333 Market Street
 San Francisco, CA 94105

Paul Johnescu
 Supervisor
 Equip. Control
 (415)957-4800

<u>[Chassis]</u>		
<u>TYPE</u>	<u># UNITS</u>	<u>----CONTAINERS CARRIED----</u>
GOOSENECK	1,376	1-24
GOOSENECK	173	1-45
STRAIGHT FRAME	184	1-20
STRAIGHT FRAME	35	1-20; 1-24
STRAIGHT FRAME	2,534	1-24
STRAIGHT FRAME	3,695	1-40
Total Units	7,997	

<u>CHASSIS TYPE-LENGTH</u>	<u>UNITS</u>
single 24	3910
combo 20/24	35
total	3945
ratio (24' con/chas)	3.2:1
single 40	3695
total	3695
ratio (40' con/chas)	2.2:1
single 45	173
total	173
ratio (45' con/chas)	1.7:1

MATSON NAVIGATION COMPANY
333 Market Street
San Francisco, CA 94105

Paul Johnescu
Supervisor
Equip. Control
(415)957-4800

[Trailers]

TYPE	# UNITS	----Outside Dimensions----		
		LENGTH FT	WIDTH FT IN	HEIGHT FT IN
FLAT BED	145	40 -	8 -	4 6
LOW BOY	8	40 -	8 -	4 6
	Total Units	153		
	Total FEUs	153		

MATSON NAVIGATION COMPANY
 333 Market Street
 San Francisco, CA 94105

Paul Johnescu
 Supervisor
 Equip. Control
 (415)957-4800

[Vessels]

NAME	TYPE	--Ship Container Capacity--			TRAILERS	AUTOMOBILES
		Size	# Slots	TEUs	FEUs	
KAIMOKU	FULL + RO/RO	40/24	410/70	1,000	65	550
KAINALU	FULL + RO/RO	40/24	410/70	1,000	65	550
KAUAI	FULL	40/24	335/686	1,734	-	-
LURLINE	FULL + RO/RO	40/24	368/736	1,640	52	200
MANUKAI	FULL	40/24	362/500	1,640	-	-
MANULANI	FULL	40/24	362/500	1,640	-	-
MATSONIA	FULL + RO/RO	40/24	457/362	1,800	56	500
MAUI	FULL	40/24	335/686	1,734	-	-

GRAND TOTALS

Vessels: <u>8</u>	Container Slots: <u>6,649</u>	TEU Slots: <u>12,188</u>
Ratio - TEU Containers to Teu Slots: <u>2.608 To 1</u>		FEUs: <u>238</u>
Ratio - Trailers to FEU Capacity: <u>0.643 To 1</u>		Autos: <u>1,800</u>

PUERTO RICO MARINE MANAGEMENT, INC.
P.O. Box 3170
Edison, NJ 08818

George Cervone
Manager, Equipment Fleet

Container Owner
Identification Code
PRMU PRMZ PRMC

(908)225-2121

[Containers]

TYPE	# UNITS	# TEUS	----Outside Dimensions----			
			LENGTH FT	WIDTH FT IN	HEIGHT FT IN	
CAR RACK	230	460	40	8 -	9	6
DRY VAN	802	802	20	8 -	8	6
DRY VAN	3,237	6,474	40	8 -	8	6
DRY VAN	3,253	6,506	40	8 -	9	6
DRY VAN	2,640	5,940	45	8 -	9	6
E-TRACK	16	32	40	8 -	9	6
FLATRACK	379	758	40	8 -	8	6
GARMENT	95	190	40	8 -	8	6
INSULATED	196	392	40	8 -	8	6
OPEN TOP	67	134	40	8 -	8	6
REFRIGERATED	1,700	3,400	40	8 -	9	6
TANK	115	115	20	8 -	8	6
TANK	28	56	40	8 -	4	3
	Total Units	12,758				
	Total TEUs	25,259				

PUERTO RICO MARINE MANAGEMENT, INC.
P.O. Box 3170
Edison, NJ 08818

George Cervone
Manager, Equipment Fleet

(908)225-2121

<u>[Chassis]</u>		
<u>TYPE</u>	<u># UNITS</u>	<u>----CONTAINERS CARRIED----</u>
GOOSENECK	8,305	1-40
GOOSENECK	2,723	1-45
SLIDER	707	1-20
STRAIGHT FRAME	449	1-20
TANK	50	1-20
Total Units	12,234	

<u>CHASSIS TYPE-LENGTH</u>	<u>UNITS</u>
single 20	1206
total	1206
ratio (20' con/chas)	0.8:1
single 40	8305
total	8305
ratio (40' con/chas)	1.1:1
single 45	2723
total	2723
ratio (45' con/chas)	1.0:1

PUERTO RICO MARINE MANAGEMENT, INC.
P.O. Box 3170
Edison, NJ 08818

George Cervone
Manager, Equipment Fleet

(908)225-2121

[Vessels]

NAME	TYPE	--Ship Container Capacity--			TRAILERS	AUTOMOBILES
		Size	# Slots	TEUs	FEUs	
CAROLINA	FULL	20/40	570/-	1,186	-	-
		/45	-/-			
FORTALEZA	RO/RO	-/-	-/-	-	245	265
GUAYAMA	FULL	20/40	570/-	1,162	-	-
		/45	-/-			
HUMACAO	FULL	20/40	570/-	1,132	-	-
		/45	-/-			
M.V. ELIZABETH	FULL	20/40	53/110	274	-	-
		/45	-/-			
MAYAGUEZ	FULL	20/40	570/-	1,162	-	-
		/45	-/-			
MERCADIAN IMPORTER	RO/RO	-/-	-/-	-	64	-
NUEVO SAN JUAN	FULL	20/40	570/-	1,170	-	-
		/45	-/-			
OCEAN HANNE	FULL	20/40	53/110	274	-	-
PONCE	RO/RO	-/-	-/-	-	402	75

GRAND TOTALS

Vessels: <u>10</u>	Container Slots: <u>3,176</u>	TEU Slots: <u>6,360</u>
Ratio - TEU Containers to Teu Slots: <u>3.972 To 1</u>	FEUs: <u>711</u>	
Ratio - Trailers to FEU Capacity: <u>N/A</u>	Autos: <u>340</u>	

SEA-LAND SERVICE, INC.
 4100 Alpha Road
 Suite 800
 Farmers Branch, TX 75244

Mike Nelson
 Manager, Fleet
 Administration ENAT

Container Owner
Identification Code
 SEAU

(214)702-2630

[Containers]

TYPE	# UNITS	# TEUS	----Outside Dimensions----			
			LENGTH FT	WIDTH FT IN	HEIGHT FT IN	
CARTAINER	120	240	40	8 -	13	6
DRY VAN	26,602	26,602	20	8 -	8	6
DRY VAN	94,188	188,376	40	8 -	8	6
DRY VAN	19,101	38,202	40	8 -	9	6
DRY VAN	7,054	15,871	45	8 -	9	6
FLATRACK	93	93	20	8 -	8	6
FLATRACK	2,857	5,714	40	8 -	8	6
INSULATED	815	1,630	40	8 -	8	6
OPEN TOP	821	821	20	8 -	8	6
OPEN TOP	2,619	5,238	40	8 -	8	6
REFRIGERATED	16	16	20	8 -	8	6
REFRIGERATED	8,777	17,554	40	8 -	8	6
REFRIGERATED	6,063	12,126	40	8 -	9	6
TANK	48	48	20	8 -	8	6
TANK	25	50	40	8 -	4	3
Total Units		169,199				
Total TEUs		312,582				

FOOTNOTES

NOTE: Above totals do not include
 "Special Equipment" which totaled 154
 for this years update.

SEA-LAND SERVICE, INC.
 4100 Alpha Road
 Suite 800
 Farmers Branch, TX 75244

Mike Nelson
 Manager, Fleet
 Administration ENAT

(214)702-2630

<u>[Chassis]</u>		
<u>TYPE</u>	<u># UNITS</u>	<u>----CONTAINERS CARRIED----</u>
COMBINATION	12,358	1-40; 1-45
COMBINATION	1,225	2-20; 1-40
GOOSENECK	5,634	1-20
GOOSENECK	45,702	1-40
Total Units	64,919	

<u>CHASSIS TYPE-LENGTH</u>	<u>UNITS</u>
single 20	5634
combo 20/40	1225
total	6859
ratio (20' con/chas)	4.0:1
single 40	45702
combo 20/40	1225
combo 40/45	12358
total	59285
ratio (40' con/chas)	2.3:1
combo 40/45	12358
total	12358
ratio (45' con/chas)	0.6:1

SEA-LAND SERVICE, INC.
 4100 Alpha Road
 Suite 800
 Farmers Branch, TX 75244

Mike Nelson
 Manager, Fleet
 Administration ENAT

(214)702-2630

[Vessels]

NAME	TYPE	--Ship Container Capacity--			TRAILERS	AUTOMOBILES
		Size	# Slots	TEUs	FEUs	
ACHIEVER	FULL	20/40	1700/-	3,400	-	-
ANCHORAGE	FULL	20/40	703/-	1,406	-	-
ATLANTIC	FULL	20/40	1700/-	3,400	-	-
CHALLENGER	FULL	20/40	677/-	1,354	-	-
CONSUMER	FULL	20/40	810/-	1,620	-	-
CRUSADER	FULL	20/40	677/-	1,354	-	-
DEFENDER	FULL	20/40	1255/-	2,510	-	-
DEVELOPER	FULL	20/40	1255/-	2,510	-	-
DISCOVERY	FULL	20/40	677/-	1,354	-	-
ENDURANCE	FULL	20/40	1255/-	2,510	-	-
ENTERPRISE	FULL	20/40	1016/-	2,032	-	-
EXPEDITION	FULL	20/40	750/-	1,500	-	-
EXPLORER	FULL	20/40	1255/-	2,510	-	-
EXPRESS	FULL	20/40	1255/-	2,510	-	-
FREEDOM	FULL	20/40	1255/-	2,510	-	-
GALVESTON BAY	FULL	20/40	1700/-	3,400	-	-
HAWAII	FULL	20/40	750/-	1,500	-	-
HOLLAND	FULL	20/40	1700/-	3,400	-	-
HUDSON	FULL	20/40	1700/-	3,400	-	-
INDEPENDENCE	FULL	20/40	1255/-	2,510	-	-
INNOVATOR	FULL	20/40	1255/-	2,510	-	-
INTEGRITY	FULL	20/40	1700/-	3,400	-	-
KODIAK	FULL	20/40	703/-	1,406	-	-
LEADER	FULL	20/40	635/-	1,270	-	-
LIBERATOR	FULL	20/40	1255/-	2,510	-	-
MARINER	FULL	20/40	1255/-	2,510	-	-
NAVIGATOR	FULL	20/40	1016/-	2,032	-	-
NEWARK BAY	FULL	20/40	1700/-	3,400	-	-
PACER	FULL	20/40	635/-	1,270	-	-
PACIFIC	FULL	20/40	1016/-	2,032	-	-
PATRIOT	FULL	20/40	1255/-	2,510	-	-
PERFORMANCE	FULL	20/40	1700/-	3,400	-	-
PIONEER	FULL	20/40	635/-	1,270	-	-
PRODUCER	FULL	20/40	810/-	1,620	-	-
QUALITY	FULL	20/40	1700/-	3,400	-	-
RALEIGH BAY	FULL	20/40	1700/-	3,400	-	-
TACOMA	FULL	20/40	703/-	1,406	-	-
TRADER	FULL	20/40	1016/-	2,032	-	-
VALUE	FULL	20/40	1700/-	3,400	-	-
VOYAGER	FULL	20/40	1255/-	2,510	-	-

GRAND TOTALS

Vessels: 40 Container Slots: 46,989 TEU Slots: 93,978
 Ratio - TEU Containers to Teu Slots: 3.326 To 1 FEUs: 0
 Ratio - Trailers to FEU Capacity: N/A Autos: 0

TOTEM OCEAN TRAILER EXPRESS, INC.
 500 Alexander Avenue
 Tacoma, WA 98421

John F. Shanstrom
 Equipment Control
 Supervisor
 (206)597-8800

[Trailers]

TYPE	# UNITS	----Outside Dimensions----		
		LENGTH FT	WIDTH FT IN	HEIGHT FT IN
DRY VAN	50	28 -	8 -	13 6
DRY VAN	53	30 -	8 -	13 6
DRY VAN	65	30 -	8 6	13 -
DRY VAN	343	40 -	8 -	13 6
DRY VAN	10	45 -	8 6	13 6
DRY VAN-DROP FRAME	15	40 -	8 -	13 6
FLATBED	154	40 -	8 -	- -
FLATBED	6	65 -	8 -	- -
INSULATED	83	30 -	8 6	13 -
INSULATED	50	40 -	8 -	13 -
INSULATED	90	40 -	8 -	13 4
INSULATED	53	45 -	8 6	13 4
LOWBOY	2	40 -	8 -	- 3
OPEN TOP	2	40 -	8 -	12 6
REFRIGERATED	179	40 -	8 -	13 -
REFRIGERATED	74	40 -	8 6	13 4
TANK	6	45 -	8 4	11 -
Total Units		1,235		
Total FEUs		1,182		

TOTEM OCEAN TRAILER EXPRESS, INC.
 500 Alexander Avenue
 Tacoma, WA 98421

John F. Shanstrom
 Equipment Control
 Supervisor
 (206)597-8800

[Vessels]

NAME	TYPE	--Ship Container Capacity--			TRAILERS	AUTOMOBILES
		Size	# Slots	TEUs	FEUs	
GREAT LAND	RO/RO	-/-	-/-	-	389	110
WESTWARD VENTURE	RO/RO	-/-	-/-	-	389	110

GRAND TOTALS

Vessels: 2 Container Slots: 0 TEU Slots: 0
 Ratio - TEU Containers to Teu Slots: N/A FEUs: 778
 Ratio - Trailers to FEU Capacity: 1.519 To 1 Autos: 220

*

SECTION THREE

**MAJOR LEASING COMPANIES
OPERATING IN THE UNITED STATES**

FLEXI-VAN LEASING, INC.
251 Monroe Avenue
Kenilworth, NJ 07033

Howard Berson
Director of Planning

(908)276-8000

<u>[Chassis]</u>		
<u>TYPE</u>	<u># UNITS</u>	<u>----CONTAINERS CARRIED----</u>
8 TWIST LOCK	1,680	2-20; 1-40
COUPLEABLE	72	1-20
FLAT	5,285	2-20; 1-40
GOOSENECK	47,697	2-20; 1-40
GOOSENECK EXTENDABLE	1,311	1-40; 1-45; 1-48
SLIDER	8,749	1-20
STRAIGHT FRAME	25,651	1-20
<u>Total Units</u>	<u>90,445</u>	

GENSTAR CONTAINER CORPORATION
 505 Montgomery Street
 23rd Floor
 San Francisco, CA 94111

Dieter E. A. Heckler
 Vice Pres. of Operations

Container Owner
Identification Code
 CTIU GSTU SSIU
 ITLU UFCU ADCU
 FLXU FVIU XTRU

(415)362-8600

[Containers]

TYPE	# UNITS	# TEUS	----Outside Dimensions----		
			LENGTH FT	WIDTH FT IN	HEIGHT FT IN
DRY VAN	379,886	379,886	20	8 -	8 6
DRY VAN	282,623	565,246	40	8 -	8 6
DRY VAN	25,996	51,992	40	8 -	9 6
FLATRACK	1,032	1,032	20	8 -	8 6
FLATRACK	923	1,846	40	8 -	8 6
OPEN TOP	1,500	1,500	20	8 -	8 6
OPEN TOP	958	1,916	40	8 -	8 6
REFRIGERATED	2,657	2,657	20	8 -	8 6
REFRIGERATED	7,948	15,896	40	8 -	8 6
Total Units		703,523			
Total TEUs		1,021,971			

FOOTNOTES

NOTE: 611 generator sets available.

GENSTAR CONTAINER CORPORATION
 505 Montgomery Street
 23rd Floor
 San Francisco, CA 94111

Dieter E. A. Heckler
 Vice Pres. of Operations

(415)362-8600

<u>[Chassis]</u>		
<u>TYPE</u>	<u># UNITS</u>	<u>----CONTAINERS CARRIED----</u>
STRAIGHT FRAME	3,172	1-20
STRAIGHT FRAME	6,613	2-20; 1-40
Total Units	9,785	

<u>CHASSIS TYPE-LENGTH</u>	<u>UNITS</u>
single 20	3172
combo 20/40	6613
total	9785
ratio (20' con/chas)	39.4:1
combo 20/40	6613
total	6613
ratio (40' con/chas)	48.2:1

IEA-INTERMODAL EQUIPMENT ASSOCIATES
 444 Market Street
 Suite 1500
 San Francisco, CA 94111

Danny Lesa
 Director of Operations

Container Owner
Identification Code
 IEAU

(415)677-8990

[Containers]

TYPE	# UNITS	# TEUS	----Outside Dimensions----			
			LENGTH FT	WIDTH FT IN	HEIGHT FT IN	
DRY VAN	40,858	40,858	20	8 -	8	6
DRY VAN	22,873	45,746	40	8 -	8	6
DRY VAN	2,391	4,782	40	8 -	9	6
Total Units	66,122					
Total TEUs		91,386				

INTERPOOL LIMITED
 633 Third Avenue
 New York, NY 10017

Alan Scheer
 Vice Pres.-Operations

(212)986-3388

Container Owner
Identification Code
 INTU IMTU INWU
 BLCU INBU INAU
 IRRU MTSU CTUU
 INKU IRSZ DEDU
 ICRU INNU ISRU
 IHRU IICU ISRZ
 INTZ IWSU

[Containers]

TYPE	# UNITS	# TEUS	---Outside Dimensions---		
			LENGTH FT	WIDTH FT IN	HEIGHT FT IN
DRY VAN	24,273	24,273	20	8 -	8 6
DRY VAN	14,240	28,480	40	8 -	8 6
DRY VAN	3,774	7,548	40	8 -	9 6
FLATRACK FIXED END	52	52	20	8 -	8 6
FLATRACK FIXED END	33	66	40	8 -	8 6
FLATRACK FOLDING	555	555	20	8 -	8 6
FLATRACK FOLDING	508	1,016	40	8 -	8 6
OPEN TOP	144	144	20	8 -	8 6
OPEN TOP	59	118	40	8 -	8 6
PLATFORM	2,216	2,216	20	8 -	- -
PLATFORM	5	10	40	8 -	- -
Total Units	45,859				
Total TEUs		64,478			

MATSON LEASING COMPANY
 333 Market Street
 San Francisco, CA 94120

Larry C. Lange
 Director, Mktg Services/
 Planning Analysis
 (415)957-4020

Container Owner
Identification Code
 MLCU

[Containers]

TYPE	# UNITS	# TEUS	----Outside Dimensions----			
			LENGTH FT	WIDTH FT IN	HEIGHT FT IN	
DRY VAN	25,346	25,346	20	8 -	8	6
DRY VAN	18,407	36,814	40	8 -	8	6
Total Units	43,753					
Total TEUs		62,160				

SEA CONTAINERS AMERICA INC.
 Suite 220
 700 13th Street, N.W.
 Washington, DC 20005

Richard A. Lidinsky, Jr.
 Vice Pres.-Governmental
 Affairs

(202)638-4140

Container Owner
Identification Code
 SCIU SCEU SCZU
 SCXU SCPU SCDU
 SCLU SCKU SCVU
 SCWU SCYU

[Containers]

TYPE	# UNITS	# TEUS	----Outside Dimensions----		
			LENGTH FT	WIDTH FT IN	HEIGHT FT IN
DRY BULK	1,679	1,679	20	8 -	8 6
DRY VAN	18,998	18,998	20	8 -	8 6
DRY VAN	165	165	20	8 2	9 -
DRY VAN	3,318	6,636	40	8 -	8 6
DRY VAN	353	706	40	8 2	8 6
DRY VAN-HIGH CUBE	1,219	2,438	40	8 -	9 6
DRY VAN-HIGH CUBE	150	300	40	8 2	9 -
DRY VAN-SIDE DOOR	132	132	20	8 -	8 6
DRY VAN-SIDE DOOR	101	116	23	8 2	8 6
FLATRACK COLLAPSIBLE	6,657	6,657	20	8 -	8 6
FLATRACK COLLAPSIBLE	8,148	16,296	40	8 -	8 6
FLATRACK FIXED END	845	845	20	8 -	8 6
FLATRACK FIXED END	1,181	2,362	40	8 -	8 6
OPEN SIDE	908	908	20	8 -	8 6
OPEN TOP	10,331	10,331	20	8 -	8 6
OPEN TOP	4,726	9,452	40	8 -	8 6
OPEN TOP 1/2 HT	971	971	20	8 -	4 3
PLATFORM	2,918	2,918	20	8 -	1 -
PLATFORM	2,913	5,826	40	8 -	2 2
REFRIGERATED	48	24	10	8 -	8 6
REFRIGERATED	8,826	8,826	20	8 -	8 6
REFRIGERATED	6,079	12,158	40	8 -	8 6
TANK HAZARDOUS	61	61	20	8 -	8 6
TANK LOW HAZARD	55	55	20	8 -	8 6
TANK NON HAZARDOUS	27	27	20	8 -	8 6
TANK REEFER	4	4	20	8 -	8 6
TANK SPECIAL	14	14	20	8 -	8 6
VENTILATED	10,684	10,684	20	8 -	8 6
Total Units		91,511			
Total TEUs		119,589			

FOOTNOTES

NOTE: 1064 diesel generators and
 20 powerpack generators available.
 NOT INCLUDED IN ABOVE: 519 dry van minis
 8ft 6in H 8ft W from 5ft 2in to 10ft L.

STRICK LEASE INTERMODAL COMPANY
U. S. Highway #1
Fairless Hills, PA 19030-0009

Rich Johnson
General Manager

(215)949-4715

[Chassis]

TYPE	# UNITS	----CONTAINERS CARRIED----
8 TWIST LOCK	100	2-20; 1-40
FLAT	375	1-40
GOOSENECK	3,367	1-40
GOOSENECK EXTENDABLE	300	1-40; 1-45; 1-48
SLIDER	2,829	1-20
STRAIGHT FRAME	1,599	1-20
Total Units	8,570	

TEXTAINER EQUIPMENT MANAGEMENT (U.S.) LIMITED
 650 California Street
 16th Floor
 San Francisco, CA 94108

Anthony Sowry
 Vice Pres.-Operations

Container Owner
Identification Code

(415)434-0551

[Containers]

TYPE	# UNITS	# TEUS	----Outside Dimensions----		
			LENGTH FT	WIDTH FT IN	HEIGHT FT IN
DRY VAN	75,500	75,500	20	8 -	8 6
DRY VAN	24,500	49,000	40	8 -	8 6
DRY VAN-HIGH CUBE	9,600	19,200	40	8 -	9 6
FLATRACK	150	150	20	8 -	8 6
FLATRACK	240	480	40	8 -	8 6
FLATRACK FOLDING	426	426	20	8 -	8 6
FLATRACK FOLDING	479	958	40	8 -	8 6
OPEN TOP	1,574	1,574	20	8 -	8 6
OPEN TOP	373	746	40	8 -	8 6
Total Units	112,842				
Total TEUs		148,034			

TRAC LEASE, INC.
633 Third Avenue
New York, NY 10017

Alan Scheer
Vice Pres.-Operations

(212)986-3388

[Chassis]

TYPE	# UNITS	----CONTAINERS CARRIED----
STRAIGHT FRAME	13,004	1-20
STRAIGHT FRAME	27,514	1-40
Total Units	40,518	

TRANSAMERICA LEASING INC.
 711 Westchester Avenue
 White Plains, NY 10604-3560

Allan J. Goldstein
 Manager, Operations

Container Owner
Identification Code

(914)682-3300

[Containers]

TYPE	# UNITS	# TEUS	----Outside Dimensions----			
			LENGTH FT	WIDTH FT IN	HEIGHT FT IN	
DRY BULK	298	298	20	8 -	8	6
DRY VAN	122,716	122,716	20	8 -	8	6
DRY VAN	1	1	20	8 -	8	-
DRY VAN	66,328	132,656	40	8 -	8	6
DRY VAN	15,908	31,816	40	8 -	9	6
DRY VAN	997	2,243	45	8 -	9	6
FLATRACK	338	338	20	8 -	8	6
OPEN TOP	2,271	2,271	20	8 -	8	-
OPEN TOP	1,179	2,358	40	8 -	8	6
REFRIGERATED	4,619	4,619	20	8 -	8	6
REFRIGERATED	4,781	9,562	40	8 -	8	6
TANK	925	925	20	8 -	8	6
Total Units		220,361				
Total TEUs		309,803				

FOOTNOTES

NOTE: 207 generator sets available

TRANSAMERICA LEASING INC.
 711 Westchester Avenue
 White Plains, NY 10604-3560

Allan J. Goldstein
 Manager, Operations

(914)682-3300

<u>[Chassis]</u>		
<u>TYPE</u>	<u># UNITS</u>	<u>----CONTAINERS CARRIED----</u>
EXTENDABLE	3,502	1-40; 1-45; 1-48
GOOSENECK	12,968	1-40
STRAIGHT FRAME	8,760	1-20
STRAIGHT FRAME	289	1-40
<u>Total Units</u>	<u>25,519</u>	

<u>CHASSIS TYPE-LENGTH</u>	<u>UNITS</u>
single 20	8760
total	8760
ratio (20' con/chas)	15.0:1
single 40	13257
extend 40/45/48	3502
total	16759
ratio (40' con/chas)	5.3:1
extend 40/45/48	3502
total	3502
ratio (45' con/chas)	0.3:1

TRANS OCEAN LTD.
 851 Traeger Avenue
 San Bruno, CA 94066

Stephen Leaf
 Market Manager

(415)871-6600

Container Owner
Identification Code
 CCSU CCXU FWIU
 ICLU NLSU OCCU
 SHWU SLBU SLCU
 SLDU SLFU SLHU
 SLOU SLRU SLTU
 TCLU TOLU TRQU

[Containers]

TYPE	# UNITS	# TEUS	----Outside Dimensions----		
			LENGTH FT	WIDTH FT IN	HEIGHT FT IN
DRY BULK	300	300	20	8 -	8 6
DRY VAN	24,900	24,900	20	8 -	8 6
DRY VAN	20,100	40,200	40	8 -	8 6
DRY VAN-HIGH CUBE	3,300	6,600	40	8 -	9 6
FLATRACK COLLAPSIBLE	1,900	1,900	20	8 -	8 6
FLATRACK COLLAPSIBLE	1,750	3,500	40	8 -	8 6
FLATRACK FIXED END	250	250	20	8 -	8 6
FLATRACK FIXED END	390	780	40	8 -	8 6
OPEN TOP	17,200	17,200	20	8 -	8 6
OPEN TOP	9,700	19,400	40	8 -	8 6
REFRIGERATED	3,200	3,200	20	8 -	8 6
REFRIGERATED	3,950	7,900	40	8 -	8 6
TANK	1,800	1,800	20	8 -	8 6
	Total Units	88,740			
	Total TEUs	127,930			

FOOTNOTES

NOTE: 250 generator sets available.

TRANS OCEAN LTD.
851 Traeger Avenue
San Bruno, CA 94066

Stephen Leaf
Market Manager

(415)871-6600

<u>[Chassis]</u>		
<u>TYPE</u>	<u># UNITS</u>	<u>----CONTAINERS CARRIED----</u>
FLUSHBACK	1,300	1-20
GOOSENECK	3,200	1-40
RAMPBACK	100	1-20
SLIDER	300	1-20
<u>Total Units</u>	<u>4,900</u>	

<u>CHASSIS TYPE-LENGTH</u>	<u>UNITS</u>
single 20	1700
total	1700
ratio (20' con/chas)	29.1:1
single 40	3200
total	3200
ratio (40' con/chas)	12.2:1

TRITON CONTAINER INTERNATIONAL LIMITED
 55 Green Street
 Suite 500
 San Francisco, CA 94111

Sharon Fraser-Falloon
 Engineering Admin.

Container Owner
Identification Code
 TRIU

(415)956-6311

[Containers]

TYPE	# UNITS	# TEUS	---Outside Dimensions---			
			LENGTH FT	WIDTH FT IN	HEIGHT FT IN	
DRY VAN	77,973	77,973	20	8 -	8	6
DRY VAN	56,187	112,374	40	8 -	8	6
DRY VAN-HIGH CUBE	5,084	10,168	40	- 8	9	6
FLATRACK	400	400	20	8 -	8	6
OPEN TOP	1,335	1,335	20	8 -	8	6
OPEN TOP	1,285	2,570	40	8 -	8	6
REFRIGERATED	2,766	2,766	20	8 -	8	6
REFRIGERATED	3,185	6,370	40	8 -	8	6
REFRIGERATED-HIGH CUBE	600	1,200	40	8 -	9	6
Total Units	148,815					
Total TEUs		215,156				

