Appendix J
Noise Receptors and Vibration Impact Maps

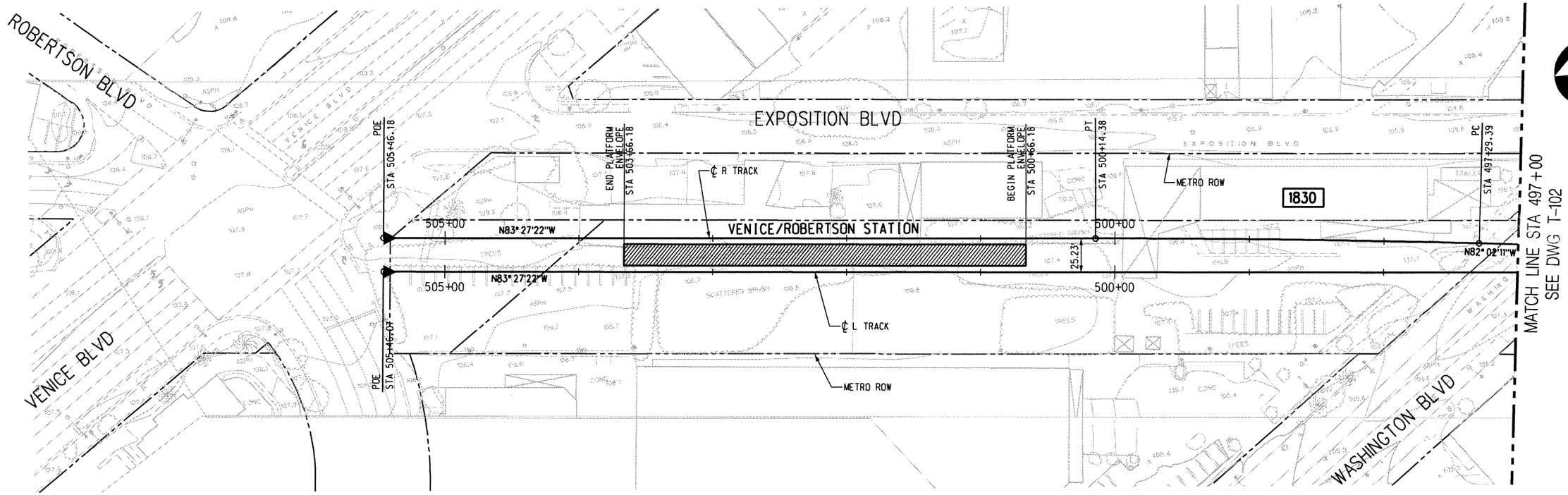

PLAN

NOTE:

TOP OF RAIL ELEVATIONS OF THE L TRACK TO BE EQUAL TO THE R TRACK AT POINTS OPPOSITE, PERPENDICULAR, AND RADIAL. GRADIANTS AND LENGTHS OF VERTICAL CURVES ON THE L TRACK VARY ACCORDINGLY (SLIGHTLY, FROM THOSE ON THE R TRACK).

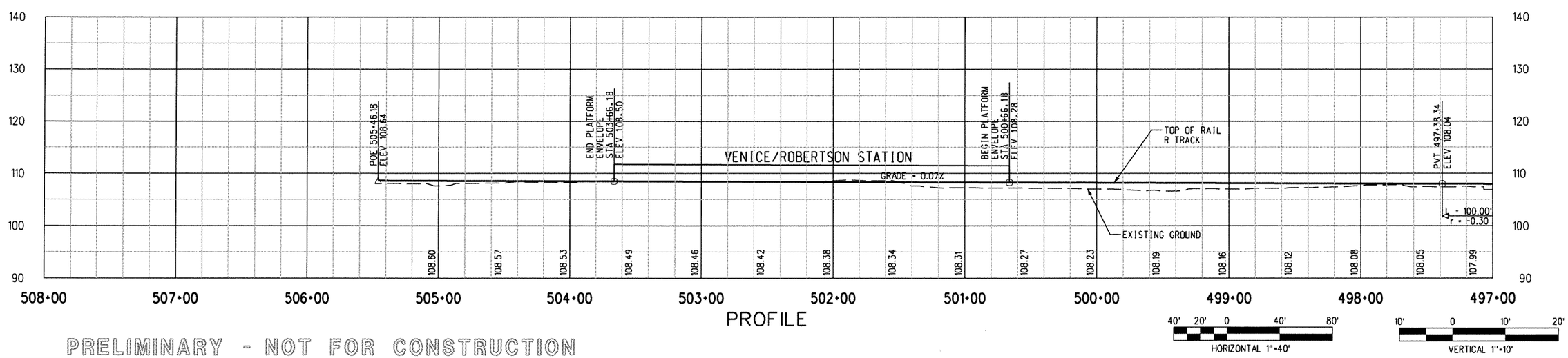

PROFILE

40' 20' 0 40' 80'
HORIZONTAL 1"=40'

10' 0 10' 20'
VERTICAL 1"=10'

PRELIMINARY - NOT FOR CONSTRUCTION

REV	DATE	BY	APP	REG NO	EXPIRES	SEAL HOLDER	DESCRIPTION
0	7/28/05	-	-	-	-		ISSUED FOR DESIGN BUILD RFP

DESIGNED BY R.LAYGO
DRAWN BY R.LAYGO
CHECKED BY D.A SEPULVEDA
IN CHARGE D.A. SEPULVEDA
DATE 8/21/03

Metro LOS ANGELES COUNTY METROPOLITAN TRANSPORTATION AUTHORITY

DMJM HARRIS | AECOM
707 WILSHIRE BLVD. SUITE #3300
LOS ANGELES, CALIFORNIA 90017
TEL (213) 922-9200
FAX (213) 922-9559

SUBMITTED
APPROVED

MID-CITY/EXPOSITION LRT CORRIDOR

MAIN TRACKS
PLAN & PROFILE
STA 497+00 TO STA 505+46

CONTRACT NO E0016
DRAWING NO T-101 REV 0
SCALE HORIZ: 1"=40' VERT: 1"=10'
SHEET NO 365

Plotted by: nathanc 08/01/2005 \\us262c01\projects\5843\001 cadd\track\sheet\101.plg

Note: Per Section 4.6 of the FEIS/FEIR, all noise and vibration impacts have been mitigated to levels that meet FTA noise and vibration impact criteria.

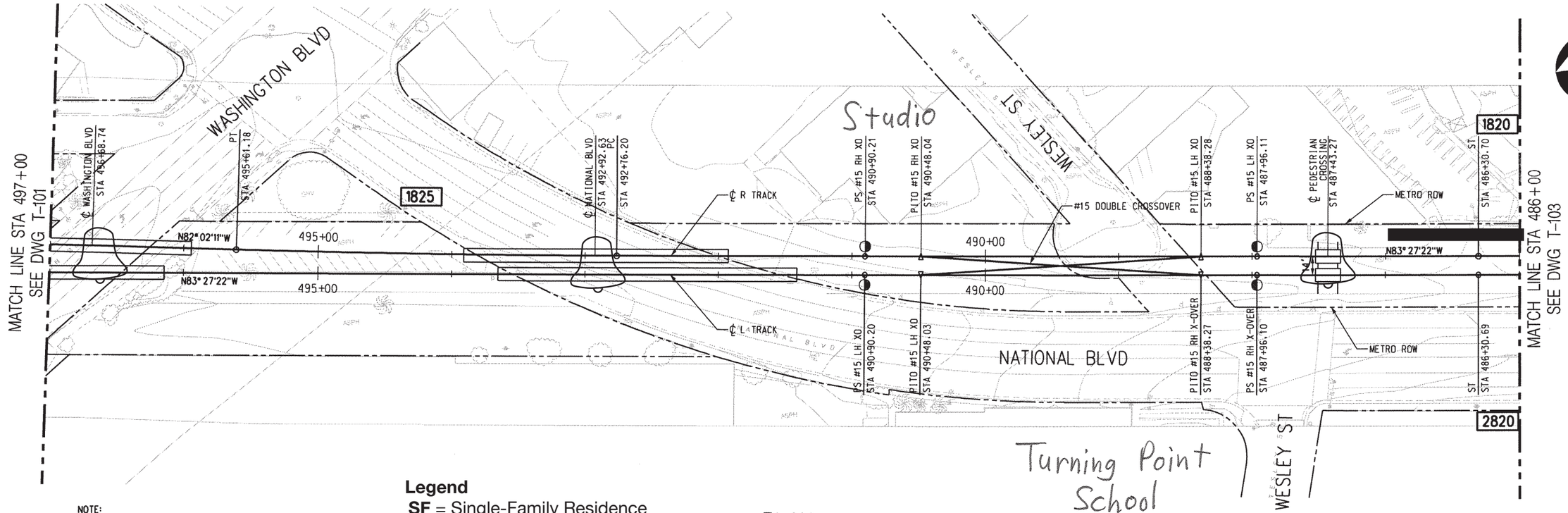

PLAN

NOTE:

TOP OF RAIL ELEVATIONS OF THE L TRACK TO BE EQUAL TO THE R TRACK AT POINTS OPPOSITE, PERPENDICULAR, AND RADIAL. GRADIANTS AND LENGTHS OF VERTICAL CURVES ON THE L TRACK VARY ACCORDINGLY (SLIGHTLY, FROM THOSE ON THE R TRACK).

Legend

SF = Single-Family Residence
MF = Multi-Family Residence
I = Noise Impact
SI = Severe Noise Impact
V = Vibration Impact
= Noise Barrier
= Vibration Mitigation
= Grade crossing with no impact
= Grade crossing with noise impact

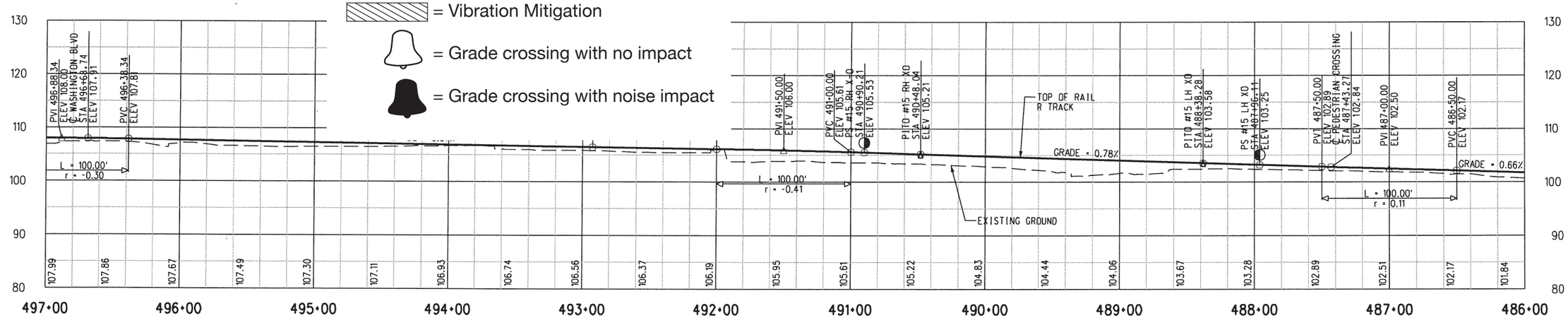

PROFILE

40' 20' 0 40' 80'
HORIZONTAL 1"=40'

10' 0 10' 20'
VERTICAL 1"=10'

PRELIMINARY - NOT FOR CONSTRUCTION

REV	DATE	BY	APP	REG NO	EXPIRES	SEAL HOLDER	DESCRIPTION
0	7/28/05	-	-	-	-		ISSUED FOR DESIGN BUILD RFP

DESIGNED BY R.LAYGO
DRAWN BY R.LAYGO
CHECKED BY D.A SEPULVEDA
IN CHARGE D.A SEPULVEDA
DATE 8/21/03

Metro LOS ANGELES COUNTY METROPOLITAN TRANSPORTATION AUTHORITY

DMJM HARRIS | AECOM
707 WILSHIRE BLVD. SUITE #3300
LOS ANGELES, CALIFORNIA 90017
TEL (213) 922-9200
FAX (213) 922-9559

SUBMITTED
APPROVED

MID-CITY/EXPOSITION LRT CORRIDOR

MAIN TRACKS
PLAN & PROFILE
STA 486+00 TO STA 497+00

CONTRACT NO E0016
DRAWING NO T-102 REV 0
SCALE HORIZ: 1"=40' VERT: 1"=10'
SHEET NO 366

\\usla2dc01\projects\5843\001 cadd\track\sheet\102.pg
08/01/2005
Plotted by: nathanc

Note: Per Section 4.6 of the FEIS/FEIR, all noise and vibration impacts have been mitigated to levels that meet FTA noise and vibration impact criteria.

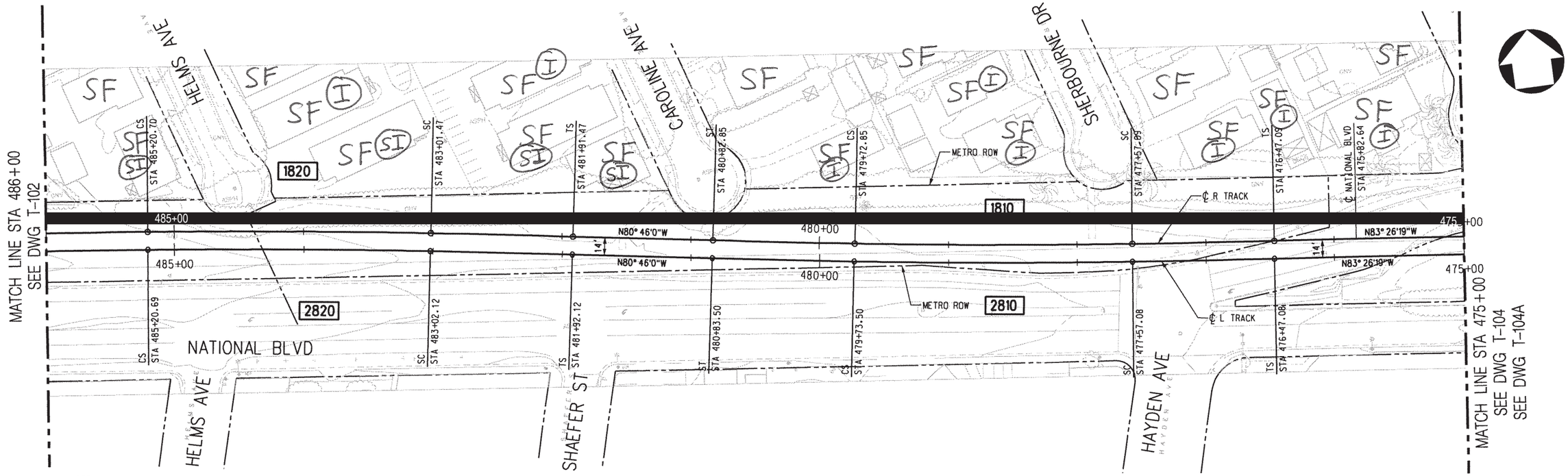

PLAN

NOTE:

TOP OF RAIL ELEVATIONS OF THE L TRACK TO BE EQUAL TO THE RTRACK AT POINTS OPPOSITE, PERPENDICULAR, AND RADIAL. GRADIANTS AND LENGTHS OF VERTICAL CURVES ON THE LTRACK VARY ACCORDINGLY (SLIGHTLY, FROM THOSE ON THE RTRACK).

Legend

- **SF** = Single-Family Residence
- **MF** = Multi-Family Residence
- **I** = Noise Impact
- **SI** = Severe Noise Impact
- **V** = Vibration Impact
- = Noise Barrier
- = Vibration Mitigation
- = Grade crossing with no impact
- = Grade crossing with noise impact

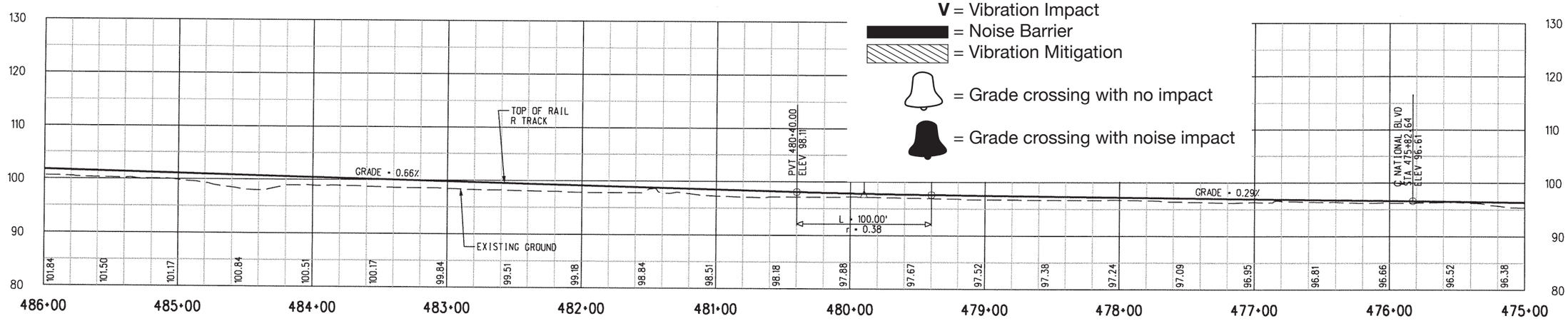

PROFILE

40' 20' 0 40' 80'
HORIZONTAL 1"=40'

10' 0 10' 20'
VERTICAL 1"=10'

PRELIMINARY - NOT FOR CONSTRUCTION

REV	DATE	BY	APP	REG NO	EXPIRES	SEAL HOLDER	DESCRIPTION
0	7/28/05	-	-	-	-		ISSUED FOR DESIGN BUILD RFP

DESIGNED BY R.LAYGO
DRAWN BY R.LAYGO
CHECKED BY D.A SEPULVEDA
IN CHARGE D.A SEPULVEDA
DATE 8/21/03

Metro LOS ANGELES COUNTY METROPOLITAN TRANSPORTATION AUTHORITY

DMJM HARRIS | AECOM
707 WILSHIRE BLVD. SUITE #3300
LOS ANGELES, CALIFORNIA 90017
TEL (213) 922-9200
FAX (213) 922-9559

SUBMITTED
APPROVED

MID-CITY/EXPOSITION LRT CORRIDOR

MAIN TRACKS
PLAN & PROFILE
STA 475+00 TO 486+00

CONTRACT NO E0016
DRAWING NO T-103 REV 0
SCALE HORIZ: 1"=40' VERT: 1"=10'
SHEET NO 367

\\usla2dc01\projects\5843\001 cadd\track\sheet\T103.dgn
08/01/2005
Plotted by: nathanc

Note: Per Section 4.6 of the FEIS/FEIR, all noise and vibration impacts have been mitigated to levels that meet FTA noise and vibration impact criteria.

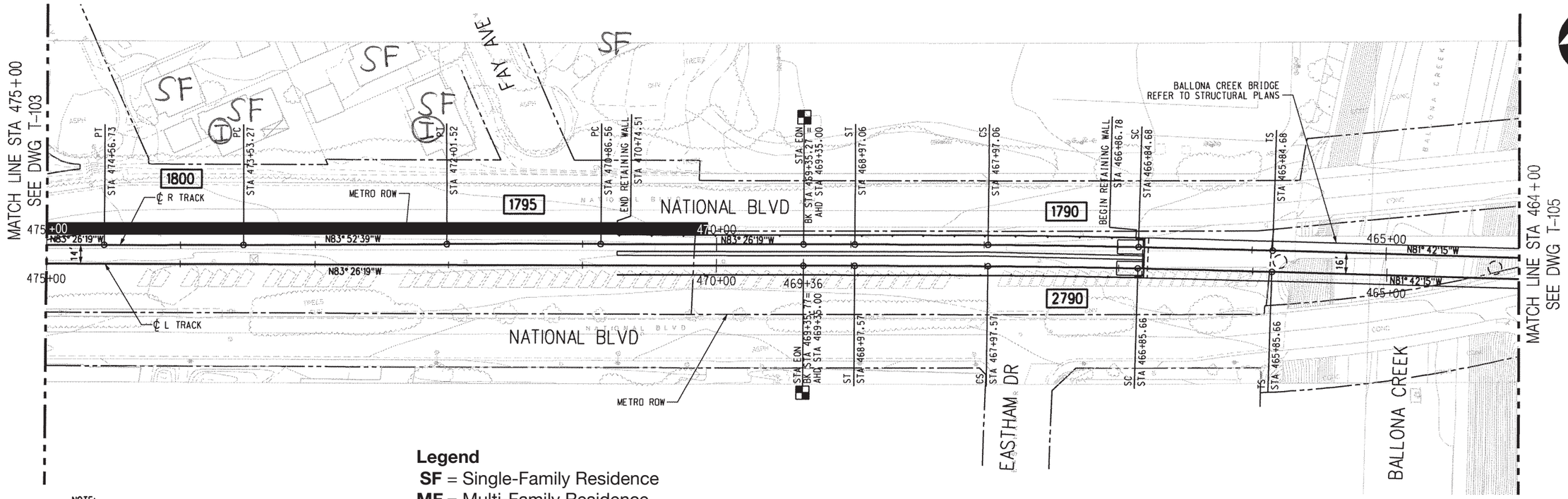

PLAN

NOTE:

TOP OF RAIL ELEVATIONS OF THE L TRACK TO BE EQUAL TO THE R TRACK AT POINTS OPPOSITE, PERPENDICULAR, AND RADIAL. GRADIENTS AND LENGTHS OF VERTICAL CURVES ON THE L TRACK VARY ACCORDINGLY (SLIGHTLY, FROM THOSE ON THE R TRACK).

Legend

SF = Single-Family Residence
MF = Multi-Family Residence
I = Noise Impact
SI = Severe Noise Impact
V = Vibration Impact
= Noise Barrier
= Vibration Mitigation
= Grade crossing with no impact
= Grade crossing with noise impact

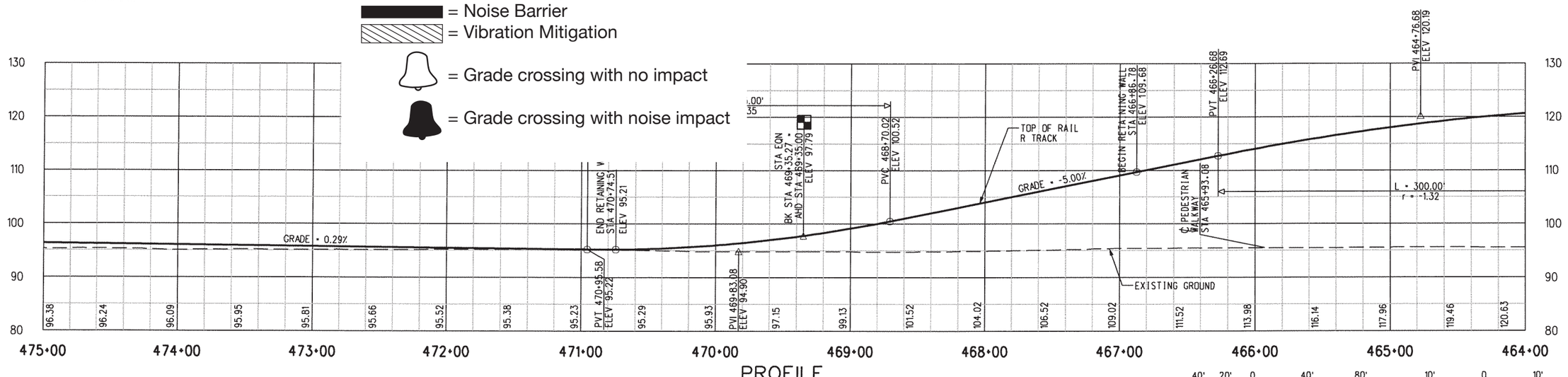

PROFILE

HORIZONTAL 1"=40'

VERTICAL 1"=10'

PRELIMINARY - NOT FOR CONSTRUCTION

REV	DATE	BY	APP	REG NO	EXPIRES	SEAL HOLDER	DESCRIPTION
0	7/28/05	-	-	-	-		ISSUED FOR DESIGN BUILD RFP

DESIGNED BY R.LAYGO
DRAWN BY R.LAYGO
CHECKED BY D.A SEPULVEDA
IN CHARGE D.A SEPULVEDA
DATE 8/21/03

Metro
LOS ANGELES COUNTY METROPOLITAN TRANSPORTATION AUTHORITY

DMJM HARRIS | AECOM
707 WILSHIRE BLVD. SUITE #3300
LOS ANGELES, CALIFORNIA 90017
TEL (213) 922-9200
FAX (213) 922-9559

SUBMITTED
APPROVED

MID-CITY/EXPOSITION LRT CORRIDOR
MAIN TRACKS
PLAN & PROFILE
STA 464+00 TO STA 475+00
SOUTHERN ALTERNATIVE

CONTRACT NO E0016
DRAWING NO T-104 REV 0
SCALE HORIZ: 1"=40' VERT: 1"=10'
SHEET NO 368

\\uks2dc01\projects\5843\001 cadd\track\sheet\t104.dgn
08/01/2005
Plotted by: nathanc

Note: Per Section 4.6 of the FEIS/FEIR, all noise and vibration impacts have been mitigated to levels that meet FTA noise and vibration impact criteria.

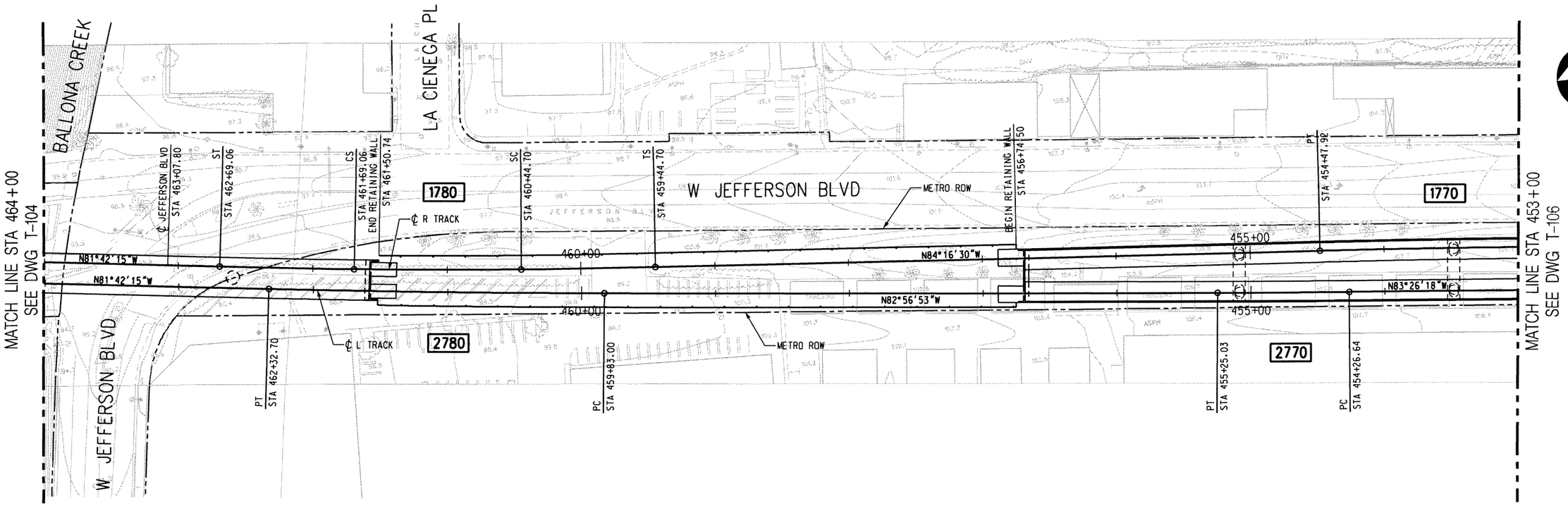

PLAN

NOTE:

TOP OF RAIL ELEVATIONS OF THE L TRACK TO BE EQUAL TO THE R TRACK AT POINTS OPPOSITE, PERPENDICULAR, AND RADIAL. GRADIENTS AND LENGTHS OF VERTICAL CURVES ON THE L TRACK VARY ACCORDINGLY (SLIGHTLY, FROM THOSE ON THE R TRACK).

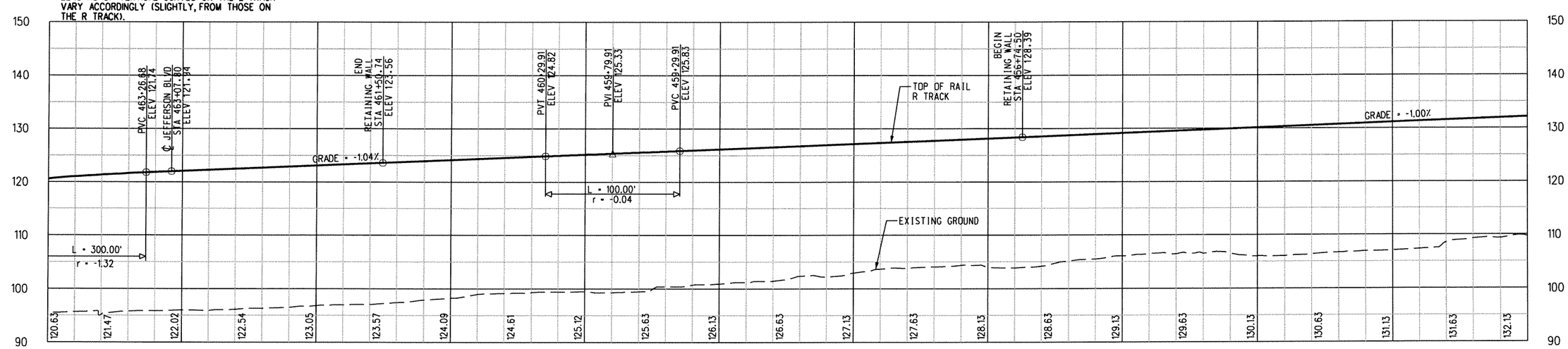

PROFILE

HORIZONTAL 1"=40'

VERTICAL 1"=10'

PRELIMINARY - NOT FOR CONSTRUCTION

REV	DATE	BY	APP	REG NO	EXPIRES	SEAL HOLDER	DESCRIPTION
0	7/28/05	-	-	-	-		ISSUED FOR DESIGN BUILD RFP

DESIGNED BY C. DAVIS
DRAWN BY C. DAVIS
CHECKED BY D.A SEPULVEDA
IN CHARGE D.A SEPULVEDA
DATE 8/21/03

Metro LOS ANGELES COUNTY METROPOLITAN TRANSPORTATION AUTHORITY

DMJM HARRIS | AECOM

707 WILSHIRE BLVD. SUITE #3300
LOS ANGELES, CALIFORNIA 90017
TEL (213) 922-9200
FAX (213) 922-9559

SUBMITTED
APPROVED

MID-CITY/EXPOSITION LRT CORRIDOR
MAIN TRACKS
PLAN & PROFILE
STA 453+00 TO STA 464+00
SOUTHERN ALTERNATIVE

CONTRACT NO E0016
DRAWING NO T-105
REV 0
SCALE HORTZ: 1"=40' VERT: 1"=10'
SHEET NO 369

Plotted by: nathanc 08/01/2005 \\usla2dc01\projects\5843\001 cadd\track\sheet\t105.plg

Note: Per Section 4.6 of the FEIS/FEIR, all noise and vibration impacts have been mitigated to levels that meet FTA noise and vibration impact criteria.

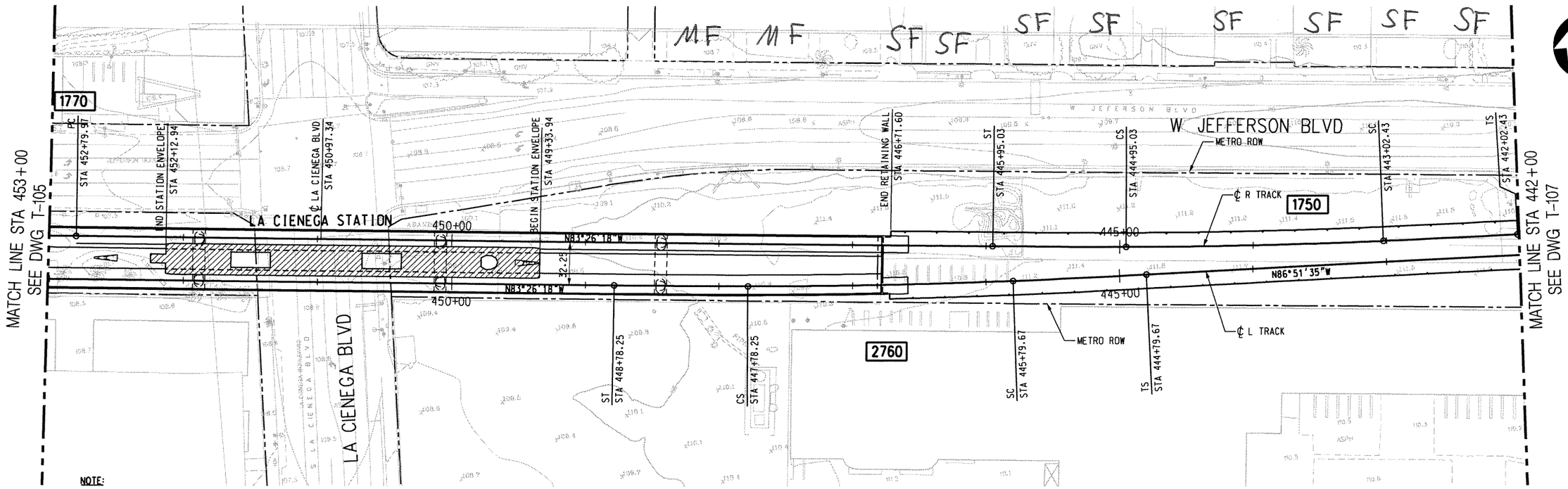

PLAN

NOTE:

TOP OF RAIL ELEVATIONS OF THE L TRACK TO BE EQUAL TO THE R TRACK AT POINTS OPPOSITE, PERPENDICULAR, AND RADIAL. GRADIENTS AND LENGTHS OF VERTICAL CURVES ON THE L TRACK VARY ACCORDINGLY (SLIGHTLY, FROM THOSE ON THE R TRACK).

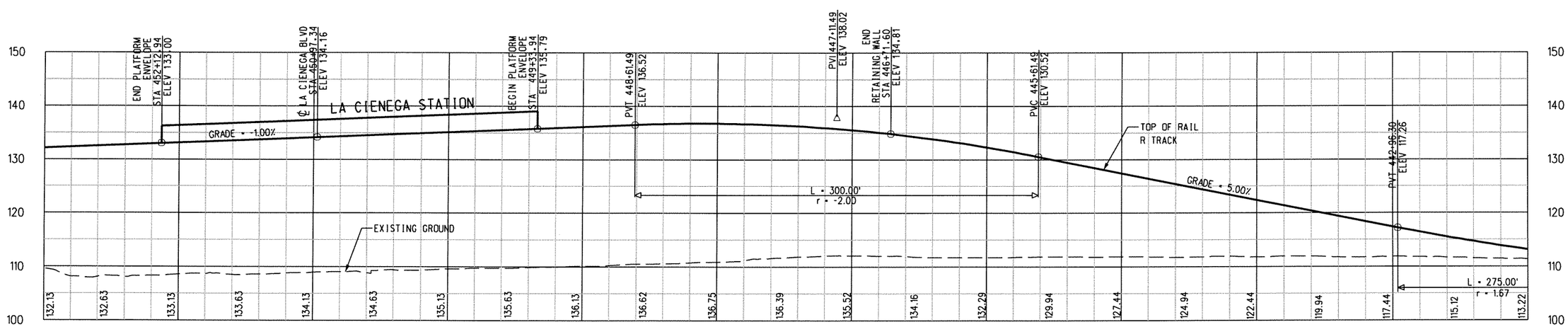

PROFILE

40' 20' 0 40' 80'
HORIZONTAL 1"=40'

10' 0 10' 20'
VERTICAL 1"=10'

PRELIMINARY - NOT FOR CONSTRUCTION

REV	DATE	BY	APP	REG NO	EXPIRES	SEAL HOLDER	DESCRIPTION
0	7/28/05	-	-	-	-		ISSUED FOR DESIGN BUILD RFP

DESIGNED BY C. DAVIS
DRAWN BY C. DAVIS
CHECKED BY D.A SEPULVEDA
IN CHARGE D.A SEPULVEDA
DATE 8/21/03

Metro LOS ANGELES COUNTY METROPOLITAN TRANSPORTATION AUTHORITY

DMJM HARRIS | AECOM
707 WILSHIRE BLVD. SUITE #3300
LOS ANGELES, CALIFORNIA 90017
TEL (213) 922-9200
FAX (213) 922-9559

SUBMITTED
APPROVED

MID-CITY/EXPOSITION LRT CORRIDOR
MAIN TRACKS
PLAN & PROFILE
STA 442+00 TO STA 453+00
SOUTHERN ALTERNATIVE

CONTRACT NO E0016
DRAWING NO T-106
REV 0
SCALE HORIZ: 1"=40' VERT: 1"=10'
SHEET NO 370

Plotted by: nathanc 08/01/2005 \\usla2dc01\projects\5843\001 cadd\track\sheet\t106.plg

Note: Per Section 4.6 of the FEIS/FEIR, all noise and vibration impacts have been mitigated to levels that meet FTA noise and vibration impact criteria.

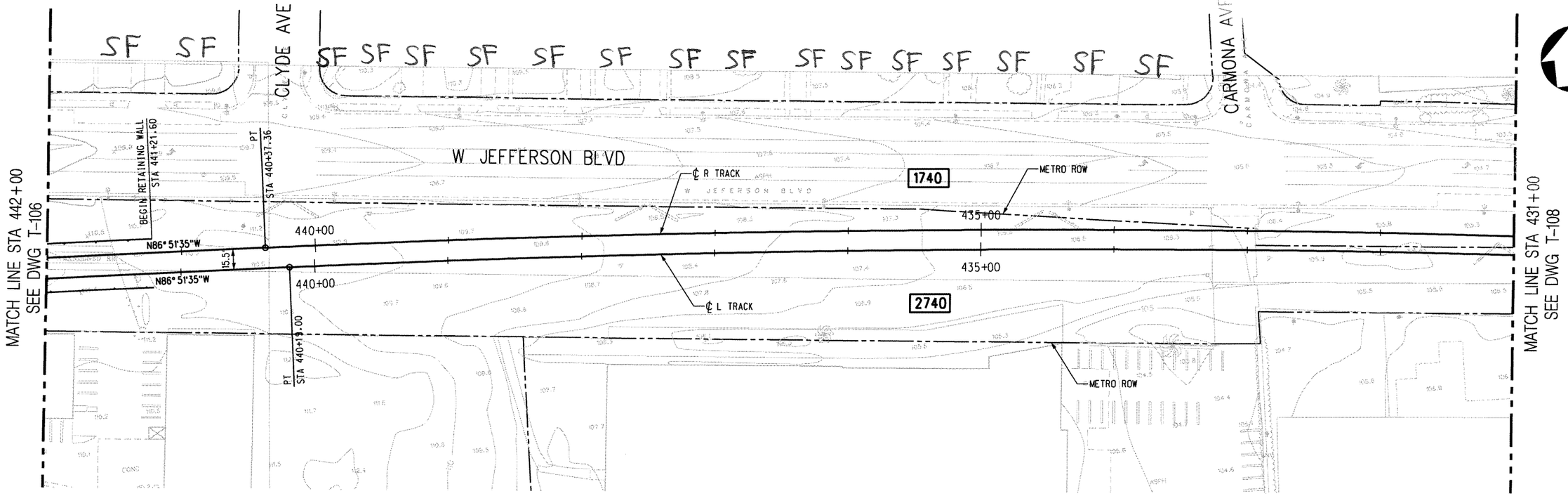

PLAN

NOTE:

TOP OF RAIL ELEVATIONS OF THE L TRACK TO BE EQUAL TO THE R TRACK AT POINTS OPPOSITE, PERPENDICULAR, AND RADIAL. GRADIENTS AND LENGTHS OF VERTICAL CURVES ON THE L TRACK VARY ACCORDINGLY (SLIGHTLY, FROM THOSE ON THE R TRACK).

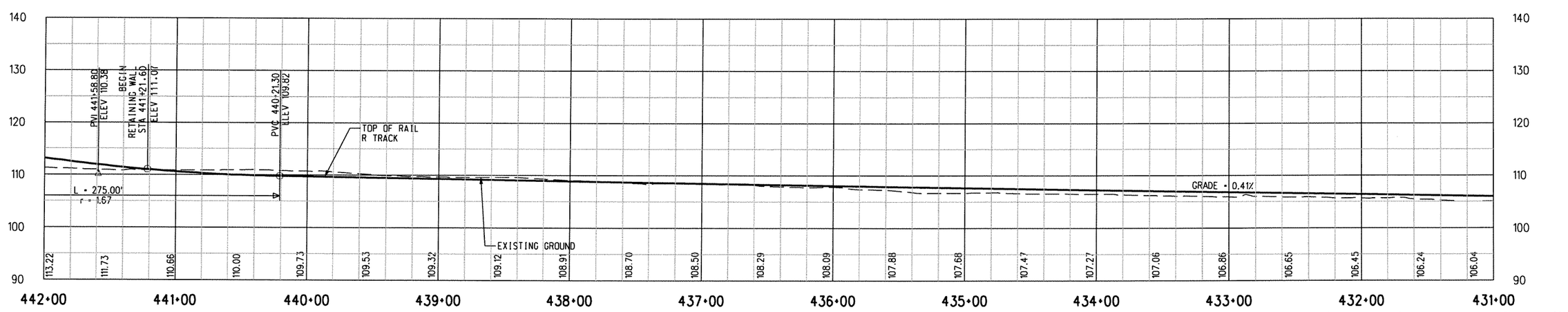

PROFILE

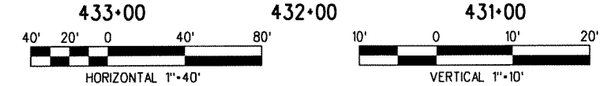

PRELIMINARY - NOT FOR CONSTRUCTION

REV	DATE	BY	APP	REG NO	EXPIRES	SEAL HOLDER	DESCRIPTION
0	7/28/05	-	-	-	-		ISSUED FOR DESIGN BUILD RFP

DESIGNED BY C. DAVIS
DRAWN BY C. DAVIS
CHECKED BY D.A SEPULVEDA
IN CHARGE D.A SEPULVEDA
DATE 8/21/03

Metro LOS ANGELES COUNTY METROPOLITAN TRANSPORTATION AUTHORITY

DMJM HARRIS | AECOM
707 WILSHIRE BLVD, SUITE #3300
LOS ANGELES, CALIFORNIA 90017
TEL (213) 922-9200
FAX (213) 922-9559

SUBMITTED
APPROVED

MID-CITY/EXPOSITION LRT CORRIDOR
MAIN TRACKS
PLAN & PROFILE
STA 431+00 TO STA 442+00
SOUTHERN ALTERNATIVE

CONTRACT NO E0016
DRAWING NO T-107 REV 0
SCALE HORIZ: 1"=40' VERT: 1"=10'
SHEET NO 371

\\usla2dc01\projects\5843\001 cadd\track\sheet\107.pg
08/01/2005
Plotted by: nathanc

Note: Per Section 4.6 of the FEIS/FEIR, all noise and vibration impacts have been mitigated to levels that meet FTA noise and vibration impact criteria.

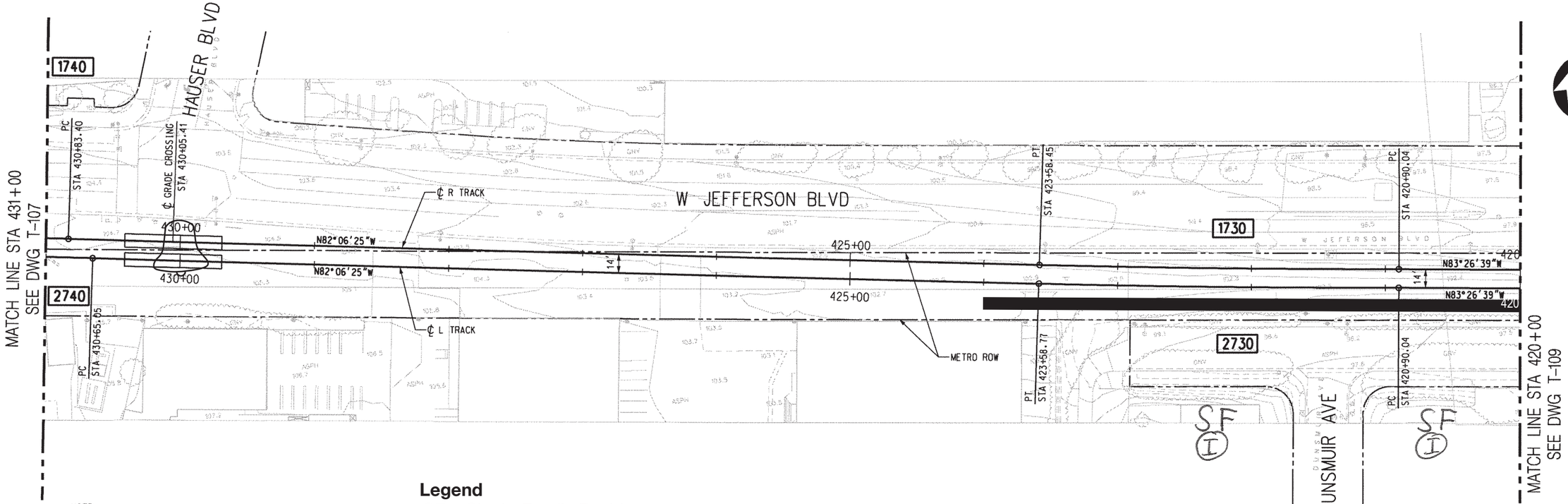

PLAN

NOTE:

TOP OF RAIL ELEVATIONS OF THE L TRACK TO BE EQUAL TO THE R TRACK AT POINTS OPPOSITE, PERPENDICULAR, AND RADIAL. GRADIANTS AND LENGTHS OF VERTICAL CURVES ON THE L TRACK VARY ACCORDINGLY (SLIGHTLY, FROM THOSE ON THE R TRACK).

Legend

SF = Single-Family Residence
MF = Multi-Family Residence
I = Noise Impact
SI = Severe Noise Impact
V = Vibration Impact
= Noise Barrier
= Vibration Mitigation
= Grade crossing with no impact
= Grade crossing with noise impact

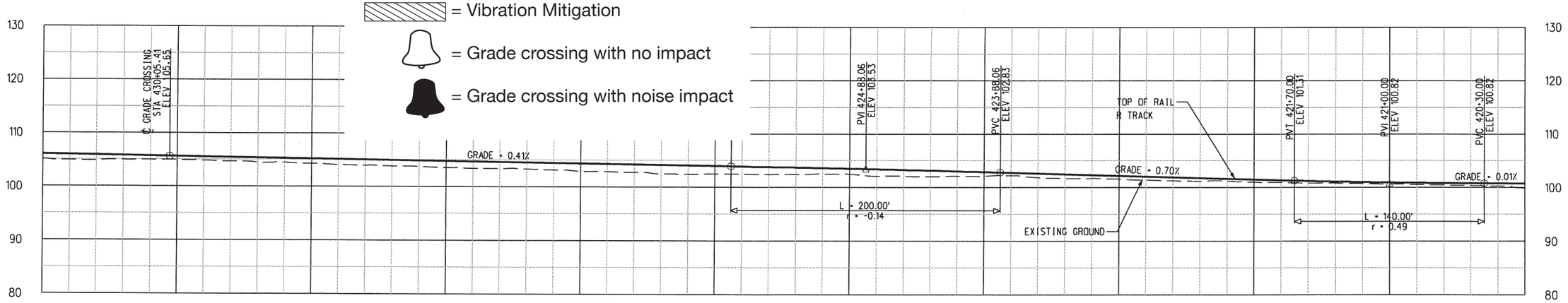

PROFILE

40' 20' 0 40' 80'
HORIZONTAL 1"=40'

10' 0 10' 20'
VERTICAL 1"=10'

PRELIMINARY - NOT FOR CONSTRUCTION

REV	DATE	BY	APP	REG NO	EXPIRES	SEAL HOLDER	DESCRIPTION
0	7/28/05	-	-	-	-		ISSUED FOR DESIGN BUILD RFP

DESIGNED BY C. DAVIS
DRAWN BY C. DAVIS
CHECKED BY D.A SEPULVEDA
IN CHARGE D.A SEPULVEDA
DATE 8/21/03

Metro LOS ANGELES COUNTY METROPOLITAN TRANSPORTATION AUTHORITY

DMJM HARRIS | AECOM
707 WILSHIRE BLVD. SUITE #3300
LOS ANGELES, CALIFORNIA 90017
TEL (213) 922-9200
FAX (213) 922-9559

SUBMITTED
APPROVED

MID-CITY/EXPOSITION LRT CORRIDOR
MAIN TRACKS
PLAN & PROFILE
STA 420+00 TO STA 431+00
SOUTHERN ALTERNATIVE

CONTRACT NO E0016
DRAWING NO T-108
REV 0
SCALE HORIZ: 1"=40' VERT: 1"=10'
SHEET NO 377

\\usla2dc01\projects\5843\001 cadd\track\sheet\108.plg
08/01/2005
Plotted by: nathanc

Note: Per Section 4.6 of the FEIS/FEIR, all noise and vibration impacts have been mitigated to levels that meet FTA noise and vibration impact criteria.

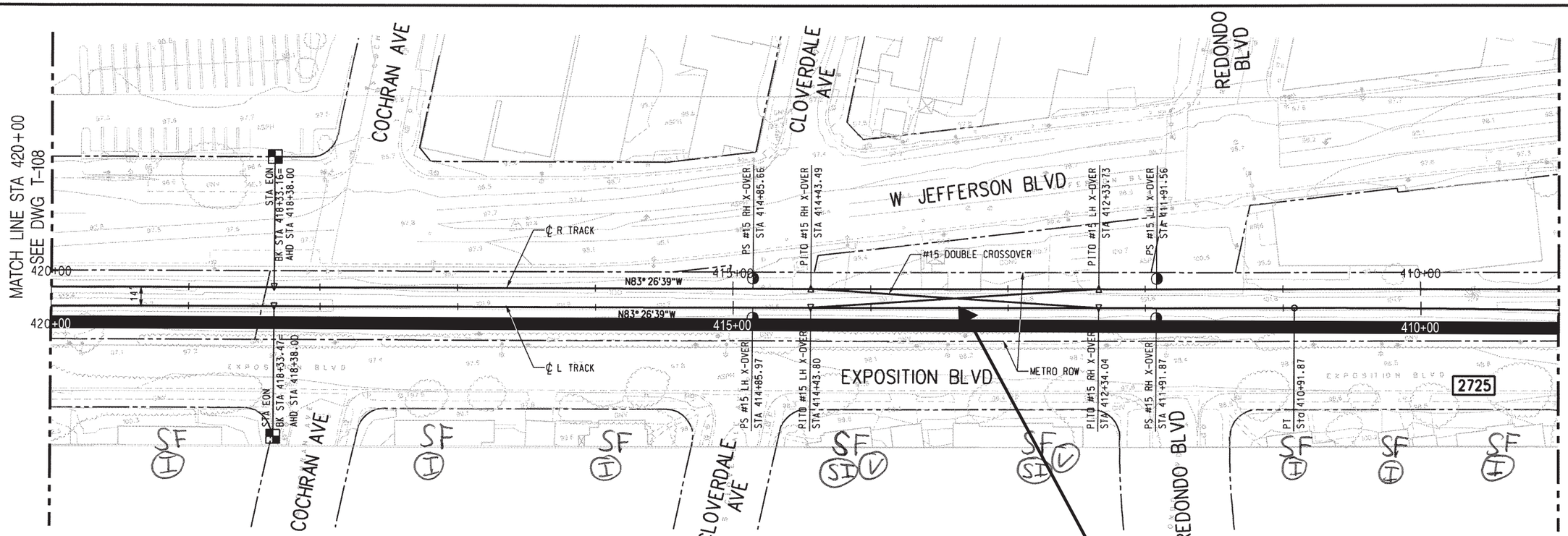

PLAN

This crossover to be moved to a less sensitive location or a spring-rail frog will be used.

NOTE:

TOP OF RAIL ELEVATIONS OF THE L TRACK TO BE EQUAL TO THE R TRACK AT POINTS OPPOSITE, PERPENDICULAR, AND RADIAL. GRADIANTS AND LENGTHS OF VERTICAL CURVES ON THE L TRACK VARY ACCORDINGLY (SLIGHTLY, FROM THOSE ON THE R TRACK).

Legend

- **SF** = Single-Family Residence
- **MF** = Multi-Family Residence
- **I** = Noise Impact
- **SI** = Severe Noise Impact
- **V** = Vibration Impact
- = Noise Barrier
- = Vibration Mitigation
- = Grade crossing with no impact
- = Grade crossing with noise impact

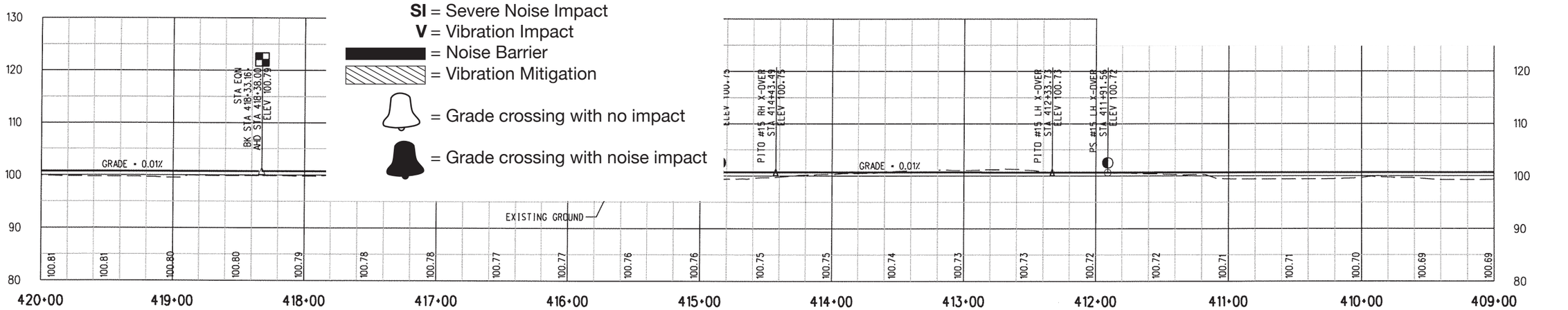

PROFILE

HORIZONTAL 1"=40'

VERTICAL 1"=10'

PRELIMINARY - NOT FOR CONSTRUCTION

REV	DATE	BY	APP	REG NO	EXPIRES	SEAL HOLDER	DESCRIPTION
0	7/28/05	-	-	-	-		ISSUED FOR DESIGN BUILD RFP

DESIGNED BY R. LAYGO
DRAWN BY R. LAYGO
CHECKED BY D.A SEPULVEDA
IN CHARGE D.A SEPULVEDA
DATE 8/21/03

Metro LOS ANGELES COUNTY METROPOLITAN TRANSPORTATION AUTHORITY

DMJM HARRIS | AECOM
707 WILSHIRE BLVD. SUITE #3300
LOS ANGELES, CALIFORNIA 90017
TEL (213) 922-9200
FAX (213) 922-9559

SUBMITTED
APPROVED

MID-CITY/EXPOSITION LRT CORRIDOR

MAIN TRACKS
PLAN & PROFILE
STA 409+00 TO STA 420+00

CONTRACT NO E0016
DRAWING NO T-109 REV 0
SCALE HORIZ: 1"=40' VERT: 1"=10'
SHEET NO 378

Plotted by: nathanc 08/01/2005 \\uslo2dc01\projects\5843\001 cadd\track\sheet\109.plg

Note: Per Section 4.6 of the FEIS/FEIR, all noise and vibration impacts have been mitigated to levels that meet FTA noise and vibration impact criteria.

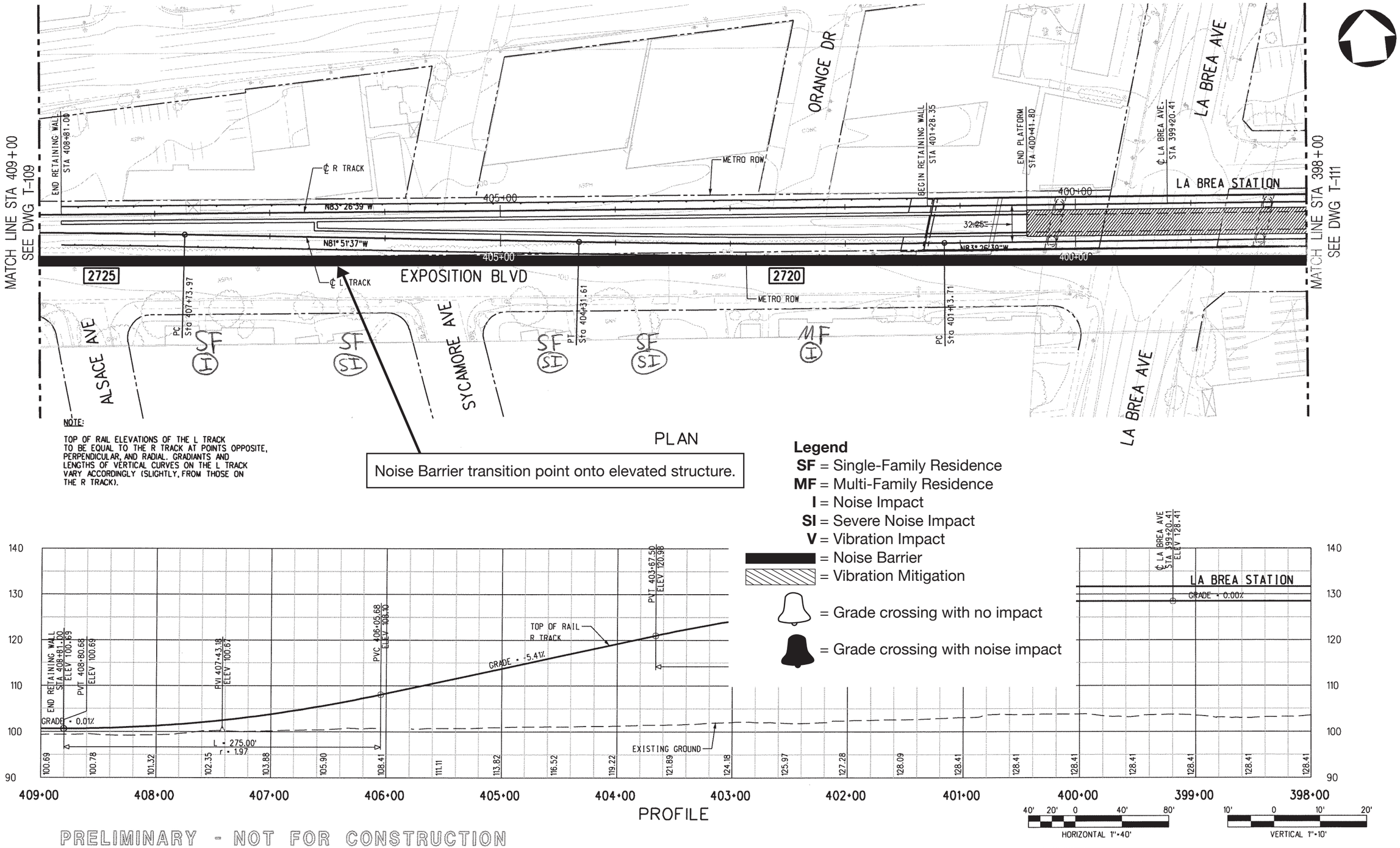

NOTE:

TOP OF RAIL ELEVATIONS OF THE L TRACK TO BE EQUAL TO THE R TRACK AT POINTS OPPOSITE, PERPENDICULAR, AND RADIAL. GRADIANTS AND LENGTHS OF VERTICAL CURVES ON THE L TRACK VARY ACCORDINGLY (SLIGHTLY, FROM THOSE ON THE R TRACK).

PRELIMINARY - NOT FOR CONSTRUCTION

REV	DATE	BY	APP	REG NO	EXPIRES	SEAL HOLDER	DESCRIPTION
0	7/28/05	-	-	-	-		ISSUED FOR DESIGN BUILD RFP

DESIGNED BY R. LAYGO
DRAWN BY R. LAYGO
CHECKED BY D.A SEPULVEDA
IN CHARGE D.A SEPULVEDA
DATE 8/21/03

Metro LOS ANGELES COUNTY METROPOLITAN TRANSPORTATION AUTHORITY

DMJM HARRIS | AECOM
707 WILSHIRE BLVD. SUITE #3300
LOS ANGELES, CALIFORNIA 90017
TEL (213) 922-9200
FAX (213) 922-9559

SUBMITTED
APPROVED

MID-CITY/EXPOSITION LRT CORRIDOR

MAIN TRACKS
PLAN & PROFILE
STA 398+00 TO STA 409+00

CONTRACT NO E0016
DRAWING NO T-110
REV 0
SCALE HORIZ: 1"=40' VERT: 1"=10'
SHEET NO 379

\\usla2dc01\projects\5843\001 cadd\track\sheet\t110.plg
08/01/2005
Plotted by: nathanc

Note: Per Section 4.6 of the FEIS/FEIR, all noise and vibration impacts have been mitigated to levels that meet FTA noise and vibration impact criteria.

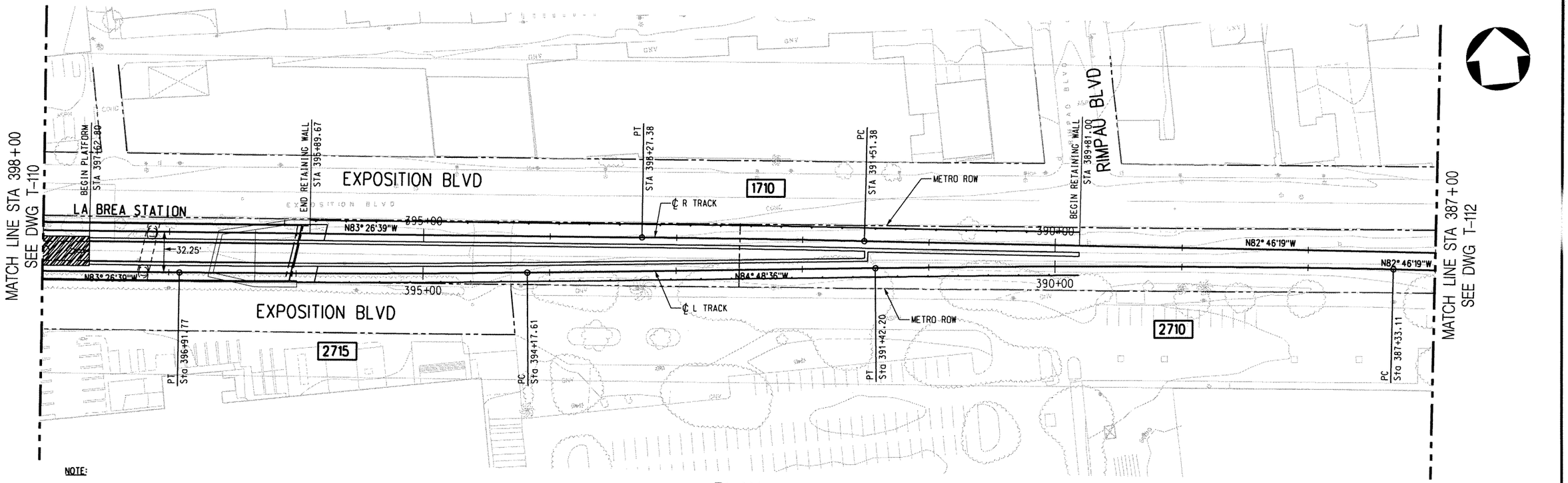

PLAN

NOTE:

TOP OF RAIL ELEVATIONS OF THE L TRACK TO BE EQUAL TO THE R TRACK AT POINTS OPPOSITE, PERPENDICULAR, AND RADIAL. GRADIANTS AND LENGTHS OF VERTICAL CURVES ON THE L TRACK VARY ACCORDINGLY (SLIGHTLY, FROM THOSE ON THE R TRACK).

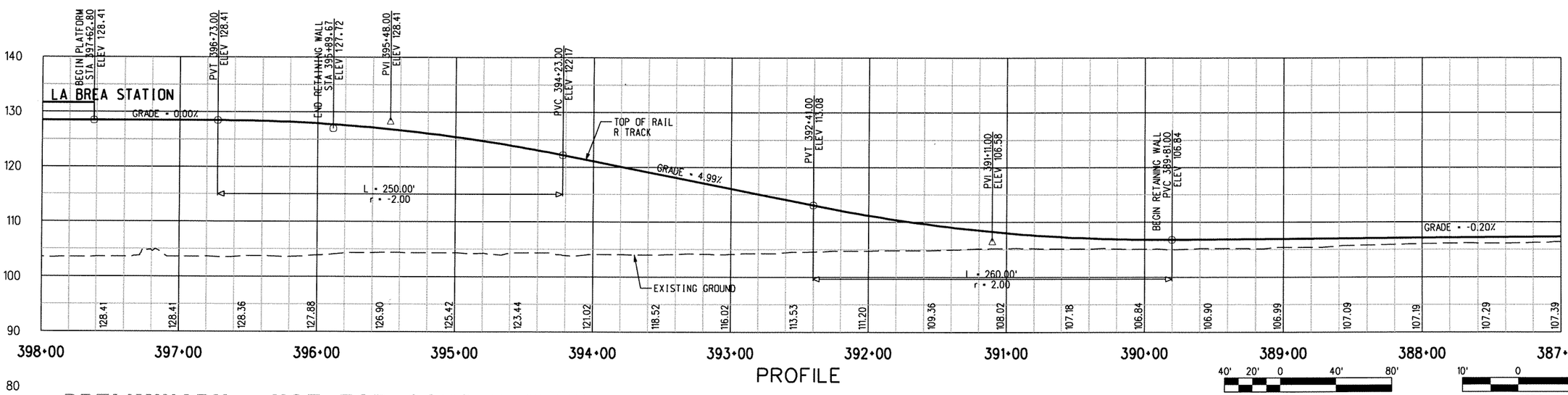

PROFILE

40' 20' 0 40' 80'
HORIZONTAL 1"=40'

10' 0 10' 20'
VERTICAL 1"=10'

PRELIMINARY - NOT FOR CONSTRUCTION

REV	DATE	BY	APP	REG NO	EXPIRES	SEAL HOLDER	DESCRIPTION
0	7/28/05	-	-	-	-		ISSUED FOR DESIGN BUILD RFP

DESIGNED BY R. LAYGO
DRAWN BY R. LAYGO
CHECKED BY D.A SEPULVEDA
IN CHARGE D.A SEPULVEDA
DATE 8/21/03

Metro LOS ANGELES COUNTY METROPOLITAN TRANSPORTATION AUTHORITY

DMJM HARRIS | AECOM
707 WILSHIRE BLVD. SUITE #3300
LOS ANGELES, CALIFORNIA 90017
TEL (213) 922-9200
FAX (213) 922-9559

SUBMITTED
APPROVED

MID-CITY/EXPOSITION LRT CORRIDOR

MAIN TRACKS
PLAN & PROFILE
STA 387+00 TO STA 398+00

CONTRACT NO E0016
DRAWING NO T-111 REV 0
SCALE HORIZ: 1"=40' VERT: 1"=10'
SHEET NO 380

\\usla2dc01\projects\5843\001 cadd\track\sheet\t111.plg
08/01/2005
Plotted by: nathanc

Note: Per Section 4.6 of the FEIS/FEIR, all noise and vibration impacts have been mitigated to levels that meet FTA noise and vibration impact criteria.

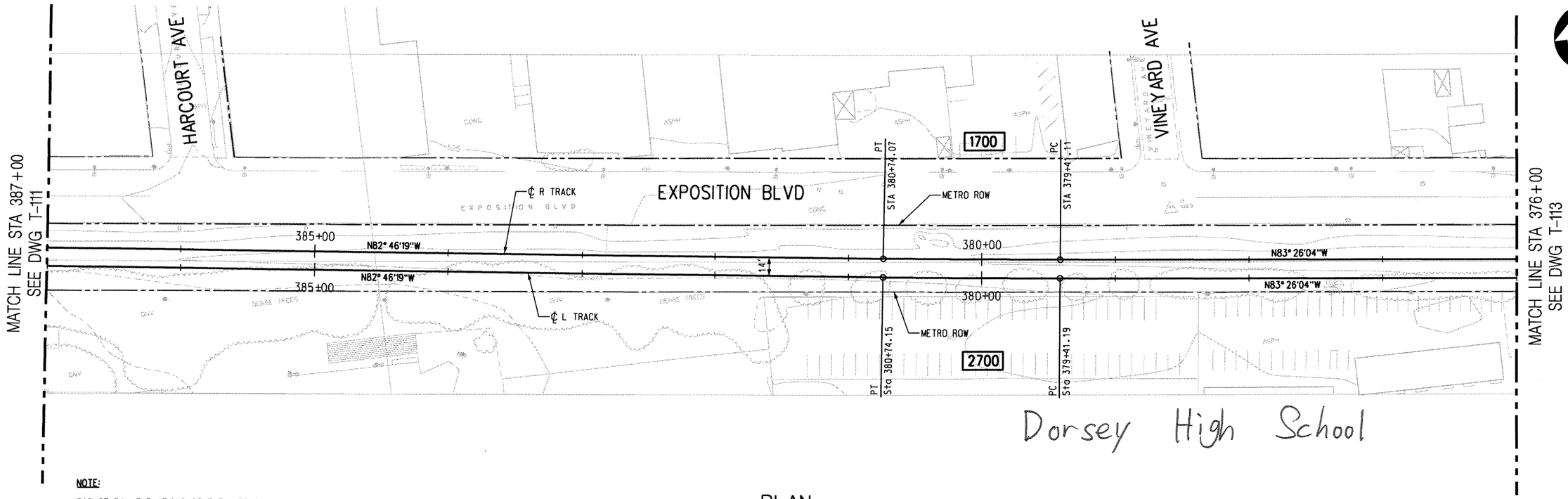

NOTE:

TOP OF RAIL ELEVATIONS OF THE L TRACK TO BE EQUAL TO THE R TRACK AT POINTS OPPOSITE, PERPENDICULAR, AND RADIAL. GRADIANTS AND LENGTHS OF VERTICAL CURVES ON THE L TRACK VARY ACCORDINGLY (SLIGHTLY, FROM THOSE ON THE R TRACK).

PLAN

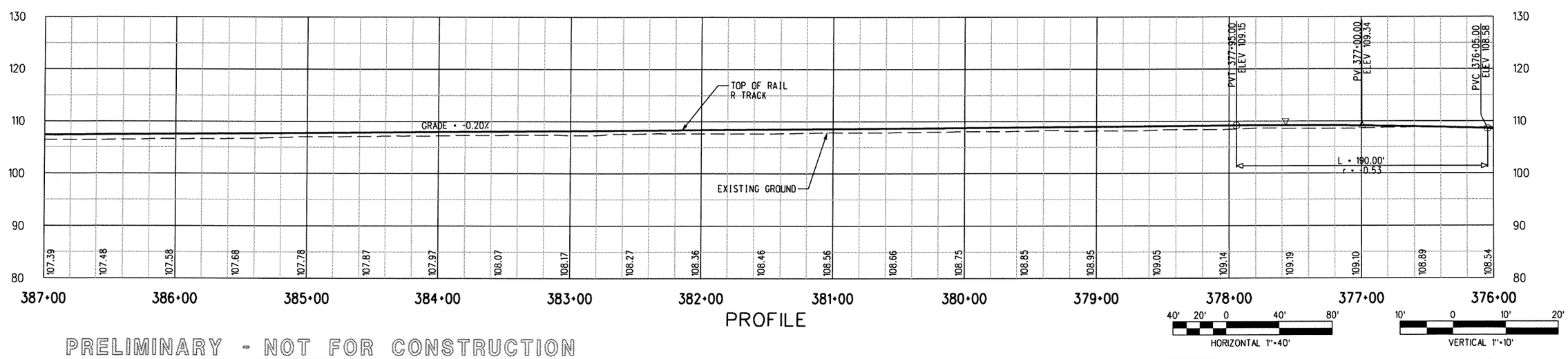

PROFILE

PRELIMINARY - NOT FOR CONSTRUCTION

REV	DATE	BY	APP	REG NO	EXPIRES	SEAL HOLDER	DESCRIPTION
0	7/28/05	-	-	-	-		ISSUED FOR DESIGN BUILD RFP

DESIGNED BY R. LAYGO
DRAWN BY R. LAYGO
CHECKED BY D.A SEPULVEDA
IN CHARGE D.A SEPULVEDA
DATE 8/21/03

Metro LOS ANGELES COUNTY METROPOLITAN TRANSPORTATION AUTHORITY

DMJM HARRIS | AECOM
707 WILSHIRE BLVD. SUITE #3300
LOS ANGELES, CALIFORNIA 90017
TEL (213) 922-9200
FAX (213) 922-9559

SUBMITTED
APPROVED

MID-CITY/EXPOSITION LRT CORRIDOR

MAIN TRACKS
PLAN & PROFILE
STA 376+00 TO STA 387+00

CONTRACT NO E0016
DRAWING NO T-112 REV 0
SCALE HORIZ: 1"=40' VERT: 1"=10'
SHEET NO 381

\\uso2dc01\projects\5843\001 cadd\track\sheet\T112.plg
08/01/2005
Plotted by: nathanc

Note: Per Section 4.6 of the FEIS/FEIR, all noise and vibration impacts have been mitigated to levels that meet FTA noise and vibration impact criteria.

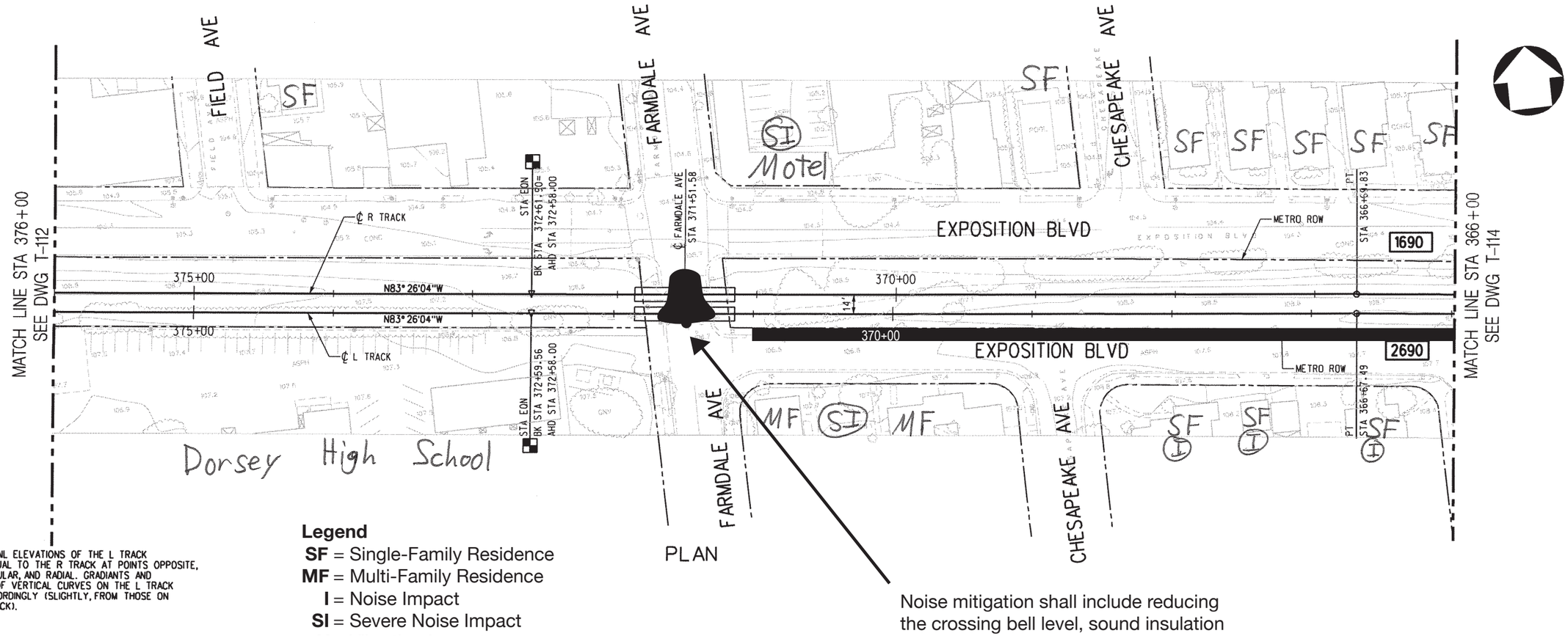

PLAN

NOTE:

TOP OF RAIL ELEVATIONS OF THE L TRACK TO BE EQUAL TO THE R TRACK AT POINTS OPPOSITE, PERPENDICULAR, AND RADIAL. GRADIANTS AND LENGTHS OF VERTICAL CURVES ON THE L TRACK VARY ACCORDINGLY (SLIGHTLY, FROM THOSE ON THE R TRACK).

Legend

SF = Single-Family Residence
MF = Multi-Family Residence
I = Noise Impact
SI = Severe Noise Impact
V = Vibration Impact
= Noise Barrier
= Vibration Mitigation
= Grade crossing with no impact
= Grade crossing with noise impact

Noise mitigation shall include reducing the crossing bell level, sound insulation and the noise barrier shown.

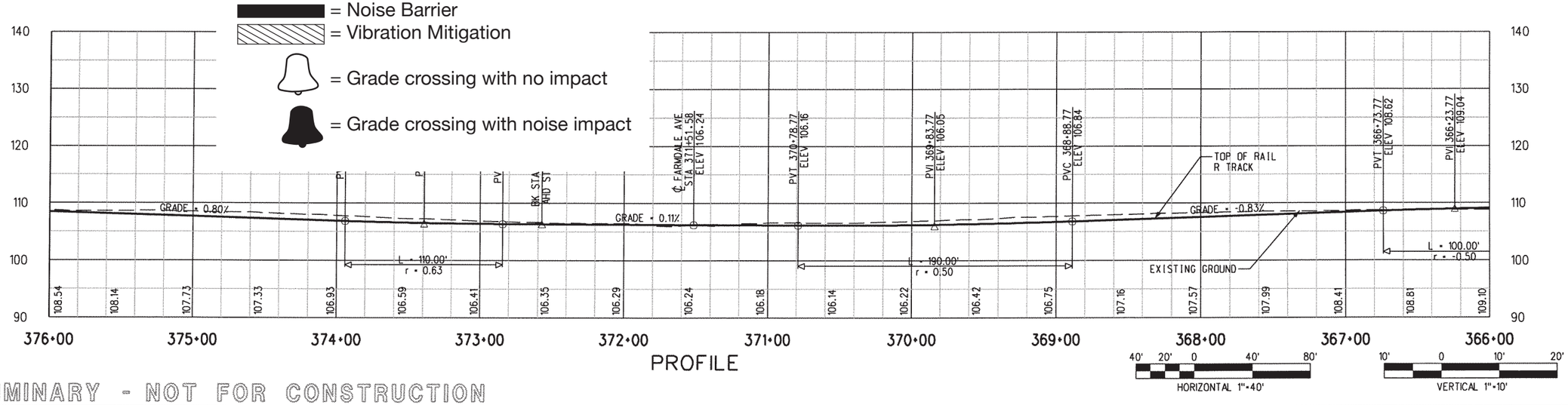

PROFILE

HORIZONTAL 1"=40'

VERTICAL 1"=10'

PRELIMINARY - NOT FOR CONSTRUCTION

REV	DATE	BY	APP	REG NO	EXPIRES	SEAL HOLDER	DESCRIPTION
0	7/28/05	-	-	-	-		ISSUED FOR DESIGN BUILD RFP

DESIGNED BY R. LAYGO
DRAWN BY R. LAYGO
CHECKED BY D.A SEPULVEDA
IN CHARGE D.A SEPULVEDA
DATE 8/21/03

Metro LOS ANGELES COUNTY METROPOLITAN TRANSPORTATION AUTHORITY

DMJM HARRIS | AECOM
707 WILSHIRE BLVD. SUITE #3300
LOS ANGELES, CALIFORNIA 90017
TEL (213) 922-9200
FAX (213) 922-9559

SUBMITTED
APPROVED

MID-CITY/EXPOSITION LRT CORRIDOR

MAIN TRACKS
PLAN & PROFILE
STA 366+00 TO STA 376+00

CONTRACT NO E0016
DRAWING NO T-113 REV 0
SCALE HORIZ: 1"=40' VERT: 1"=10'
SHEET NO 382

\\us92dc01\projects\5843\001 cadd\track\sheet\t113.plg
08/01/2005
Plotted by: nathanc

Note: Per Section 4.6 of the FEIS/FEIR, all noise and vibration impacts have been mitigated to levels that meet FTA noise and vibration impact criteria.

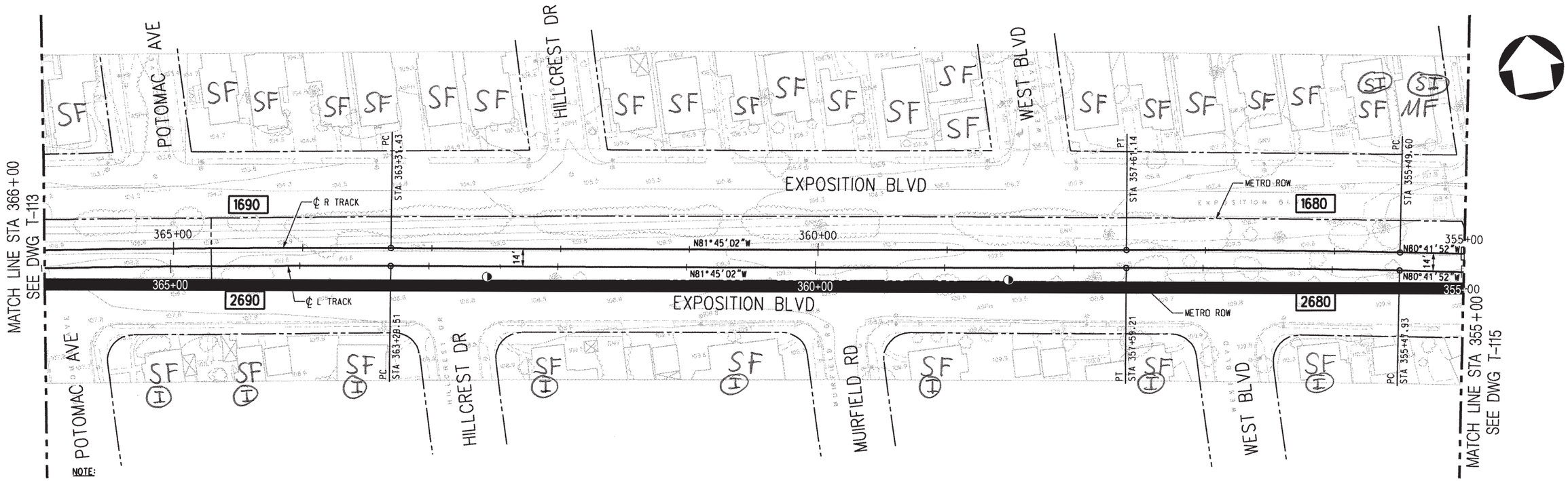

NOTE:

TOP OF RAIL ELEVATIONS OF THE L TRACK TO BE EQUAL TO THE R TRACK AT POINTS OPPOSITE, PERPENDICULAR, AND RADIAL. GRADIANTS AND LENGTHS OF VERTICAL CURVES ON THE L TRACK VARY ACCORDINGLY (SLIGHTLY, FROM THOSE ON THE R TRACK).

PLAN

Legend

SF = Single-Family Residence
MF = Multi-Family Residence
I = Noise Impact
SI = Severe Noise Impact
V = Vibration Impact
= Noise Barrier
= Vibration Mitigation
= Grade crossing with no impact
= Grade crossing with noise impact

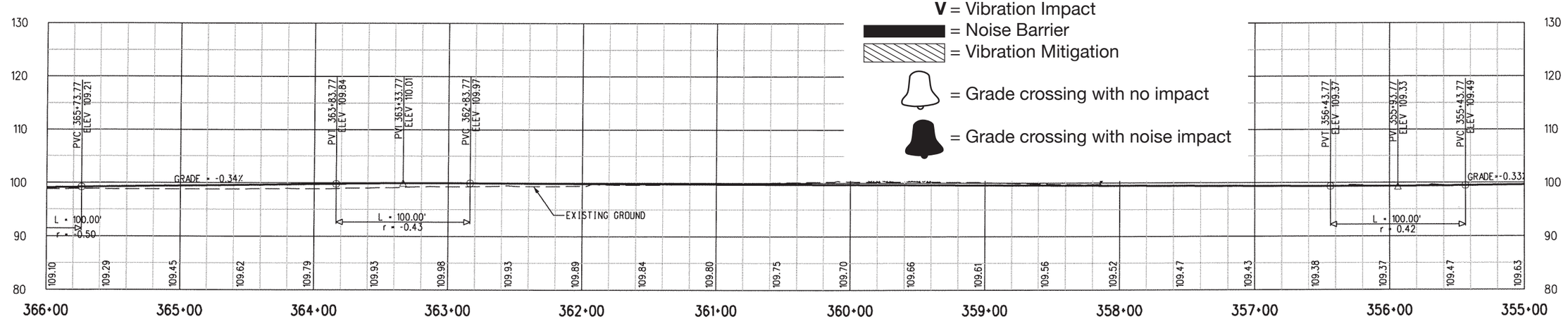

PROFILE

40' 20' 0 40' 80'
HORIZONTAL 1"=40'

10' 0 10' 20'
VERTICAL 1"=10'

PRELIMINARY - NOT FOR CONSTRUCTION

REV	DATE	BY	APP	REG NO	EXPIRES	SEAL HOLDER	DESCRIPTION
0	7/28/05	-	-	-	-		ISSUED FOR DESIGN BUILD RFP

DESIGNED BY R. RAMIREZ
DRAWN BY R. RAMIREZ
CHECKED BY D.A SEPULVEDA
IN CHARGE D.A SEPULVEDA
DATE 8/21/03

Metro LOS ANGELES COUNTY METROPOLITAN TRANSPORTATION AUTHORITY

DMJM HARRIS | AECOM
707 WILSHIRE BLVD., SUITE #3300
LOS ANGELES, CALIFORNIA 90017
TEL (213) 922-9200
FAX (213) 922-9559

SUBMITTED
APPROVED

MID-CITY/EXPOSITION LRT CORRIDOR

MAIN TRACKS
PLAN & PROFILE
STA 355+00 TO STA 366+00

CONTRACT NO E0016
DRAWING NO T-114 REV 0
SCALE HORIZ: 1"=40' VERT: 1"=10'
SHEET NO 383

08/01/2005
\\usla02c01\projects\5843\001 cadd\track\sheet\1114.plg
Plotted by: nathanc

Note: Per Section 4.6 of the FEIS/FEIR, all noise and vibration impacts have been mitigated to levels that meet FTA noise and vibration impact criteria.

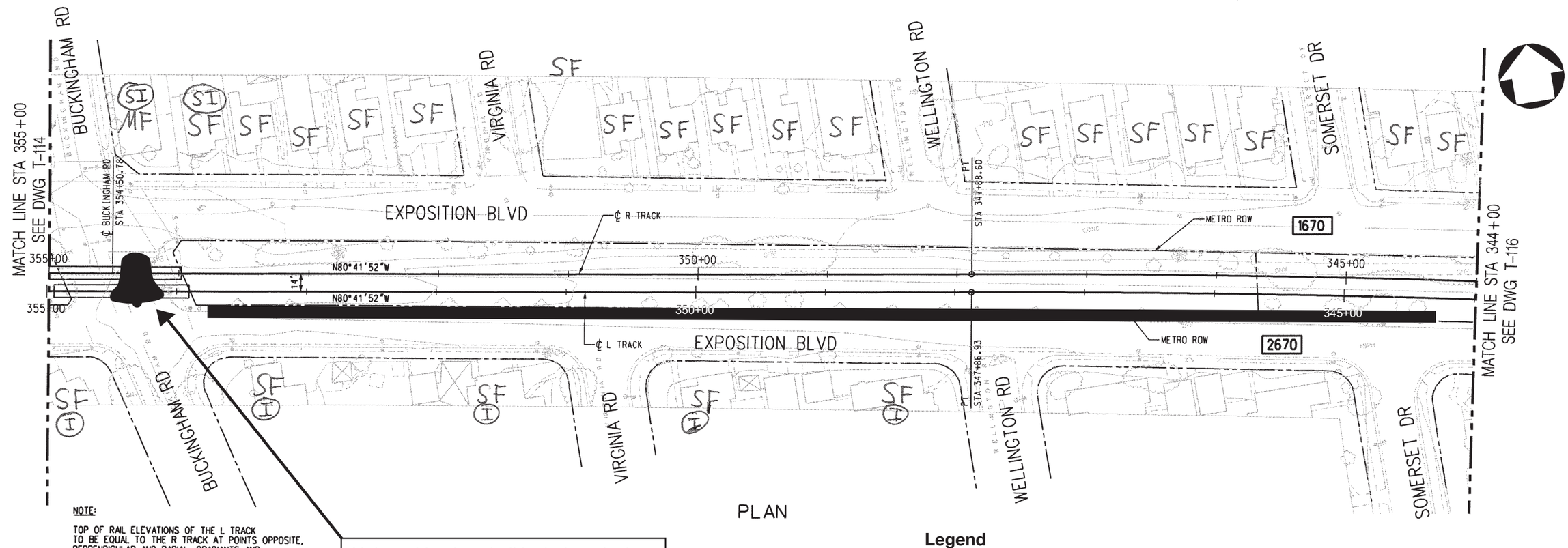

PLAN

NOTE:

TOP OF RAIL ELEVATIONS OF THE L TRACK TO BE EQUAL TO THE R TRACK AT POINTS OPPOSITE, PERPENDICULAR, AND RADIAL. GRADIANTS AND LENGTHS OF VERTICAL CURVES ON THE L TRACK VARY ACCORDINGLY (SLIGHTLY, FROM THOSE ON THE R TRACK).

Noise mitigation shall include reducing the crossing bell level, sound insulation and the noise barrier shown.

Legend

- **SF** = Single-Family Residence
- **MF** = Multi-Family Residence
- **I** = Noise Impact
- **SI** = Severe Noise Impact
- **V** = Vibration Impact
- = Noise Barrier
- = Vibration Mitigation
- = Grade crossing with no impact
- = Grade crossing with noise impact

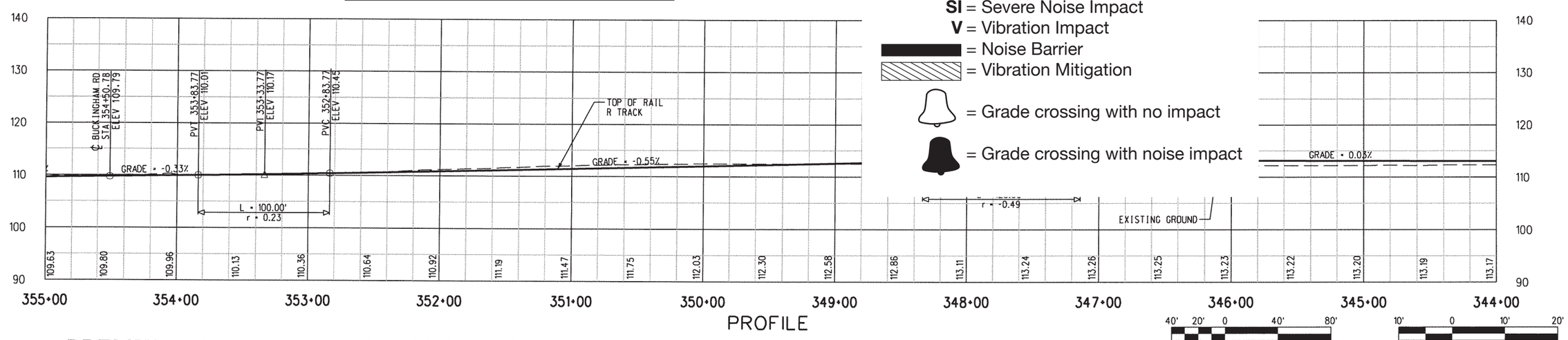

PROFILE

40' 20' 0 40' 80'
HORIZONTAL 1"=40'

10' 0 10' 20'
VERTICAL 1"=10'

PRELIMINARY - NOT FOR CONSTRUCTION

REV	DATE	BY	APP	REG NO	EXPIRES	SEAL HOLDER	DESCRIPTION
0	7/28/05	-	-	-	-		ISSUED FOR DESIGN BUILD RFP

DESIGNED BY R. RAMIREZ
DRAWN BY R. RAMIREZ
CHECKED BY D.A SEPULVEDA
IN CHARGE D.A SEPULVEDA
DATE 8/21/03

Metro LOS ANGELES COUNTY METROPOLITAN TRANSPORTATION AUTHORITY

DMJM HARRIS | AECOM
707 WILSHIRE BLVD. SUITE #3300
LOS ANGELES, CALIFORNIA 90017
TEL (213) 922-9200
FAX (213) 922-9559

SUBMITTED
APPROVED

MID-CITY/EXPOSITION LRT CORRIDOR

MAIN TRACKS
PLAN & PROFILE
STA 344+00 TO STA 355+00

CONTRACT NO E0016
DRAWING NO T-115 REV 0
SCALE HORIZ: 1"=40' VERT: 1"=10'
SHEET NO 384

\\usla2dc01\projects\5843\001 cadd\track\sheet\1115.plg
08/01/2005
Plotted by: nathanc

Note: Per Section 4.6 of the FEIS/FEIR, all noise and vibration impacts have been mitigated to levels that meet FTA noise and vibration impact criteria.

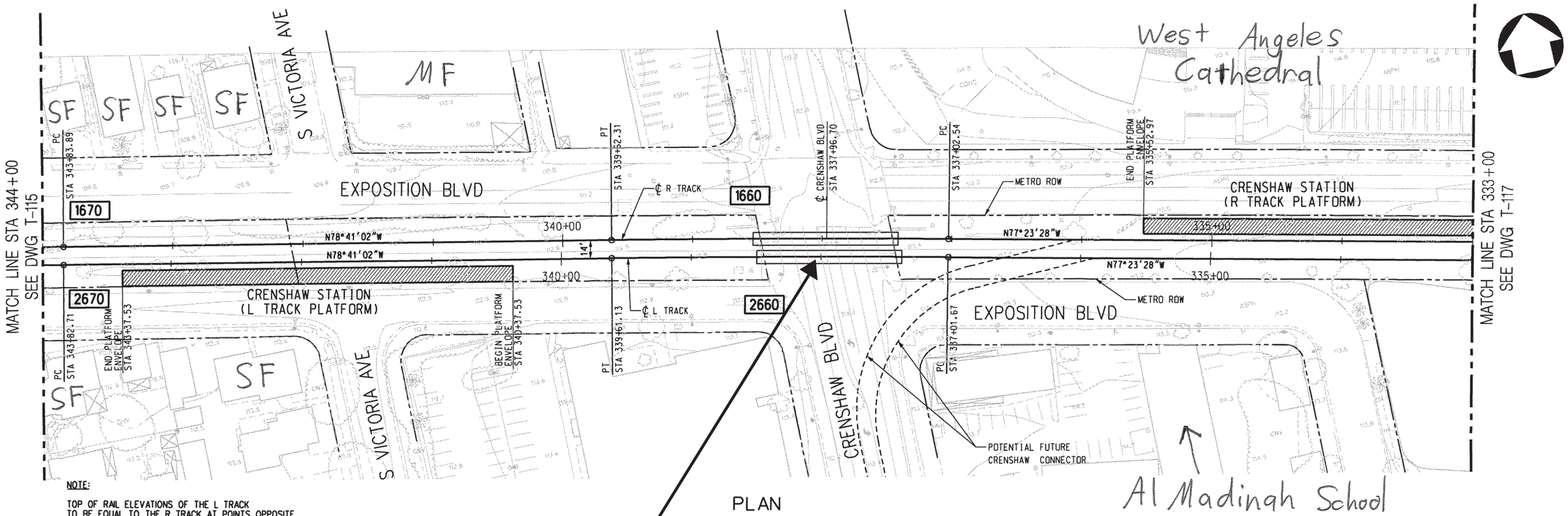

NOTE:

TOP OF RAIL ELEVATIONS OF THE L TRACK TO BE EQUAL TO THE R TRACK AT POINTS OPPOSITE, PERPENDICULAR, AND RADIAL. GRADIANTS AND LENGTHS OF VERTICAL CURVES ON THE L TRACK VARY ACCORDINGLY (SLIGHTLY, FROM THOSE ON THE R TRACK).

PLAN

Street-running operation. No gates required.

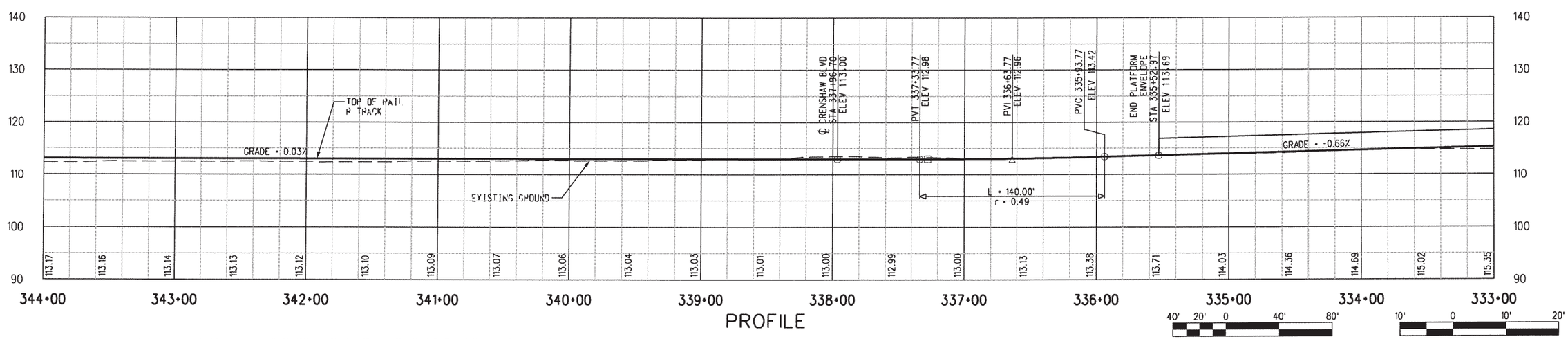

PROFILE

HORIZONTAL 1"=40'

VERTICAL 1"=10'

PRELIMINARY - NOT FOR CONSTRUCTION

REV	DATE	BY	APP	REG NO	EXPIRES	SEAL HOLDER	DESCRIPTION
0	7/28/05	-	-	-	-		ISSUED FOR DESIGN BUILD RFP

DESIGNED BY R. RAMIREZ
DRAWN BY R. RAMIREZ
CHECKED BY D.A SEPULVEDA
IN CHARGE D.A SEPULVEDA
DATE 8/21/03

Metro LOS ANGELES COUNTY METROPOLITAN TRANSPORTATION AUTHORITY

DMJM HARRIS | AECOM
707 WILSHIRE BLVD. SUITE #3300
LOS ANGELES, CALIFORNIA 90017
TEL (213) 922-9200
FAX (213) 922-9559

SUBMITTED
APPROVED

MID-CITY/EXPOSITION LRT CORRIDOR

MAIN TRACKS
PLAN & PROFILE
STA 333+00 TO STA 344+00

CONTRACT NO E0016
DRAWING NO T-116 REV 0
SCALE HORIZ: 1"=40' VERT: 1"=10'
SHEET NO 385

\\usla2dc01\projects\5843\001 cadd\track\sheet\t116.plg
08/01/2005
Plotted by: nathanc

Note: Per Section 4.6 of the FEIS/FEIR, all noise and vibration impacts have been mitigated to levels that meet FTA noise and vibration impact criteria.

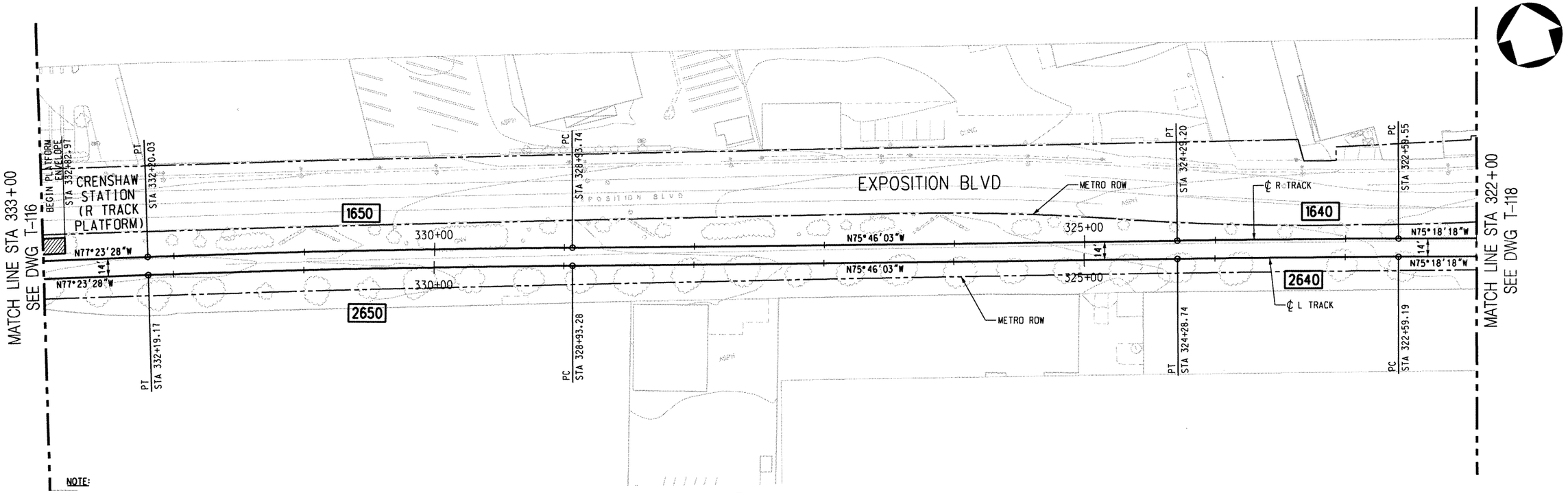

PLAN

NOTE:

TOP OF RAIL ELEVATIONS OF THE L TRACK TO BE EQUAL TO THE R TRACK AT POINTS OPPOSITE, PERPENDICULAR, AND RADIAL. GRADIANTS AND LENGTHS OF VERTICAL CURVES ON THE L TRACK VARY ACCORDINGLY (SLIGHTLY, FROM THOSE ON THE R TRACK).

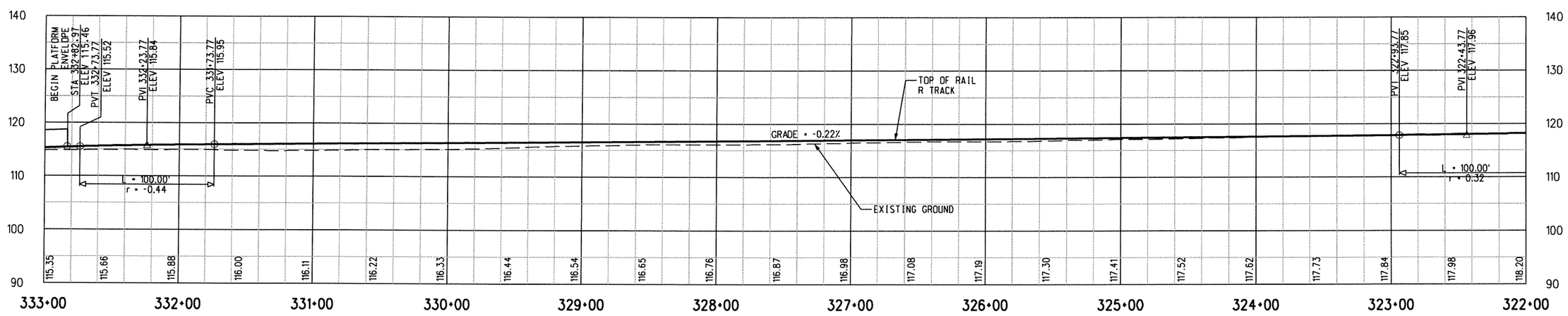

PROFILE

40' 20' 0 40' 80'
HORIZONTAL 1"=40'

10' 0 10' 20'
VERTICAL 1"=10'

PRELIMINARY - NOT FOR CONSTRUCTION

REV	DATE	BY	APP	REG NO	EXPIRES	SEAL HOLDER	DESCRIPTION
0	7/28/05	-	-	-	-		ISSUED FOR DESIGN BUILD RFP

DESIGNED BY R. RAMIREZ
DRAWN BY R. RAMIREZ
CHECKED BY D.A SEPULVEDA
IN CHARGE D.A SEPULVEDA
DATE 8/21/03

Metro LOS ANGELES COUNTY METROPOLITAN TRANSPORTATION AUTHORITY

DMJM HARRIS | AECOM
707 WILSHIRE BLVD. SUITE #3300
LOS ANGELES, CALIFORNIA 90017
TEL (213) 922-9200
FAX (213) 922-9559

SUBMITTED
APPROVED

MID-CITY/EXPOSITION LRT CORRIDOR

MAIN TRACKS
PLAN & PROFILE
STA 322+00 TO STA 333+00

CONTRACT NO E0016
DRAWING NO T-117 REV 0
SCALE HORIZ: 1"=40' VERT: 1"=10'
SHEET NO 386

\\us92dc01\projects\5843\001 cadd\track\sheet\117.plg
08/01/2005
Plotted by: nathanc

Note: Per Section 4.6 of the FEIS/FEIR, all noise and vibration impacts have been mitigated to levels that meet FTA noise and vibration impact criteria.

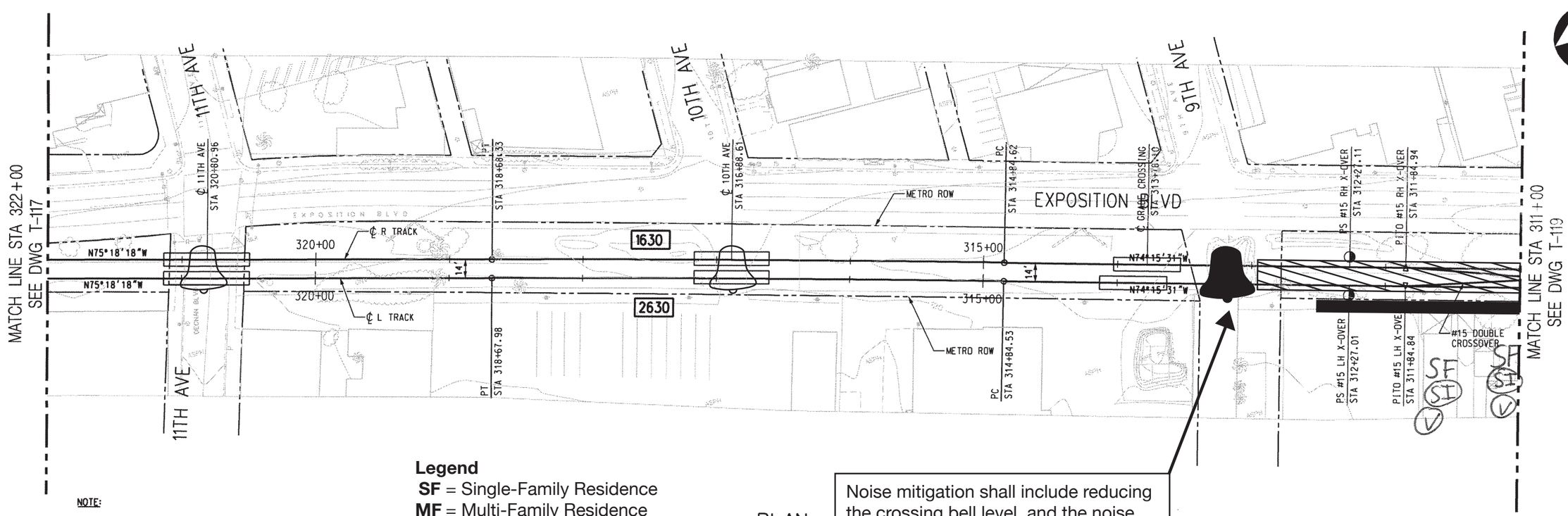

NOTE:

TOP OF RAIL ELEVATIONS OF THE L TRACK TO BE EQUAL TO THE R TRACK AT POINTS OPPOSITE, PERPENDICULAR, AND RADIAL. GRADIANTS AND LENGTHS OF VERTICAL CURVES ON THE L TRACK VARY ACCORDINGLY (SLIGHTLY, FROM THOSE ON THE R TRACK).

Legend

- **SF** = Single-Family Residence
- **MF** = Multi-Family Residence
- **I** = Noise Impact
- **SI** = Severe Noise Impact
- **V** = Vibration Impact
- = Noise Barrier
- = Vibration Mitigation
- = Grade crossing with no impact
- = Grade crossing with noise impact

PLAN

Noise mitigation shall include reducing the crossing bell level, and the noise barrier shown.

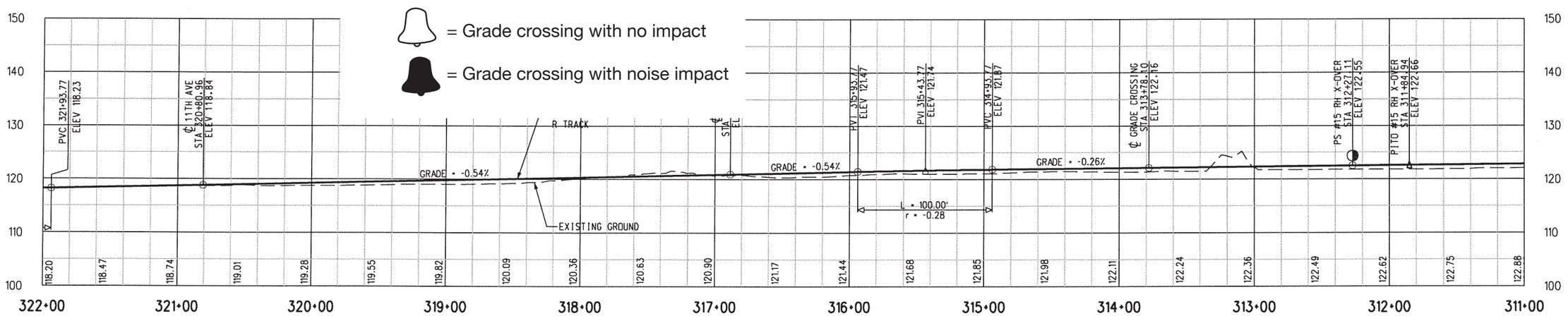

PROFILE

HORIZONTAL 1"=40' (40' 20' 0 40' 80')

VERTICAL 1"=10' (10' 0 10' 20')

PRELIMINARY - NOT FOR CONSTRUCTION

REV	DATE	BY	APP	REG NO	EXPIRES	SEAL HOLDER	DESCRIPTION
0	7/28/05	-	-	-	-		ISSUED FOR DESIGN BUILD RFP

DESIGNED BY R. RAMIREZ
DRAWN BY R. RAMIREZ
CHECKED BY D.A SEPULVEDA
IN CHARGE D.A SEPULVEDA
DATE 8/21/03

Metro — LOS ANGELES COUNTY METROPOLITAN TRANSPORTATION AUTHORITY

DMJM HARRIS | AECOM
707 WILSHIRE BLVD. SUITE #3300
LOS ANGELES, CALIFORNIA 90017
TEL (213) 922-9200
FAX (213) 922-9559

SUBMITTED
APPROVED

MID-CITY/EXPOSITION LRT CORRIDOR

MAIN TRACKS
PLAN & PROFILE
STA 311+00 TO STA 322+00

CONTRACT NO E0016
DRAWING NO T-118 REV 0
SCALE HORIZ: 1"=40' VERT: 1"=10'
SHEET NO 387

\\usla2dc01\projects\5843\001 cadd\track\sheet\t118.plg
08/01/2005
Plotted by: nathanc

Note: Per Section 4.6 of the FEIS/FEIR, all noise and vibration impacts have been mitigated to levels that meet FTA noise and vibration impact criteria.

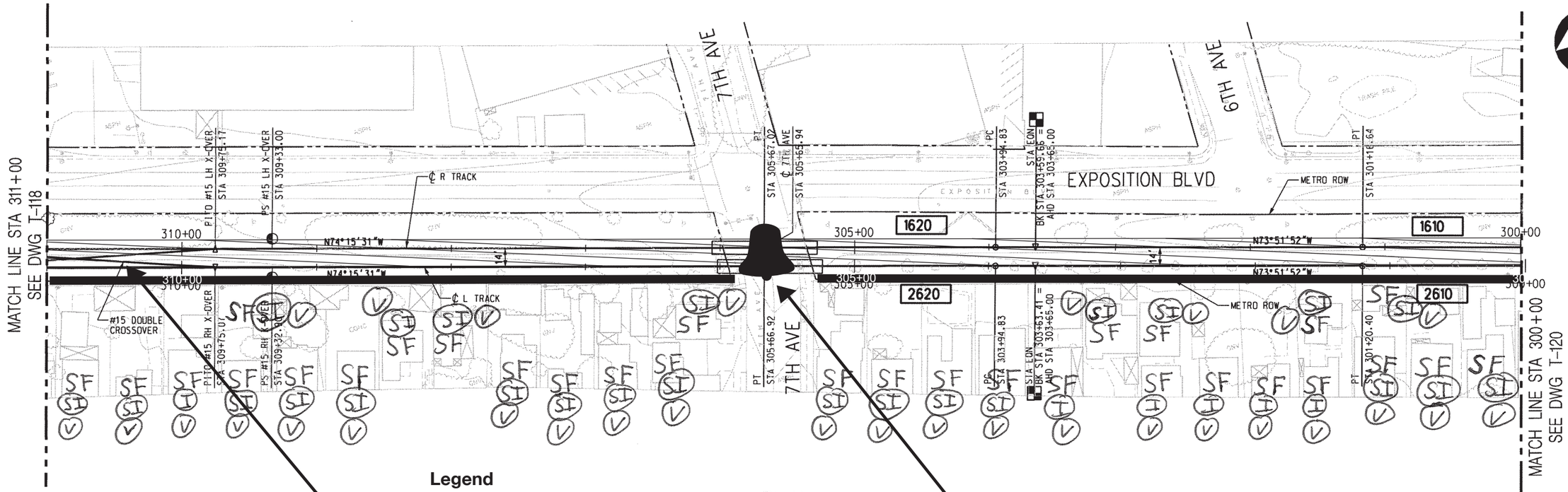

This crossover to be moved to a less sensitive location or a spring-rail frog will be used.

PLAN

Noise mitigation shall include reducing the crossing bell level, sound insulation and the noise barrier shown.

Legend

SF = Single-Family Residence
MF = Multi-Family Residence
I = Noise Impact
SI = Severe Noise Impact
V = Vibration Impact
= Noise Barrier
= Vibration Mitigation
= Grade crossing with no impact
= Grade crossing with noise impact

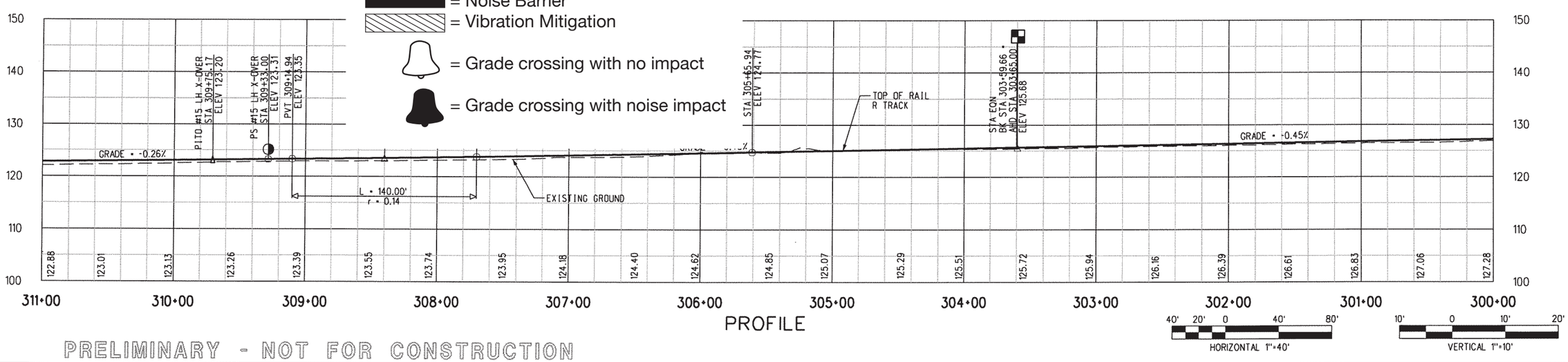

PROFILE

HORIZONTAL 1"=40'

VERTICAL 1"=10'

PRELIMINARY - NOT FOR CONSTRUCTION

REV	DATE	BY	APP	REG NO	EXPIRES	SEAL HOLDER	DESCRIPTION
0	7/28/05	-	-	-	-		ISSUED FOR DESIGN BUILD RFP

DESIGNED BY R. RAMIREZ
DRAWN BY R. RAMIREZ
CHECKED BY D.A SEPULVEDA
IN CHARGE D.A SEPULVEDA
DATE 8/21/03

Metro LOS ANGELES COUNTY METROPOLITAN TRANSPORTATION AUTHORITY

DMJM HARRIS | AECOM
707 WILSHIRE BLVD. SUITE #3300
LOS ANGELES, CALIFORNIA 90017
TEL (213) 922-9200
FAX (213) 922-9559

SUBMITTED
APPROVED

MID-CITY/EXPOSITION LRT CORRIDOR

MAIN TRACKS
PLAN & PROFILE
STA 300+00 TO STA 311+00

CONTRACT NO E0016
DRAWING NO T-119
REV 0
SCALE HORIZ: 1"=40' VERT: 1"=10'
SHEET NO 388

Plotted by: nathanc
08/01/2005
\\usla2dc01\projects\5843\001 cadd\track\sheet\t119.plg

Note: Per Section 4.6 of the FEIS/FEIR, all noise and vibration impacts have been mitigated to levels that meet FTA noise and vibration impact criteria.

PLAN

Crossing to be closed. No gates required.

NOTE:

TOP OF RAIL ELEVATIONS OF THE L TRACK TO BE EQUAL TO THE R TRACK AT POINTS OPPOSITE, PERPENDICULAR, AND RADIAL. GRADIANTS AND LENGTHS OF VERTICAL CURVES ON THE L TRACK VARY ACCORDINGLY (SLIGHTLY, FROM THOSE ON THE R TRACK).

Legend

SF = Single-Family Residence
MF = Multi-Family Residence
I = Noise Impact
SI = Severe Noise Impact
V = Vibration Impact
= Noise Barrier
= Vibration Mitigation
= Grade crossing with no impact
= Grade crossing with noise impact

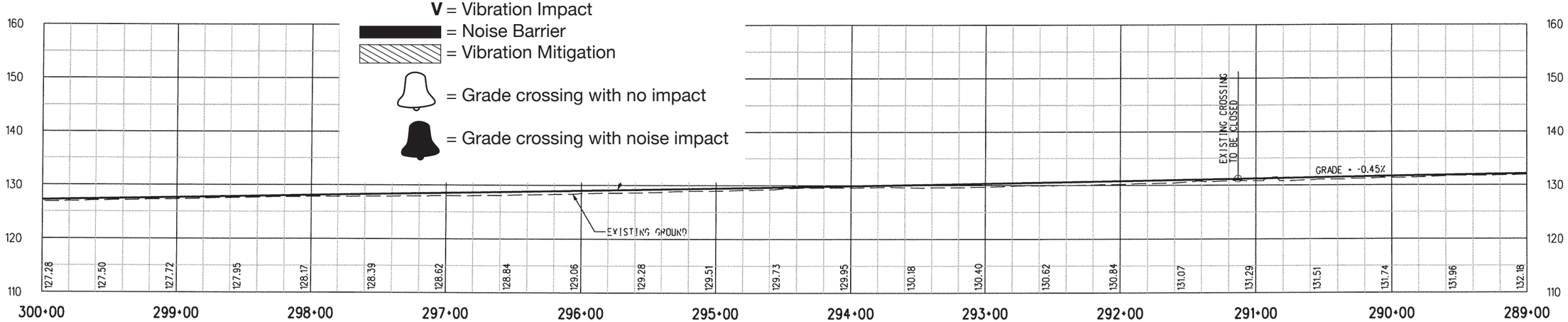

PROFILE

HORIZONTAL 1"=40' (40' 20' 0 40' 80')

VERTICAL 1"=10' (10' 0 10' 20')

PRELIMINARY - NOT FOR CONSTRUCTION

REV	DATE	BY	APP	REG NO	EXPIRES	SEAL HOLDER	DESCRIPTION
0	7/28/05	-	-	-	-		ISSUED FOR DESIGN BUILD RFP

DESIGNED BY R. RAMIREZ
DRAWN BY R. RAMIREZ
CHECKED BY D.A SEPULVEDA
IN CHARGE D.A SEPULVEDA
DATE 8/21/03

Metro LOS ANGELES COUNTY METROPOLITAN TRANSPORTATION AUTHORITY

DMJM HARRIS | AECOM
707 WILSHIRE BLVD. SUITE #3300
LOS ANGELES, CALIFORNIA 90017
TEL (213) 922-9200
FAX (213) 922-9559

SUBMITTED
APPROVED

MID-CITY/EXPOSITION LRT CORRIDOR

MAIN TRACKS
PLAN & PROFILE
STA 289+00 TO STA 300+00

CONTRACT NO E0016
DRAWING NO T-120 REV 0
SCALE HORIZ: 1"=40' VERT: 1"=10'
SHEET NO 389

Plotted by: nathanc 08/01/2005 \\usla2dc01\projects\5843\001 cadd\track\sheet\t120.plg

Note: Per Section 4.6 of the FEIS/FEIR, all noise and vibration impacts have been mitigated to levels that meet FTA noise and vibration impact criteria.

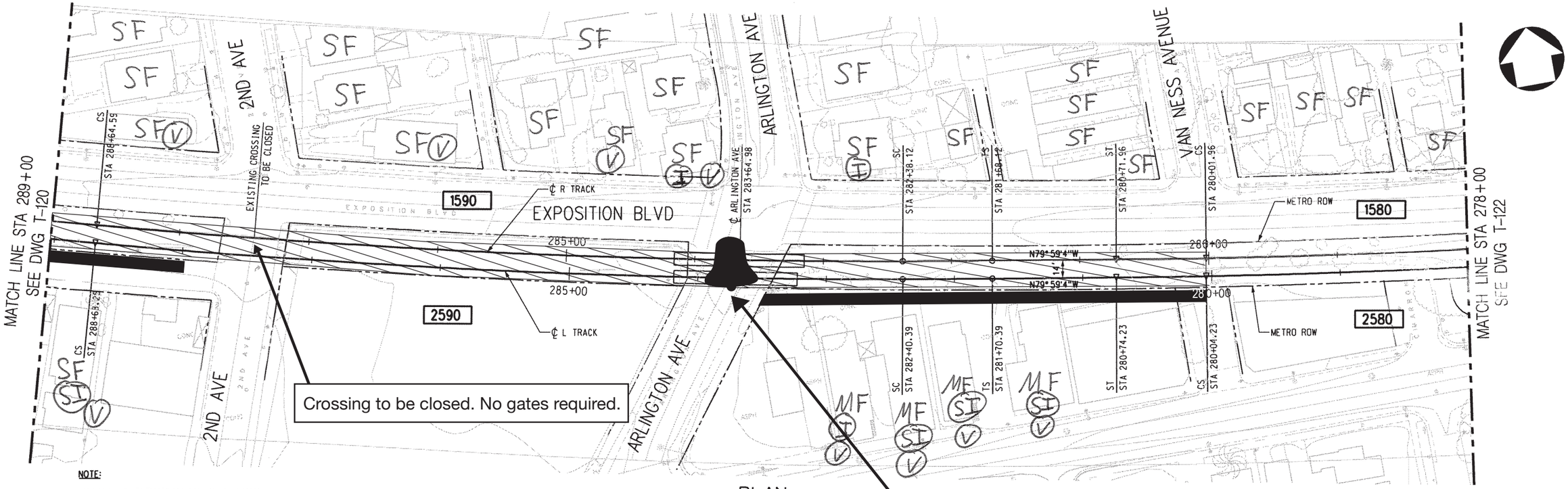

PLAN

Noise mitigation shall include reducing the crossing bell level, and the noise barrier shown.

NOTE:

TOP OF RAIL ELEVATIONS OF THE L TRACK TO BE EQUAL TO THE R TRACK AT POINTS OPPOSITE, PERPENDICULAR, AND RADIAL. GRADIANTS AND LENGTHS OF VERTICAL CURVES ON THE L TRACK VARY ACCORDINGLY (SLIGHTLY, FROM THOSE ON THE R TRACK).

Legend

- **SF** = Single-Family Residence
- **MF** = Multi-Family Residence
- **I** = Noise Impact
- **SI** = Severe Noise Impact
- **V** = Vibration Impact
- = Noise Barrier
- = Vibration Mitigation
- = Grade crossing with no impact
- = Grade crossing with noise impact

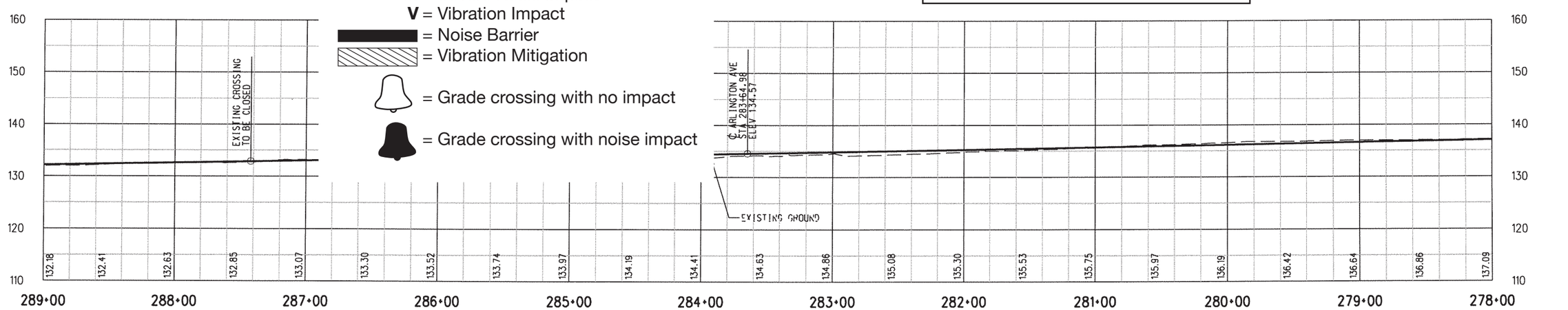

PROFILE

HORIZONTAL 1"=40'

VERTICAL 1"=10'

PRELIMINARY - NOT FOR CONSTRUCTION

REV	DATE	BY	APP	REG NO	EXPIRES	SEAL HOLDER	DESCRIPTION
0	7/28/05	-	-	-	-		ISSUED FOR DESIGN BUILD RFP

DESIGNED BY R. RAMIREZ
DRAWN BY R. RAMIREZ
CHECKED BY D.A SEPULVEDA
IN CHARGE D.A SEPULVEDA
DATE 8/21/03

Metro LOS ANGELES COUNTY METROPOLITAN TRANSPORTATION AUTHORITY

DMJM HARRIS | AECOM
707 WILSHIRE BLVD. SUITE #3300
LOS ANGELES, CALIFORNIA 90017
TEL (213) 922-9200
FAX (213) 922-9559

SUBMITTED
APPROVED

MID-CITY/EXPOSITION LRT CORRIDOR

MAIN TRACKS
PLAN & PROFILE
STA 278+00 TO STA 289+00

CONTRACT NO E0016
DRAWING NO T-121 REV 0
SCALE HORIZ: 1"=40' VERT: 1"=10'
SHEET NO 390

Plotted by: nathanc 08/01/2005 \\uslin2dc01\projects\5843\001 cadd\track\sheet\t121.plg

Note: Per Section 4.6 of the FEIS/FEIR, all noise and vibration impacts have been mitigated to levels that meet FTA noise and vibration impact criteria.

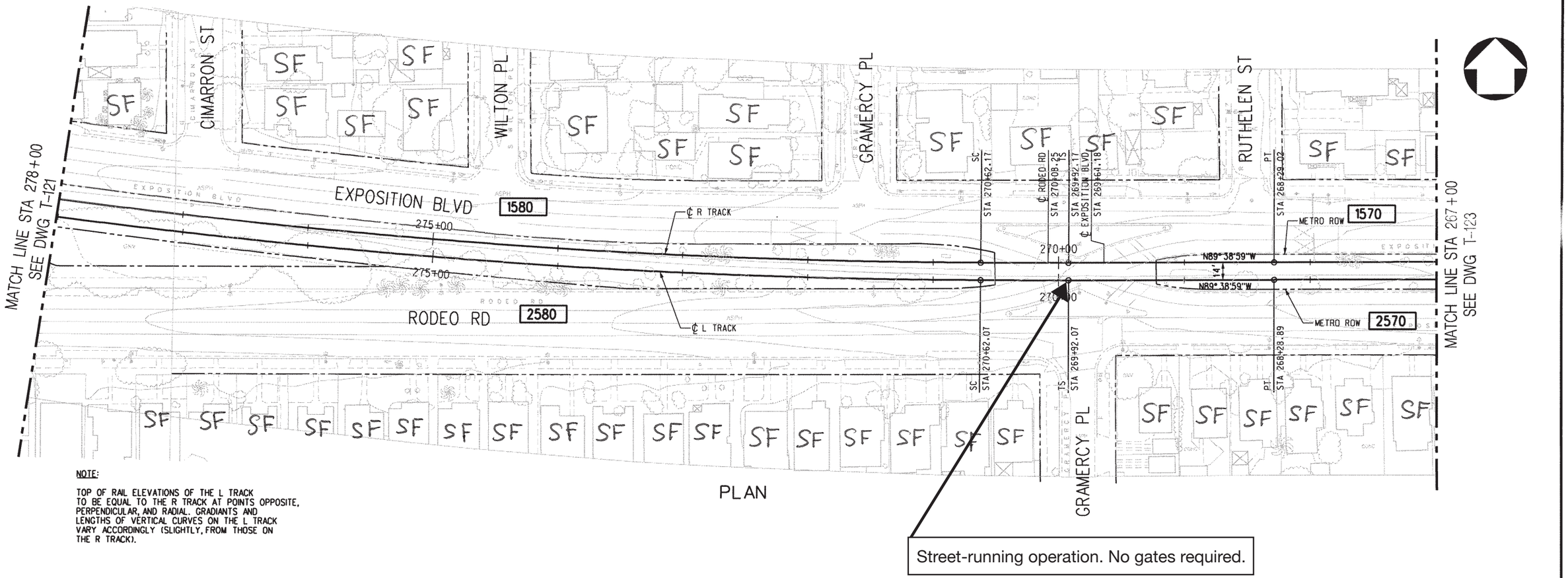

PLAN

Street-running operation. No gates required.

NOTE:

TOP OF RAIL ELEVATIONS OF THE L TRACK TO BE EQUAL TO THE R TRACK AT POINTS OPPOSITE, PERPENDICULAR, AND RADIAL. GRADIANTS AND LENGTHS OF VERTICAL CURVES ON THE L TRACK VARY ACCORDINGLY (SLIGHTLY, FROM THOSE ON THE R TRACK).

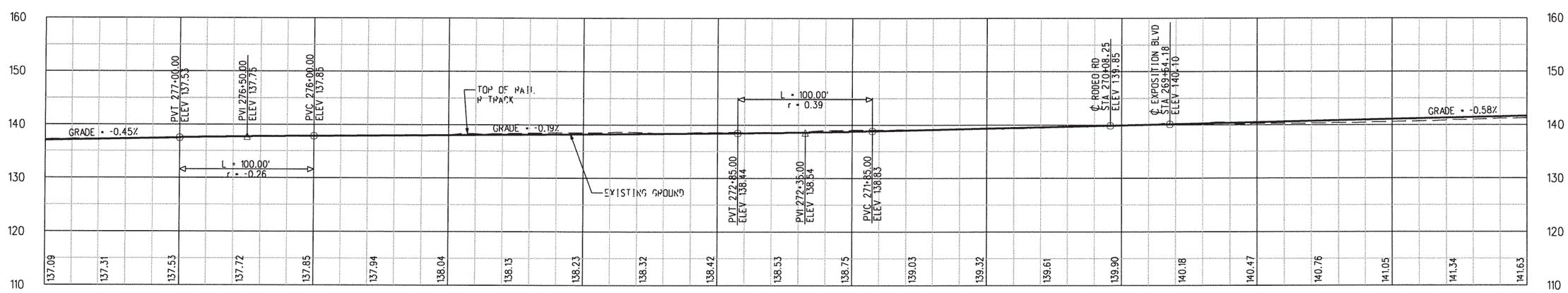

PROFILE

HORIZONTAL 1"=40'

VERTICAL 1"=10'

PRELIMINARY - NOT FOR CONSTRUCTION

REV	DATE	BY	APP	REG NO	EXPIRES	SEAL HOLDER	DESCRIPTION
0	7/28/05	-	-	-	-		ISSUED FOR DESIGN BUILD RFP

DESIGNED BY R. RAMIREZ
DRAWN BY R. RAMIREZ
CHECKED BY D.A SEPULVEDA
IN CHARGE D.A SEPULVEDA
DATE 8/21/03

Metro LOS ANGELES COUNTY METROPOLITAN TRANSPORTATION AUTHORITY

DMJM HARRIS | AECOM

707 WILSHIRE BLVD. SUITE #3300
LOS ANGELES, CALIFORNIA 90017
TEL (213) 922-9200
FAX (213) 922-9559

SUBMITTED
APPROVED

MID-CITY/EXPOSITION LRT CORRIDOR

MAIN TRACKS
PLAN & PROFILE
STA 267+00 TO STA 278+00

CONTRACT NO E0016
DRAWING NO T-122 REV 0
SCALE HORIZ: 1"=40' VERT: 1"=10'
SHEET NO 391

\\us92dc01\projects\5843\001 cadd\track\sheet\t122.plg
08/01/2005
Plotted by: nathanc

Note: Per Section 4.6 of the FEIS/FEIR, all noise and vibration impacts have been mitigated to levels that meet FTA noise and vibration impact criteria.

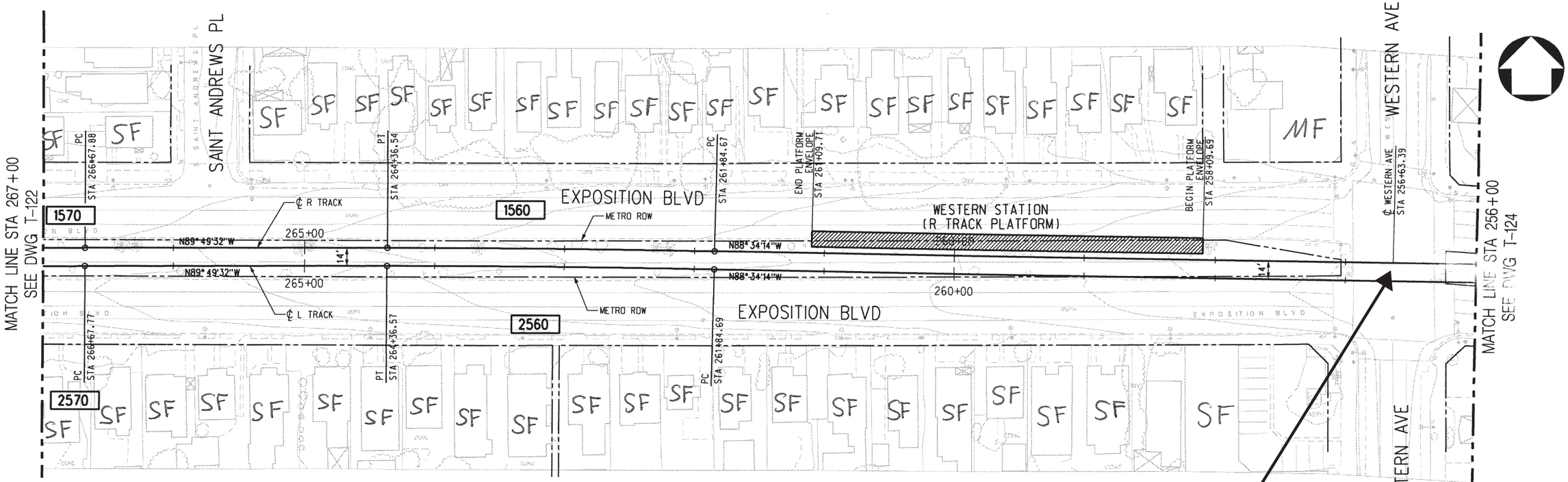

NOTE:

TOP OF RAIL ELEVATIONS OF THE L TRACK TO BE EQUAL TO THE R TRACK AT POINTS OPPOSITE, PERPENDICULAR, AND RADIAL. GRADIANTS AND LENGTHS OF VERTICAL CURVES ON THE L TRACK VARY ACCORDINGLY (SLIGHTLY, FROM THOSE ON THE R TRACK).

PLAN

Street-running operation. No gates required.

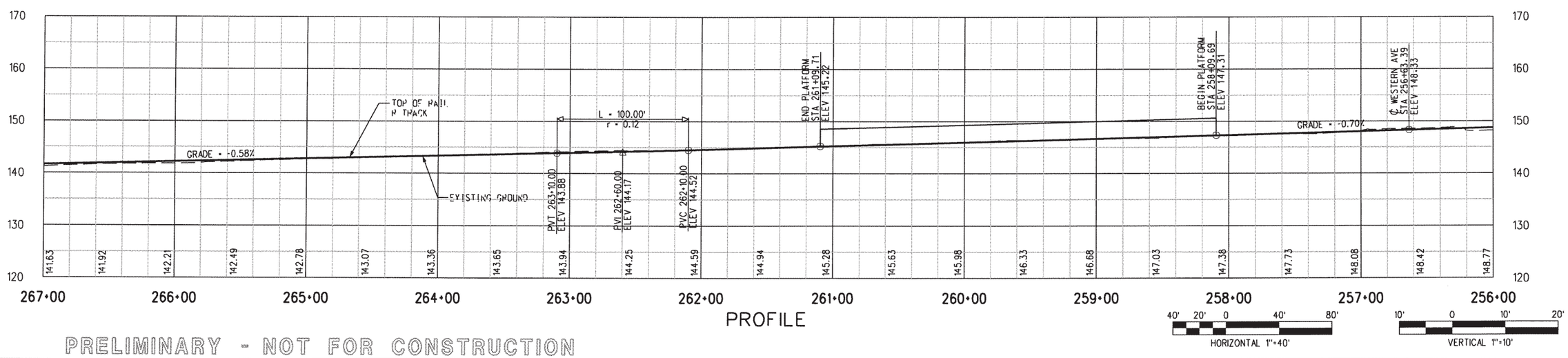

PROFILE

HORIZONTAL 1"=40'

VERTICAL 1"=10'

PRELIMINARY - NOT FOR CONSTRUCTION

REV	DATE	BY	APP	REG NO	EXPIRES	SEAL HOLDER	DESCRIPTION
0	7/28/05	-	-	-	-		ISSUED FOR DESIGN BUILD RFP

DESIGNED BY R. RAMIREZ
DRAWN BY R. RAMIREZ
CHECKED BY D.A SEPULVEDA
IN CHARGE D.A SEPULVEDA
DATE 8/21/03

Metro LOS ANGELES COUNTY METROPOLITAN TRANSPORTATION AUTHORITY

DMJM HARRIS | AECOM

707 WILSHIRE BLVD. SUITE #3300
LOS ANGELES, CALIFORNIA 90017
TEL (213) 922-9200
FAX (213) 922-9559

SUBMITTED
APPROVED

MID-CITY/EXPOSITION LRT CORRIDOR

MAIN TRACKS
PLAN & PROFILE
STA 256+00 TO STA 267+00

CONTRACT NO E0016
DRAWING NO T-123 REV 0
SCALE HORIZ: 1"=40' VERT: 1"=10'
SHEET NO 392

Plotted by: nathanc 08/01/2005 \\uslc2dc01\projects\5843\001 cadd\track\sheet\T123.plg

Note: Per Section 4.6 of the FEIS/FEIR, all noise and vibration impacts have been mitigated to levels that meet FTA noise and vibration impact criteria.

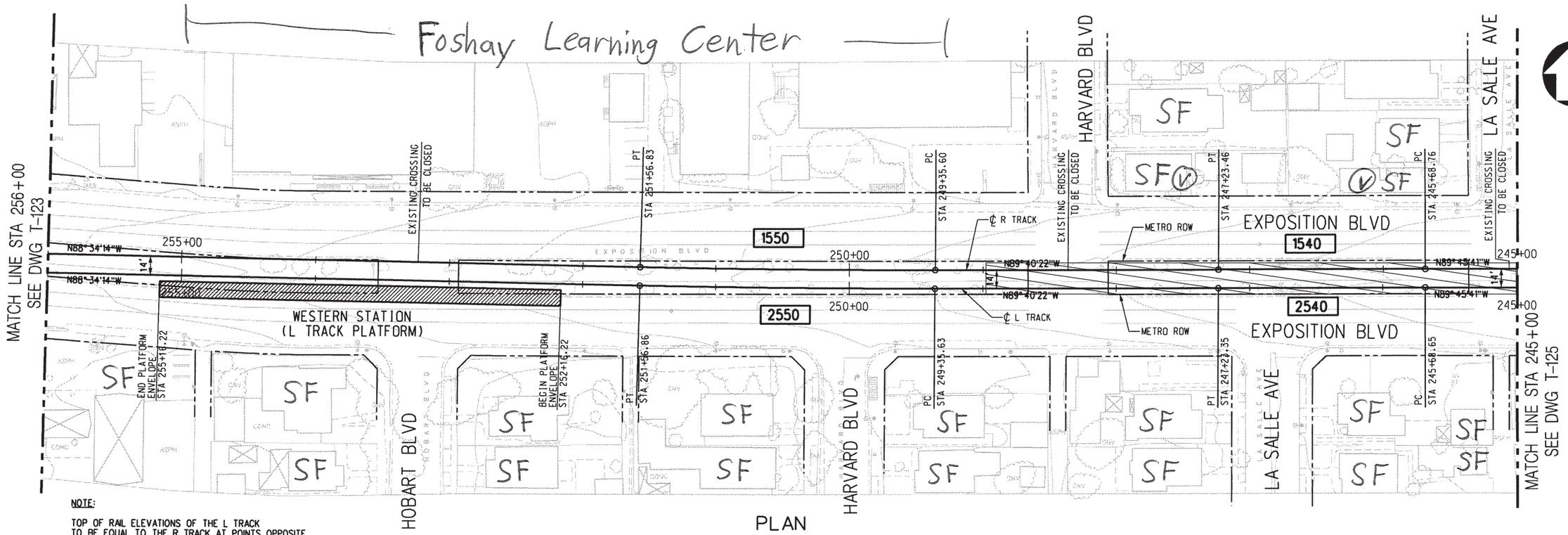

PLAN

NOTE:

TOP OF RAIL ELEVATIONS OF THE L TRACK TO BE EQUAL TO THE R TRACK AT POINTS OPPOSITE, PERPENDICULAR, AND RADIAL. GRADIANTS AND LENGTHS OF VERTICAL CURVES ON THE L TRACK VARY ACCORDINGLY (SLIGHTLY, FROM THOSE ON THE R TRACK).

Legend

- **SF** = Single-Family Residence
- **MF** = Multi-Family Residence
- **I** = Noise Impact
- **SI** = Severe Noise Impact
- **V** = Vibration Impact
- = Noise Barrier
- = Vibration Mitigation
- = Grade crossing with no impact
- = Grade crossing with noise impact

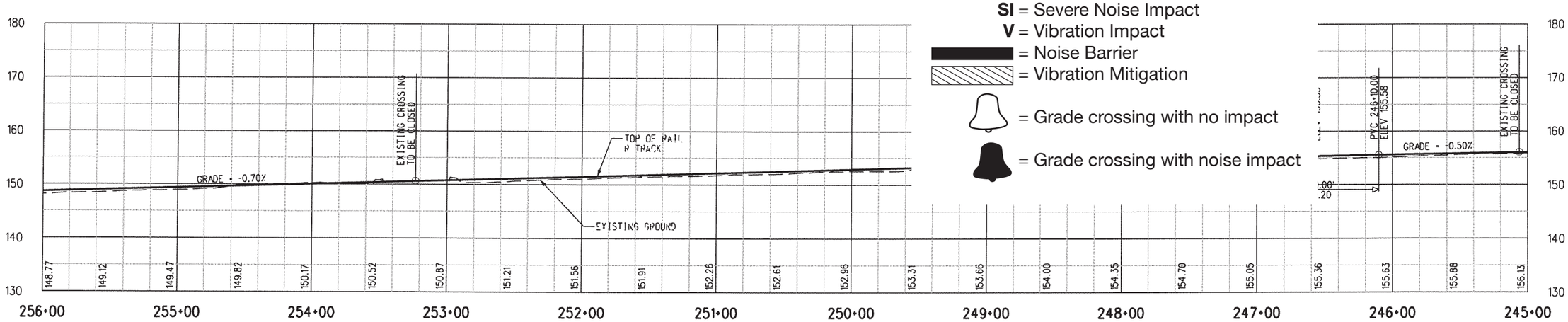

PROFILE

HORIZONTAL 1"=40'

VERTICAL 1"=10'

PRELIMINARY - NOT FOR CONSTRUCTION

REV	DATE	BY	APP	REG NO	EXPIRES	SEAL HOLDER	DESCRIPTION
0	7/28/05	-	-	-	-		ISSUED FOR DESIGN BUILD RFP

DESIGNED BY R. RAMIREZ
DRAWN BY R. RAMIREZ
CHECKED BY D.A SEPULVEDA
IN CHARGE D.A SEPULVEDA
DATE 8/21/03

Metro LOS ANGELES COUNTY METROPOLITAN TRANSPORTATION AUTHORITY

DMJM HARRIS | AECOM
707 WILSHIRE BLVD. SUITE #3300
LOS ANGELES, CALIFORNIA 90017
TEL (213) 922-9200
FAX (213) 922-9559

SUBMITTED
APPROVED

MID-CITY/EXPOSITION LRT CORRIDOR

MAIN TRACKS
PLAN & PROFILE
STA 245+00 TO STA 256+00

CONTRACT NO E0016
DRAWING NO T-124 REV 0
SCALE HORIZ: 1"=40' VERT: 1"=10'
SHEET NO 393

08/01/2005
\\uslo2dc01\projects\5843\001 cadd\track\sheet\T124.plg
Plotted by: nathanc

Note: Per Section 4.6 of the FEIS/FEIR, all noise and vibration impacts have been mitigated to levels that meet FTA noise and vibration impact criteria.

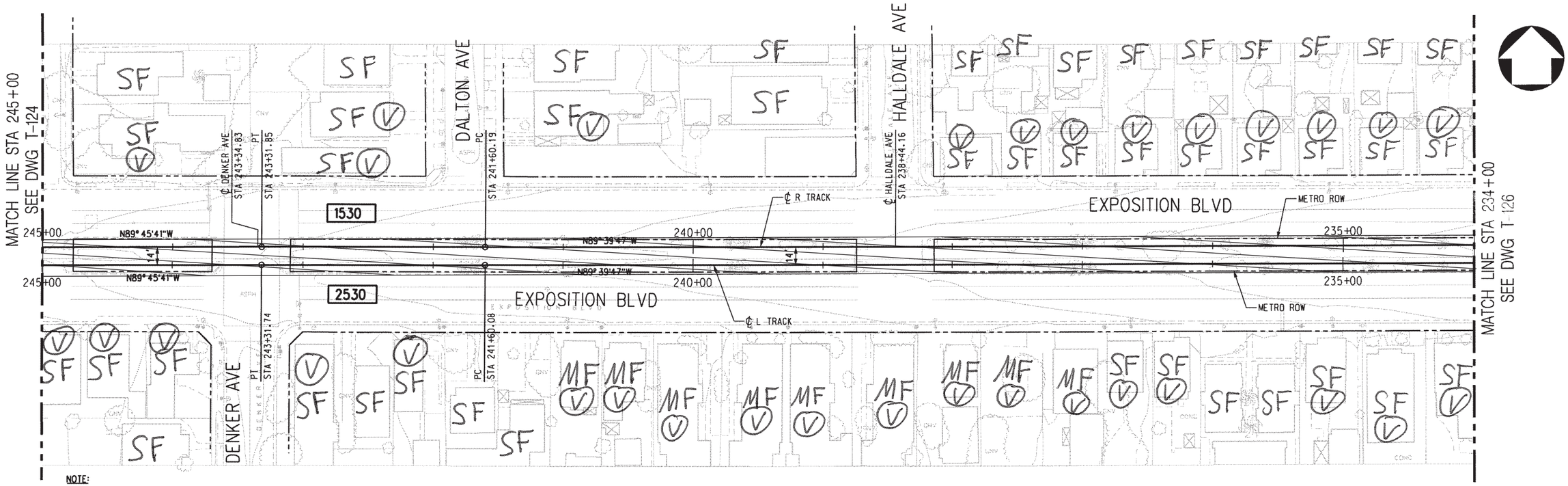

NOTE:

TOP OF RAIL ELEVATIONS OF THE L TRACK TO BE EQUAL TO THE R TRACK AT POINTS OPPOSITE, PERPENDICULAR, AND RADIAL. GRADIANTS AND LENGTHS OF VERTICAL CURVES ON THE L TRACK VARY ACCORDINGLY (SLIGHTLY, FROM THOSE ON THE R TRACK).

PLAN

Legend

- **SF** = Single-Family Residence
- **MF** = Multi-Family Residence
- **I** = Noise Impact
- **SI** = Severe Noise Impact
- **V** = Vibration Impact
- = Noise Barrier
- = Vibration Mitigation
- = Grade crossing with no impact
- = Grade crossing with noise impact

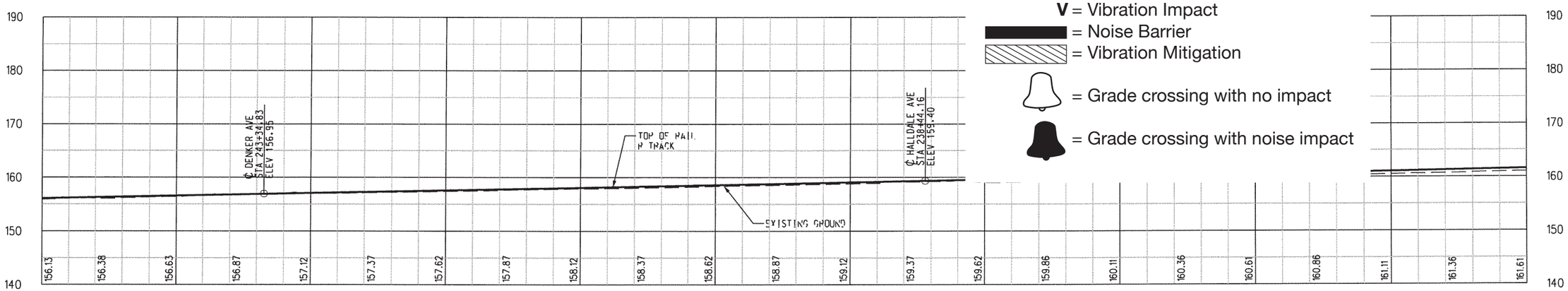

PROFILE

40' 20' 0 40' 80'
HORIZONTAL 1"=40'

10' 0 10' 20'
VERTICAL 1"=10'

PRELIMINARY - NOT FOR CONSTRUCTION

REV	DATE	BY	APP	REG NO	EXPIRES	SEAL HOLDER	DESCRIPTION
0	7/28/05	-	-	-	-		ISSUED FOR DESIGN BUILD RFP

DESIGNED BY R. RAMIREZ
DRAWN BY R. RAMIREZ
CHECKED BY D.A SEPULVEDA
IN CHARGE D.A SEPULVEDA
DATE 8/21/03

Metro LOS ANGELES COUNTY METROPOLITAN TRANSPORTATION AUTHORITY

DMJM HARRIS | AECOM

707 WILSHIRE BLVD. SUITE #3300
LOS ANGELES, CALIFORNIA 90017
TEL (213) 922-9200
FAX (213) 922-9559

SUBMITTED
APPROVED

MID-CITY/EXPOSITION LRT CORRIDOR

MAIN TRACKS
PLAN & PROFILE
STA 234+00 TO STA 245+00

CONTRACT NO E0016
DRAWING NO T-125 REV 0
SCALE HORIZ: 1"=40' VERT: 1"=10'
SHEET NO 394

Plotted by: nathanc
08/01/2005
\\usla2ec01\projects\5843\001 cad\track\sheet\\T25.plg

Note: Per Section 4.6 of the FEIS/FEIR, all noise and vibration impacts have been mitigated to levels that meet FTA noise and vibration impact criteria.

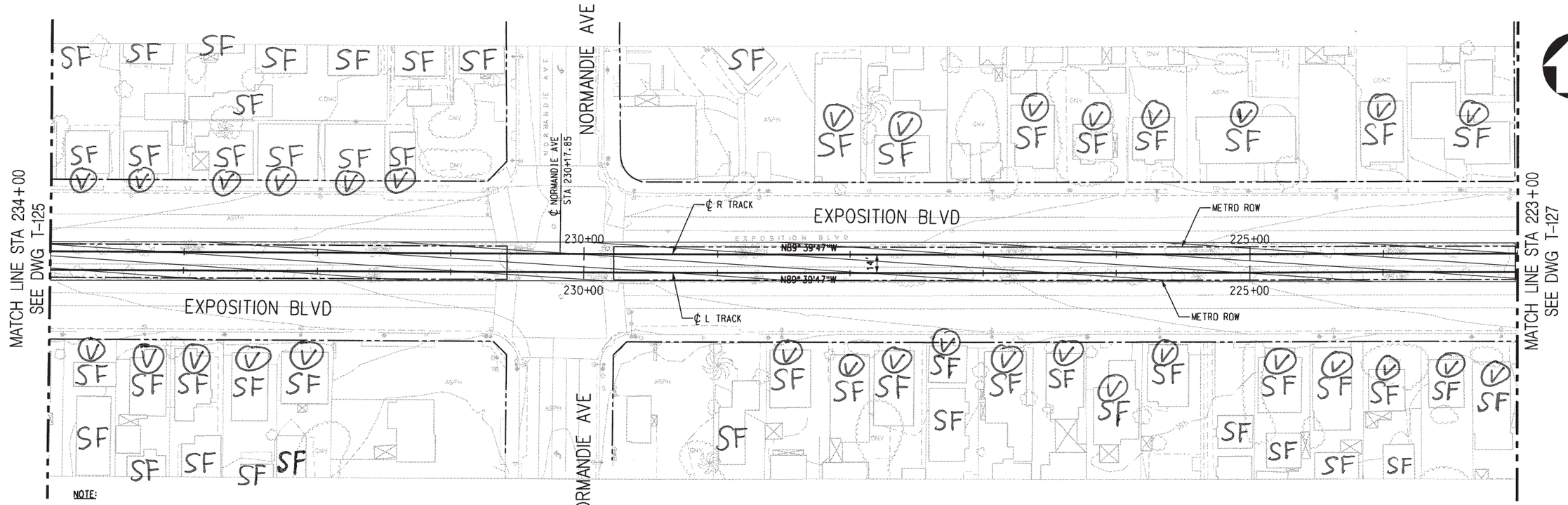

NOTE:

TOP OF RAIL ELEVATIONS OF THE L TRACK TO BE EQUAL TO THE R TRACK AT POINTS OPPOSITE, PERPENDICULAR, AND RADIAL. GRADIANTS AND LENGTHS OF VERTICAL CURVES ON THE L TRACK VARY ACCORDINGLY (SLIGHTLY, FROM THOSE ON THE R TRACK).

PLAN

Legend

SF = Single-Family Residence
MF = Multi-Family Residence
I = Noise Impact
SI = Severe Noise Impact
V = Vibration Impact
= Noise Barrier
= Vibration Mitigation
= Grade crossing with no impact
= Grade crossing with noise impact

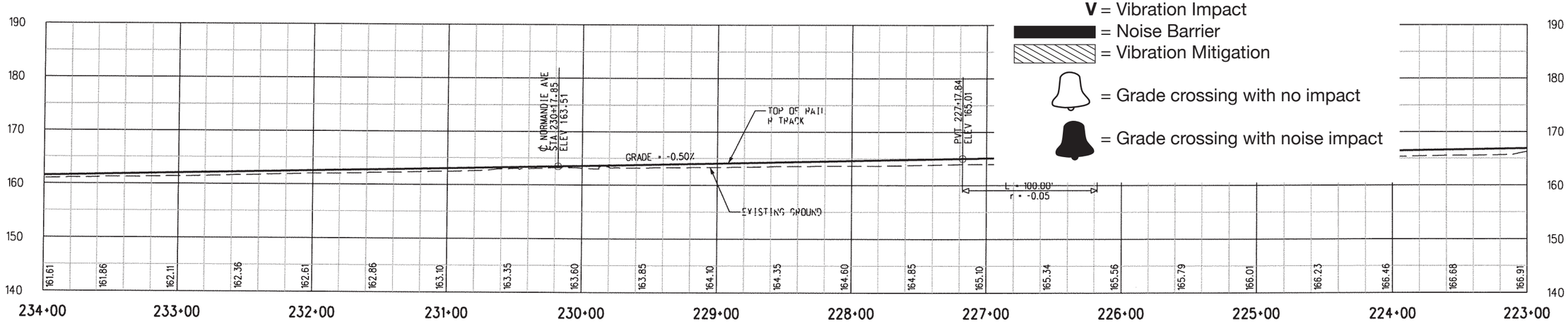

PROFILE

40' 20' 0 40' 80'
HORIZONTAL 1"=40'

10' 0 10' 20'
VERTICAL 1"=10'

PRELIMINARY - NOT FOR CONSTRUCTION

REV	DATE	BY	APP	REG NO	EXPIRES	SEAL HOLDER	DESCRIPTION
0	7/28/05	-	-	-	-		ISSUED FOR DESIGN BUILD RFP

DESIGNED BY R. RAMIREZ
DRAWN BY R. RAMIREZ
CHECKED BY D.A SEPULVEDA
IN CHARGE D.A SEPULVEDA
DATE 8/21/03

Metro LOS ANGELES COUNTY METROPOLITAN TRANSPORTATION AUTHORITY

DMJM HARRIS | AECOM
707 WILSHIRE BLVD. SUITE #3300
LOS ANGELES, CALIFORNIA 90017
TEL (213) 922-9200
FAX (213) 922-9559

SUBMITTED
APPROVED

MID-CITY/EXPOSITION LRT CORRIDOR

MAIN TRACKS
PLAN & PROFILE
STA 223+00 TO STA 234+00

CONTRACT NO E0016
DRAWING NO T-126 REV 0
SCALE HORIZ: 1"=40' VERT: 1"=10'
SHEET NO 395

Plotted by: nathanc 08/01/2005 \\uslo2dc01\projects\5843\001 cadd\track\sheet\T126.plg

Note: Per Section 4.6 of the FEIS/FEIR, all noise and vibration impacts have been mitigated to levels that meet FTA noise and vibration impact criteria.

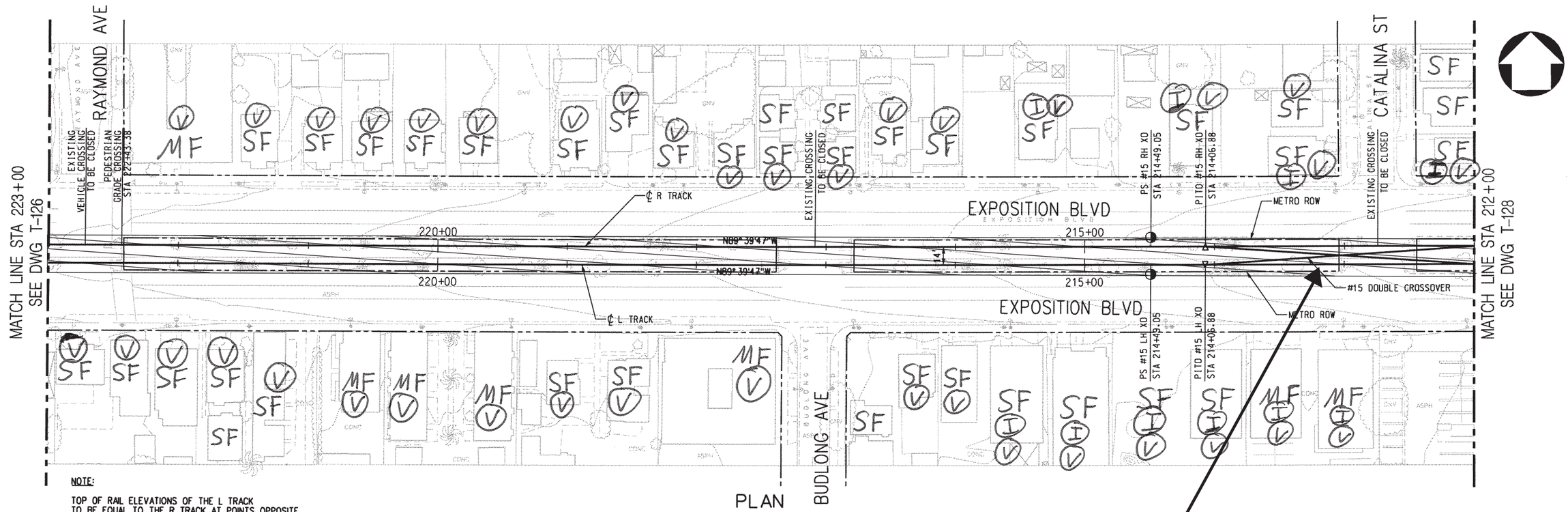

PLAN

NOTE:

TOP OF RAIL ELEVATIONS OF THE L TRACK TO BE EQUAL TO THE R TRACK AT POINTS OPPOSITE, PERPENDICULAR, AND RADIAL. GRADIANTS AND LENGTHS OF VERTICAL CURVES ON THE L TRACK VARY ACCORDINGLY (SLIGHTLY, FROM THOSE ON THE R TRACK).

Legend

SF = Single-Family Residence
MF = Multi-Family Residence
I = Noise Impact
SI = Severe Noise Impact
V = Vibration Impact
= Noise Barrier
= Vibration Mitigation
= Grade crossing with no impact
= Grade crossing with noise impact

Spring-rail frog to be used.

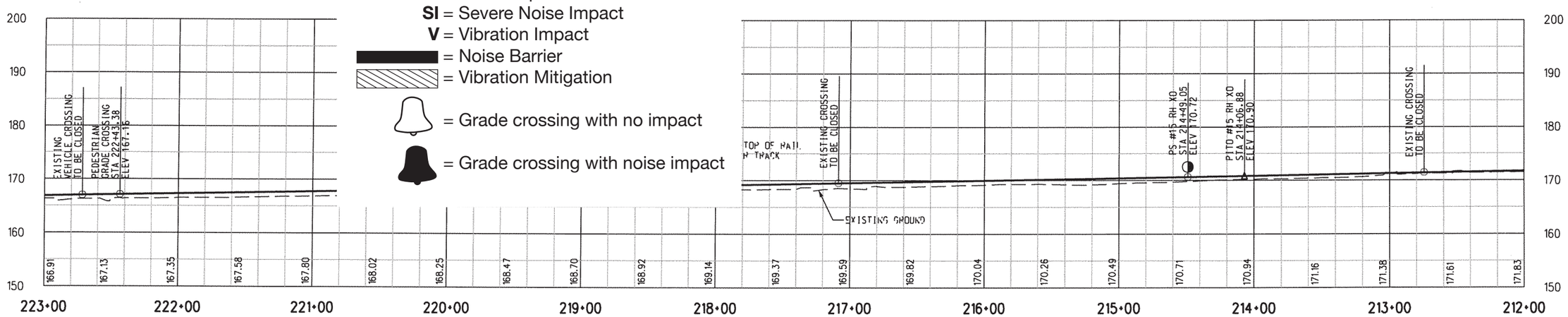

PROFILE

HORIZONTAL 1"=40' (40' 20' 0 40' 80')

VERTICAL 1"=10' (10' 0 10' 20')

PRELIMINARY - NOT FOR CONSTRUCTION

REV	DATE	BY	APP	REG NO	EXPIRES	SEAL HOLDER	DESCRIPTION
0	7/28/05	-	-	-	-		ISSUED FOR DESIGN BUILD RFP

DESIGNED BY R. RAMIREZ
DRAWN BY R. RAMIREZ
CHECKED BY D.A SEPULVEDA
IN CHARGE D.A SEPULVEDA
DATE 8/21/03

Metro LOS ANGELES COUNTY METROPOLITAN TRANSPORTATION AUTHORITY

DMJM HARRIS | AECOM
707 WILSHIRE BLVD. SUITE #3300
LOS ANGELES, CALIFORNIA 90017
TEL (213) 922-9200
FAX (213) 922-9559

SUBMITTED
APPROVED

MID-CITY/EXPOSITION LRT CORRIDOR

MAIN TRACKS
PLAN & PROFILE
STA 212+00 TO STA 223+00

CONTRACT NO E0016
DRAWING NO T-127 REV 0
SCALE HORIZ: 1"=40' VERT: 1"=10'
SHEET NO 396

\\us92dc01\projects\5843\001 cadd\track\sheet\127.plg
08/01/2005
Plotted by: nathanc

Note: Per Section 4.6 of the FEIS/FEIR, all noise and vibration impacts have been mitigated to levels that meet FTA noise and vibration impact criteria.

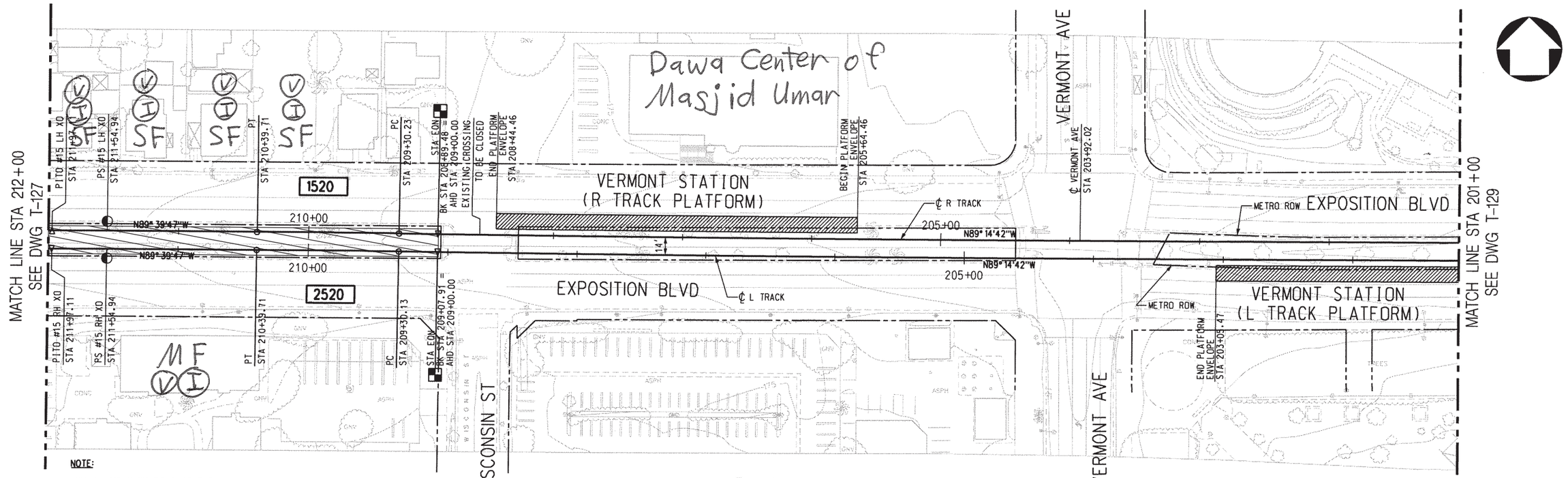

NOTE:

TOP OF RAIL ELEVATIONS OF THE L TRACK TO BE EQUAL TO THE R TRACK AT POINTS OPPOSITE, PERPENDICULAR, AND RADIAL. GRADIANTS AND LENGTHS OF VERTICAL CURVES ON THE L TRACK VARY ACCORDINGLY (SLIGHTLY, FROM THOSE ON THE R TRACK).

PLAN

Legend

- **SF** = Single-Family Residence
- **MF** = Multi-Family Residence
- **I** = Noise Impact
- **SI** = Severe Noise Impact
- **V** = Vibration Impact
- = Noise Barrier
- = Vibration Mitigation
- = Grade crossing with no impact
- = Grade crossing with noise impact

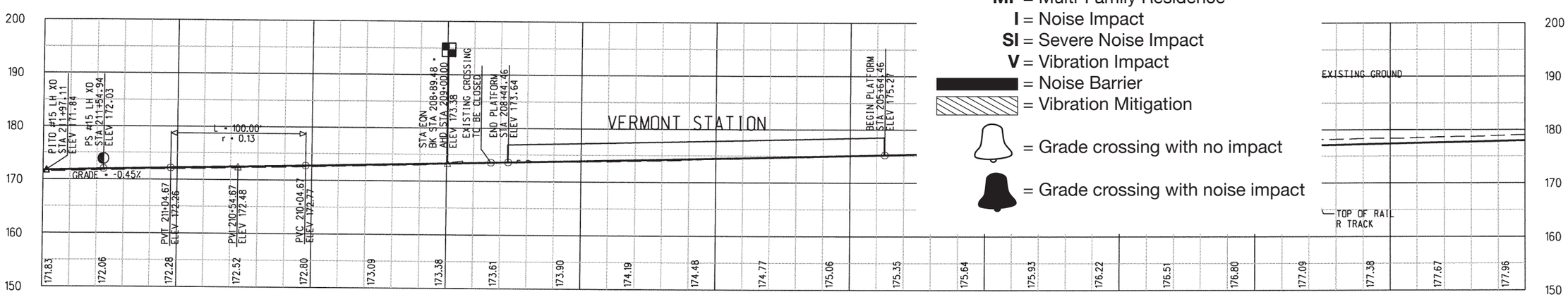

PROFILE

HORIZONTAL 1"=40' (40' 20' 0 40' 80')

VERTICAL 1"=10' (10' 0 10' 20')

PRELIMINARY - NOT FOR CONSTRUCTION

REV	DATE	BY	APP	REG NO	EXPIRES	SEAL HOLDER	DESCRIPTION
0	7/28/05	-	-	-	-		ISSUED FOR DESIGN BUILD RFP

DESIGNED BY R. RAMIREZ
DRAWN BY R. RAMIREZ
CHECKED BY D.A SEPULVEDA
IN CHARGE D.A SEPULVEDA
DATE 8/21/03

Metro LOS ANGELES COUNTY METROPOLITAN TRANSPORTATION AUTHORITY

DMJM HARRIS | AECOM
707 WILSHIRE BLVD. SUITE #3300
LOS ANGELES, CALIFORNIA 90017
TEL (213) 922-9200
FAX (213) 922-9559

SUBMITTED
APPROVED

MID-CITY/EXPOSITION LRT CORRIDOR

MAIN TRACKS
PLAN & PROFILE
STA 201+00 TO STA 212+00

CONTRACT NO E0016
DRAWING NO T-128 REV 0
SCALE HORIZ: 1"=40' VERT: 1"=10'
SHEET NO 397

Plotted by: nathanc 08/01/2005 \\usla2dc01\projects\5843\001 cadd\track\sheet\T128.plg

Note: Per Section 4.6 of the FEIS/FEIR, all noise and vibration impacts have been mitigated to levels that meet FTA noise and vibration impact criteria.

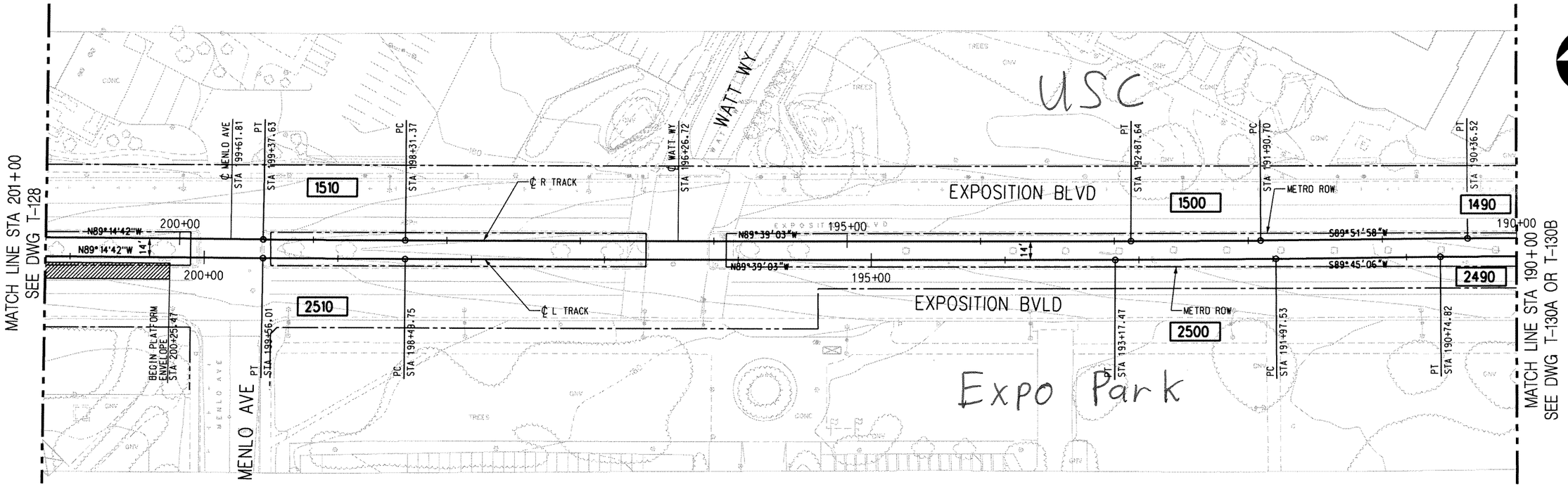

NOTE:

TOP OF RAIL ELEVATIONS OF THE L TRACK TO BE EQUAL TO THE R TRACK AT POINTS OPPOSITE, PERPENDICULAR, AND RADIAL. GRADIANTS AND LENGTHS OF VERTICAL CURVES ON THE L TRACK VARY ACCORDINGLY (SLIGHTLY, FROM THOSE ON THE R TRACK).

PLAN

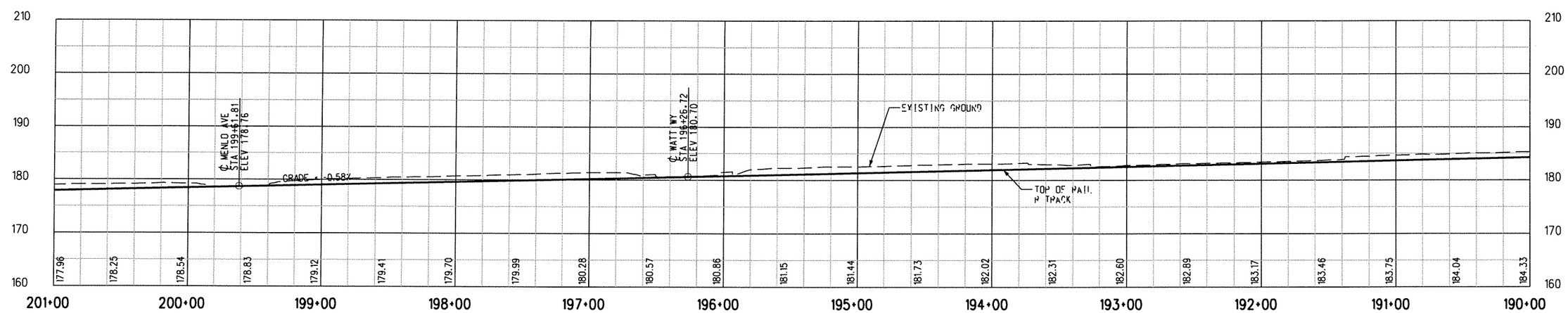

PROFILE

HORIZONTAL 1"=40'

VERTICAL 1"=10'

PRELIMINARY - NOT FOR CONSTRUCTION

REV	DATE	BY	APP	REG NO	EXPIRES	SEAL HOLDER	DESCRIPTION
0	7/28/05	-	-	-	-		ISSUED FOR DESIGN BUILD RFP

DESIGNED BY R. RAMIREZ
DRAWN BY R. RAMIREZ
CHECKED BY D.A SEPULVEDA
IN CHARGE D.A SEPULVEDA
DATE 8/21/03

Metro LOS ANGELES COUNTY METROPOLITAN TRANSPORTATION AUTHORITY

DMJM HARRIS | AECOM
707 WILSHIRE BLVD. SUITE #3300
LOS ANGELES, CALIFORNIA 90017
TEL (213) 922-9200
FAX (213) 922-9559

SUBMITTED
APPROVED

MID-CITY/EXPOSITION LRT CORRIDOR

MAIN TRACKS
PLAN & PROFILE
STA 190+00 TO STA 201+00

CONTRACT NO E0016
DRAWING NO T-129
REV 0
SCALE HORIZ: 1"=40' VERT: 1"=10'
SHEET NO 398

Plotted by: nathanc 08/01/2005 \\usla2dc01\projects\5843\001 cadd\track\sheet\t129.plg

Note: Per Section 4.6 of the FEIS/FEIR, all noise and vibration impacts have been mitigated to levels that meet FTA noise and vibration impact criteria.

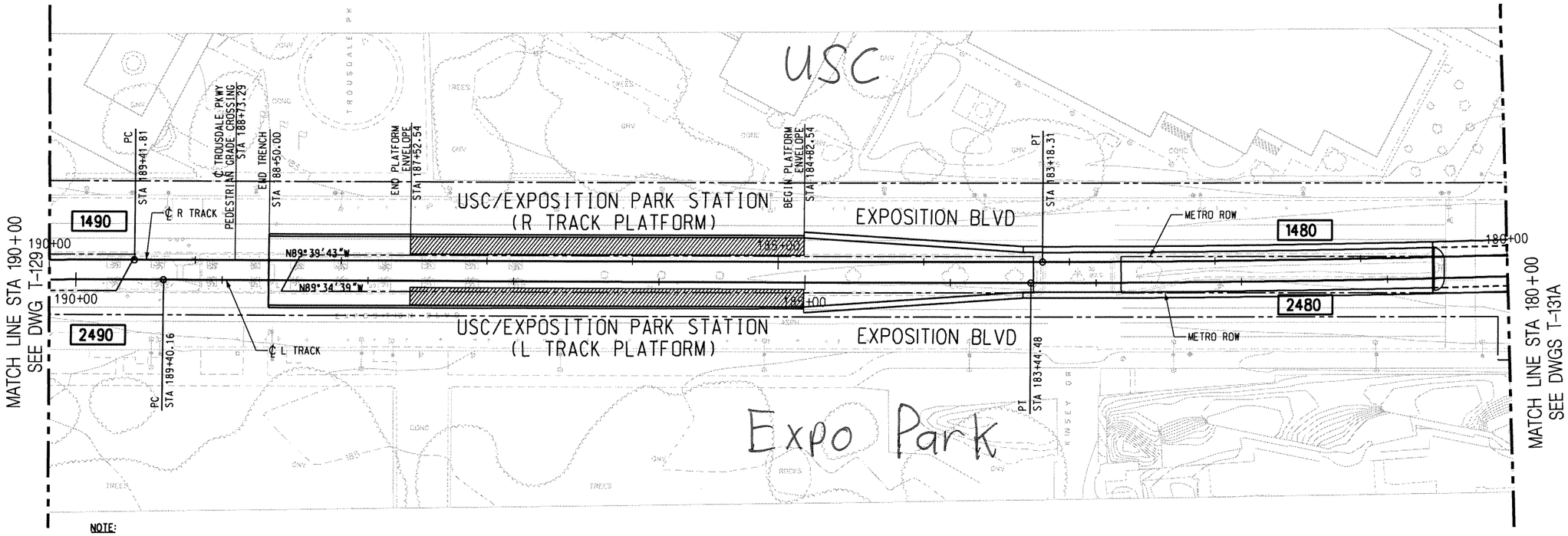

PLAN

NOTE:

TOP OF RAIL ELEVATIONS OF THE L TRACK TO BE EQUAL TO THE R TRACK AT POINTS OPPOSITE, PERPENDICULAR, AND RADIAL. GRADIANTS AND LENGTHS OF VERTICAL CURVES ON THE L TRACK VARY ACCORDINGLY (SLIGHTLY, FROM THOSE ON THE R TRACK).

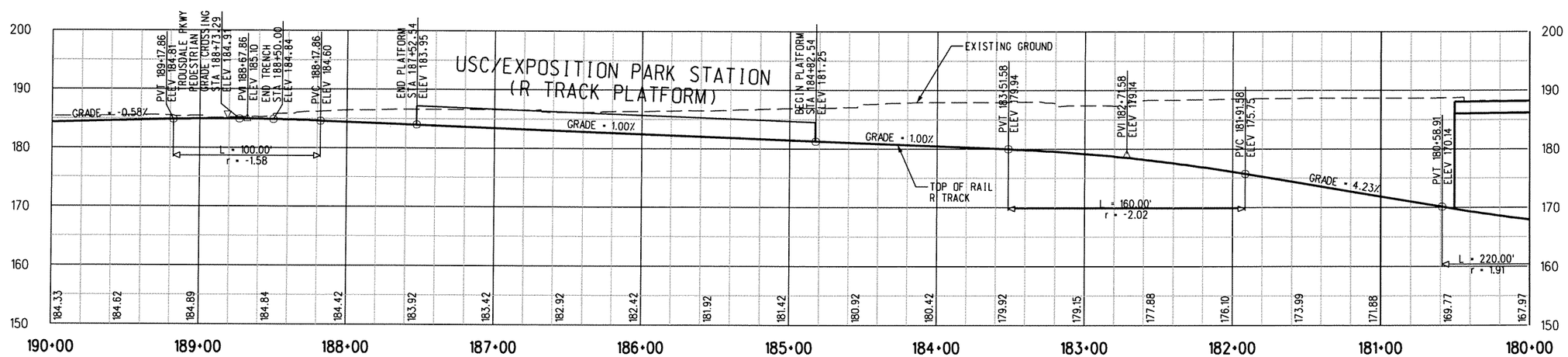

PROFILE

HORIZONTAL 1"=40'

VERTICAL 1"=10'

PRELIMINARY - NOT FOR CONSTRUCTION

REV	DATE	BY	APP	REG NO	EXPIRES	SEAL HOLDER	DESCRIPTION
0	7/28/05	-	-	-	-		ISSUED FOR DESIGN BUILD RFP

DESIGNED BY R. RAMIREZ
DRAWN BY R. RAMIREZ
CHECKED BY D.A SEPULVEDA
IN CHARGE D.A SEPULVEDA
DATE 8/21/03

Metro LOS ANGELES COUNTY METROPOLITAN TRANSPORTATION AUTHORITY

DMJM HARRIS | AECOM
707 WILSHIRE BLVD. SUITE #3300
LOS ANGELES, CALIFORNIA 90017
TEL (213) 922-9200
FAX (213) 922-9559

SUBMITTED
APPROVED

MID-CITY/EXPOSITION LRT CORRIDOR

MAIN TRACKS
PLAN & PROFILE
STA 180+00 TO STA 190+00

CONTRACT NO E0016
DRAWING NO T-130A
REV 0
SCALE HORIZ: 1"=40' VERT: 1"=10'
SHEET NO 399

\\usla2dc01\projects\5843\001 cadd\track\sheet\t130a.plg
08/01/2005
Plotted by: nathanc

Note: Per Section 4.6 of the FEIS/FEIR, all noise and vibration impacts have been mitigated to levels that meet FTA noise and vibration impact criteria.

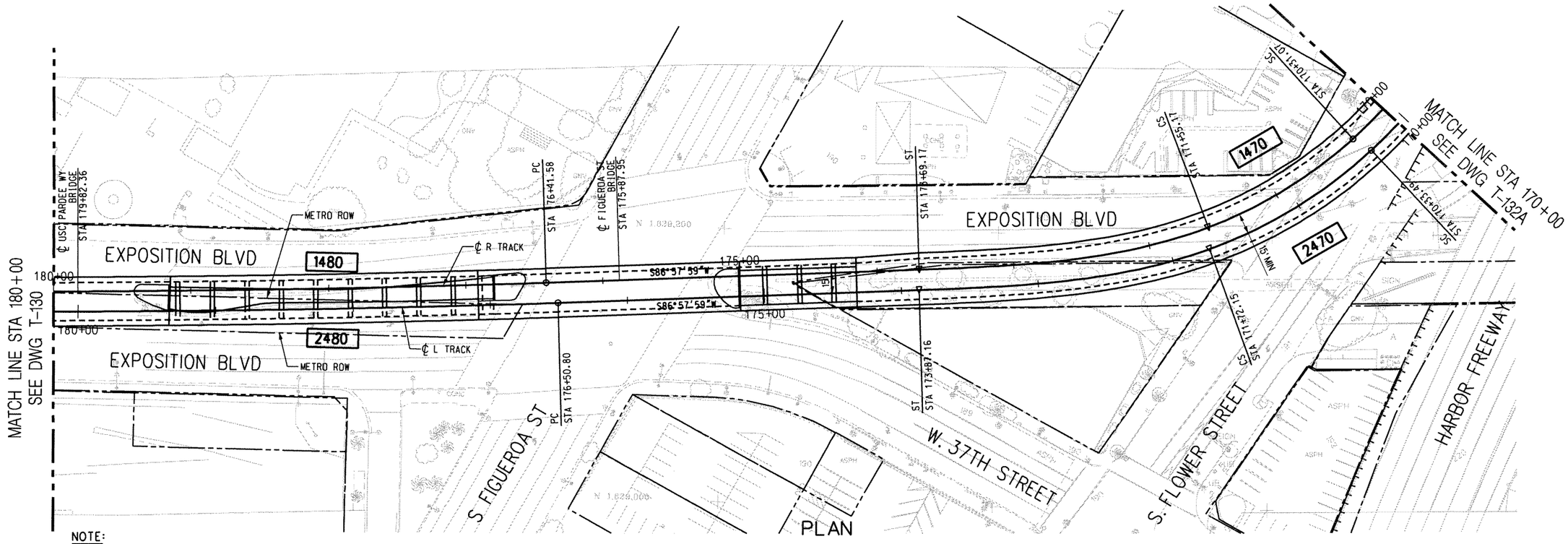

NOTE:

TOP OF RAIL ELEVATIONS OF THE L TRACK TO BE EQUAL TO THE R TRACK AT POINTS OPPOSITE, PERPENDICULAR, AND RADIAL. GRADIENTS AND LENGTHS OF VERTICAL CURVES ON THE L TRACK VARY ACCORDINGLY (SLIGHTLY FROM THOSE ON THE R TRACK).

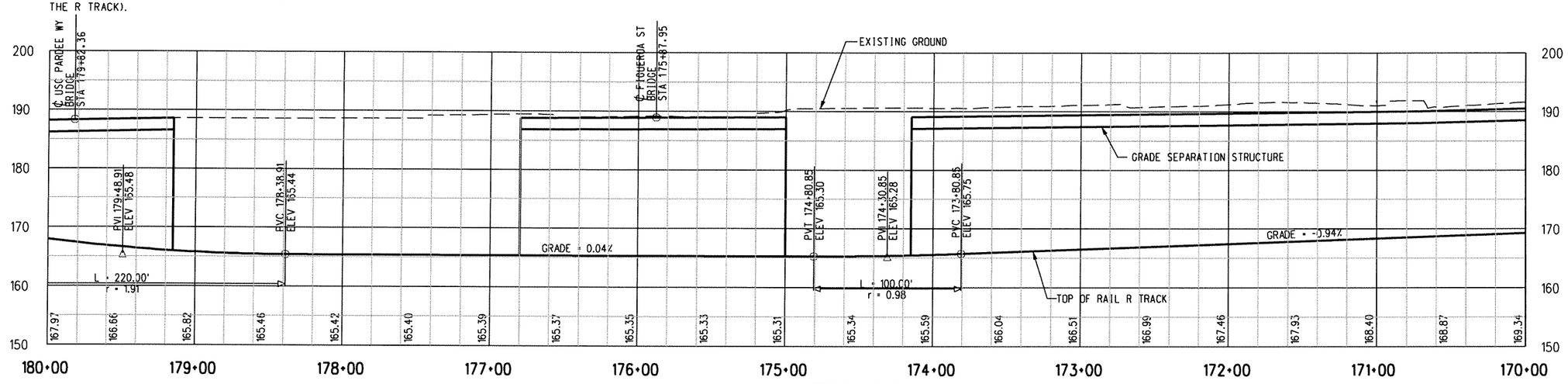

PROFILE

HORIZONTAL 1"=40' (40' 20' 0 40' 80')

VERTICAL 1"=10' (10' 0 10' 20')

PRELIMINARY - NOT FOR CONSTRUCTION

REV	DATE	BY	APP	REG NO	EXPIRES	SEAL HOLDER	DESCRIPTION
0	7/28/05	-	-	-	-		ISSUED FOR DESIGN BUILD RFP

DESIGNED BY N. CORNWELL
DRAWN BY R. LAYGO
CHECKED BY D.A. SEPULVEDA
IN CHARGE D.A. SEPULVEDA
DATE 2/2/04

Metro LOS ANGELES COUNTY METROPOLITAN TRANSPORTATION AUTHORITY

DMJM HARRIS | AECOM
707 WILSHIRE BLVD. SUITE #3300
LOS ANGELES, CALIFORNIA 90017
TEL (213) 922-9200
FAX (213) 922-9559

SUBMITTED
APPROVED

MID-CITY/EXPOSITION LRT CORRIDOR
FLOWER STREET
MAIN TRACKS
PLAN & PROFILE
STA 170+00 TO STA 180+00

CONTRACT NO E0016
DRAWING NO T-131A REV 0
SCALE HORIZ: 1"=40' VERT: 1"=10'
SHEET NO 400

Plotted by: nathanc 08/01/2005 \\usla26c01\projects\5843\001 cadd\track\sheet\seg1a\131a.plg

Note: Per Section 4.6 of the FEIS/FEIR, all noise and vibration impacts have been mitigated to levels that meet FTA noise and vibration impact criteria.

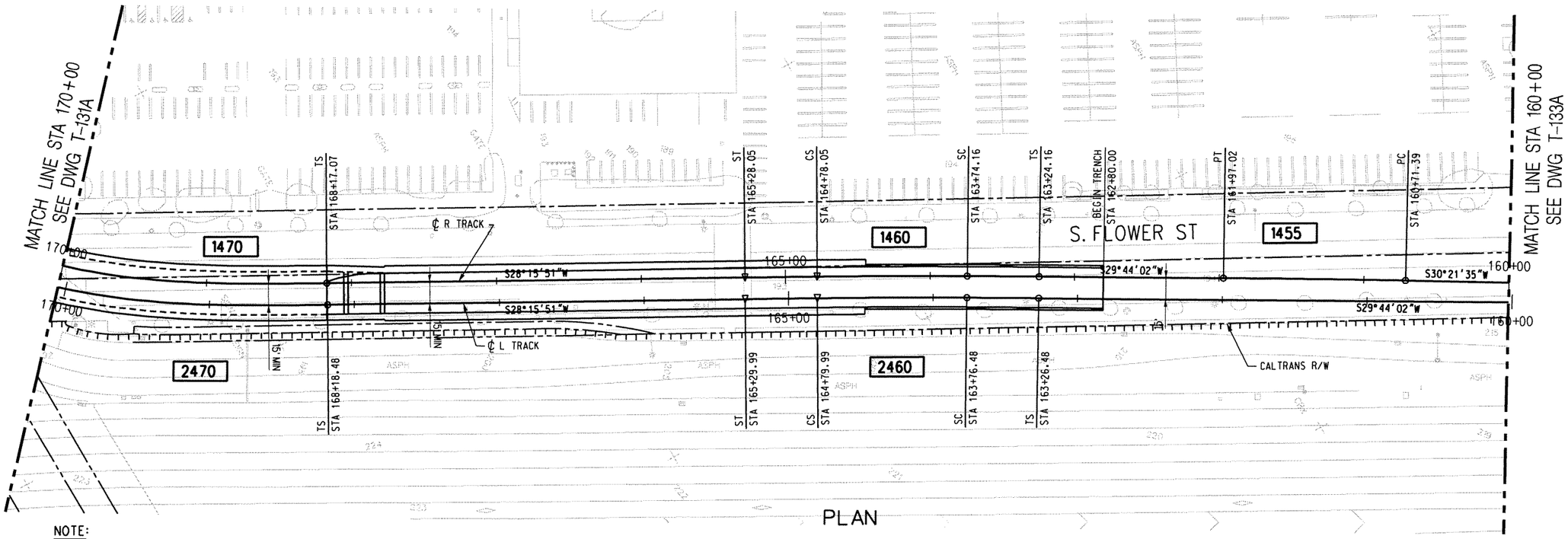

PLAN

NOTE:
TOP OF RAIL ELEVATIONS OF THE L TRACK TO BE EQUAL TO THE R TRACK AT POINTS OPPOSITE, PERPENDICULAR, AND RADIAL. GRADIENTS AND LENGTHS OF VERTICAL CURVES ON THE L TRACK VARY ACCORDINGLY (SLIGHTLY FROM THOSE ON THE R TRACK).

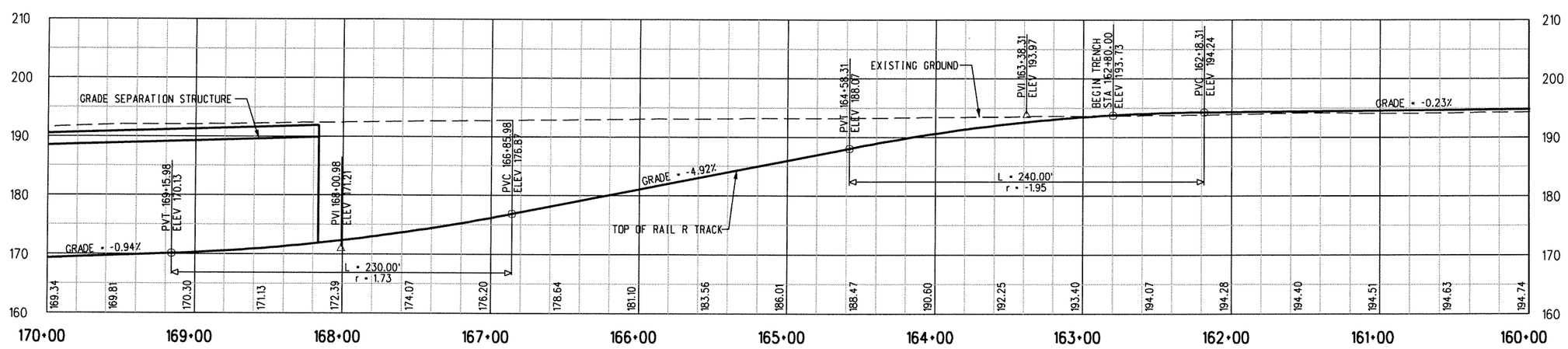

PROFILE

40' 20' 0 40' 80'
HORIZONTAL 1"=40'

10' 0 10' 20'
VERTICAL 1"=10'

PRELIMINARY - NOT FOR CONSTRUCTION

REV	DATE	BY	APP	REG NO	EXPIRES	SEAL HOLDER	DESCRIPTION
0	7/28/05	-	-	-	-		ISSUED FOR DESIGN BUILD RFP

DESIGNED BY N. CORNWELL
DRAWN BY R. LAYGO
CHECKED BY D.A. SEPULVEDA
IN CHARGE D.A. SEPULVEDA
DATE 2/2/04

Metro LOS ANGELES COUNTY METROPOLITAN TRANSPORTATION AUTHORITY

DMJM HARRIS | AECOM
707 WILSHIRE BLVD. SUITE #3300
LOS ANGELES, CALIFORNIA 90017
TEL (213) 922-9200
FAX (213) 922-9559

SUBMITTED
APPROVED

MID-CITY/EXPOSITION LRT CORRIDOR
FLOWER STREET
MAIN TRACKS
PLAN & PROFILE
STA 160+00 TO STA 170+00

CONTRACT NO E0016
DRAWING NO T-132A REV 0
SCALE HORIZ: 1" =40' VERT: 1" =10'
SHEET NO 401

\\usla2dc01\projects\5843\001 cadd\track\sheet\seg6\t132a.plg
08/01/2005
Plotted by: nathanc

Note: Per Section 4.6 of the FEIS/FEIR, all noise and vibration impacts have been mitigated to levels that meet FTA noise and vibration impact criteria.

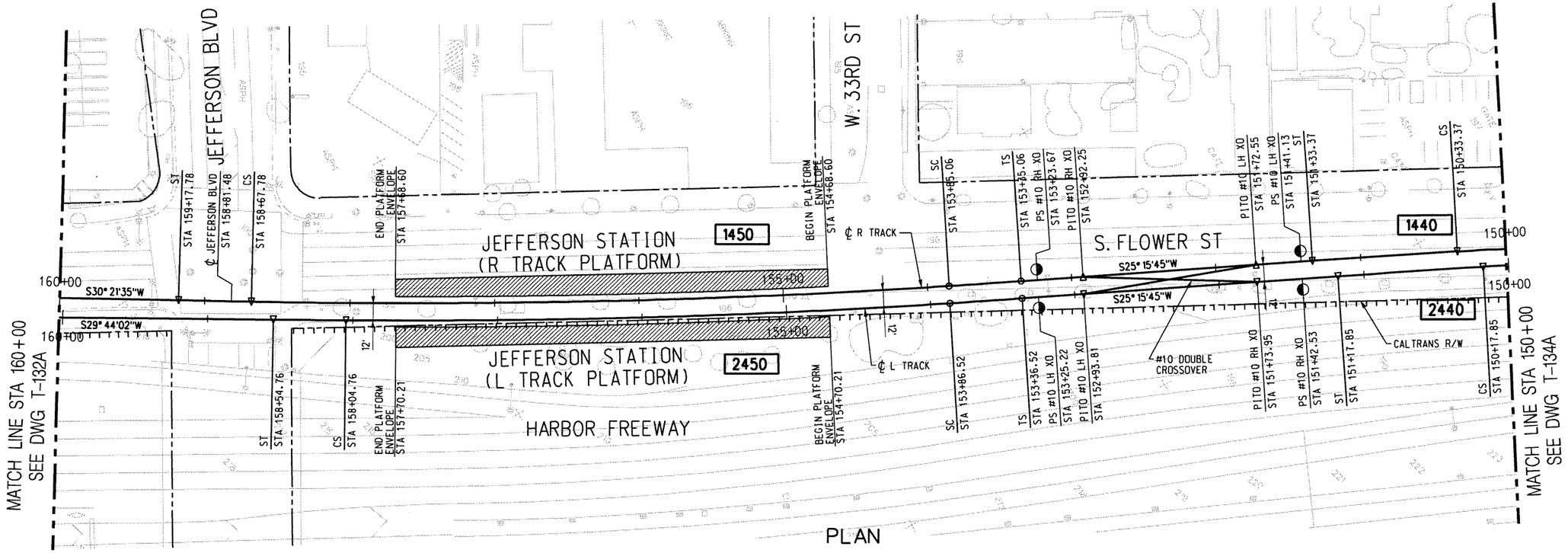

NOTE:

TOP OF RAIL ELEVATIONS OF THE L TRACK TO BE EQUAL TO THE R TRACK AT POINTS OPPOSITE, PERPENDICULAR, AND RADIAL. GRADIENTS AND LENGTHS OF VERTICAL CURVES ON THE L TRACK VARY ACCORDINGLY (SLIGHTLY FROM THOSE ON THE R TRACK).

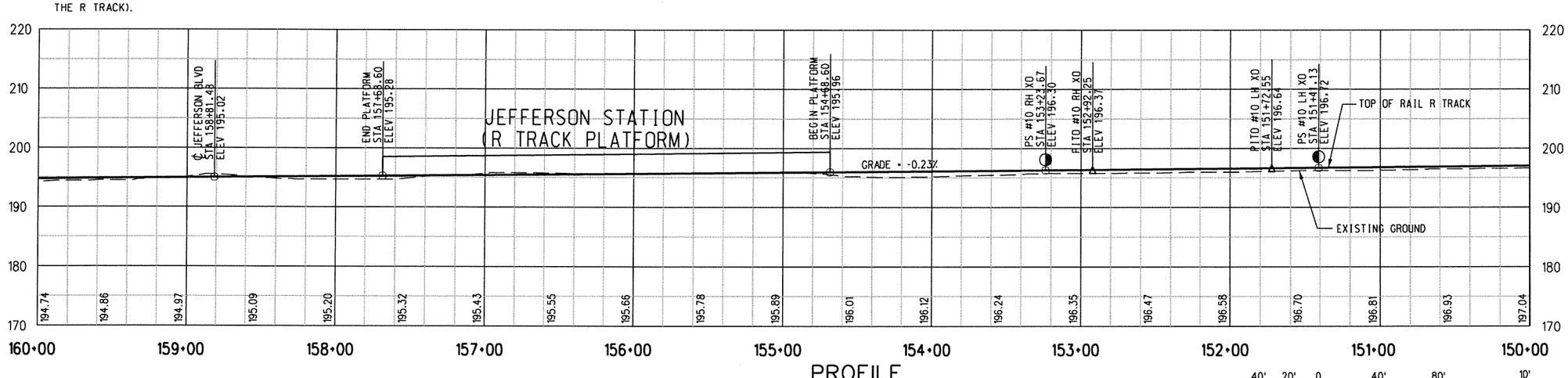

PRELIMINARY - NOT FOR CONSTRUCTION

HORIZONTAL 1"=40'

VERTICAL 1"=10'

REV	DATE	BY	APP	REG NO	EXPIRES	SEAL HOLDER	DESCRIPTION
0	7/28/05	-	-	-	-		ISSUED FOR DESIGN BUILD RFP

DESIGNED BY N. CORNWELL
DRAWN BY R. LAYGO
CHECKED BY D.A. SEPULVEDA
IN CHARGE D.A. SEPULVEDA
DATE 2/2/04

LOS ANGELES COUNTY METROPOLITAN TRANSPORTATION AUTHORITY

DMJM HARRIS | AECOM
707 WILSHIRE BLVD. SUITE #3300
LOS ANGELES, CALIFORNIA 90017
TEL (213) 922-9200
FAX (213) 922-9559

SUBMITTED
APPROVED

MID-CITY/EXPOSITION LRT CORRIDOR
FLOWER STREET
MAIN TRACKS
PLAN & PROFILE
STA 150+00 TO STA 160+00

CONTRACT NO E0016
DRAWING NO T-133A REV 0
SCALE HORIZ: 1"=40' VERT: 1"=10'
SHEET NO 402

08/01/2005
\\usla22c01\projects\5843\001 cadd\track\sheet\seg10\t133a.plg
Plotted by: nathanc

Note: Per Section 4.6 of the FEIS/FEIR, all noise and vibration impacts have been mitigated to levels that meet FTA noise and vibration impact criteria.

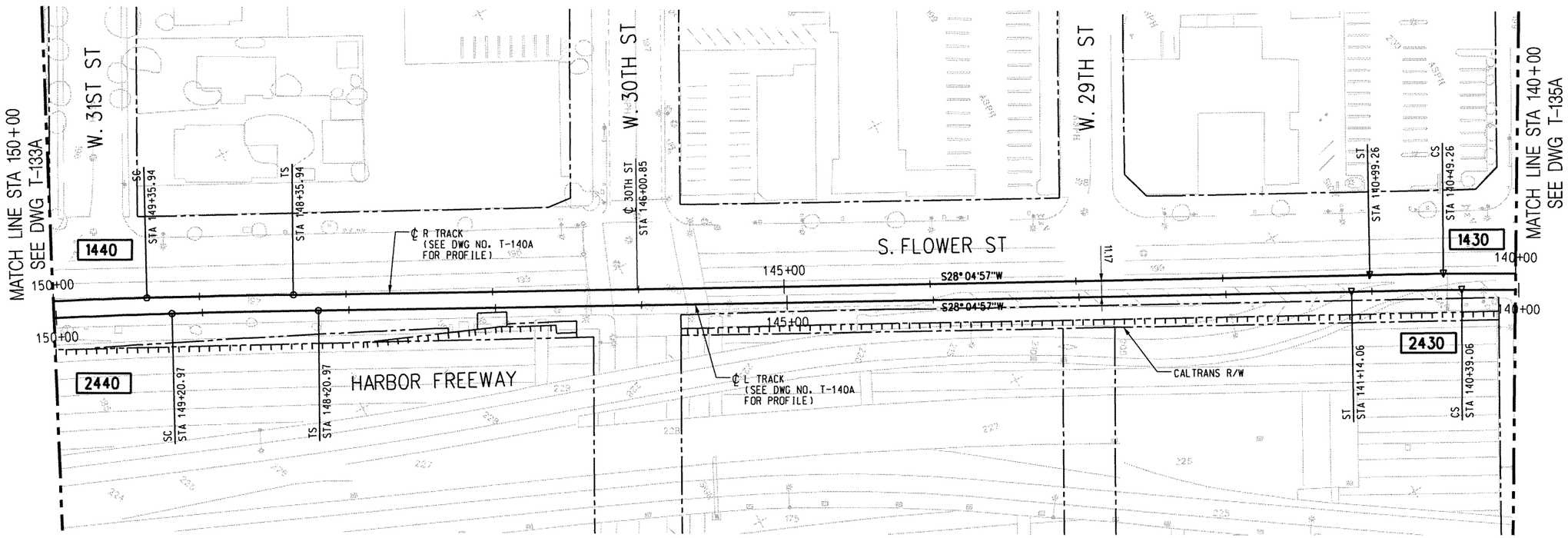

NOTE:

REFER TO DRAWING NO. T-140A FOR PROFILES FOR BOTH R TRACK AND L TRACK.

PLAN

40' 20' 0 40' 80'
HORIZONTAL 1"=40'

PRELIMINARY - NOT FOR CONSTRUCTION

REV	DATE	BY	APP	REG NO	EXPIRES	SEAL HOLDER	DESCRIPTION
0	7/28/05	-	-	-	-		ISSUED FOR DESIGN BUILD RFP

DESIGNED BY N. CORNWELL
DRAWN BY R. LAYGO
CHECKED BY D.A. SEPULVEDA
IN CHARGE D.A. SEPULVEDA
DATE 2/2/04

Metro LOS ANGELES COUNTY METROPOLITAN TRANSPORTATION AUTHORITY

DMJM HARRIS | AECOM
707 WILSHIRE BLVD. SUITE #3300
LOS ANGELES, CALIFORNIA 90017
TEL (213) 922-9200
FAX (213) 922-9559

SUBMITTED
APPROVED

MID-CITY/EXPOSITION LRT CORRIDOR
FLOWER STREET
MAIN TRACKS
PLAN
STA 140+00 TO STA 150+00

CONTRACT NO E0016
DRAWING NO T-134A REV 0
SCALE HORIZ: 1"=40'
SHEET NO 403

\\usla2dc01\projects\5843\001 cadd\track\sheet\seg1a\t134a.plg
08/01/2005
Plotted by: nathanc

Note: Per Section 4.6 of the FEIS/FEIR, all noise and vibration impacts have been mitigated to levels that meet FTA noise and vibration impact criteria.

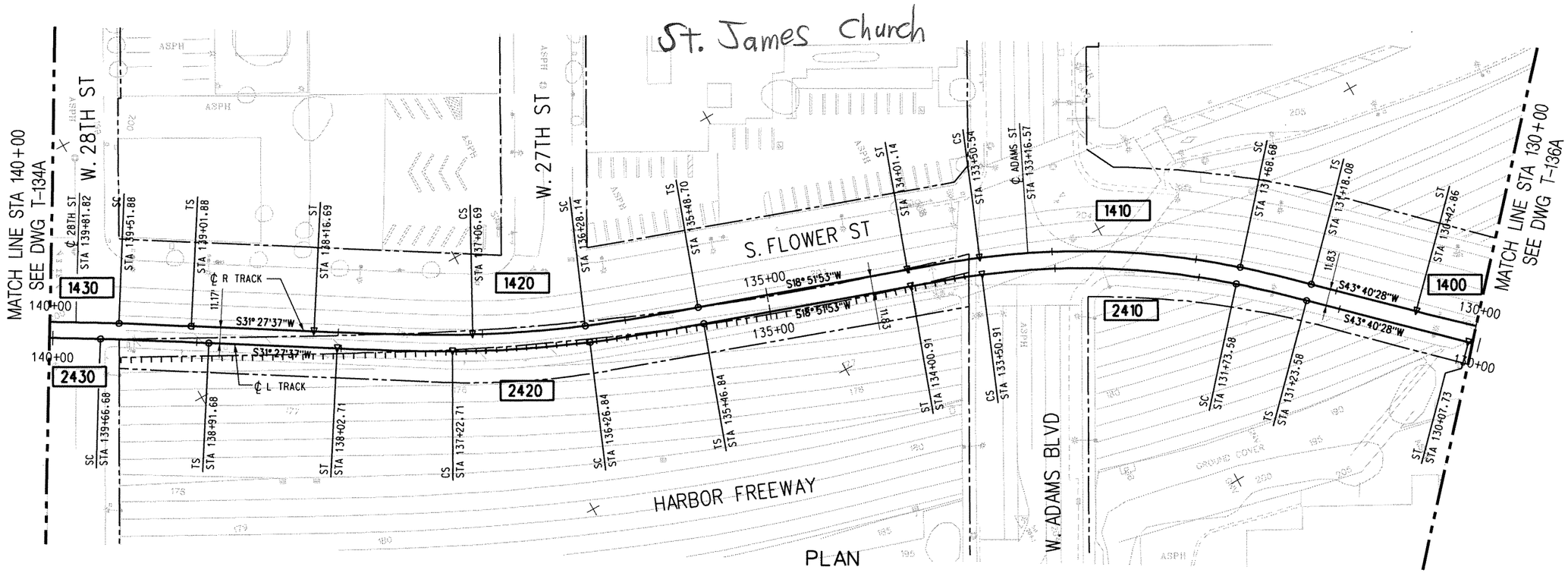

PLAN

NOTE:

TOP OF RAIL ELEVATIONS OF THE L TRACK TO BE EQUAL TO THE R TRACK AT POINTS OPPOSITE, PERPENDICULAR, AND RADIAL. GRADIENTS AND LENGTHS OF VERTICAL CURVES ON THE L TRACK VARY ACCORDINGLY (SLIGHTLY FROM THOSE ON THE R TRACK).

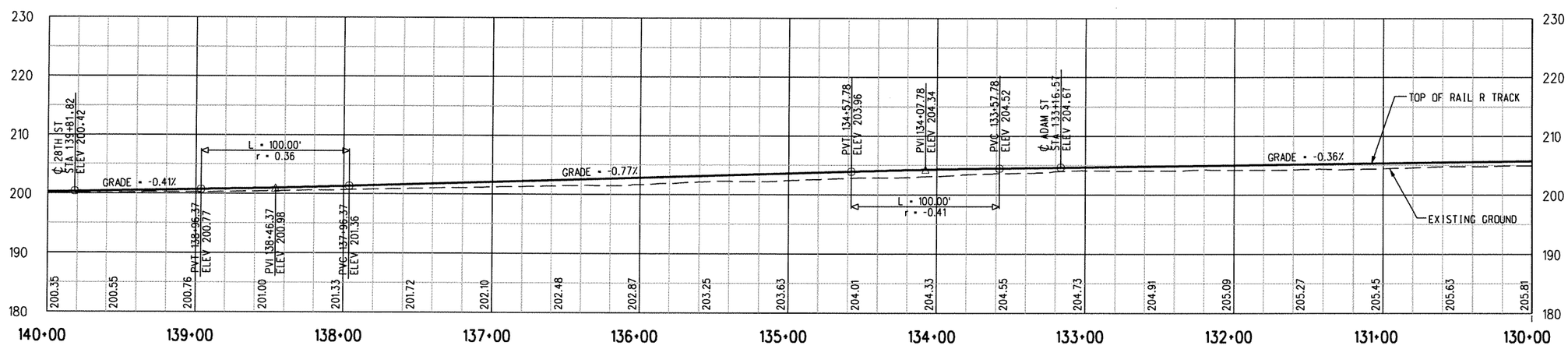

PROFILE

40' 20' 0 40' 80'
HORIZONTAL 1"=40'

10' 0 10' 20'
VERTICAL 1"=10'

PRELIMINARY - NOT FOR CONSTRUCTION

REV	DATE	BY	APP	REG NO	EXPIRES	SEAL HOLDER	DESCRIPTION
0	7/28/05	-	-	-	-		ISSUED FOR DESIGN BUILD RFP

DESIGNED BY N. CORNWELL
DRAWN BY R. LAYGO
CHECKED BY D.A. SEPULVEDA
IN CHARGE D.A. SEPULVEDA
DATE 2/2/04

Metro LOS ANGELES COUNTY METROPOLITAN TRANSPORTATION AUTHORITY

DMJM HARRIS | AECOM
707 WILSHIRE BLVD. SUITE #3300
LOS ANGELES, CALIFORNIA 90017
TEL (213) 922-9200
FAX (213) 922-9559

SUBMITTED
APPROVED

MID-CITY/EXPOSITION LRT CORRIDOR
FLOWER STREET
MAIN TRACKS
PLAN & PROFILE
STA 130+00 TO STA 140+00

CONTRACT NO E0016
DRAWING NO T-135A REV 0
SCALE HORIZ: 1"=40' VERT: 1"=10'
SHEET NO 404

08/01/2005
\\uslo26c01\projects\5843\001 cadd\track\sheet\seg1a\1135a.plg
Plotted by: nathanc

Note: Per Section 4.6 of the FEIS/FEIR, all noise and vibration impacts have been mitigated to levels that meet FTA noise and vibration impact criteria.

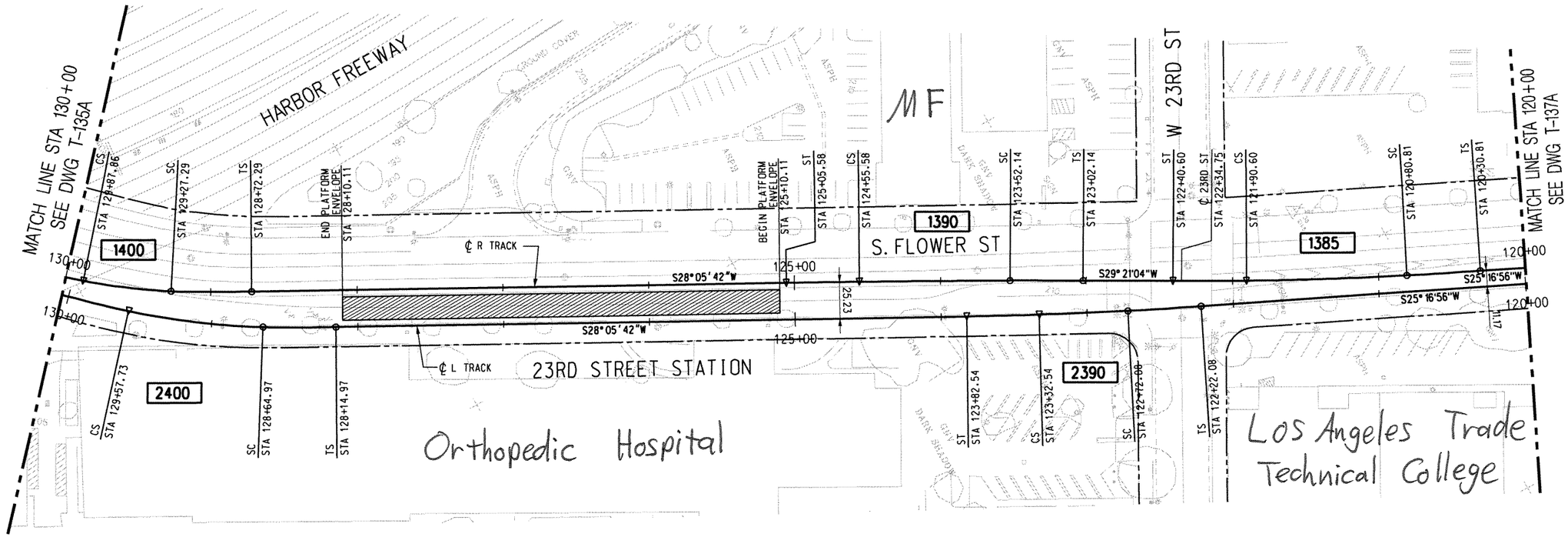

PLAN

NOTE:

TOP OF RAIL ELEVATIONS OF THE L TRACK TO BE EQUAL TO THE R TRACK AT POINTS OPPOSITE, PERPENDICULAR, AND RADIAL. GRADIENTS AND LENGTHS OF VERTICAL CURVES ON THE L TRACK VARY ACCORDINGLY (SLIGHTLY FROM THOSE ON THE R TRACK).

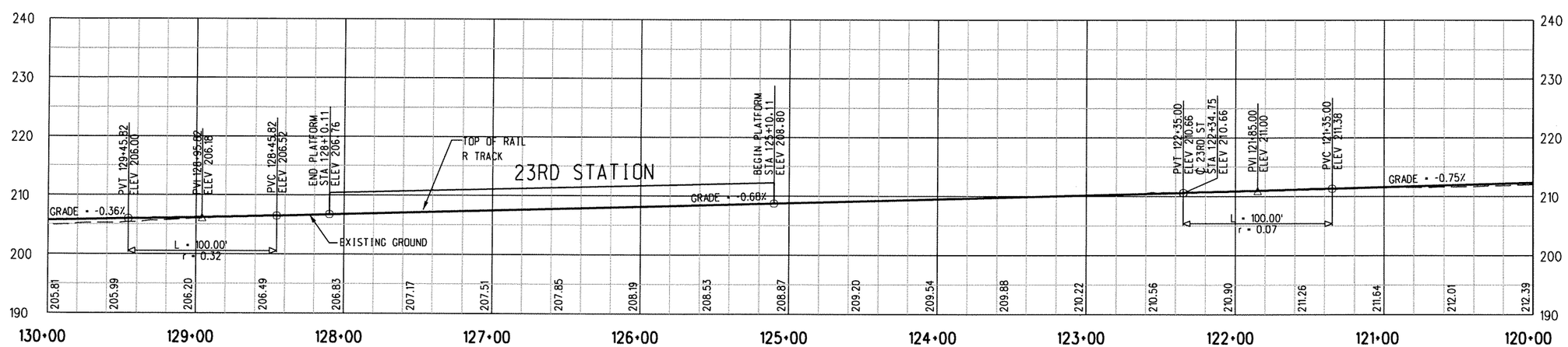

PROFILE

PRELIMINARY - NOT FOR CONSTRUCTION

HORIZONTAL 1"=40'

VERTICAL 1"=10'

REV	DATE	BY	APP	REG NO	EXPIRES	SEAL HOLDER	DESCRIPTION
0	7/28/05	-	-	-	-		ISSUED FOR DESIGN BUILD RFP

DESIGNED BY N. CORNWELL
DRAWN BY R.LAYGO
CHECKED BY D.A. SEPULVEDA
IN CHARGE D.A. SEPULVEDA
DATE 2/2/04

Metro LOS ANGELES COUNTY METROPOLITAN TRANSPORTATION AUTHORITY

DMJM HARRIS | AECOM

707 WILSHIRE BLVD. SUITE #3300
LOS ANGELES, CALIFORNIA 90017
TEL (213) 922-9200
FAX (213) 922-9559

SUBMITTED
APPROVED

MID-CITY/EXPOSITION LRT CORRIDOR
FLOWER STREET
MAIN TRACKS
PLAN & PROFILE
STA 120+00 TO STA 130+00

CONTRACT NO E0016
DRAWING NO T-136A REV 0
SCALE HORIZ: 1"=40' VERT: 1"=10'
SHEET NO 405

08/01/2005 \\usla2dc01\projects\5843\001 cadd\track\sheet\seg10\t136a.plg Plotted by: nathanc

Note: Per Section 4.6 of the FEIS/FEIR, all noise and vibration impacts have been mitigated to levels that meet FTA noise and vibration impact criteria.

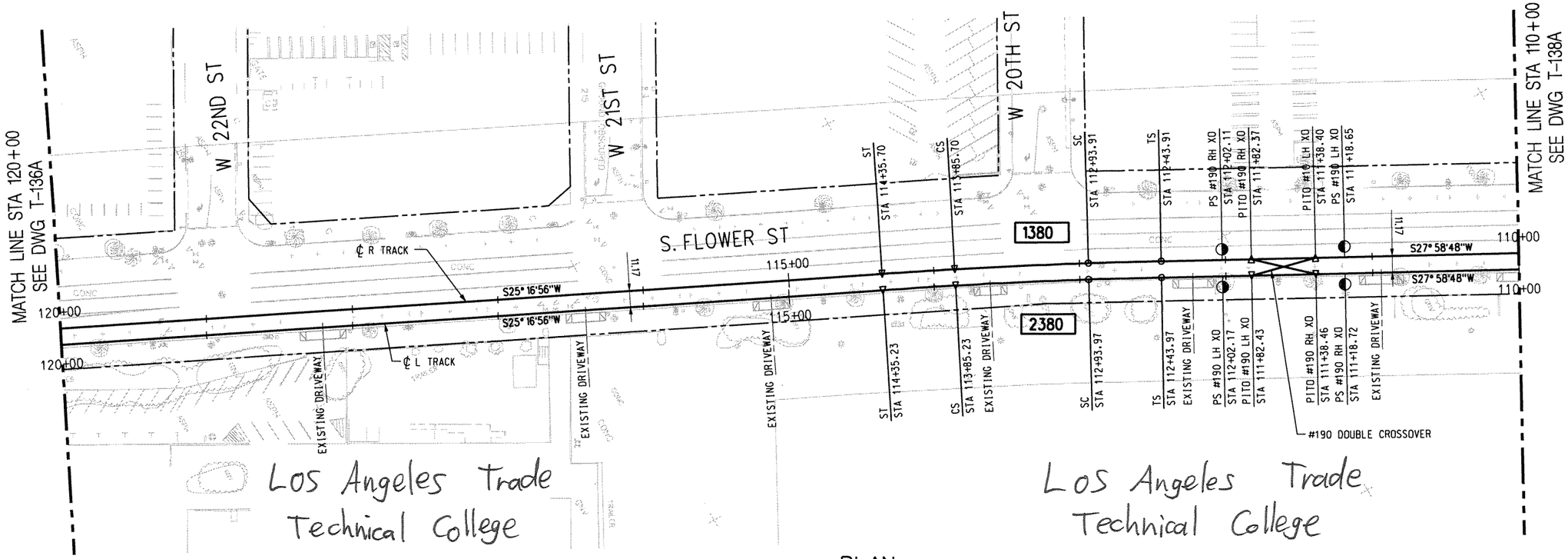

PLAN

NOTE:

TOP OF RAIL ELEVATIONS OF THE L TRACK TO BE EQUAL TO THE R TRACK AT POINTS OPPOSITE, PERPENDICULAR, AND RADIAL. GRADIENTS AND LENGTHS OF VERTICAL CURVES ON THE L TRACK VARY ACCORDINGLY (SLIGHTLY FROM THOSE ON THE R TRACK).

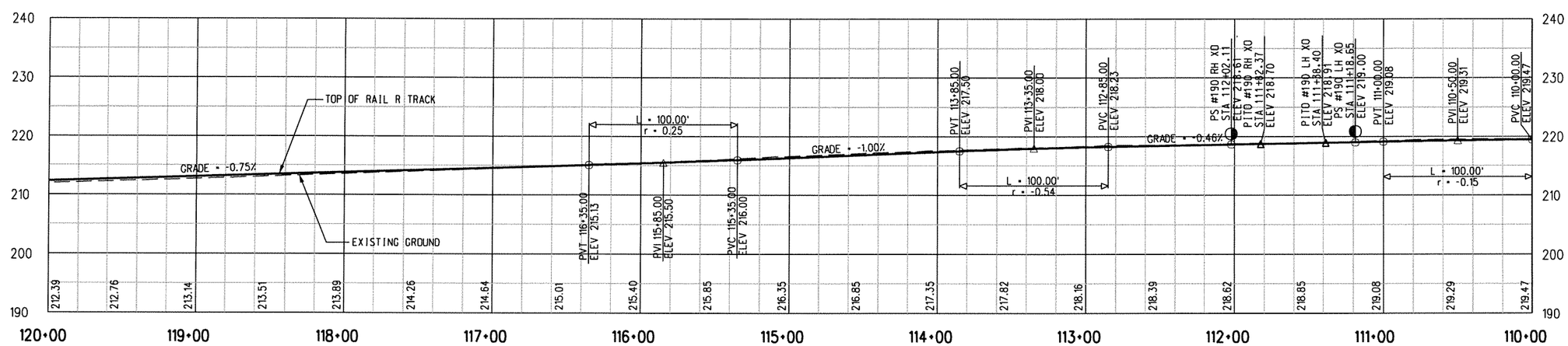

PROFILE

HORIZONTAL 1"=40' (40' 20' 0 40' 80')

VERTICAL 1"=10' (10' 0 10' 20')

PRELIMINARY - NOT FOR CONSTRUCTION

REV	DATE	BY	APP	REG NO	EXPIRES	SEAL HOLDER	DESCRIPTION
0	7/28/05	-	-	-	-		ISSUED FOR DESIGN BUILD RFP

DESIGNED BY N. CORNWELL
DRAWN BY R. LAYGO
CHECKED BY D.A. SEPULVEDA
IN CHARGE D.A. SEPULVEDA
DATE 2/2/04

Metro LOS ANGELES COUNTY METROPOLITAN TRANSPORTATION AUTHORITY

DMJM HARRIS | AECOM
707 WILSHIRE BLVD. SUITE #3300
LOS ANGELES, CALIFORNIA 90017
TEL (213) 922-9200
FAX (213) 922-9559

SUBMITTED
APPROVED

MID-CITY/EXPOSITION LRT CORRIDOR
FLOWER STREET
MAIN TRACKS
PLAN & PROFILE
STA 110+00 TO STA 120+00

CONTRACT NO E0016
DRAWING NO T-137A REV 0
SCALE HORIZ: 1"=40' VERT: 1"=10'
SHEET NO 406

08/01/2005
Plotted by: nathanc
\\usla2dc01\projects\5843\001 cadd\track\sheet\seg6\t137a.plg

Note: Per Section 4.6 of the FEIS/FEIR, all noise and vibration impacts have been mitigated to levels that meet FTA noise and vibration impact criteria.

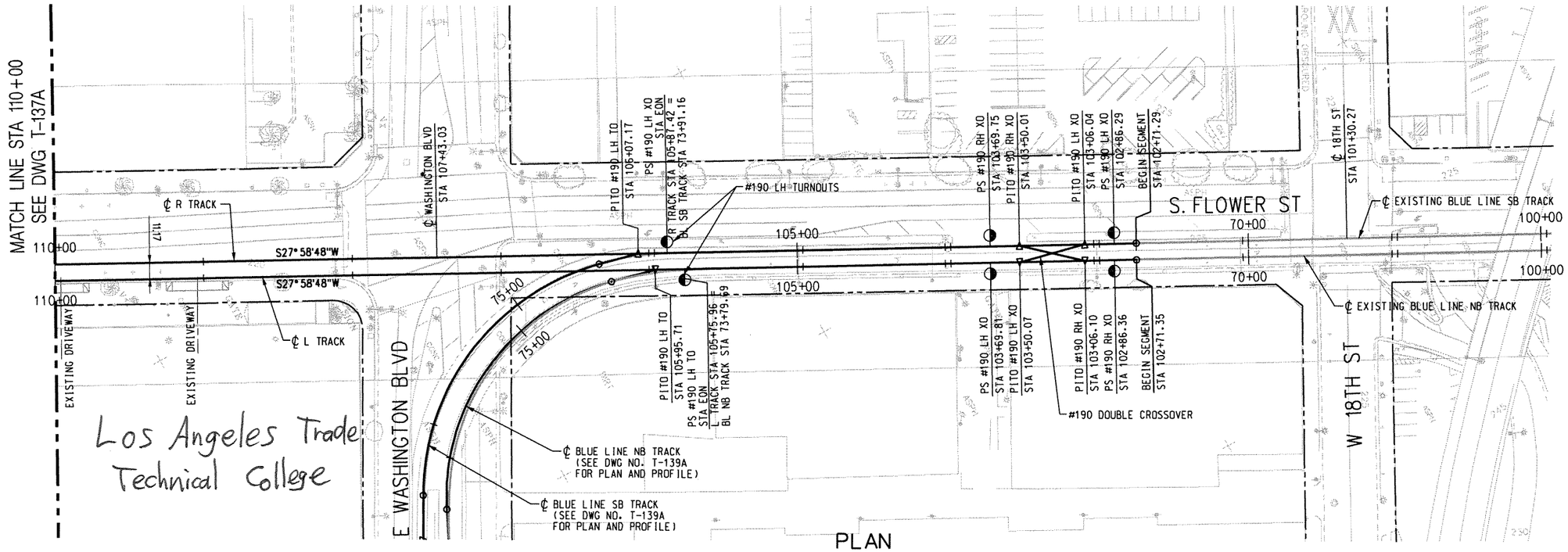

PLAN

NOTE:

TOP OF RAIL ELEVATIONS OF THE L TRACK TO BE EQUAL TO THE R TRACK AT POINTS OPPOSITE, PERPENDICULAR, AND RADIAL. GRADIENTS AND LENGTHS OF VERTICAL CURVES ON THE L TRACK VARY ACCORDINGLY (SLIGHTLY FROM THOSE ON THE R TRACK).

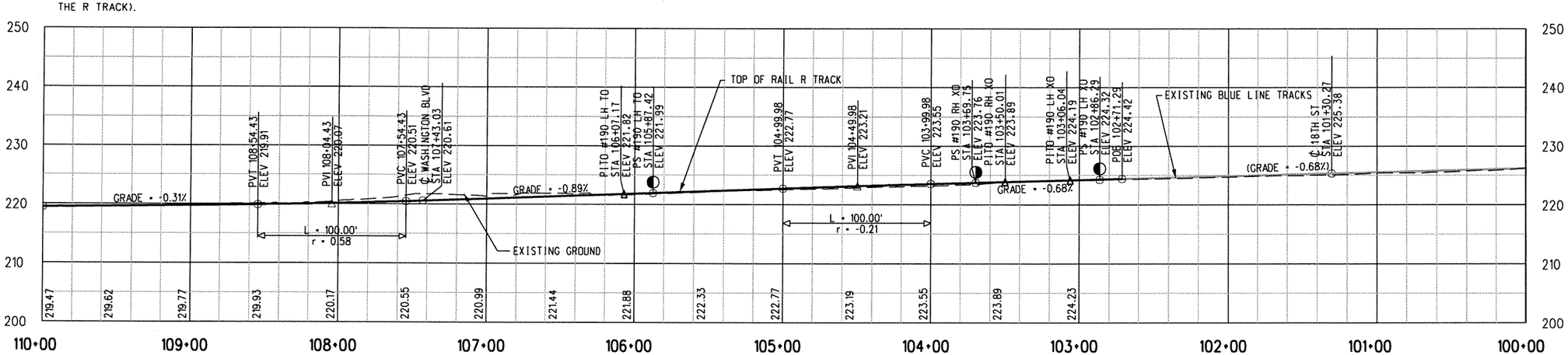

PROFILE

40' 20' 0 40' 80'
HORIZONTAL 1"=40'

10' 0 10' 20'
VERTICAL 1"=10'

PRELIMINARY - NOT FOR CONSTRUCTION

REV	DATE	BY	APP	REG NO	EXPIRES	SEAL HOLDER	DESCRIPTION
0	7/28/05	-	-	-	-		ISSUED FOR DESIGN BUILD RFP

DESIGNED BY N. CORNWELL
DRAWN BY R. LAYGO
CHECKED BY D.A. SEPULVEDA
IN CHARGE D.A. SEPULVEDA
DATE 2/2/04

Metro
LOS ANGELES COUNTY METROPOLITAN TRANSPORTATION AUTHORITY

DMJM HARRIS | AECOM
707 WILSHIRE BLVD. SUITE #3300
LOS ANGELES, CALIFORNIA 90017
TEL (213) 922-9200
FAX (213) 922-9559

SUBMITTED
APPROVED

MID-CITY/EXPOSITION LRT CORRIDOR
FLOWER STREET
MAIN TRACKS
PLAN & PROFILE
STA 103+00 TO STA 110+00

CONTRACT NO E0016
DRAWING NO T-138A REV 0
SCALE HORIZ: 1"=40' VERT: 1"=10'
SHEET NO 407

Plotted by nathanc 08/01/2005 \\uala2dc01\projects\5843\001 cadd\track\sheet\seg1a\1138a.plg

Note: Per Section 4.6 of the FEIS/FEIR, all noise and vibration impacts have been mitigated to levels that meet FTA noise and vibration impact criteria.

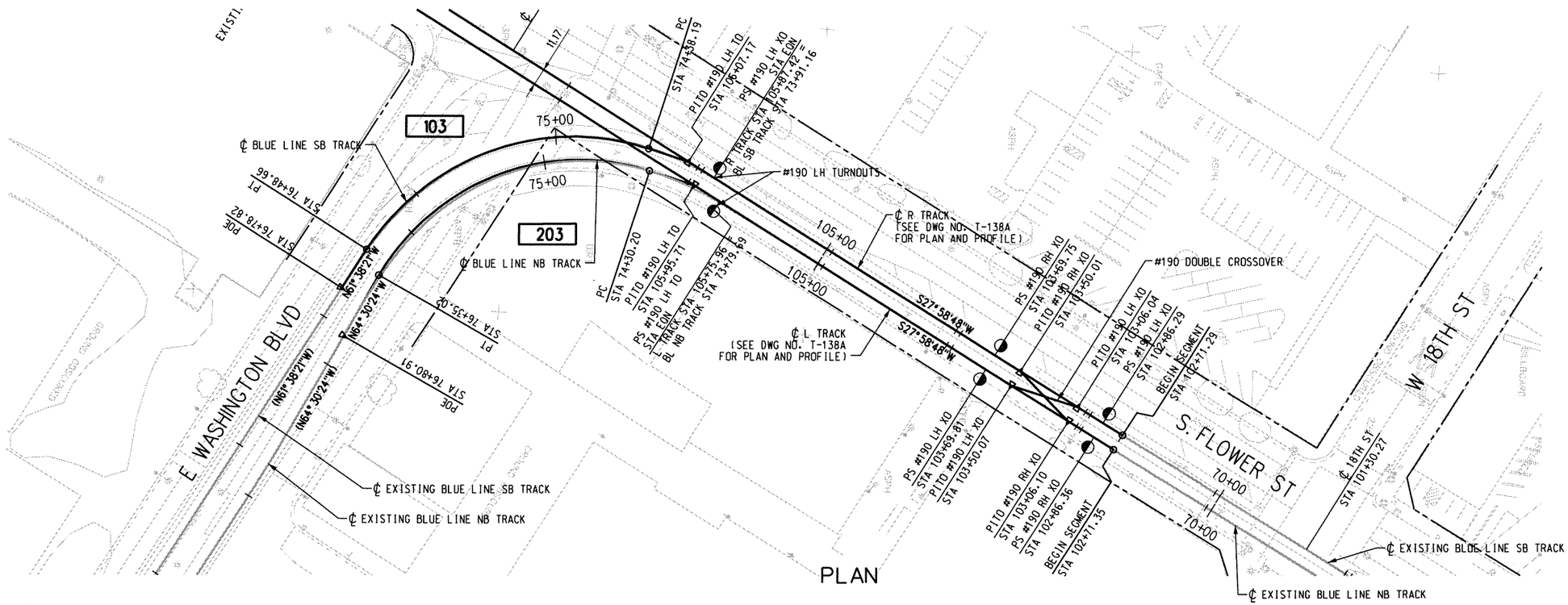

NOTE:

TOP OF RAIL ELEVATIONS OF THE NB TRACK TO BE EQUAL TO THE SB TRACK AT POINTS OPPOSITE, PERPENDICULAR, AND RADIAL. GRADIENTS AND LENGTHS OF VERTICAL CURVES ON THE NB TRACK VARY ACCORDINGLY (SLIGHTLY FROM THOSE ON THE SB TRACK).

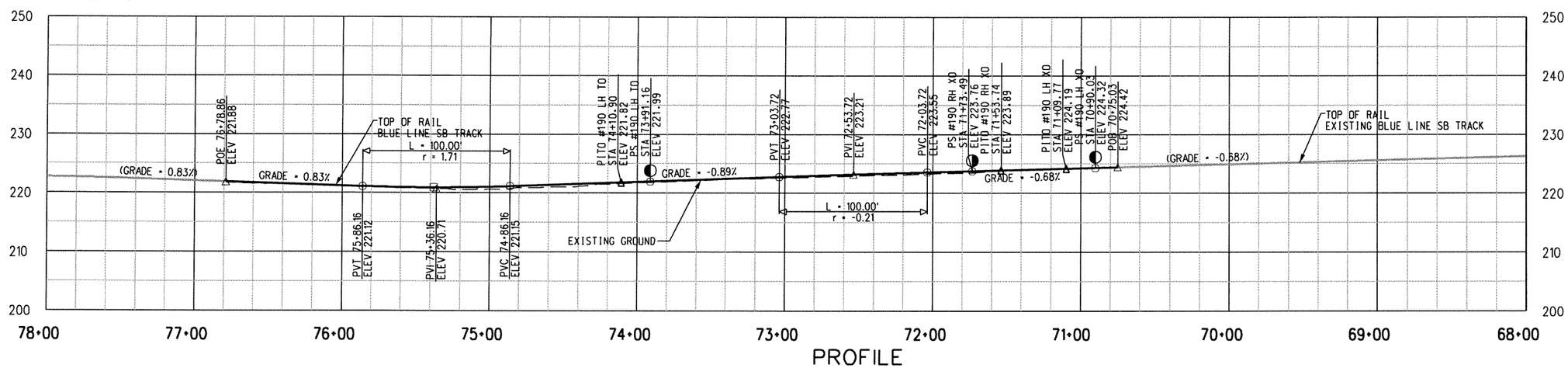

PROFILE

PRELIMINARY - NOT FOR CONSTRUCTION

REV	DATE	BY	APP	REG NO	EXPIRES	SEAL HOLDER	DESCRIPTION
0	7/28/05	-	-	-	-		ISSUED FOR DESIGN BUILD RFP

DESIGNED BY N. CORNWELL
DRAWN BY R. LAYGO
CHECKED BY D.A. SEPULVEDA
IN CHARGE D.A. SEPULVEDA
DATE 2/2/04

Metro LOS ANGELES COUNTY METROPOLITAN TRANSPORTATION AUTHORITY

DMJM HARRIS | AECOM
707 WILSHIRE BLVD., SUITE #3300
LOS ANGELES, CALIFORNIA 90017
TEL (213) 922-9200
FAX (213) 922-9559

SUBMITTED
APPROVED

MID-CITY/EXPOSITION LRT CORRIDOR
FLOWER STREET
BLUE LINE TRACKS
PLAN & PROFILE
STA 68+00 TO STA 78+00

CONTRACT NO E0016
DRAWING NO T-139A REV 0
SCALE HORIZ: 1"=40' VERT: 1"=10'
SHEET NO 408

Plotted by: nathanc 08/01/2005 * \\usla26c01\projects\5843\001 cadd\track\sheet\segla\t139a.plg

Note: Per Section 4.6 of the FEIS/FEIR, all noise and vibration impacts have been mitigated to levels that meet FTA noise and vibration impact criteria.

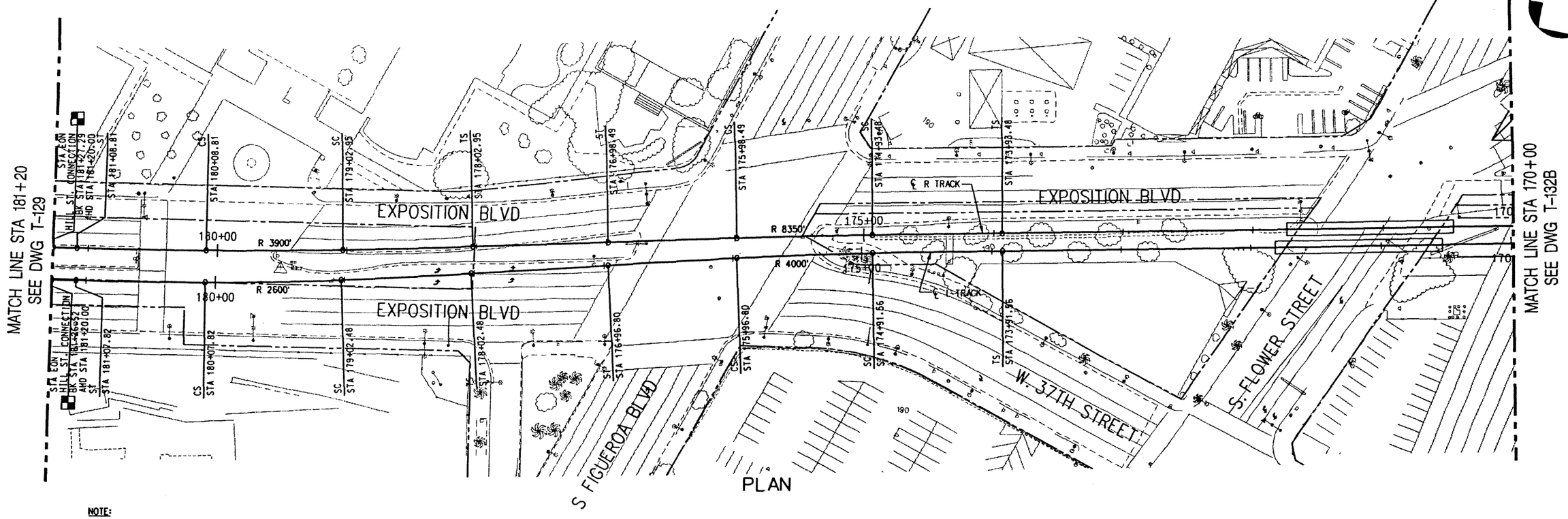

PLAN

NOTE:

TOP OF RAIL ELEVATIONS OF THE L TRACK TO BE EQUAL TO THE R TRACK AT POINTS OPPOSITE, PERPENDICULAR, AND RADIALLY. GRADIANTS AND LENGTHS OF VERTICAL CURVES ON THE L TRACK VARY ACCORDINGLY (SLIGHTLY, FROM THOSE ON THE R TRACK).

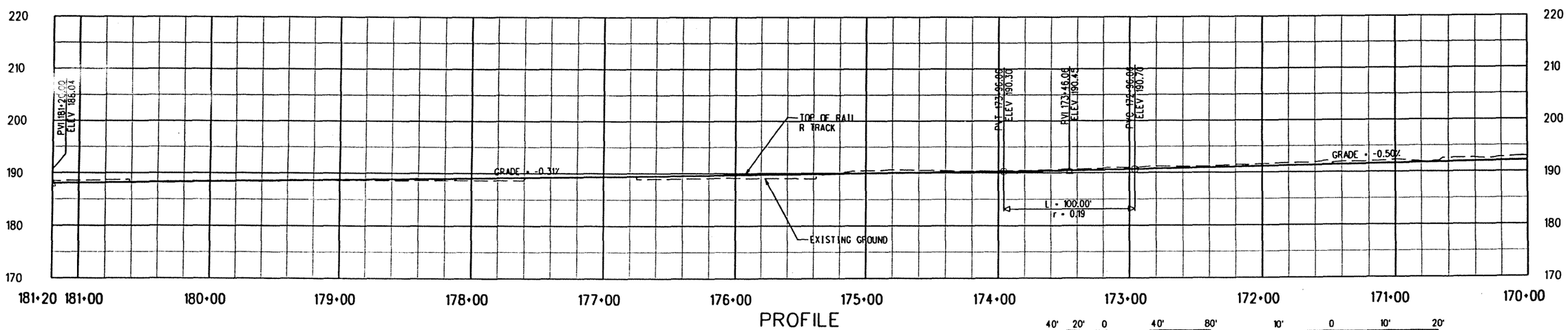

PROFILE

HORIZONTAL 1"=40'

VERTICAL 1"=10'

PRELIMINARY - NOT FOR CONSTRUCTION

REV	DATE	BY	APP	REG NO	EXPIRES	SEAL HOLDER	DESCRIPTION
A	2/2/04						DESIGN DRAWINGS

DESIGNED BY C. DAVIS
DRAWN BY C. DAVIS
CHECKED BY D.A. SEPULVEDA
IN CHARGE D.A. SEPULVEDA
DATE 2/2/04

LOS ANGELES COUNTY METROPOLITAN TRANSPORTATION AUTHORITY

DMJM HARRIS an AECOM COMPANY
707 WILSHIRE BLVD, SUITE 4300
LOS ANGELES, CALIFORNIA 90017
TEL (213) 922-9200
FAX (213) 922-9558

SUBMITTED
APPROVED

MID-CITY/EXPOSITION LRT CORRIDOR
HILL STREET
MAIN TRACKS
PLAN AND PROFILE
STA 170+00 TO STA 181+20

CONTRACT NO E0016
DRAWING NO T-131B
REV A
SCALE HORIZ: 1"=40' VERT: 1"=10'
SHEET NO

Plotted by: edeon1 02/18/2004 \\uea2dc07\projects\3843\001 cadd\track\sheet\seg3\t131b.dgn

Note: Per Section 4.6 of the FEIS/FEIR, all noise and vibration impacts have been mitigated to levels that meet FTA noise and vibration impact criteria.

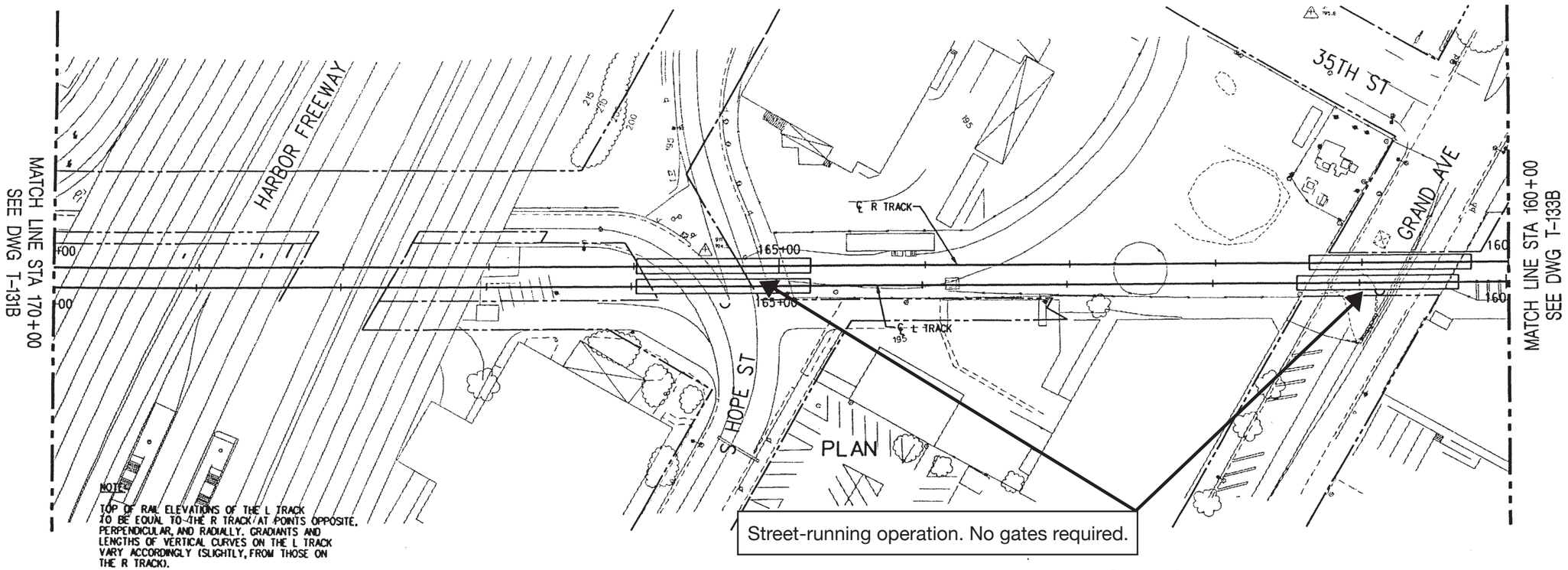

NOTE:
TOP OF RAIL ELEVATIONS OF THE L TRACK TO BE EQUAL TO THE R TRACK AT POINTS OPPOSITE, PERPENDICULAR, AND RADIALLY. GRADIANTS AND LENGTHS OF VERTICAL CURVES ON THE L TRACK VARY ACCORDINGLY (SLIGHTLY, FROM THOSE ON THE R TRACK).

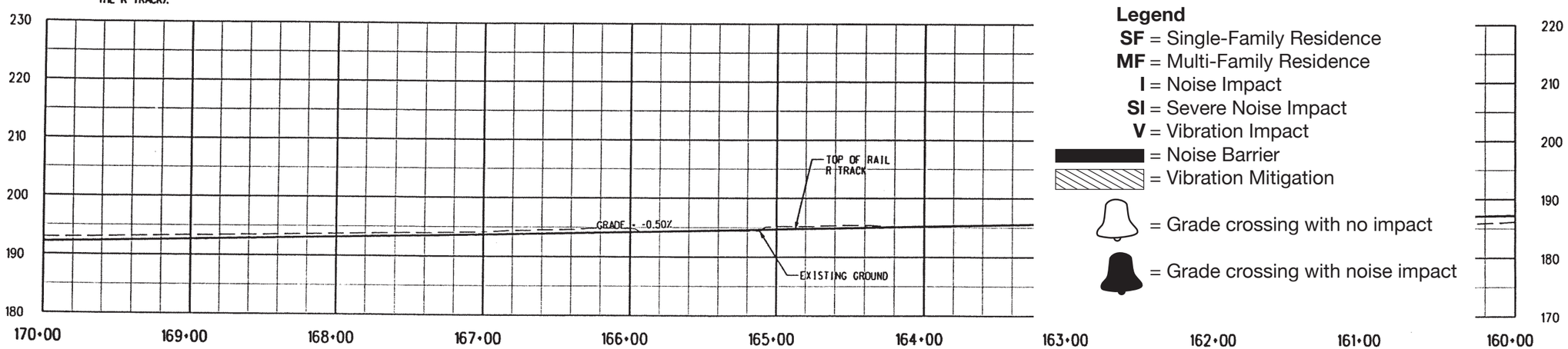

Legend

- **SF** = Single-Family Residence
- **MF** = Multi-Family Residence
- **I** = Noise Impact
- **SI** = Severe Noise Impact
- **V** = Vibration Impact
- = Noise Barrier
- = Vibration Mitigation
- = Grade crossing with no impact
- = Grade crossing with noise impact

HORIZONTAL 1"=40' (40' 20' 0 40' 80')

VERTICAL 1"=10' (10' 0 10' 20')

PRELIMINARY - NOT FOR CONSTRUCTION

REV	DATE	BY	APP	REG NO	EXPIRES	SEAL HOLDER	DESCRIPTION
A	2/2/2004						DESIGN DRAWINGS

DESIGNED BY C. DAVIS
DRAWN BY C. DAVIS
CHECKED BY D.A. SEPULVEDA
IN CHARGE D.A. SEPULVEDA
DATE 2/2/2004

LOS ANGELES COUNTY METROPOLITAN TRANSPORTATION AUTHORITY

DMJM HARRIS an AECOM company
707 WILSHIRE BLVD, SUITE 4300
LOS ANGELES, CALIFORNIA 90017
TEL (213) 922-9200
FAX (213) 922-9559

SUBMITTED
APPROVED

MID-CITY/EXPOSITION LRT CORRIDOR
HILL STREET
MAIN TRACKS
PLAN AND PROFILE
STA 160+00 TO STA 170+00

CONTRACT NO E0016
DRAWING NO T-132B REV A
SCALE HORIZ: 1"=40' VERT: 1"=10'
SHEET NO

Note: Per Section 4.6 of the FEIS/FEIR, all noise and vibration impacts have been mitigated to levels that meet FTA noise and vibration impact criteria.

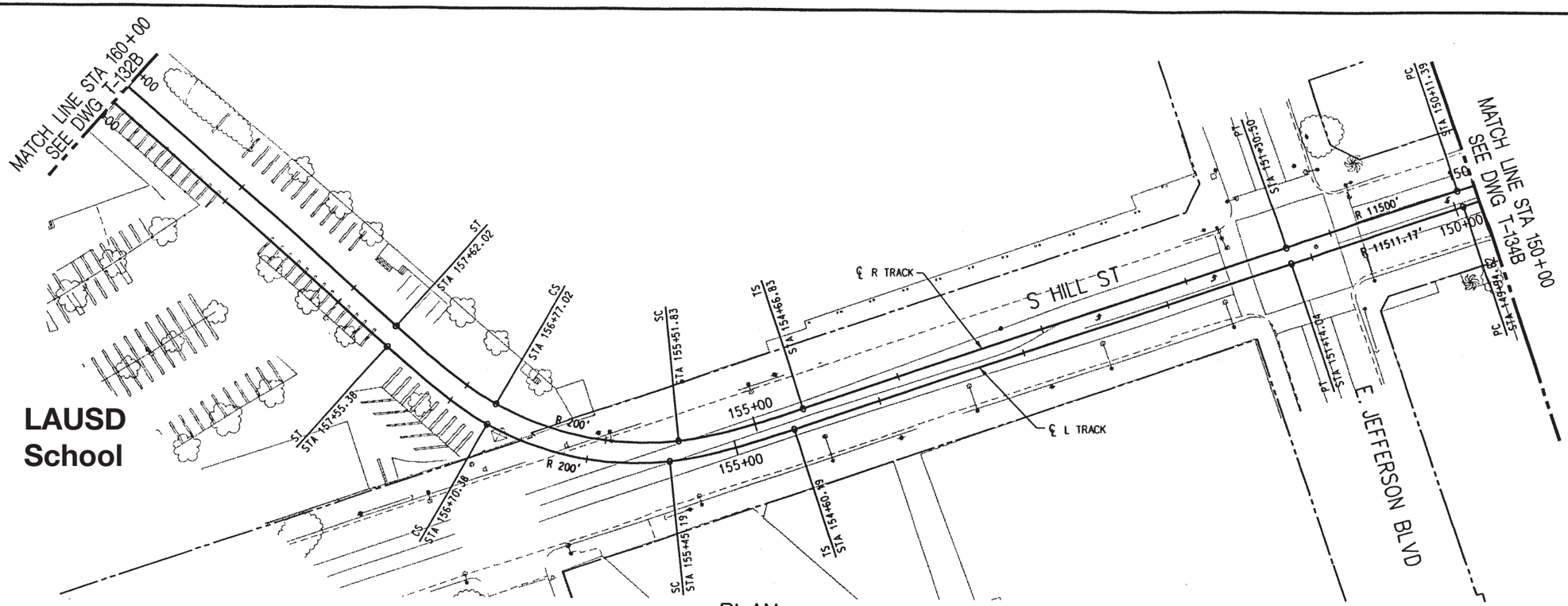

PLAN

NOTE:

TOP OF RAIL ELEVATIONS OF THE L TRACK TO BE EQUAL TO THE R TRACK AT POINTS OPPOSITE, PERPENDICULAR, AND RADIALLY. GRADIENTS AND LENGTHS OF VERTICAL CURVES ON THE L TRACK VARY ACCORDINGLY (SLIGHTLY FROM THOSE ON THE R TRACK).

Legend

- **SF** = Single-Family Residence
- **MF** = Multi-Family Residence
- **I** = Noise Impact
- **SI** = Severe Noise Impact
- **V** = Vibration Impact
- = Noise Barrier
- = Vibration Mitigation
- = Grade crossing with no impact
- = Grade crossing with noise impact

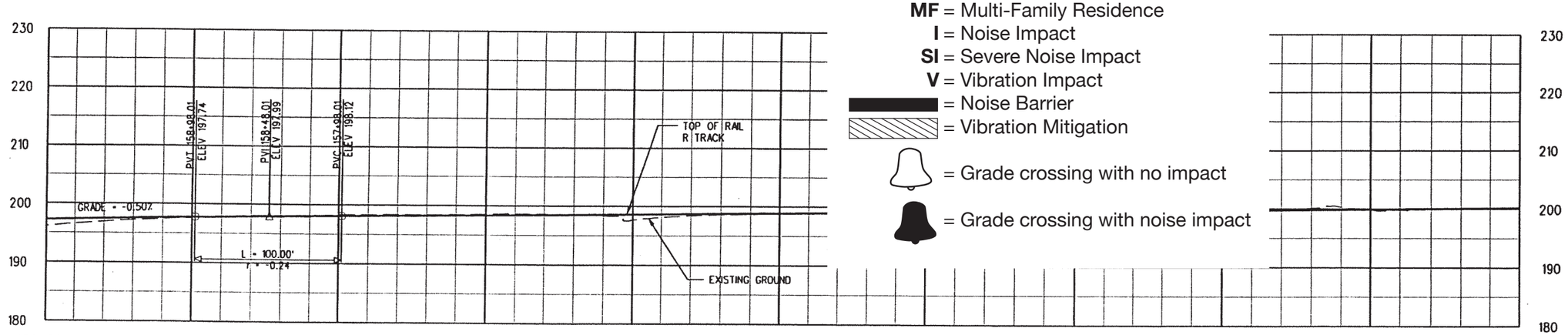

PROFILE

40' 20' 0 40' 80'
HORIZONTAL 1"=40'

10' 0 10' 20'
VERTICAL 1"=10'

PRELIMINARY - NOT FOR CONSTRUCTION

REV	DATE	BY	APP	REG NO	EXPIRES	SEAL HOLDER	DESCRIPTION
A	2/2/04						DESIGN DRAWINGS

DESIGNED BY C. DAVIS
DRAWN BY N. CORNWELL
CHECKED BY D.A. SEPULVEDA
IN CHARGE D.A. SEPULVEDA
DATE 2/2/04

LOS ANGELES COUNTY METROPOLITAN TRANSPORTATION AUTHORITY

DMJM HARRIS an AECOM company
707 WILSHIRE BLVD, SUITE 4300
LOS ANGELES, CALIFORNIA 90017
TEL (213) 922-8200
FAX (213) 922-9559

SUBMITTED
APPROVED

MID-CITY/EXPOSITION LRT CORRIDOR
HILL STREET
MAIN TRACKS
PLAN & PROFILE
STA 150+00 TO STA 160+00

CONTRACT NO E0016
DRAWING NO T-133B REV A
SCALE HORIZ: 1"=40' VERT: 1"=10'
SHEET NO

Plotted by: dalson]
02/19/2004
\\uwa2sc01\projects\5843\001 cadd\fresh\sheet\seg8\t133b.dwg

Note: Per Section 4.6 of the FEIS/FEIR, all noise and vibration impacts have been mitigated to levels that meet FTA noise and vibration impact criteria.

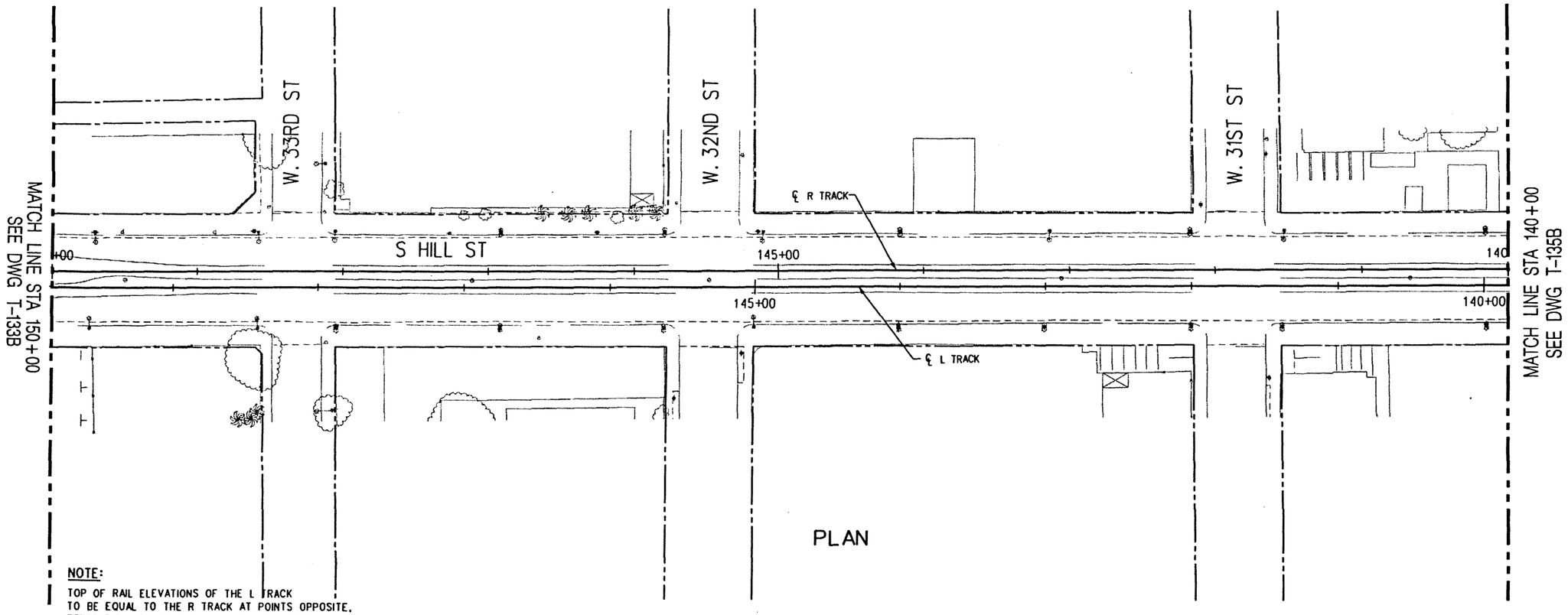

PLAN

NOTE:
TOP OF RAIL ELEVATIONS OF THE L TRACK TO BE EQUAL TO THE R TRACK AT POINTS OPPOSITE, PERPENDICULAR, AND RADIALLY. GRADIENTS AND LENGTHS OF VERTICAL CURVES ON THE L TRACK VARY ACCORDINGLY (SLIGHTLY FROM THOSE ON THE R TRACK).

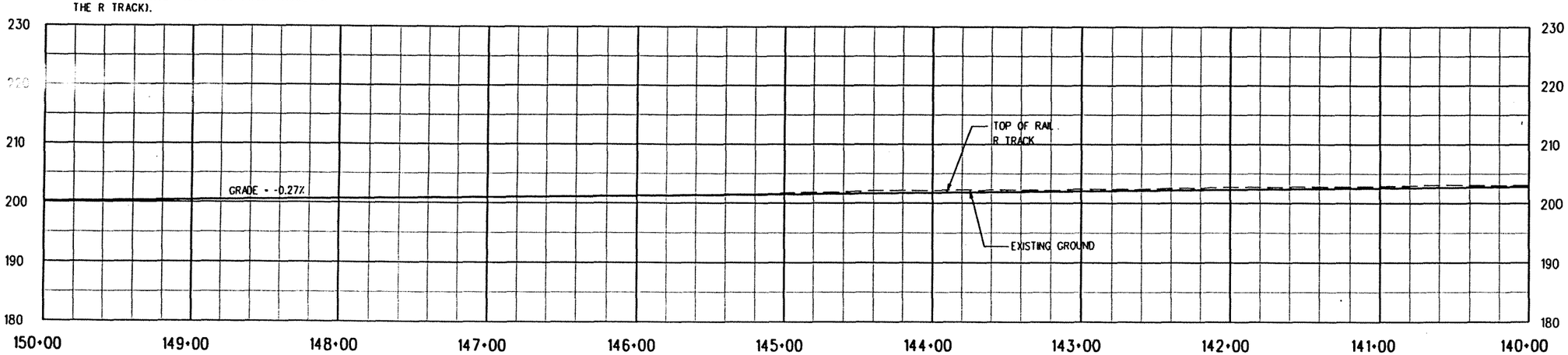

PROFILE

40' 20' 0 40' 80'
HORIZONTAL 1"=40'

10' 0 10' 20'
VERTICAL 1"=10'

PRELIMINARY - NOT FOR CONSTRUCTION

REV	DATE	BY	APP	REG NO	EXPIRES	SEAL HOLDER	DESCRIPTION
A	2/2/2004						DESIGN DRAWINGS

DESIGNED BY C. DAVIS
DRAWN BY C. DAVIS
CHECKED BY D.A. SEPULVEDA
IN CHARGE D.A. SEPULVEDA
DATE 2/2/04

LOS ANGELES COUNTY METROPOLITAN TRANSPORTATION AUTHORITY

DMJM HARRIS an AECOM company
707 WILSHIRE BLVD, SUITE 4300
LOS ANGELES, CALIFORNIA 90017
TEL (213) 922-9200
FAX (213) 922-9559

SUBMITTED
APPROVED

MID-CITY/EXPOSITION LRT CORRIDOR
HILL STREET
MAIN TRACKS
PLAN AND PROFILE
STA 140+00 TO STA 150+00

CONTRACT NO E0016
DRAWING NO T-134B
REV A
SCALE HORIZ: 1"=40' VERT: 1"=10'
SHEET NO

\\usa26c01\projects\5843\001 cadd\track\sheet\segB\t134b.dgn
02/19/2004
Plotted by: delson)

Note: Per Section 4.6 of the FEIS/FEIR, all noise and vibration impacts have been mitigated to levels that meet FTA noise and vibration impact criteria.

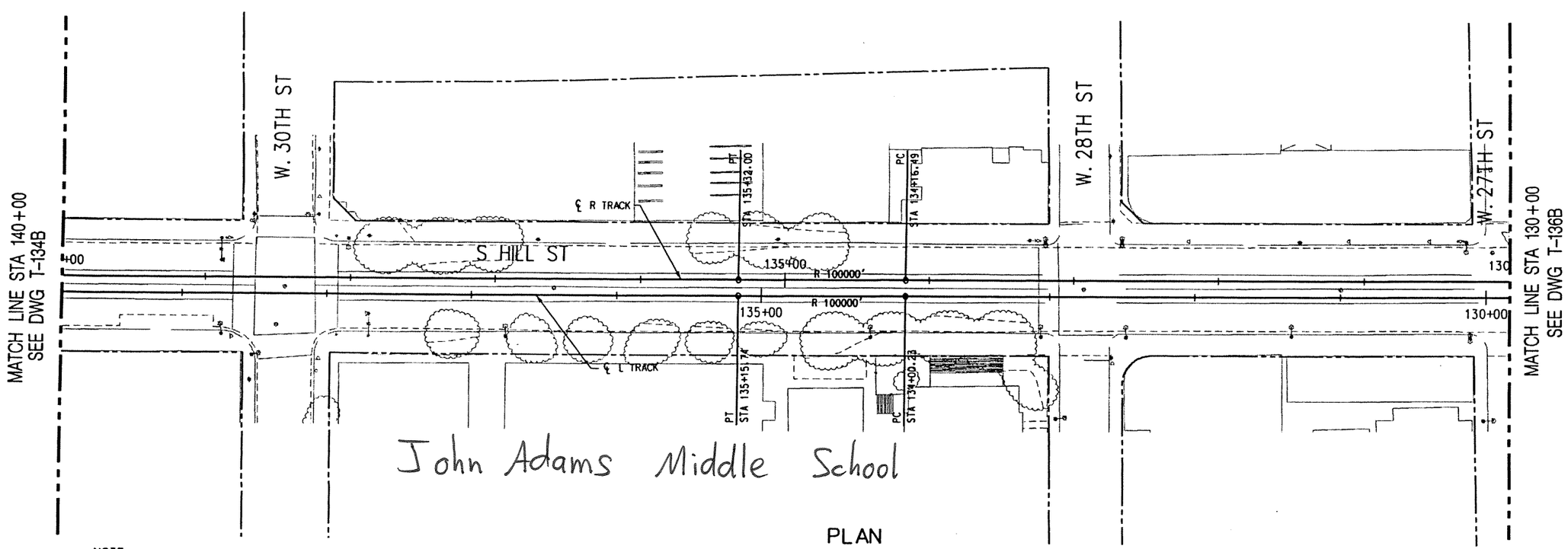

PLAN

NOTE:

TOP OF RAIL ELEVATIONS OF THE L TRACK TO BE EQUAL TO THE R TRACK AT POINTS OPPOSITE, PERPENDICULAR, AND RADIALLY. GRADIENTS AND LENGTHS OF VERTICAL CURVES ON THE L TRACK VARY ACCORDINGLY (SLIGHTLY FROM THOSE ON THE R TRACK).

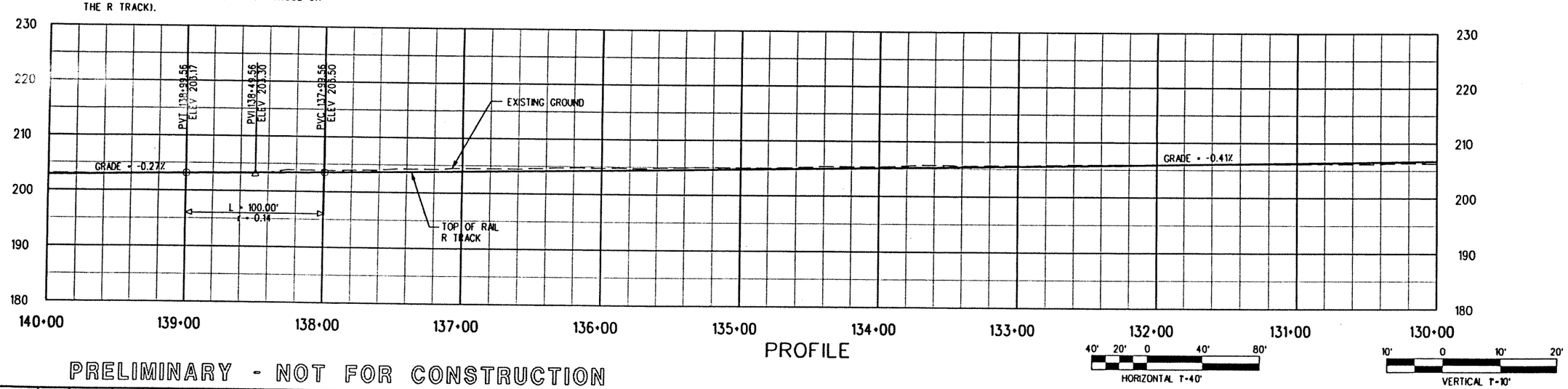

PROFILE

HORIZONTAL 1"=40'

VERTICAL 1"=10'

PRELIMINARY - NOT FOR CONSTRUCTION

REV	DATE	BY	APP	REG NO	EXPIRES	SEAL HOLDER	DESCRIPTION
A	2/2/04						DESIGN DRAWINGS

DESIGNED BY C. DAVIS
DRAWN BY N. CORNWELL
CHECKED BY D.A. SEPULVEDA
IN CHARGE D.A. SEPULVEDA
DATE 2/2/04

LOS ANGELES COUNTY METROPOLITAN TRANSPORTATION AUTHORITY

DMJM HARRIS an AECOM company
707 WILSHIRE BLVD, SUITE 4300
LOS ANGELES, CALIFORNIA 90017
TEL (213) 922-9200
FAX (213) 922-9559

SUBMITTED
APPROVED

MID-CITY/EXPOSITION LRT CORRIDOR
HILL STREET
MAIN TRACKS
PLAN & PROFILE
STA 130+00 TO STA 140+00

CONTRACT NO E0016
DRAWING NO T-135B REV A
SCALE HORIZ: 1"=40' VERT: 1"=10'
SHEET NO

Plotted by: dellson
02/19/2004
\\uwa2c01\projects\5843\001 cadd\track\wheel\seg B\t135b.dgn

Note: Per Section 4.6 of the FEIS/FEIR, all noise and vibration impacts have been mitigated to levels that meet FTA noise and vibration impact criteria.

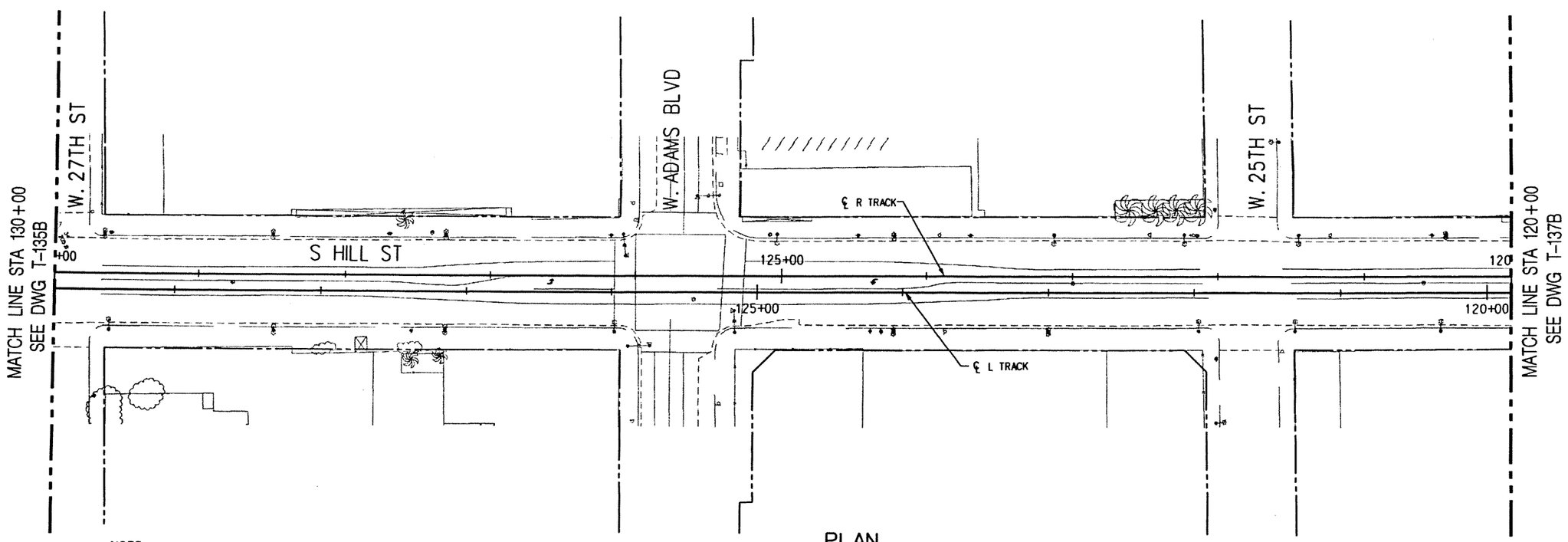

PLAN

NOTE:

TOP OF RAIL ELEVATIONS OF THE L TRACK TO BE EQUAL TO THE R TRACK AT POINTS OPPOSITE, PERPENDICULAR, AND RADIALLY. GRADIENTS AND LENGTHS OF VERTICAL CURVES ON THE L TRACK VARY ACCORDINGLY (SLIGHTLY FROM THOSE ON THE R TRACK).

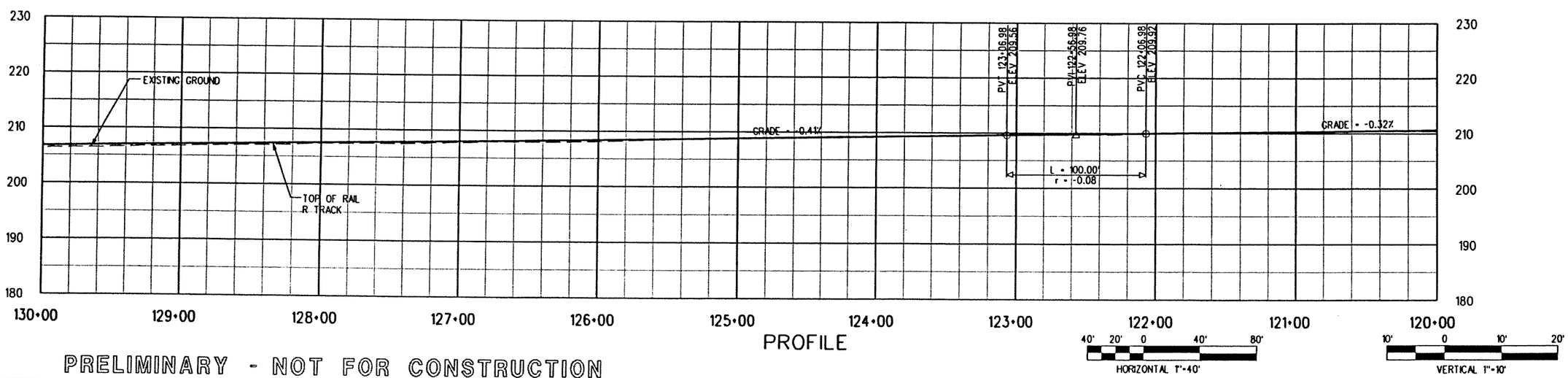

PROFILE

HORIZONTAL 1"=40'

VERTICAL 1"=10'

PRELIMINARY - NOT FOR CONSTRUCTION

REV	DATE	BY	APP	REG NO	EXPIRES	SEAL HOLDER	DESCRIPTION
A	2/2/04						DESIGN DRAWINGS

DESIGNED BY C. DAVIS
DRAWN BY N. CORNWELL
CHECKED BY D.A. SEPULVEDA
IN CHARGE D.A. SEPULVEDA
DATE 2/2/04

LOS ANGELES COUNTY METROPOLITAN TRANSPORTATION AUTHORITY

DMJM HARRIS an AECOM company
707 WILSHIRE BLVD, SUITE 4300
LOS ANGELES, CALIFORNIA 90017
TEL (213) 922-9200
FAX (213) 922-9559

SUBMITTED
APPROVED

MID-CITY/EXPOSITION LRT CORRIDOR
HILL STREET
MAIN TRACKS
PLAN & PROFILE
STA 120+00 TO STA 130+00

CONTRACT NO E0016
DRAWING NO T-136B REV A
SCALE HORIZ: 1"=40' VERT: 1"=10'
SHEET NO

Plotted by deleon

02/19/2004 \\uea62e01\projects\35433\001 cadd\track\sheet\eng\b\t135b.dgn

Note: Per Section 4.6 of the FEIS/FEIR, all noise and vibration impacts have been mitigated to levels that meet FTA noise and vibration impact criteria.

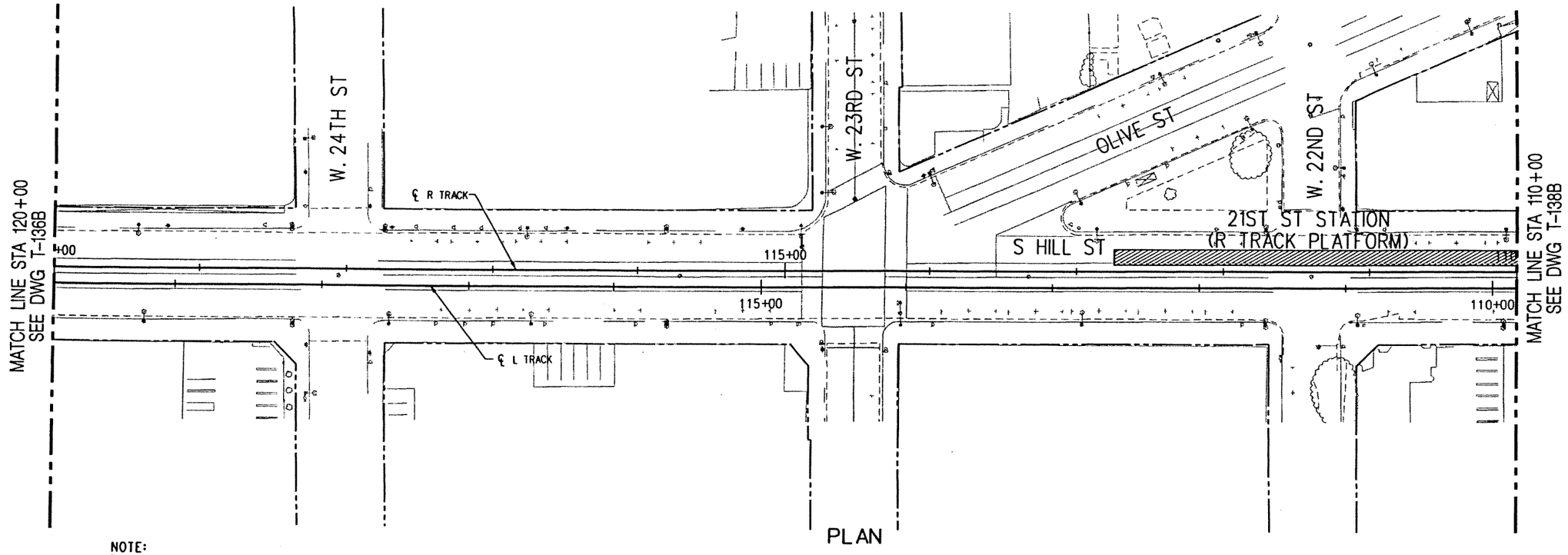

PLAN

NOTE:

TOP OF RAIL ELEVATIONS OF THE L TRACK TO BE EQUAL TO THE R TRACK AT POINTS OPPOSITE, PERPENDICULAR, AND RADIALLY. GRADIENTS AND LENGTHS OF VERTICAL CURVES ON THE L TRACK VARY ACCORDINGLY (SLIGHTLY FROM THOSE ON THE R TRACK).

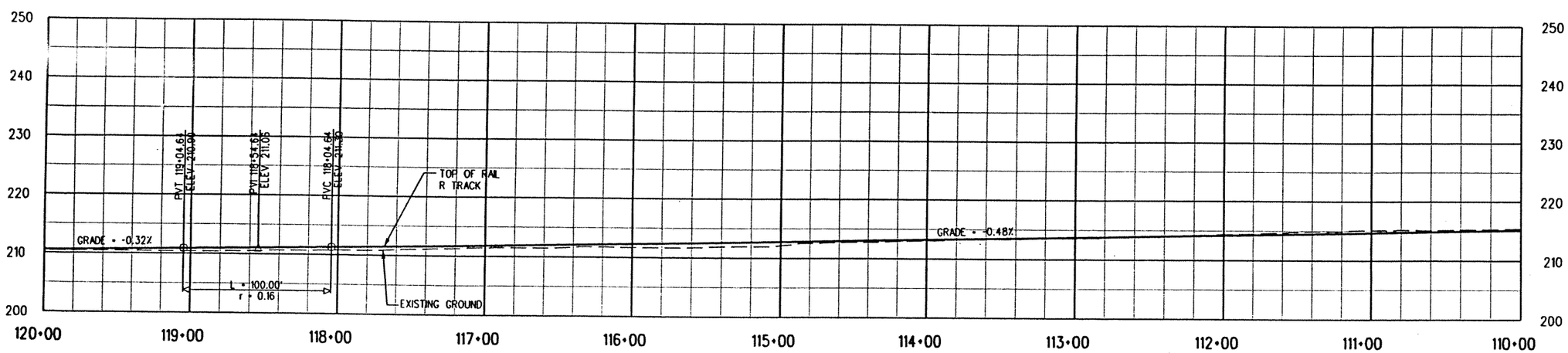

PROFILE

40' 20' 0 40' 80'
HORIZONTAL 1"=40'

10' 0 10' 20'
VERTICAL 1"=10'

PRELIMINARY - NOT FOR CONSTRUCTION

REV	DATE	BY	APP	REG NO	EXPIRES	SEAL HOLDER	DESCRIPTION
A	2/2/04						DESIGN DRAWINGS

DESIGNED BY C. DAVIS
DRAWN BY N. CORNWELL
CHECKED BY D.A. SEPULVEDA
IN CHARGE D.A. SEPULVEDA
DATE 2/2/04

LOS ANGELES COUNTY METROPOLITAN TRANSPORTATION AUTHORITY

DMJM HARRIS an AECOM company
707 WILSHIRE BLVD, SUITE 4300
LOS ANGELES, CALIFORNIA 90017
TEL (213) 922-9200
FAX (213) 922-9559

SUBMITTED
APPROVED

MID-CITY/EXPOSITION LRT CORRIDOR
HILL STREET
MAIN TRACKS
PLAN & PROFILE
STA 110+00 TO STA 120+00

CONTRACT NO E0016
DRAWING NO T-137B REV A
SCALE HORIZ: 1"=40' VERT: 1"=10'
SHEET NO

02/19/2004 \\uwd2e01\projects\3843\001 east\track\sheet\seg8\t137b.dgn Plotted by: dalson]

Note: Per Section 4.6 of the FEIS/FEIR, all noise and vibration impacts have been mitigated to levels that meet FTA noise and vibration impact criteria.

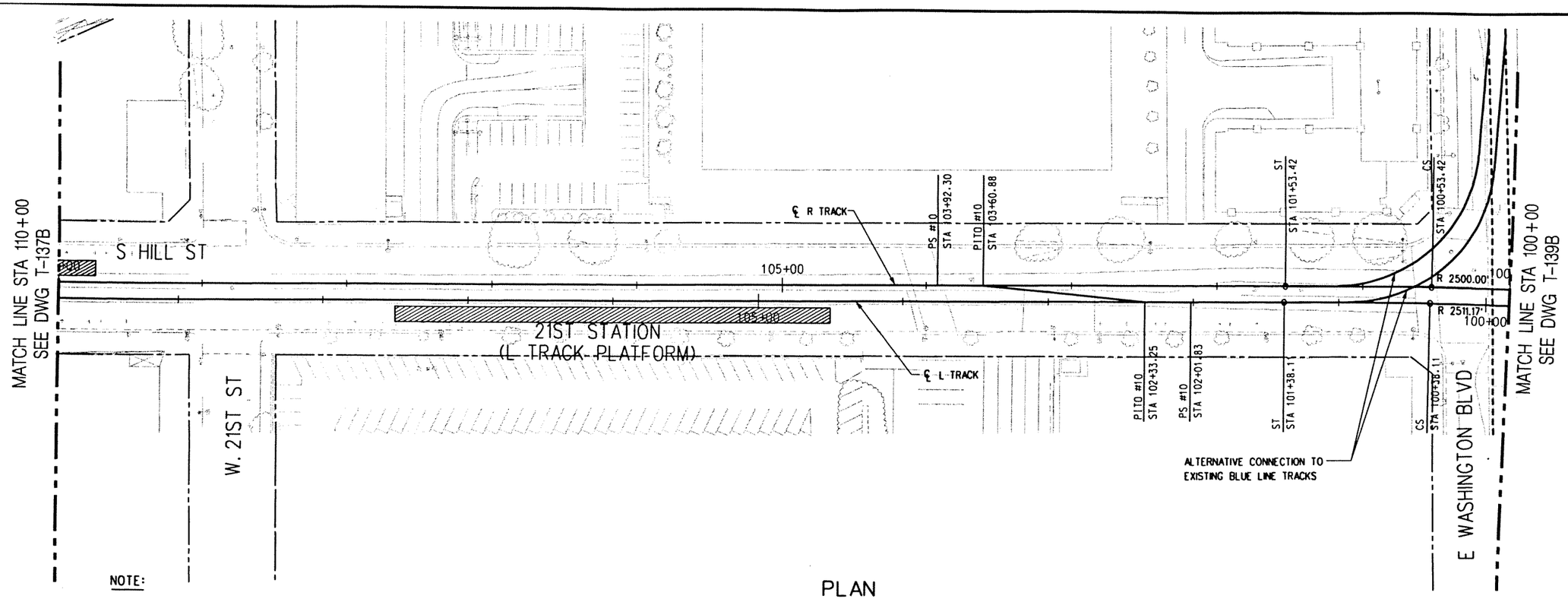

PLAN

NOTE:

TOP OF RAIL ELEVATIONS OF THE L TRACK TO BE EQUAL TO THE R TRACK AT POINTS OPPOSITE, PERPENDICULAR, AND RADIALLY. GRADIENTS AND LENGTHS OF VERTICAL CURVES ON THE L TRACK VARY ACCORDINGLY (SLIGHTLY FROM THOSE ON THE R TRACK).

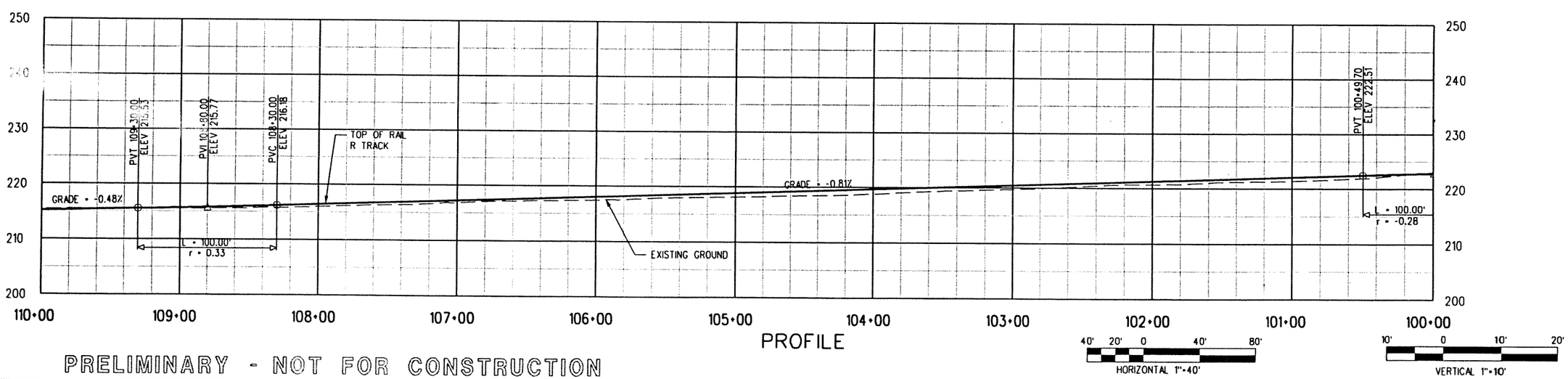

PROFILE

HORIZONTAL 1"=40'

VERTICAL 1"=10'

PRELIMINARY - NOT FOR CONSTRUCTION

REV	DATE	BY	APP	REG NO	EXPIRES	SEAL HOLDER	DESCRIPTION
A	2/2/04						DESIGN DRAWINGS

DESIGNED BY C. DAVIS
DRAWN BY R. LAYGO
CHECKED BY D.A. SEPULVEDA
IN CHARGE D.A. SEPULVEDA
DATE 2/2/04

LOS ANGELES COUNTY METROPOLITAN TRANSPORTATION AUTHORITY

DMJM HARRIS AN AECOM COMPANY
707 WILSHIRE BLVD, SUITE 4300
LOS ANGELES, CALIFORNIA 90017
TEL (213) 922-9200
FAX (213) 922-9559

SUBMITTED
APPROVED

MID-CITY/EXPOSITION LRT CORRIDOR
HILL STREET
MAIN TRACKS
PLAN & PROFILE
STA 100+00 TO STA 110+00

CONTRACT NO E0016
DRAWING NO T-138B REV A
SCALE HORIZ: 1"=40' VERT: 1"=10'
SHEET NO

P:\5843\001 CADD\Track\Sheet\seq0\T138b.plg
02/19/2004
Plotted by: DAVISC

Note: Per Section 4.6 of the FEIS/FEIR, all noise and vibration impacts have been mitigated to levels that meet FTA noise and vibration impact criteria.

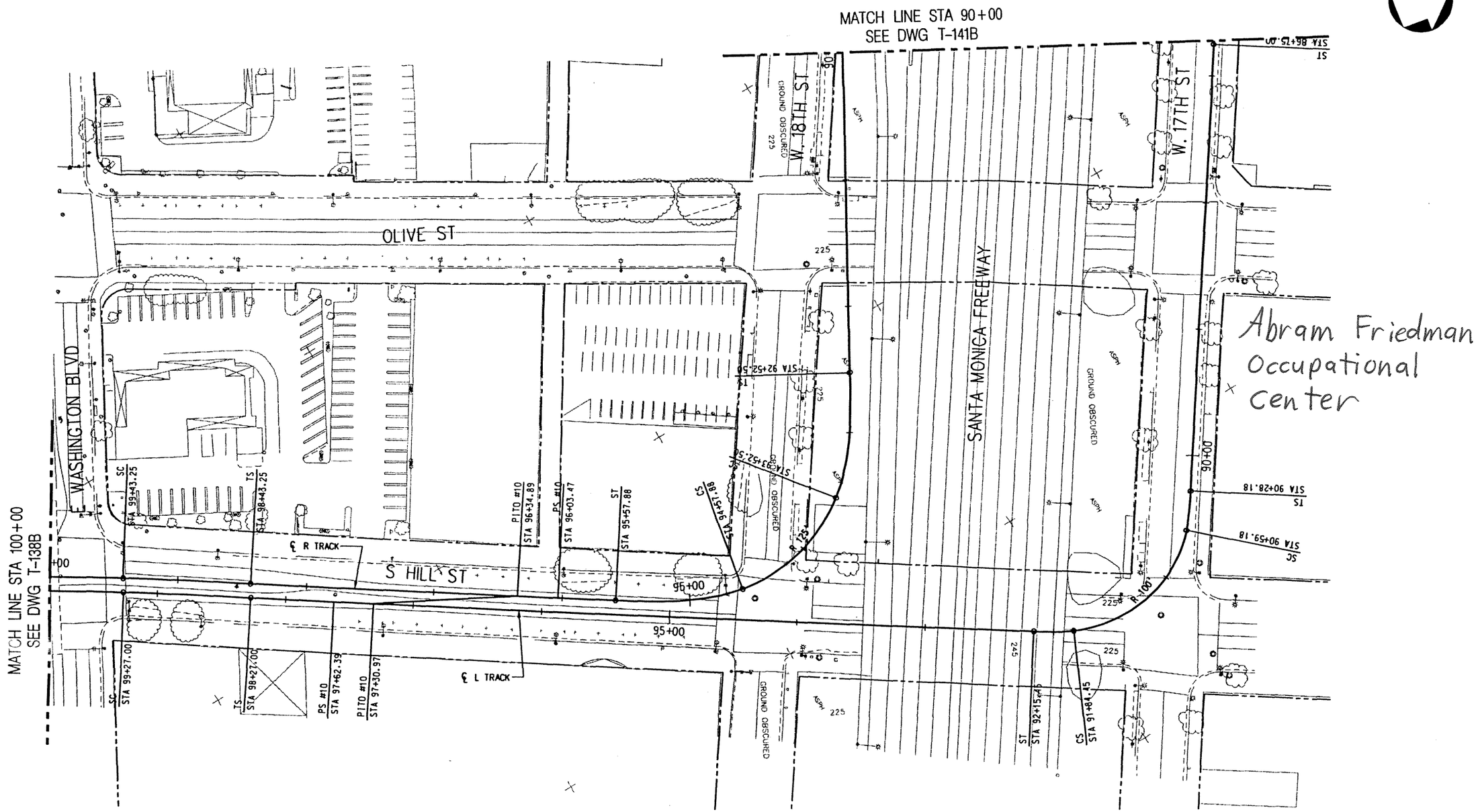

NOTE:
FOR PROFILES SEE DWG NOS T-140B AND T-142B.

40' 20' 0 40' 80'

PRELIMINARY - NOT FOR CONSTRUCTION

REV	DATE	BY	APP	REG NO	EXPIRES	SEAL HOLDER	DESCRIPTION
A	2/2/04						DESIGN DRAWINGS

DESIGNED BY C. DAVIS
DRAWN BY R. LAYGO
CHECKED BY D.A. SEPULVEDA
IN CHARGE D.A. SEPULVEDA
DATE 2/2/04

LOS ANGELES COUNTY METROPOLITAN TRANSPORTATION AUTHORITY

DMJM HARRIS an AECOM company
707 WILSHIRE BLVD, SUITE 4300
LOS ANGELES, CALIFORNIA 90017
TEL (213) 922-8200
FAX (213) 922-9359

SUBMITTED
APPROVED

MID-CITY/EXPOSITION LRT CORRIDOR
HILL STREET
MAIN TRACKS
PLAN
STA 90+00 TO STA 100+00

CONTRACT NO E0016
DRAWING NO T-139B
REV A
SCALE 1"=40'
SHEET NO

Plotted by: dzeen1 02/19/2004 \\uaa2ic01\projects\3843\001 cadd\rect\sheet\segb\t139b.dwg

Note: Per Section 4.6 of the FEIS/FEIR, all noise and vibration impacts have been mitigated to levels that meet FTA noise and vibration impact criteria.

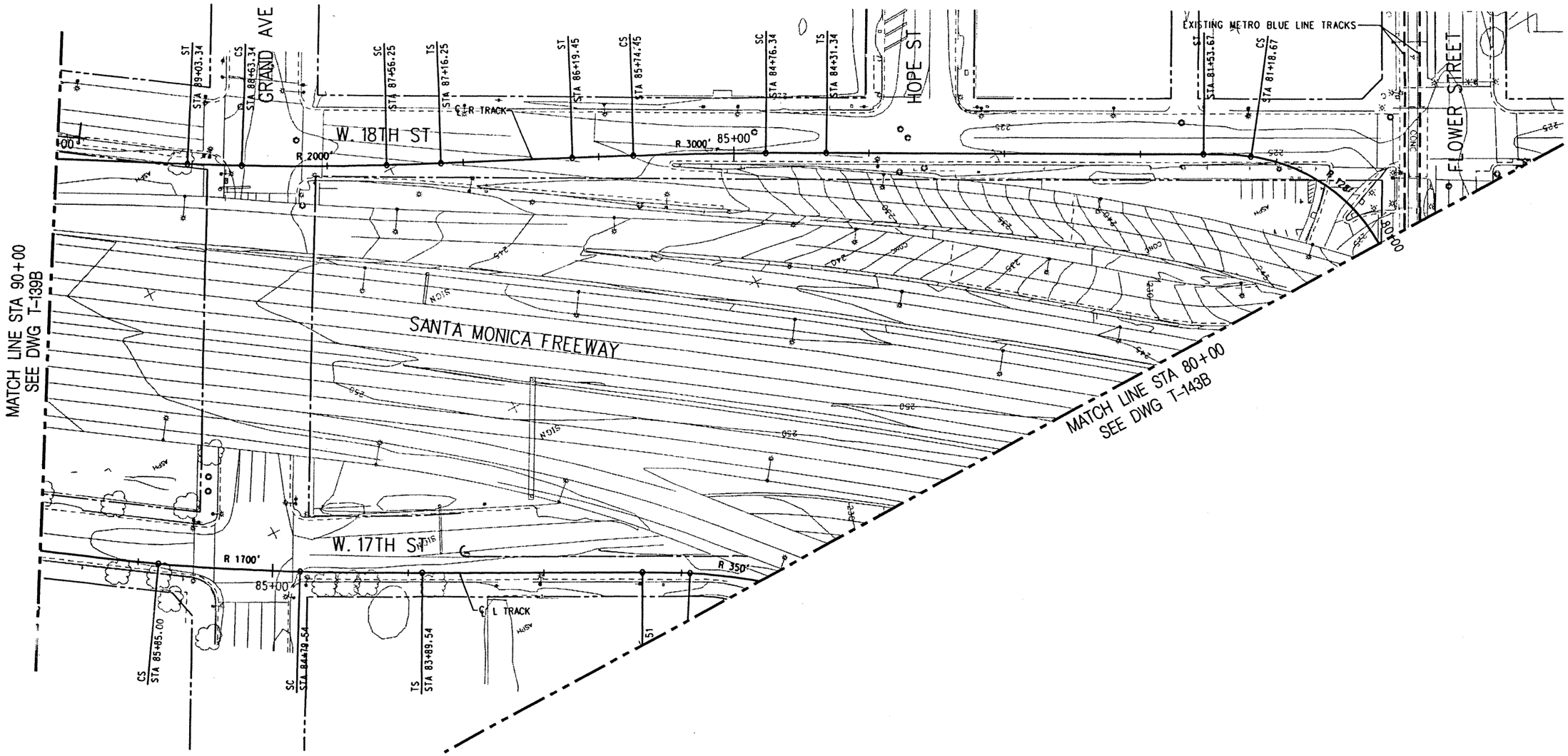

PRELIMINARY - NOT FOR CONSTRUCTION

NOTE:

FOR PROFILES SEE DWG NOS T-140B AND T-142B.

40' 20' 0 40' 80'

REV	DATE	BY	APP	REG NO	EXPIRES	SEAL HOLDER	DESCRIPTION
A	2/2/04						DESIGN DRAWINGS

DESIGNED BY C. DAVIS
DRAWN BY N. CORNWELL
CHECKED BY D.A. SEPULVEDA
IN CHARGE D.A. SEPULVEDA
DATE 2/2/04

LOS ANGELES COUNTY METROPOLITAN TRANSPORTATION AUTHORITY

DMJM HARRIS an AECOM COMPANY
707 WILSHIRE BLVD, SUITE 4300
LOS ANGELES, CALIFORNIA 90017
TEL (213) 922-9200
FAX (213) 922-9559

SUBMITTED
APPROVED

MID-CITY/EXPOSITION LRT CORRIDOR
HILL STREET
MAIN TRACKS
PLAN
STA 80+00 TO STA 90+00

CONTRACT NO E0016
DRAWING NO T-141B
REV A
SCALE 1" =40'-0"
SHEET NO

Plotted by: delson1 02/19/2004 \\wuhs2sc01\proj\jobs\3843\001 cadd\track\sheet\seq\b\t141b.dgn

Note: Per Section 4.6 of the FEIS/FEIR, all noise and vibration impacts have been mitigated to levels that meet FTA noise and vibration impact criteria.

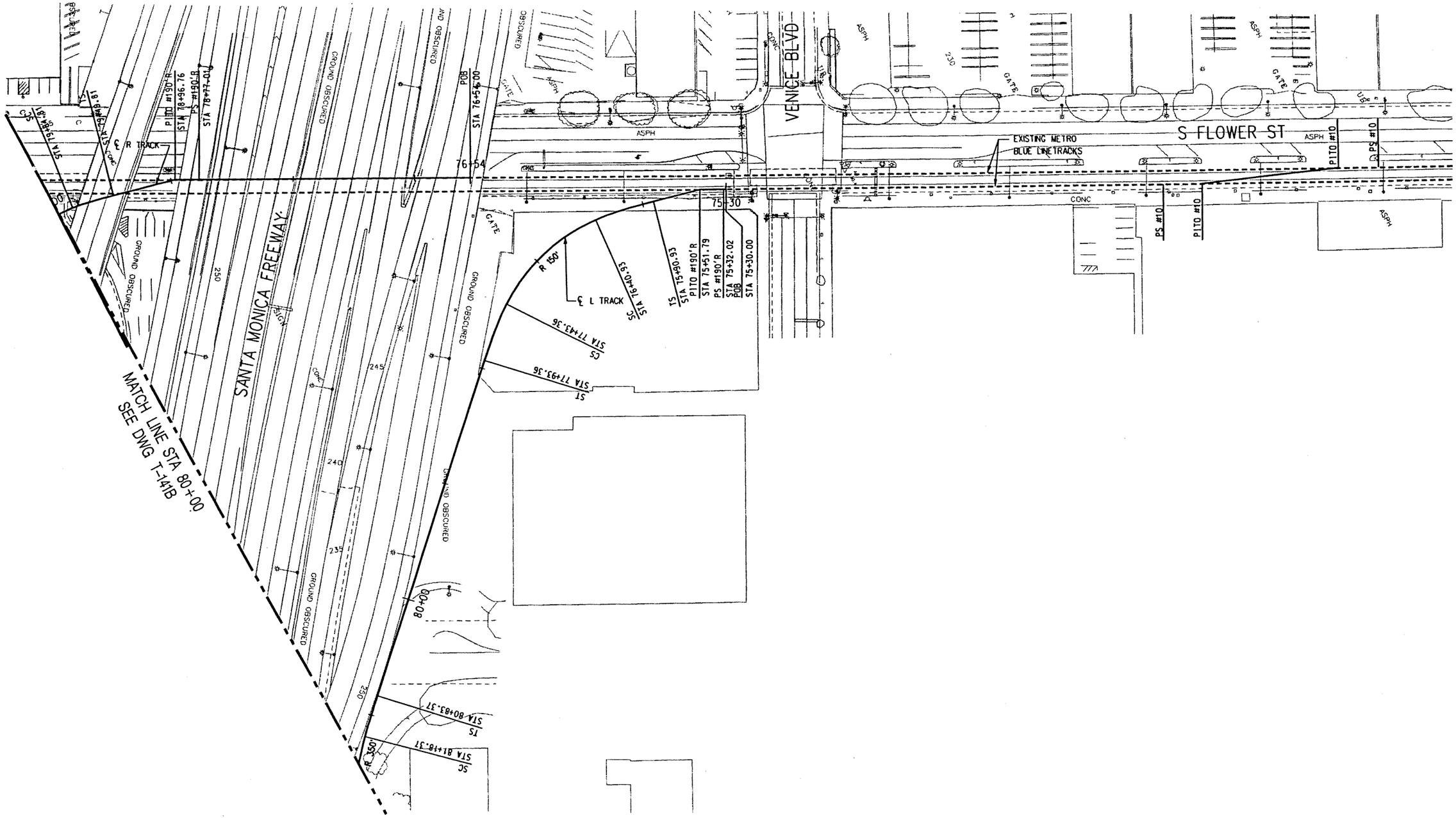

NOTE:

FOR PROFILES SEE DWG NO T-142B.

40' 20' 0 40' 80'

PRELIMINARY - NOT FOR CONSTRUCTION

REV	DATE	BY	APP	REC NO	EXPIRES	SEAL HOLDER	DESCRIPTION
A	2/2/2004						DESIGN DRAWINGS

DESIGNED BY C. DAVIS
DRAWN BY C. DAVIS
CHECKED BY D.A. SEPULVEDA
IN CHARGE D.A. SEPULVEDA
DATE 2/2/2004

LOS ANGELES COUNTY METROPOLITAN TRANSPORTATION AUTHORITY

DMJM HARRIS AN AECOM COMPANY
707 WILSHIRE BLVD, SUITE 4300
LOS ANGELES, CALIFORNIA 90017
TEL (213) 922-9200
FAX (213) 922-9559

SUBMITTED
APPROVED

MID-CITY/EXPOSITION LRT CORRIDOR
HILL STREET
MAIN TRACKS
PLAN
STA 76+54 TO STA 80+00

CONTRACT NO E0016
DRAWING NO T-143B REV A
SCALE 1" =40'
SHEET NO

Plotted by: dclean1 02/19/2004 \\uma26c01\projects\5B43\001 cadd\track\sheet\seg B\143B.dgn

Note: Per Section 4.6 of the FEIS/FEIR, all noise and vibration impacts have been mitigated to levels that meet FTA noise and vibration impact criteria.

ROW OPTION

Legend

SF = Single-Family Residence
MF = Multi-Family Residence
I = Noise Impact
SI = Severe Noise Impact
V = Vibration Impact
= Noise Barrier
= Vibration Mitigation
= Grade crossing with no impact
= Grade crossing with noise impact

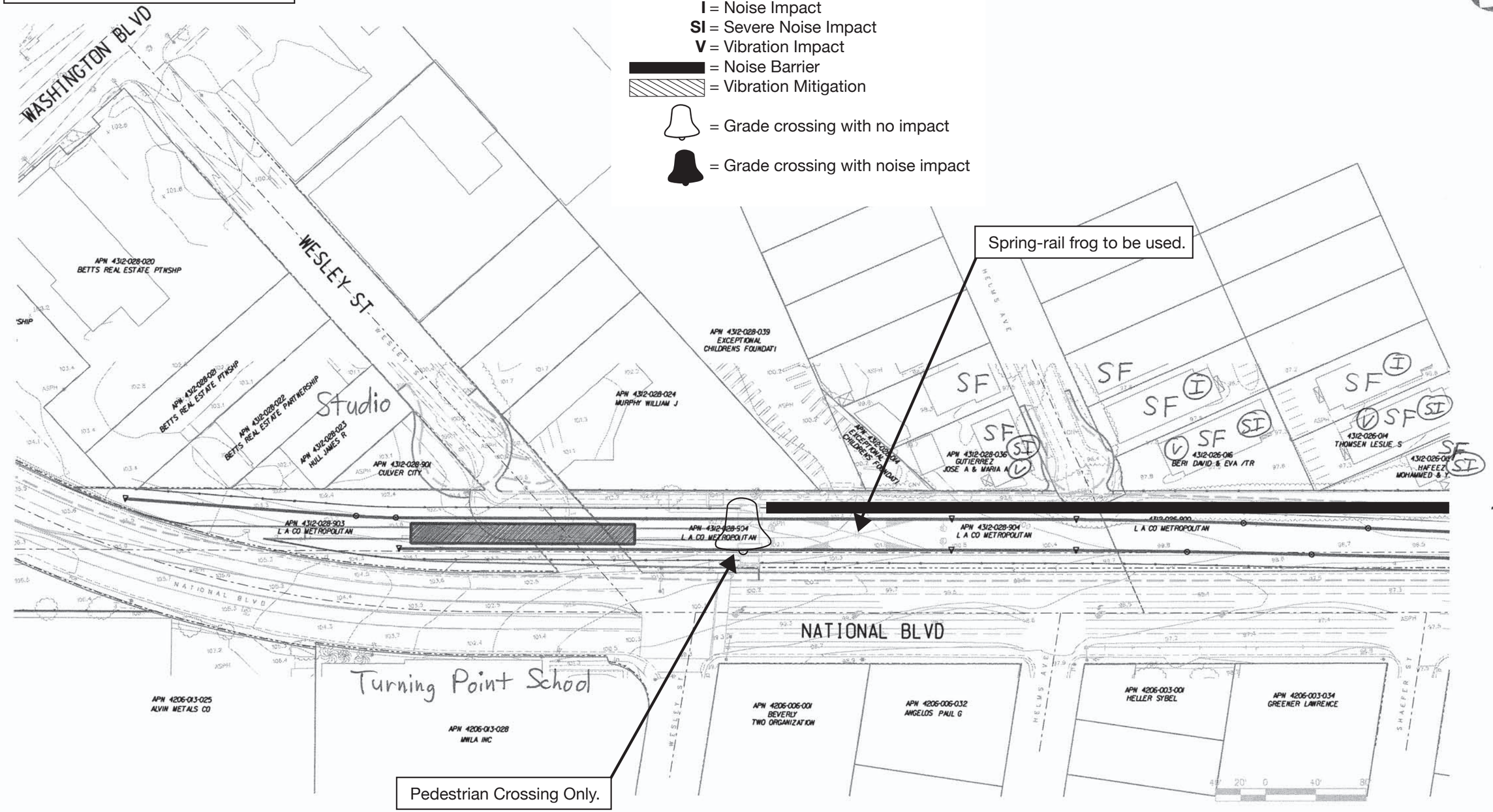

Spring-rail frog to be used.

Pedestrian Crossing Only.

PRELIMINARY - NOT FOR CONSTRUCTION

REV	DATE	BY	APP	REG NO	EXPIRES	SEAL HOLDER	DESCRIPTION

DESIGNED BY
DRAWN BY
CHECKED BY
IN CHARGE
DATE

Metro
LOS ANGELES COUNTY METROPOLITAN TRANSPORTATION AUTHORITY

DMJM HARRIS | AECOM
707 WILSHIRE BLVD. SUITE #3300
LOS ANGELES, CALIFORNIA 90017
TEL (213) 922-9200
FAX (213) 922-9559

SUBMITTED
APPROVED

MID-CITY/EXPOSITION LRT CORRIDOR

CULVER CITY
STATION
R/W OPTION

CONTRACT NO E0016
DRAWING NO
REV
SCALE
SHEET NO

Plotted by:

Note: Per Section 4.6 of the FEIS/FEIR, all noise and vibration impacts have been mitigated to levels that meet FTA noise and vibration impact criteria.

NORTH OF ROW OPTION A

Legend

SF = Single-Family Residence
MF = Multi-Family Residence
I = Noise Impact
SI = Severe Noise Impact
V = Vibration Impact
= Noise Barrier
= Vibration Mitigation
= Grade crossing with no impact
= Grade crossing with noise impact

LEGEND

	SQUARE FOOTAGE	% OF TOTAL ACQUISITION
REQUIRED FOR LRT USE	20078 SQ. FT.	26%
AVAILABLE FOR OTHER USE	57260 SQ. FT.	74%
TOTAL ACQUISITION	77338 SQ. FT.	100%

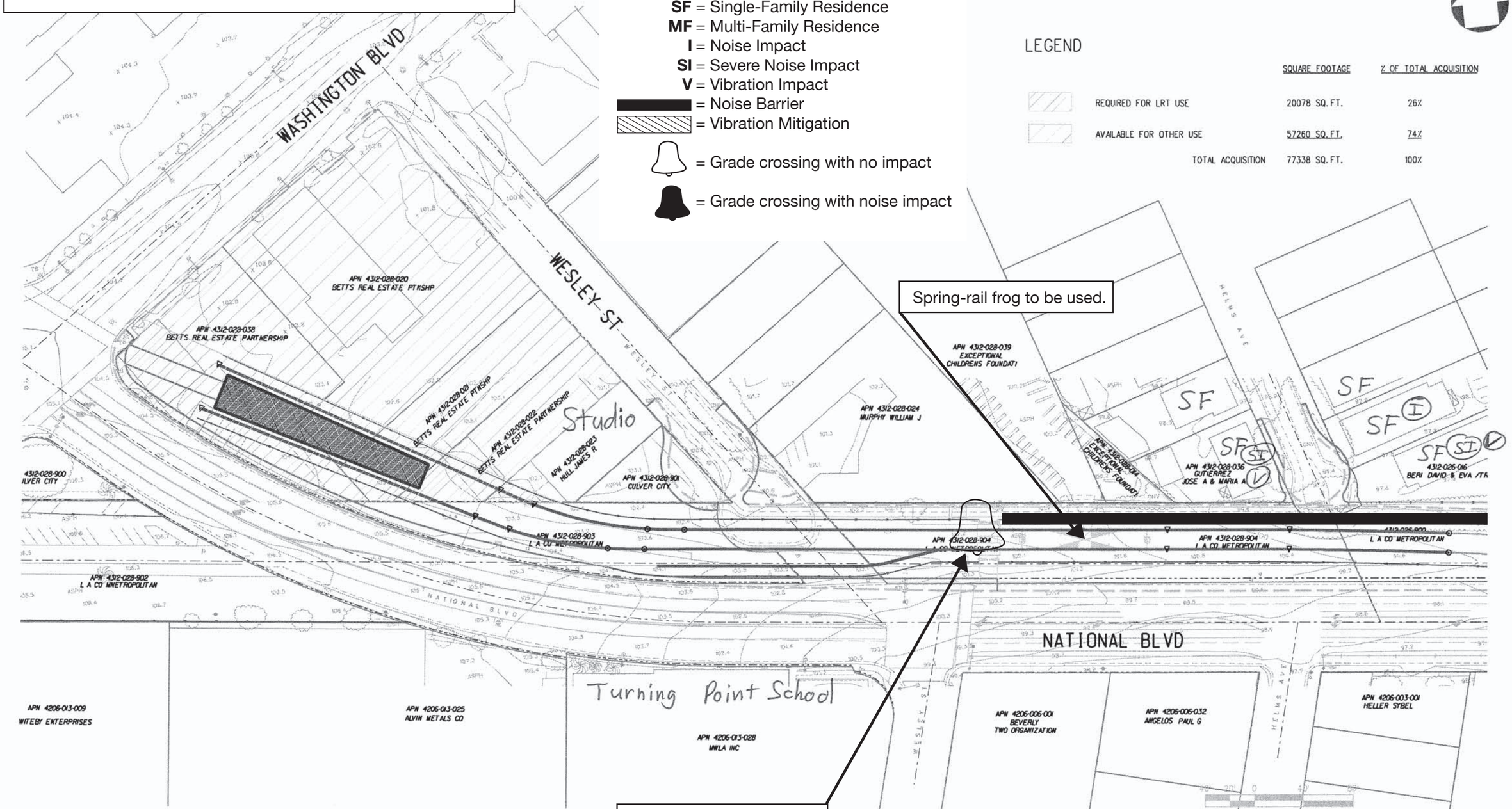

PRELIMINARY - NOT FOR CONSTRUCTION

REV	DATE	BY	APP	REG NO	EXPIRES	SEAL HOLDER	DESCRIPTION

DESIGNED BY
DRAWN BY
CHECKED BY
IN CHARGE
DATE

Metro
LOS ANGELES COUNTY METROPOLITAN TRANSPORTATION AUTHORITY

DMJM HARRIS | AECOM
707 WILSHIRE BLVD. SUITE #3300
LOS ANGELES, CALIFORNIA 90017
TEL (213) 922-9200
FAX (213) 922-9559

SUBMITTED
APPROVED

MID-CITY/EXPOSITION LRT CORRIDOR

CULVER CITY
STATION
NORTH OF R/W OPTION A

CONTRACT NO E0016
DRAWING NO
REV
SCALE
SHEET NO

Plotted by:

Note: Per Section 4.6 of the FEIS/FEIR, all noise and vibration impacts have been mitigated to levels that meet FTA noise and vibration impact criteria.

NORTH OF ROW OPTION B

Legend
SF = Single-Family Residence
MF = Multi-Family Residence
I = Noise Impact
SI = Severe Noise Impact
V = Vibration Impact
= Noise Barrier
= Vibration Mitigation
= Grade crossing with no impact
= Grade crossing with noise impact

LEGEND

	SQUARE FOOTAGE	% OF TOTAL ACQUISITION
REQUIRED FOR LRT USE	23749 SQ. FT.	64%
AVAILABLE FOR OTHER USE	13602 SQ. FT.	36%
TOTAL ACQUISITION	37351 SQ. FT.	100%

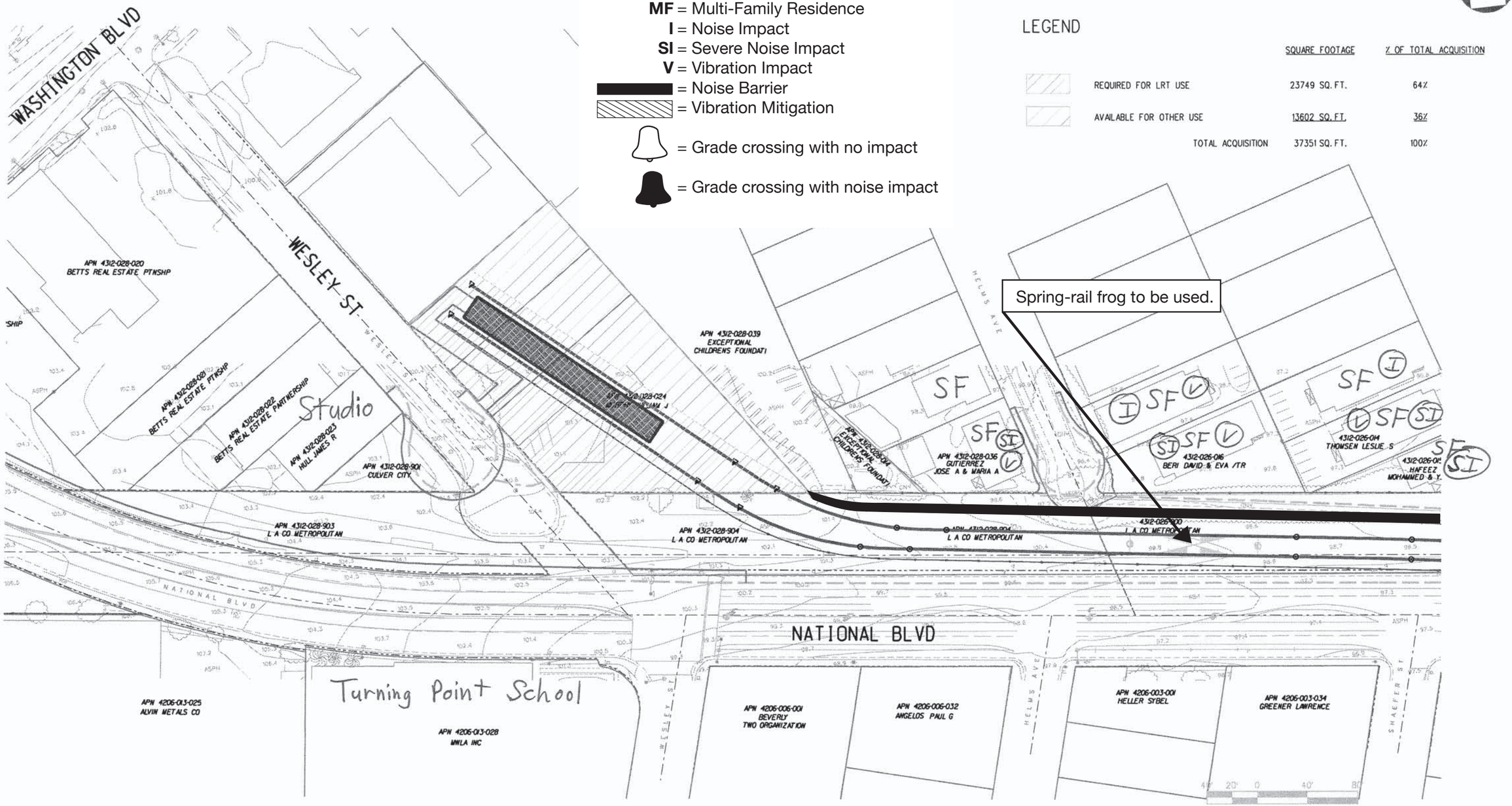

PRELIMINARY - NOT FOR CONSTRUCTION

REV	DATE	BY	APP	REG NO	EXPIRES	SEAL HOLDER	DESCRIPTION

DESIGNED BY
DRAWN BY
CHECKED BY
IN CHARGE
DATE

Metro
LOS ANGELES COUNTY METROPOLITAN TRANSPORTATION AUTHORITY

DMJM HARRIS | AECOM
707 WILSHIRE BLVD. SUITE #3300
LOS ANGELES, CALIFORNIA 90017
TEL (213) 922-9200
FAX (213) 922-9559

SUBMITTED
APPROVED

MID-CITY/EXPOSITION LRT CORRIDOR

CULVER CITY
STATION
NORTH OF R/W OPTION B

CONTRACT NO E0016
DRAWING NO
REV
SCALE
SHEET NO

Note: Per Section 4.6 of the FEIS/FEIR, all noise and vibration impacts have been mitigated to levels that meet FTA noise and vibration impact criteria.

NORTH OF ROW OPTION C

Legend

SF = Single-Family Residence
MF = Multi-Family Residence
I = Noise Impact
SI = Severe Noise Impact
V = Vibration Impact
= Noise Barrier
= Vibration Mitigation
= Grade crossing with no impact
= Grade crossing with noise impact

LEGEND

	SQUARE FOOTAGE	% OF TOTAL ACQUISITION
REQUIRED FOR LRT USE	12046 SQ. FT.	37%
AVAILABLE FOR OTHER USE	20656 SQ. FT.	63%
TOTAL ACQUISITION	32702 SQ. FT.	100%

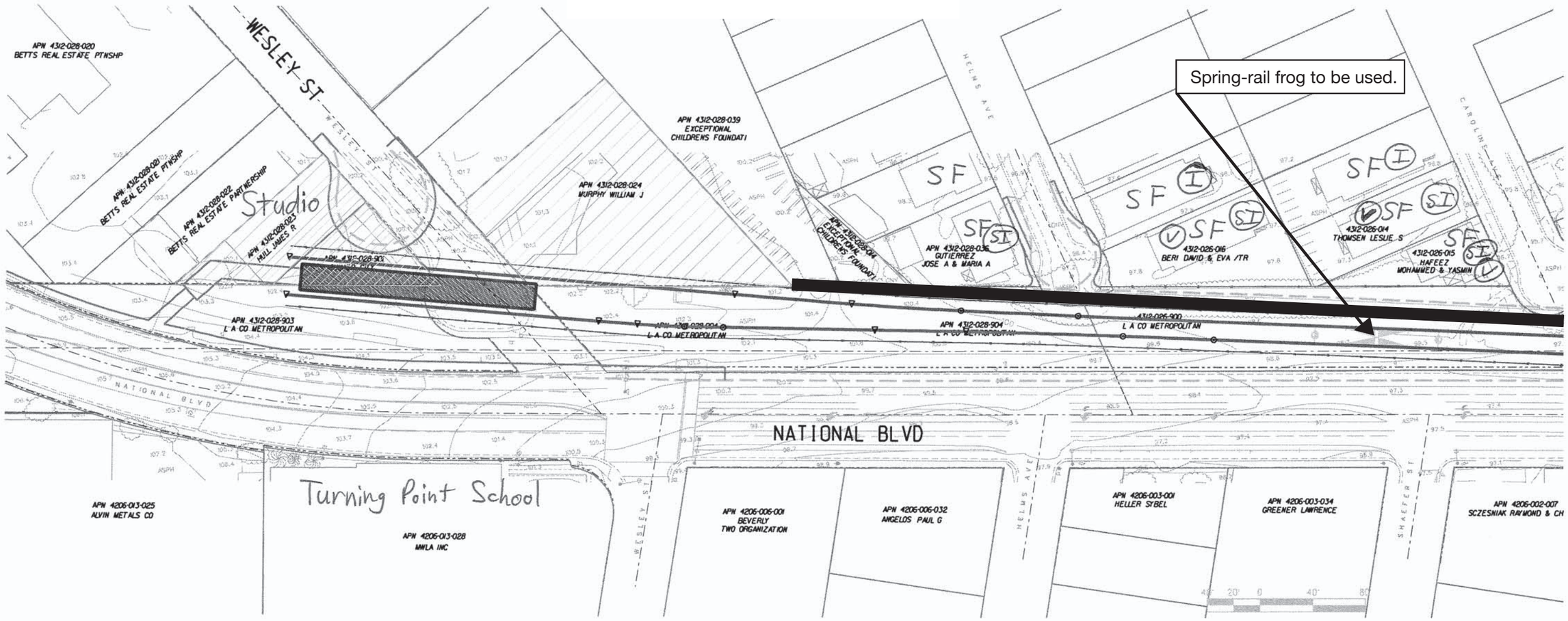

PRELIMINARY - NOT FOR CONSTRUCTION

REV	DATE	BY	APP	REG NO	EXPIRES	SEAL HOLDER	DESCRIPTION

DESIGNED BY
DRAWN BY
CHECKED BY
IN CHARGE
DATE

Metro
LOS ANGELES COUNTY METROPOLITAN TRANSPORTATION AUTHORITY

DMJM HARRIS | AECOM
707 WILSHIRE BLVD. SUITE #3300
LOS ANGELES, CALIFORNIA 90017
TEL (213) 922-9200
FAX (213) 922-9559

SUBMITTED
APPROVED

MID-CITY/EXPOSITION LRT CORRIDOR

CULVER CITY
STATION
NORTH OF R/W OPTION C

CONTRACT NO E0016
DRAWING NO
REV
SCALE
SHEET NO

Plotted by:

Note: Per Section 4.6 of the FEIS/FEIR, all noise and vibration impacts have been mitigated to levels that meet FTA noise and vibration impact criteria.

AERIAL OPTION

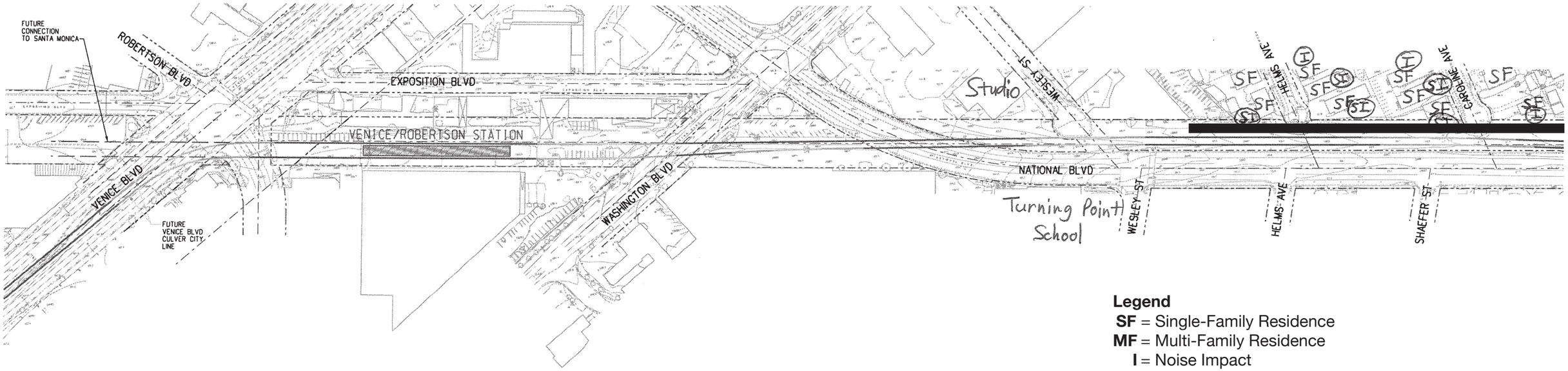

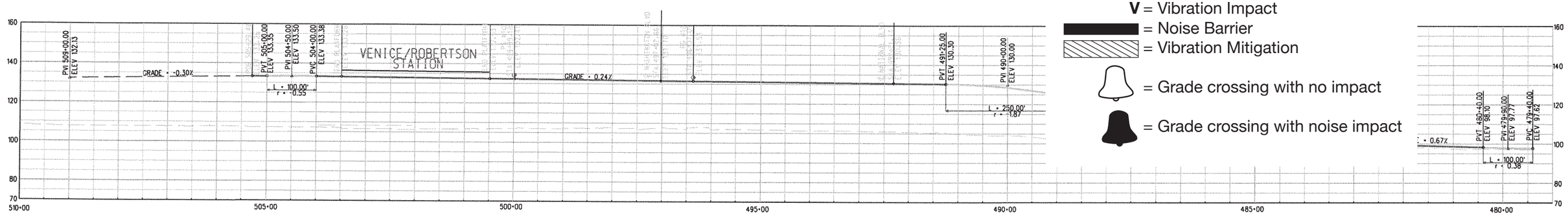

Legend

- **SF** = Single-Family Residence
- **MF** = Multi-Family Residence
- **I** = Noise Impact
- **SI** = Severe Noise Impact
- **V** = Vibration Impact
- = Noise Barrier
- = Vibration Mitigation
- = Grade crossing with no impact
- = Grade crossing with noise impact

PRELIMINARY - NOT FOR CONSTRUCTION

REV	DATE	BY	APP	REG NO	EXPIRES	SEAL HOLDER	DESCRIPTION
	6/30/05						FINAL EIR/EIS

DESIGNED BY C. DAVIS
DRAWN BY C. NATHAN
CHECKED BY D.A. SEPULVEDA
IN CHARGE D.A. SEPULVEDA
DATE 5/17/05

Metro LOS ANGELES COUNTY METROPOLITAN TRANSPORTATION AUTHORITY

DMJM HARRIS | AECOM
707 WILSHIRE BLVD. SUITE #3300
LOS ANGELES, CALIFORNIA 90017
TEL (213) 922-9200
FAX (213) 922-9559

SUBMITTED
APPROVED

MID-CITY/EXPOSITION LRT CORRIDOR
VENICE/ROBERTSON AERIAL STATION ALTERNATIVE

CONTRACT NO E0016
DRAWING NO EIR-5
REV
SCALE HORIZ: 1" =200' -0" VERT: 1" =50' -0"
SHEET NO

Plotted by:

Note: Per Section 4.6 of the FEIS/FEIR, all noise and vibration impacts have been mitigated to levels that meet FTA noise and vibration impact criteria.