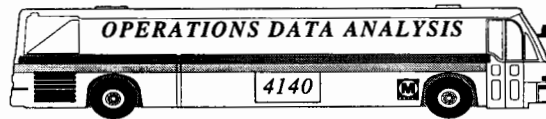




**LOS ANGELES COUNTY METROPOLITAN TRANSPORTATION AUTHORITY  
REGIONAL TRANSPORTATION PLANNING AND DEVELOPMENT**



**SCHEDULED SERVICE OPERATING COST FACTORS  
REPORT NO. 4-24  
CONTRACT LINES  
AUGUST 31, 1997**

**TO: Jim de la Loza**  
Executive Officer, Regional Transportation Planning and Development

**FROM: Dana A. Woodbury**   
Deputy Executive Officer, Regional Transportation Planning and Development  
and  
Ashok Kumar   
Director of Scheduling Systems

**DATE OF ISSUE: October 21, 1997**

**PURPOSE OF REPORT:**

The Scheduled Service Operating Cost Factors Report shows daily vehicle miles, hours, and equipment requirements for scheduled transit service. Revenue miles and hours include layovers and intraline deadheads. Operating Cost Factors reflect the school day service.

*Contract Lines* are purchased transportation services for which computerized trip scheduling is performed by LACMTA staff.

**HIGHLIGHTS OF THIS ISSUE:**

Minor changes were effected.

**DISTRIBUTION:**

James de la Loza	99-22-05	Dana Woodbury	99-07-01	Ashok Kumar	99-07-01
Ellen Levine	99-11-01	Dan Ibarra	99-06-01	Ralph de la Cruz	99-11-04
Lola Gagner	99-02-03	Michael Gurantz	99-21-01	Frank Shapiro	99-21-01
Richard Andersen	99-23-01	Scott Greene	99-23-01	Robert Waters	99-PL-06
<b>Dorothy Gray</b>	<b>99-15-01</b>	Louis Maspero	99-08-01	Frank Schroder	99-07-01
Mike Brewer	99-07-01	M. Van Leuvan	99-07-01	Tony Calorino	99-07-01
Callier Beard	99-07-01	Haim Geffen	99-07-01	Judith Butler	99-PL-05
Simon Guevrekian	99-05-01	Cindy Pe Tran	99-07-01	E. Avoundjian	99-07-01
Rodger Maxwell	99-07-01	Walter Seiler	99-07-01	Mike Ortiz	99-07-01
Arthur Brown	99-07-01	Cynthia Toles	99-07-01	Carol Silver	99-07-01
Dan Nguyen	99-07-01				

Questions? Please contact Larry Adrian at 922-6932.

LOS ANGELES COUNTY METROPOLITAN TRANSPORTATION AUTHORITY  
 SCHEDULED SERVICE OPERATING COST FACTORS  
 EFFECTIVE AUGUST 31, 1997

REPORT NO. 4-24  
 CONTRACT LINES

**DAILY EXCEPT SATURDAY AND SUNDAY - SCHOOL DAY, NON-RACE, NON-BOWL SCHEDULES**

Line	Division	AM Peak Buses	Base Buses	PM Peak Buses	Total Hours	Revenue Hours	Total Miles	Revenue Miles	One-way Miles	Line Name
96	93	11	7	10	134.1	123.9	1971.8	1603.0	27.4	Los Angeles - Burbank - Sherman Oaks via Riverside Drive
104	92	7	5	5	78.1	73.0	1228.1	1007.6	33.7	East Washington Blvd - Alondra Blvd
125	91	13	9	13	170.6	152.5	2850.1	2279.2	32.1	Rosecrans Ave
130	91	8	5	9	114.0	102.1	1790.7	1436.7	31.2	Artesia Blvd
167	93	7	3	7	73.9	64.2	1123.6	890.6	19.5	Plummer St - Coldwater Canyon Ave
177	92	6	5	5	77.2	70.7	1221.6	1008.8	32.2	Glendale - La Cañada - Pasadena - Monrovia - Duarte
205	91	10	6	6	107.3	100.3	1594.7	1388.5	26.4	Willowbrook - Harbor City - San Pedro
225	91	7	5	12	94.7	76.5	1860.7	1258.8	30.3	Aviation Blvd - Palos Verdes Peninsula
232	91	12	8	11	158.1	147.9	2475.9	2094.4	23.3	Long Beach - L.A.X. via Sepulveda Blvd
254	92	4	3	4	55.7	51.8	772.8	676.8	18.8	Willowbrook - Huntington Park - Lorena St - City Terrace
256	92	6	5	5	81.9	74.2	1093.3	939.1	20.2	Eastern Ave - Avenue 64 - Hill Ave
266	91	6	6	6	97.0	85.9	1487.2	1165.2	22.4	Rosemead Blvd - Lakewood Blvd
270	91	6	5	7	92.7	83.4	1672.3	1331.0	28.7	Monrovia - El Monte - Cerritos
<b>TOTAL</b>		<b>103</b>	<b>72</b>	<b>100</b>	<b>1335.3</b>	<b>1206.2</b>	<b>21142.7</b>	<b>17079.7</b>		

PULLOUTS

Division	Line	Operator	AM	PM	TOTAL
Division	91	Compton - operated by ATE Ryder	62	22	84
Division	92	Washington/Alameda - operated by Charterways TMI	23	2	25
Division	93	Van Nuys - operated by Charterways TMI	18	7	25

Buses reflect block assignments;  
 interline savings are not available.

LOS ANGELES COUNTY METROPOLITAN TRANSPORTATION AUTHORITY  
 SCHEDULED SERVICE OPERATING COST FACTORS  
 EFFECTIVE AUGUST 31, 1997

REPORT NO. 4-24  
 CONTRACT LINES

**SATURDAY - SCHOOL HOLIDAY, NON-RACE, NON-BOWL SCHEDULES**

Line	Division	AM Peak Buses	Base Buses	PM Peak Buses	Total Hours	Revenue Hours	Total Miles	Revenue Miles	One-way Miles	Line Name
96	93	7	7	7	95.6	92.1	1399.7	1246.8	26.0	Los Angeles - Burbank - Sherman Oaks via Riverside Drive
125	91	8	9	9	128.2	118.5	2236.8	1927.8	32.1	Rosecrans Ave
130	91	4	4	4	58.1	54.7	991.9	893.1	31.2	Artesia Blvd
167	93	3	3	3	55.4	52.5	751.2	702.6	19.5	Plummer St - Coldwater Canyon Ave
205	91	4	4	4	67.8	65.7	928.6	863.8	26.4	Willowbrook - Harbor City - San Pedro
225	91	6	6	5	70.0	64.7	1207.8	1044.6	30.3	Aviation Blvd - Palos Verdes Peninsula
232	91	6	7	7	103.6	97.9	1683.0	1499.9	23.3	Long Beach - L.A.X. via Sepulveda Blvd
254	92	3	3	3	41.8	39.3	568.6	507.6	18.8	Willowbrook - Huntington Park - Lorena St - City Terrace
256	92	3	3	3	48.6	45.0	685.0	614.8	20.2	Eastern Ave - Avenue 64 - Hill Ave
266	91	5	5	5	80.7	72.3	1240.6	985.6	22.4	Rosemead Blvd - Lakewood Blvd
270	91	4	4	4	57.3	53.4	1116.8	959.3	28.7	Monrovia - El Monte - Cerritos
<b>TOTAL</b>		<b>53</b>	<b>55</b>	<b>54</b>	<b>806.9</b>	<b>756.0</b>	<b>12810.0</b>	<b>11245.9</b>		

PULLOUTS

Division	Line	Description	AM	PM	TOTAL
Division	91	Compton - operated by ATE Ryder	38	1	39
Division	92	Washington/Alameda - operated by Charterways TMI	6	0	6
Division	93	Van Nuys - operated by Charterways TMI	10	0	10

Buses reflect block assignments;  
 interline savings are not available.

LOS ANGELES COUNTY METROPOLITAN TRANSPORTATION AUTHORITY  
 SCHEDULED SERVICE OPERATING COST FACTORS  
 EFFECTIVE AUGUST 31, 1997

REPORT NO. 4-24  
 CONTRACT LINES

**SUNDAY - SCHOOL HOLIDAY, NON-RACE, NON-BOWL SCHEDULES**

Line	Division	AM Peak Buses	Base Buses	PM Peak Buses	Total Hours	Revenue Hours	Total Miles	Revenue Miles	One-way Miles	Line Name
96	93	6	6	6	77.3	73.1	1168.2	1041.5	26.0	Los Angeles - Burbank - Sherman Oaks via Riverside Drive
125	91	7	7	7	94.2	87.6	1714.9	1505.3	32.1	Rosecrans Ave
130	91	4	4	4	58.8	54.7	1018.0	893.2	31.2	Artesia Blvd
167	93	3	3	3	55.4	52.5	751.2	702.6	19.5	Plummer St - Coldwater Canyon Ave
205	91	4	4	4	61.3	59.2	843.3	781	26.4	Willowbrook - Harbor City - San Pedro
232	91	7	7	7	105.0	99.4	1678.2	1497.3	23.3	Long Beach - L.A.X. via Sepulveda Blvd
254	92	3	3	3	37.4	34.7	512.2	451.2	18.8	Willowbrook - Huntington Park - Lorena St - City Terrace
256	92	3	3	3	46.2	42.8	658.9	589.2	20.2	Eastern Ave - Avenue 64 - Hill Ave
266	91	5	5	5	71.2	62.9	1145.0	896.4	22.4	Rosemead Blvd - Lakewood Blvd
270	91	4	4	4	57.6	53.7	1108.8	951.3	28.7	Monrovia - El Monte - Cerritos
<b>TOTAL</b>		<b>46</b>	<b>46</b>	<b>46</b>	<b>664.4</b>	<b>620.5</b>	<b>10598.7</b>	<b>9309.0</b>		

PULLOUTS

Division	Line	Description	AM	PM	TOTAL
Division	91	Compton - operated by ATE Ryder	31	0	31
Division	92	Washington/Alameda - operated by Charterways TMI	6	0	6
Division	93	Van Nuys - operated by Charterways TMI	9	0	9

Buses reflect block assignments;  
 interline savings are not available.

