
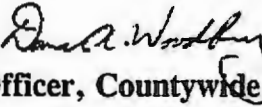



LOS ANGELES COUNTY METROPOLITAN TRANSPORTATION AUTHORITY
COUNTYWIDE PLANNING AND DEVELOPMENT



**SCHEDULED SERVICE OPERATING COST FACTORS
REPORT NO. 4-24
CONTRACT LINES
JUNE 25, 2000**

TO: Jim de la Loza
Executive Officer, Countywide Planning and Development

FROM: Dana A. Woodbury 
Deputy Executive Officer, Countywide Planning and Development
and
Ashok Kumar 
Director of Transportation Analysis & Technical Services

DATE OF ISSUE: August 3, 2000

PURPOSE OF REPORT:

The Scheduled Service Operating Cost Factors Report shows daily vehicle miles, hours, and equipment requirements for scheduled transit service. Revenue miles and hours include layovers and intraline deadheads. Operating Cost Factors reflect the school day service.

Contract Lines are purchased transportation services for which computerized trip scheduling is performed by LACMTA staff. The indicated service levels will remain in effect until further notice.

HIGHLIGHTS OF THIS ISSUE:

Route 104 was transferred to the City of Montebello on April 10, 2000.

Route 128 portion of Line 104 now operates as Line 128.

Line 177 service west of JPL was transferred to the City of Glendale on April 10, 2000.

Line 96 may be partly operated from a new location in Commerce; revenue miles and hours will not be impacted.

Vendors were changed on several lines; see Division descriptions.

DISTRIBUTION:

| | | | | | |
|------------------|---------------|-----------------|-----------|------------------------|-------------------------|
| James de la Loza | 99-22-05 | Dana Woodbury | 99-07-01 | Ashok Kumar | 99-07-01 |
| Tom Conner | 99-11-01 | Dan Ibarra | 99-06-01 | Ralph de la Cruz | 99-11-04 |
| Lola Gagner | 99-02-03 | Frank Shapiro | 99-21-01 | Frank Schroder | 99-07-01 |
| Mike Sieckert | 99-07-01 | Scott Greene | 99-23-01 | Bruce Shelburne | 99-07-01 |
| Dorothy Gray | 99-15-01 | Louis Maspero | 99-08-01 | Cecilia Torné-Herzberg | 99-05-01 |
| Mike Brewer | 99-07-01 | Jon Hillmer | 99-23-01 | Jia-Ming Yueh | 99-05-01 |
| Callier Beard | 99-07-01 | Haim Geffen | 99-07-01 | Records Management | 99-PL-05 |
| Arthur Brown | 99-07-01 | Alfred Wang | 99-07-01 | Rodger Maxwell | 99-07-01 |
| Walter Seiler | 99-07-01 | Mike Ortiz | 99-07-01 | Cynthia Toles | 99-07-01 |
| Carol Silver | 99-07-01 | Dan Nguyen | 99-07-01 | Simon Guevrekian | 99-05-01 |
| Ed Clifford | 99-07-01 | Rex Gephart | 99-22-02 | Scott Holmes | 99-07-01 |
| Ed Castillo | 99-11-13 | Joe Jones | 99-11-13 | Ted Ford | 99-11-10 |
| Lonnie Ragland | First Transit | Martin Thompson | Coach USA | José Luna | Transportation Concepts |

Questions? Please contact Larry Adrian at 922-6932.

LOS ANGELES COUNTY METROPOLITAN TRANSPORTATION AUTHORITY
 SCHEDULED SERVICE OPERATING COST FACTORS
 EFFECTIVE JUNE 25, 2000

REPORT NO. 4-24
 CONTRACT LINES

DAILY EXCEPT SATURDAY AND SUNDAY - SCHOOL DAY, NON-RACE, NON-BOWL SCHEDULES

| Effective Date | Line | Division | AM Peak Buses | Base Buses | PM Peak Buses | Total Hours | Revenue Hours | Total Miles | Revenue Miles | One-way Miles | Line Name |
|----------------|------|----------|---------------|------------|---------------|---------------|---------------|----------------|----------------|---------------|--|
| 6/25/00 | 96 | 95 | 11 | 7 | 10 | 139.0 | 124.8 | 2091.7 | 1582.5 | 27.4 | Los Angeles - Burbank - Sherman Oaks via Riverside Drive |
| 6/25/00 | 125 | 91 | 13 | 10 | 14 | 185.2 | 167.4 | 3516.6 | 2956.8 | 40.1 | Rosecrans Ave |
| 6/25/00 | 128 | 91 | 4 | 3 | 3 | 44.4 | 42.0 | 600.7 | 529.1 | 14.3 | Alondra Blvd |
| 6/25/00 | 130 | 91 | 9 | 5 | 10 | 126.9 | 113.2 | 1939.6 | 1539.6 | 31.5 | Artesia Blvd |
| 6/25/00 | 167 | 95 | 7 | 4 | 7 | 89.8 | 80.3 | 1447.5 | 1140.0 | 21.4 | Plummer St - Coldwater Canyon Ave |
| 6/25/00 | 177 | 91 | 4 | 3 | 3 | 48.4 | 41.6 | 860.1 | 622.5 | 20.8 | La Cañada - Pasadena - Monrovia - Duarte |
| 6/25/00 | 205 | 91 | 11 | 7 | 9 | 133.3 | 126.0 | 1967.3 | 1750.3 | 28.4 | Willowbrook - Harbor City - San Pedro |
| 6/25/00 | 218 | 94 | 6 | 3 | 6 | 66.4 | 57.3 | 943.9 | 710.5 | 9.0 | Cedars-Sinai Medical Center - Laurel Canyon Blvd |
| 6/25/00 | 225 | 91 | 8 | 5 | 6 | 92.3 | 76.2 | 1749.8 | 1253.1 | 30.4 | Aviation Blvd - Palos Verdes Peninsula |
| 6/25/00 | 232 | 91 | 13 | 8 | 16 | 178.9 | 162.9 | 2774.4 | 2278.3 | 24.8 | Long Beach - L.A.X. via Sepulveda Blvd |
| 6/25/00 | 254 | 91 | 4 | 3 | 4 | 55.4 | 52.2 | 717.8 | 624.9 | 17.6 | Willowbrook - Huntington Park - Lorena St - City Terrace |
| 6/25/00 | 256 | 91 | 6 | 5 | 6 | 89.6 | 80.0 | 1276.6 | 970.2 | 20.4 | Eastern Ave - Avenue 64 - Hill Ave |
| 6/25/00 | 266 | 91 | 7 | 5 | 5 | 101.3 | 89.4 | 1561.7 | 1210.0 | 22.4 | Rosemead Blvd - Lakewood Blvd |
| 6/25/00 | 270 | 91 | 5 | 4 | 6 | 81.1 | 73.5 | 1195.5 | 927.8 | 23.9 | Monrovia - El Monte - Norwalk |
| 6/25/00 | 603 | 94 | 9 | 7 | 9 | 126.2 | 120.2 | 1399.2 | 1269.4 | 11.7 | Rampart Blvd - Hoover St - Colorado St |
| 6/25/00 | 605 | 94 | 4 | 2 | 4 | 43.5 | 40.4 | 546.9 | 469.8 | 5.8 | Grande Vista Ave USC Hospital Shuttle |
| TOTAL | | | 121 | 81 | 118 | 1601.5 | 1447.4 | 24589.2 | 19834.8 | | |

PULLOUTS

| Division | AM | PM | TOTAL |
|---|----|----|-------|
| 91 Compton - operated by First Transit | 85 | 25 | 110 |
| 94 18th/Georgia - operated by Transportation Concepts | 19 | 7 | 26 |
| 95 Sylmar - operated by Coach USA | 18 | 6 | 24 |

Buses reflect block assignments;
 interline savings are not available.

LOS ANGELES COUNTY METROPOLITAN TRANSPORTATION AUTHORITY
 SCHEDULED SERVICE OPERATING COST FACTORS
 EFFECTIVE JUNE 25, 2000

REPORT NO. 4-24
 CONTRACT LINES

SATURDAY - SCHOOL HOLIDAY, NON-RACE, NON-BOWL SCHEDULES

| Effective Date | Line | Division | AM Peak Buses | Base Buses | PM Peak Buses | Total Hours | Revenue Hours | Total Miles | Revenue Miles | One-way Miles | Line Name |
|----------------|------|----------|---------------|------------|---------------|--------------|---------------|----------------|----------------|---------------|--|
| 6/25/00 | 96 | 95 | 7 | 7 | 7 | 98.8 | 92.1 | 1480.3 | 1246.3 | 26.0 | Los Angeles - Burbank - Sherman Oaks via Riverside Drive |
| 6/25/00 | 125 | 91 | 9 | 10 | 10 | 138.1 | 127.5 | 2700.1 | 2366.3 | 40.1 | Rosecrans Ave |
| 6/25/00 | 130 | 91 | 4 | 4 | 4 | 59.5 | 56.1 | 980.9 | 882.0 | 31.2 | Artesia Blvd |
| 6/25/00 | 167 | 95 | 3 | 3 | 3 | 55.8 | 52.9 | 865.1 | 771.2 | 21.4 | Plummer St - Coldwater Canyon Ave |
| 6/25/00 | 205 | 91 | 4 | 4 | 4 | 72.7 | 70.2 | 1114.2 | 1035.9 | 28.4 | Willowbrook - Harbor City - San Pedro |
| 6/25/00 | 218 | 94 | 3 | 3 | 3 | 38.6 | 35.9 | 515.0 | 439.7 | 9.0 | Cedars-Sinai Medical Center - Laurel Canyon Blvd |
| 6/25/00 | 225 | 91 | 5 | 5 | 5 | 70.0 | 64.7 | 1207.8 | 1044.6 | 30.4 | Aviation Blvd - Palos Verdes Peninsula |
| 6/25/00 | 232 | 91 | 6 | 7 | 7 | 105.0 | 99.4 | 1699.4 | 1516.4 | 24.8 | Long Beach - L.A.X. via Sepulveda Blvd |
| 6/25/00 | 254 | 91 | 3 | 3 | 3 | 41.2 | 39.3 | 533.8 | 473.9 | 17.6 | Willowbrook - Huntington Park - Lorena St - City Terrace |
| 6/25/00 | 256 | 91 | 3 | 3 | 3 | 49.2 | 45.0 | 759.5 | 621.2 | 20.4 | Eastern Ave - Avenue 64 - Hill Ave |
| 6/25/00 | 266 | 91 | 5 | 5 | 5 | 80.8 | 72.4 | 1234.2 | 985.6 | 22.4 | Rosemead Blvd - Lakewood Blvd |
| 6/25/00 | 270 | 91 | 4 | 4 | 4 | 58.3 | 54.4 | 820.8 | 667.8 | 23.9 | Monrovia - El Monte - Norwalk |
| 6/25/00 | 603 | 94 | 5 | 7 | 7 | 92.6 | 89.6 | 1027.6 | 967.4 | 11.7 | Rampart Blvd - Hoover St - Colorado St |
| 6/25/00 | 605 | 94 | 2 | 2 | 2 | 27.5 | 26.7 | 334.8 | 313.2 | 5.8 | Grande Vista Ave USC Hospital Shuttle |
| TOTAL | | | 63 | 67 | 67 | 987.9 | 926.2 | 15273.5 | 13331.5 | | |

PULLOUTS

| Division | Line | Description | AM | PM | TOTAL |
|----------|------|--|----|----|-------|
| Division | 91 | Compton - operated by First Transit | 45 | 1 | 46 |
| Division | 94 | 18th/Georgia - operated by Transportation Concepts | 12 | 0 | 12 |
| Division | 95 | Sylmar - operated by Coach USA | 10 | 0 | 10 |

Buses reflect block assignments;
 interline savings are not available.

LOS ANGELES COUNTY METROPOLITAN TRANSPORTATION AUTHORITY
 SCHEDULED SERVICE OPERATING COST FACTORS
 EFFECTIVE JUNE 25, 2000

REPORT NO. 4-24
 CONTRACT LINES

SUNDAY - SCHOOL HOLIDAY, NON-RACE, NON-BOWL SCHEDULES

| Effective Date | Line | Division | AM Peak Buses | Base Buses | PM Peak Buses | Total Hours | Revenue Hours | Total Miles | Revenue Miles | One-way Miles | Line Name |
|----------------|------|----------|---------------|------------|---------------|--------------|---------------|----------------|----------------|---------------|--|
| 6/25/00 | 96 | 95 | 6 | 6 | 6 | 78.5 | 73.3 | 1231.2 | 1052.3 | 26.0 | Los Angeles - Burbank - Sherman Oaks via Riverside Drive |
| 6/25/00 | 125 | 91 | 7 | 7 | 7 | 94.6 | 88.0 | 2044.3 | 1834.7 | 40.1 | Rosecrans Ave |
| 6/25/00 | 130 | 91 | 4 | 4 | 4 | 59.5 | 56.1 | 980.9 | 882.0 | 31.2 | Artesia Blvd |
| 6/25/00 | 167 | 95 | 3 | 3 | 3 | 55.8 | 52.9 | 865.1 | 771.2 | 21.4 | Plummer St - Coldwater Canyon Ave |
| 6/25/00 | 205 | 91 | 4 | 4 | 4 | 72.7 | 70.2 | 1114.2 | 1035.9 | 28.4 | Willowbrook - Harbor City - San Pedro |
| 6/25/00 | 218 | 94 | 3 | 3 | 3 | 38.6 | 35.8 | 515.0 | 439.7 | 9.0 | Cedars-Sinai Medical Center - Laurel Canyon Blvd |
| 6/25/00 | 232 | 91 | 7 | 7 | 7 | 104.6 | 99.1 | 1685.7 | 1504.1 | 24.8 | Long Beach - L.A.X. via Sepulveda Blvd |
| 6/25/00 | 254 | 91 | 3 | 3 | 3 | 36.3 | 34.7 | 467.0 | 421.2 | 17.6 | Willowbrook - Huntington Park - Lorena St - City Terrace |
| 6/25/00 | 256 | 91 | 3 | 3 | 3 | 47.2 | 42.8 | 741.6 | 594.5 | 20.4 | Eastern Ave - Avenue 64 - Hill Ave |
| 6/25/00 | 266 | 91 | 4 | 5 | 5 | 71.5 | 63.2 | 1145.0 | 896.4 | 22.4 | Rosemead Blvd - Lakewood Blvd |
| 6/25/00 | 270 | 91 | 4 | 4 | 4 | 58.3 | 54.4 | 820.8 | 667.8 | 23.9 | Monrovia - El Monte - Norwalk |
| 6/25/00 | 603 | 94 | 4 | 7 | 7 | 89.5 | 86.5 | 1004.3 | 944.1 | 11.7 | Rampart Blvd - Hoover St - Colorado St |
| 6/25/00 | 605 | 94 | 2 | 2 | 2 | 27.5 | 26.7 | 334.8 | 313.2 | 5.8 | Grande Vista Ave USC Hospital Shuttle |
| TOTAL | | | 54 | 58 | 58 | 834.6 | 783.8 | 12949.9 | 11357.1 | | |

PULLOUTS

| Division | Line | Operator | AM | PM | TOTAL |
|-------------|--------------|---------------------------------------|----|----|-------|
| Division 91 | Compton | - operated by First Transit | 37 | 0 | 37 |
| Division 94 | 18th/Georgia | - operated by Transportation Concepts | 12 | 0 | 12 |
| Division 95 | Sylmar | - operated by Coach USA | 9 | 0 | 9 |

Buses reflect block assignments;
 interline savings are not available.