



Board Report

File #: 2015-1539, **File Type:** Informational Report

Agenda Number: 45.

SYSTEM SAFETY, SECURITY AND OPERATIONS COMMITTEE OCTOBER 15, 2015

SUBJECT: MONTHLY UPDATE ON TRANSIT POLICING PERFORMANCE

ACTION: RECEIVE AND FILE

RECOMMENDATION

RECEIVE AND FILE **monthly update on transit policing performance.**

ISSUE

On September 4, 2014, the board requested that staff provide a monthly update on transit policing performance to Systems Safety and Operations Committee. Specifically, the board requested monthly updates on criminal activity, fare enforcement, response time, deployment and perception of safety.

DISCUSSION

In October 2015, staff continues to be proactive in working with Operations, Los Angeles County Sheriff's Department, and Communications in addressing perception of safety, criminal activity, fare enforcement, response time, and deployment. Below are the key highlights:

Actions to Improve the Ridership Experience

- Staff is using a working group to address long-term concerns about blight and disorder at Pershing Square and Westlake/MacArthur Park. The working group is using a "Problem-Oriented Policing" strategy.
- High Visibility
 - Transit Security Officers (TSO) and Los Angeles County Sheriffs have been engaging and interacting with patrons and operators to achieve increased presence and increase the perception of safety on the Metro system.
 - TSO Bus Boarding Activity: The total number of TSO Bus Boardings for the month of August 2015 is 2,145. The total number of fare checks is 10,838.
 - LASD Bus Riding Team (BRT): The total number of BRT Bus Rides for the month of August 2015 is 1,090. The total number of fare checks is 40,580.

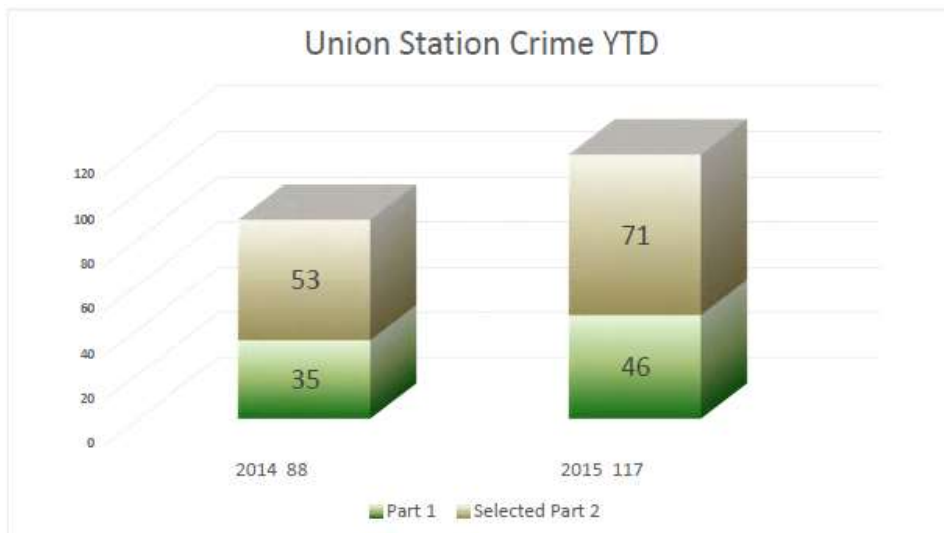
Criminal Activity:



| | |
|--------------------------|--------|
| Rail Part 1 Crime | |
| UP | 10.2% |
| Rail Part 2 Crime | |
| DOWN | -11.4% |
| Total Rail Crime | |
| DOWN | -0.8% |



| | |
|-------------------------|-------|
| Bus Part 1 Crime | |
| UP | 3.5% |
| Bus Part 2 Crime | |
| DOWN | -6.2% |
| Total Bus Crime | |
| DOWN | -2.3% |



| | |
|----------------------------|-------|
| Union Station Part 1 Crime | |
| UP | 31.4% |
| Union Station Part 2 Crime | |
| UP | 34.0% |
| Total Union Station Crime | |
| UP | 33.0% |

Bus Operator Assaults:

- Comparing January-August 2014 to January-August 2015, there has been a 27% increase of operator assaults. Of the 114 total operator assaults for January-August 2015, 80% of the Aggravated Assaults, 34.4% of the Non-Aggravated Assaults, 66.7% of the Robberies, and 33.3% of the sex crimes have had a suspect taken into custody. The majority of bus operator assaults are fare related followed by disorderly conduct.
- Attachment B contains the matrix for the suspects who have assaulted Bus Operators that LASD has been tracking.
- Of the 114 total operator assaults from January-August 2015, there were 15 Aggravated Assaults, 93 Non-Aggravated Assaults, 3 Robberies, and 3 Sex Crimes. Of the 114 assaults, 50 suspects used their hands/feet for the method of assault, followed by 31 suspects spitting, 11 throwing food or liquid, 12 using a weapon, 5 throwing other objects, 2 pepper spray and 3 sexual harassment incidents.
- From January-August 2015, there have been 340,507,042 bus boardings and 114 total operator assaults, equating to 1 bus operator assault per 2.9 million boardings.

Operator Safety:

- Metro has completed 36% of the installation of the live on-board video display monitors, and 20% of the installation of the operator barriers.

LASD Success Stories

- **08/04/2015** - At approximately 12:48 AM, Transit Policing Division units responded to a report of a male passenger threatening a bus operator on Line 720, Route 21, with a cigarette lighter. The bus stopped at the intersection of Wilshire Blvd and Crenshaw

Avenue in the city of Los Angeles. TPD units arrived and detained the suspect, who had assaulted the bus driver. The driver positively identified the suspect as the male who threatened to set him on fire with a cigarette lighter. The suspect was placed under arrest for making criminal threats and assault with a deadly weapon. The driver was not injured nor any passengers aboard the bus. The bus was placed back in service at approximately 1:30 AM. Charges are pending against the suspect.

- 08/04/2015** - At approximately 6:42 PM, LASD Transit Policing Division received a call of a male stabbed at the intersection of Venice Boulevard and Bagley Avenue in the city of Culver City. An argument had ensued between a male in his 30's and the female driver of the Metropolitan Transportation Authority Bus on Line #33. As the suspect was verbally abusing the female driver, another 30 year old male patron came to her aid by telling the suspect to stop arguing with her. The suspect and Good Samaritan exited the bus and a physical altercation ensued on the sidewalk. At this point, the suspect produced a knife and began slashing at the Samaritan. The Samaritan sustained a slash wound on his upper torso and right forearm. The suspect fled the area as witnesses called 911. The Samaritan got back onto the bus and was transported a block away where the driver summoned TPD units. An immediate search for the suspect began and the suspect was located. The suspect was placed under arrest by Culver City Police for assault with a deadly weapon as the crime had occurred on a city street. The Samaritan was transported to a local hospital for treatment of his injuries. No other injuries were reported and the bus was placed back into service. TPD Detectives will work with Culver City PD to help in the prosecution of this case.
- 08/25/2015** - Transit North Bureau deputies were checking fares at the Fillmore Gold Line Station. A male, adult, did not have proof of fare payment and was initially uncooperative with the deputies. Further investigation found that the man had a loaded, .380 caliber handgun, concealed in his waist area. Deputies continued with their investigation and found that the suspect is a known gang member and a convicted felon who is not supposed to be in possession of a firearm of any kind. The suspect was arrested and booked on numerous charges.

Fare Enforcement:

- In August 2015, law enforcement performed 514,679 fare checks on the rails and Orange Line. In comparison, law enforcement performed 565,249 fare checks on the rails and Orange Line in July 2015, resulting in a decrease of 50,570 fare checks from July 2015 to August 2015

| JUL | FARES | | MONTHLY | | RIDERSHIP | AUG | FARES | | MONTHLY | | RIDERSHIP |
|--------------|----------------|---------|---------|-----------|--------------|----------------|---------|--------|-----------|--------|-----------|
| | CHECKED | TARGET | TARGET | TARGET | | | CHECKED | TARGET | TARGET | TARGET | |
| Red/Purple | 153,102 | 220,000 | 70% | 4,006,589 | Red/Purple | 151,020 | 220,000 | 69% | 3,902,386 | | |
| Blue | 90,953 | 212,000 | 43% | 2,116,497 | Blue | 80,165 | 212,000 | 38% | 2,067,519 | | |
| Green | 117,863 | 136,000 | 87% | 1,056,210 | Green | 106,777 | 136,000 | 79% | 1,014,748 | | |
| Gold | 92,144 | 116,000 | 79% | 1,231,678 | Gold | 78,875 | 116,000 | 68% | 1,198,787 | | |
| Expo | 40,219 | 90,000 | 45% | 856,363 | Expo | 36,063 | 90,000 | 40% | 814,438 | | |
| Orange | 65,836 | 92,000 | 72% | 670,614 | Orange | 57,084 | 92,000 | 62% | 656,298 | | |
| Bus | 5,132 | - | | | Bus | 4,695 | - | | | | |
| Total | 565,249 | | | | Total | 514,679 | | | | | |

Response Time:

- In August 2015, the average response time for "Calls for Service" (Emergency, Priority and Routine) for all rail lines and buses was 22.7 minutes. LASD currently complies with Metro's Performance Metrics requirement of average of 30 minutes for calls for service. Specifically, the response time for emergency calls was 4.8 minutes.

ATTACHMENTS

Attachment A - Transit Policing Division Report August 2015


Attachment B - Matrix of Bus Operator Assault Suspects

Prepared by: Duane Martin, DEO Project Management, (213) 922-7460

Alex Wiggins, EO System Security and Law Enforcement, (213) 922-4433

Reviewed by:

Stephanie Wiggins, Deputy Chief Executive Officer, (213) 922-1023



Phillip A. Washington
Chief Executive Officer

*LOS ANGELES COUNTY SHERIFF'S DEPARTMENT
TRANSIT POLICING DIVISION
RONENE M. ANDA, CHIEF*



MTA MONTHLY REPORT August 2015

Prepared by the Crime Analysis Unit



*LOS ANGELES COUNTY SHERIFF'S DEPARTMENT
TRANSIT POLICING DIVISION
RONENE M. ANDA, CHIEF*

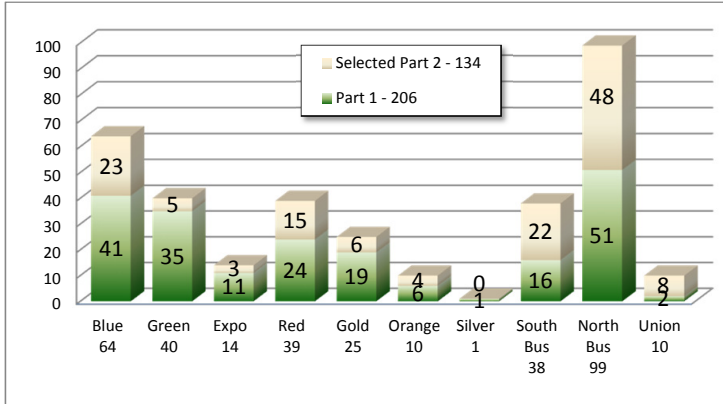
TABLE OF CONTENTS

Monthly Statistics

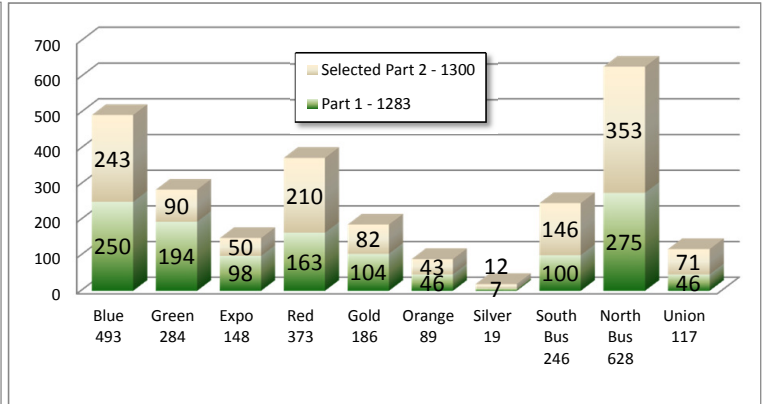
| | |
|--------------------------------------|-----------|
| Summary | 3 |
| Part 1 Crimes by Month - Rail..... | 4 |
| Part 1 Crimes by Month - Bus..... | 5 |
| Blue Line | 6 |
| Green Line | 7 |
| Expo Line | 8 |
| Red Line | 9 |
| Gold Line | 10 |
| Orange Line | 11 |
| Silver Line | 12 |
| South Bus..... | 13 |
| North Bus | 14 |
| Union Station..... | 15 |
| Reserve Company Services..... | 16 |

TRANSIT POLICING DIVISION - 2015

Aug Crimes - 340



YTD Crimes - 2583

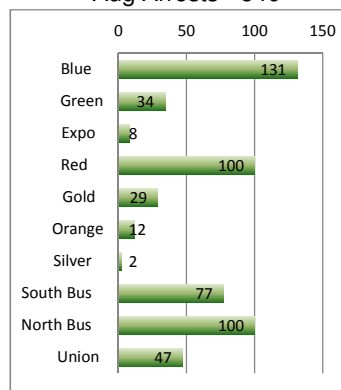


Part 1 Crimes per 1,000,000 Riders

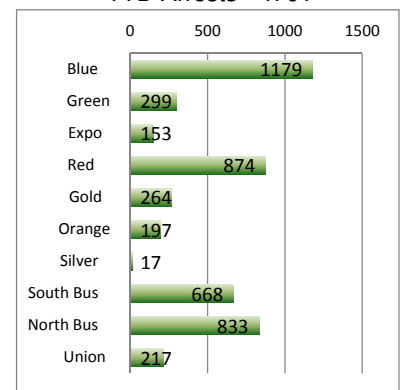
| | 2015 Jan - Aug | 2014 Jan - Aug | 2013 Jan - Aug | 2012 Jan - Aug |
|--------|-------------------|-------------------|-------------------|-------------------|
| Blue | 14.9 ↑ | 13.3 | 14.5 | 14.5 |
| Green | 24.2 ↓ | 25.0 | 24.5 | 22.8 |
| Expo | 15.1 ↑ | 11.8 | 19.6 | 24.8 |
| Red | 5.3 ↑ | 4.5 | 4.8 | 4.3 |
| Gold | 11.1 ↑ | 5.5 | 6.9 | 5.3 |
| Orange | 8.2 ↑ | 7.8 | 6.6 | 7.7 |
| Silver | 2.4 ↓ | 3.6 | 0.8 | 3.2 |
| Bus | 1.8 ↑ | 1.2 | 1.0 | 1.0 |

Arrow indicates an increase or decrease from last year.

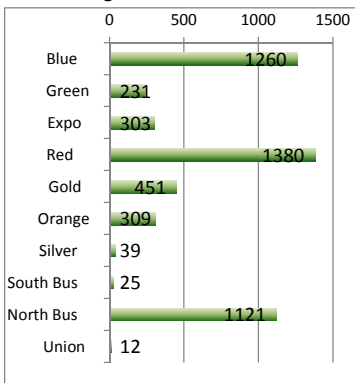
Aug Arrests - 540



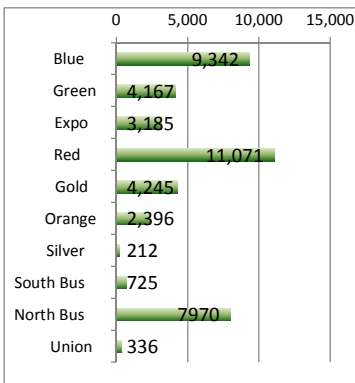
YTD Arrests - 4701



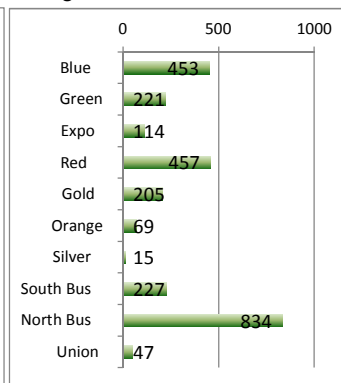
Aug Citations - 5131



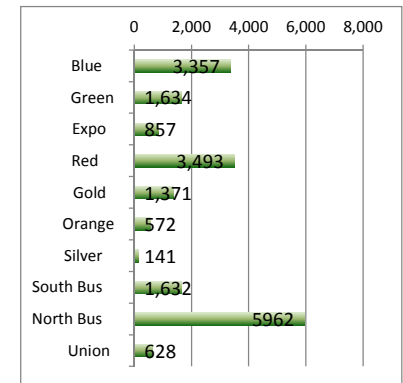
YTD Citations - 43649



Aug Calls For Service - 2642



YTD Calls For Service - 19647



SATURATION RATE

| August | BLUE | GREEN | EXPO | RED | GOLD | ORG | TOTAL |
|-----------------------|-----------|-----------|---------|-----------|-----------|---------|-----------|
| Ridership | 2,067,519 | 1,014,747 | 814,438 | 3,902,386 | 1,198,787 | 656,298 | 9,654,175 |
| Contacts | 80,165 | 106,777 | 36,063 | 151,020 | 78,875 | 57,084 | 509,984 |
| %Passengers Inspected | 3.88% | 10.52% | 4.43% | 3.87% | 6.58% | 8.70% | 5.28% |
| Boardings | 0 | 0 | 0 | 0 | 0 | 30 | 30 |
| Rides | 0 | 0 | 0 | 0 | 0 | 0 | 0 |
| Fare Warnings | 0 | 0 | 0 | 0 | 12 | 1 | 13 |

| YTD | BLUE | GREEN | EXPO | RED | GOLD | ORG | TOTAL |
|-----------------------|------------|-----------|-----------|------------|-----------|-----------|------------|
| YTD Ridership | 16,748,405 | 8,023,956 | 6,507,294 | 30,985,934 | 9,331,223 | 5,617,829 | 77,214,641 |
| YTD Contacts* | 817,645 | 946,036 | 365,459 | 1,467,679 | 742,996 | 531,686 | 4,871,501 |
| %Passengers Inspected | 4.88% | 11.79% | 5.62% | 4.74% | 7.96% | 9.46% | 6.31% |
| Boardings | 3,130 | 3,256 | 1,899 | 8,999 | 5,140 | 9,304 | 31,728 |
| Rides | 0 | 0 | 0 | 0 | 0 | 48 | 48 |
| Fare Warnings | 2,022 | 998 | 1,590 | 3,950 | 2,454 | 546 | 11,560 |

* Contacts are calculated by adding MPV checks and citations.

System-Wide Highlights

Part 1 Crimes have increased by 9% from Jan - Aug 2015 compared to Jan - Aug 2014.

The Green Line had a decrease in part 1 crimes per 1,000,000 riders, while the other rail lines had an increase.

Overall, buses had an increase in part 1 crimes per 1,000,000 riders from the same period last year.

*Part 1 Crimes by Month - Rail

| Blue Line | Jan | Feb | Mar | Apr | May | Jun | Jul | Aug | Sep | Oct | Nov | Dec | YTD |
|-------------------|-----------|-----------|-----------|-----------|-----------|-----------|-----------|-----------|----------|----------|----------|----------|------------|
| Homicide | 1 | 0 | 0 | 0 | 0 | 0 | 0 | 0 | 0 | 0 | 0 | 0 | 1 |
| Rape | 0 | 0 | 0 | 0 | 0 | 0 | 0 | 0 | 0 | 0 | 0 | 0 | 0 |
| Robbery | 10 | 4 | 6 | 2 | 8 | 8 | 8 | 8 | 0 | 0 | 0 | 0 | 54 |
| Agg Assault | 12 | 6 | 5 | 5 | 1 | 18 | 11 | 7 | 0 | 0 | 0 | 0 | 65 |
| Agg Assault on Op | 0 | 0 | 0 | 0 | 0 | 0 | 0 | 0 | 0 | 0 | 0 | 0 | 0 |
| Burglary | 0 | 0 | 0 | 0 | 0 | 0 | 0 | 0 | 0 | 0 | 0 | 0 | 0 |
| Grand Theft | 10 | 8 | 7 | 6 | 4 | 5 | 9 | 7 | 0 | 0 | 0 | 0 | 56 |
| Petty Theft | 3 | 4 | 5 | 2 | 3 | 2 | 5 | 12 | 0 | 0 | 0 | 0 | 36 |
| GTA | 2 | 2 | 3 | 1 | 4 | 1 | 3 | 6 | 0 | 0 | 0 | 0 | 22 |
| BTFV | 3 | 2 | 1 | 2 | 1 | 0 | 3 | 1 | 0 | 0 | 0 | 0 | 13 |
| Arson | 0 | 0 | 1 | 1 | 0 | 0 | 1 | 0 | 0 | 0 | 0 | 0 | 3 |
| Total | 41 | 26 | 28 | 19 | 21 | 34 | 40 | 41 | 0 | 0 | 0 | 0 | 250 |

| Green Line | Jan | Feb | Mar | Apr | May | Jun | Jul | Aug | Sep | Oct | Nov | Dec | YTD |
|-------------------|-----------|----------|-----------|-----------|-----------|-----------|-----------|-----------|----------|----------|----------|----------|------------|
| Homicide | 0 | 0 | 0 | 0 | 0 | 0 | 0 | 0 | 0 | 0 | 0 | 0 | 0 |
| Rape | 0 | 0 | 0 | 0 | 0 | 0 | 0 | 0 | 0 | 0 | 0 | 0 | 0 |
| Robbery | 6 | 1 | 3 | 2 | 6 | 10 | 7 | 12 | 0 | 0 | 0 | 0 | 47 |
| Agg Assault | 3 | 1 | 1 | 1 | 2 | 2 | 6 | 4 | 0 | 0 | 0 | 0 | 20 |
| Agg Assault on Op | 0 | 0 | 0 | 0 | 0 | 0 | 0 | 0 | 0 | 0 | 0 | 0 | 0 |
| Burglary | 0 | 0 | 0 | 0 | 0 | 0 | 0 | 0 | 0 | 0 | 0 | 0 | 0 |
| Grand Theft | 8 | 1 | 3 | 3 | 6 | 7 | 4 | 5 | 0 | 0 | 0 | 0 | 37 |
| Petty Theft | 2 | 5 | 1 | 4 | 4 | 4 | 4 | 3 | 0 | 0 | 0 | 0 | 27 |
| GTA | 5 | 0 | 8 | 2 | 7 | 4 | 8 | 8 | 0 | 0 | 0 | 0 | 42 |
| BTFV | 3 | 1 | 8 | 2 | 2 | 2 | 0 | 3 | 0 | 0 | 0 | 0 | 21 |
| Arson | 0 | 0 | 0 | 0 | 0 | 0 | 0 | 0 | 0 | 0 | 0 | 0 | 0 |
| Total | 27 | 9 | 24 | 14 | 27 | 29 | 29 | 35 | 0 | 0 | 0 | 0 | 194 |

| Expo Line | Jan | Feb | Mar | Apr | May | Jun | Jul | Aug | Sep | Oct | Nov | Dec | YTD |
|-------------------|-----------|-----------|-----------|-----------|-----------|----------|-----------|-----------|----------|----------|----------|----------|-----------|
| Homicide | 0 | 0 | 0 | 0 | 0 | 0 | 0 | 0 | 0 | 0 | 0 | 0 | 0 |
| Rape | 0 | 0 | 0 | 0 | 0 | 0 | 0 | 0 | 0 | 0 | 0 | 0 | 0 |
| Robbery | 1 | 3 | 2 | 2 | 3 | 1 | 0 | 2 | 0 | 0 | 0 | 0 | 14 |
| Agg Assault | 1 | 0 | 0 | 0 | 3 | 1 | 2 | 2 | 0 | 0 | 0 | 0 | 9 |
| Agg Assault on Op | 0 | 0 | 0 | 0 | 0 | 0 | 0 | 0 | 0 | 0 | 0 | 0 | 0 |
| Burglary | 0 | 0 | 0 | 0 | 0 | 0 | 0 | 0 | 0 | 0 | 0 | 0 | 0 |
| Grand Theft | 3 | 6 | 2 | 2 | 9 | 2 | 3 | 3 | 0 | 0 | 0 | 0 | 30 |
| Petty Theft | 4 | 4 | 6 | 7 | 6 | 2 | 4 | 4 | 0 | 0 | 0 | 0 | 37 |
| GTA | 1 | 0 | 1 | 0 | 0 | 0 | 1 | 0 | 0 | 0 | 0 | 0 | 3 |
| BTFV | 2 | 1 | 0 | 0 | 0 | 0 | 2 | 0 | 0 | 0 | 0 | 0 | 5 |
| Arson | 0 | 0 | 0 | 0 | 0 | 0 | 0 | 0 | 0 | 0 | 0 | 0 | 0 |
| Total | 12 | 14 | 11 | 11 | 21 | 6 | 12 | 11 | 0 | 0 | 0 | 0 | 98 |

| Red Line | Jan | Feb | Mar | Apr | May | Jun | Jul | Aug | Sep | Oct | Nov | Dec | YTD |
|-------------------|-----------|-----------|-----------|-----------|-----------|-----------|-----------|-----------|----------|----------|----------|----------|------------|
| Homicide | 0 | 0 | 0 | 0 | 0 | 0 | 0 | 0 | 0 | 0 | 0 | 0 | 0 |
| Rape | 0 | 0 | 0 | 0 | 0 | 0 | 0 | 0 | 0 | 0 | 0 | 0 | 0 |
| Robbery | 4 | 3 | 3 | 2 | 4 | 3 | 5 | 7 | 0 | 0 | 0 | 0 | 31 |
| Agg Assault | 3 | 2 | 6 | 10 | 9 | 13 | 5 | 2 | 0 | 0 | 0 | 0 | 50 |
| Agg Assault on Op | 0 | 0 | 0 | 0 | 0 | 0 | 0 | 0 | 0 | 0 | 0 | 0 | 0 |
| Burglary | 0 | 0 | 0 | 0 | 0 | 0 | 0 | 1 | 0 | 0 | 0 | 0 | 1 |
| Grand Theft | 2 | 2 | 1 | 1 | 4 | 1 | 1 | 2 | 0 | 0 | 0 | 0 | 14 |
| Petty Theft | 5 | 10 | 9 | 12 | 4 | 6 | 5 | 11 | 0 | 0 | 0 | 0 | 62 |
| GTA | 3 | 0 | 0 | 0 | 0 | 0 | 1 | 1 | 0 | 0 | 0 | 0 | 5 |
| BTFV | 0 | 0 | 0 | 0 | 0 | 0 | 0 | 0 | 0 | 0 | 0 | 0 | 0 |
| Arson | 0 | 0 | 0 | 0 | 0 | 0 | 0 | 0 | 0 | 0 | 0 | 0 | 0 |
| Total | 17 | 17 | 19 | 25 | 21 | 23 | 17 | 24 | 0 | 0 | 0 | 0 | 163 |

| Gold Line | Jan | Feb | Mar | Apr | May | Jun | Jul | Aug | Sep | Oct | Nov | Dec | YTD |
|-------------------|-----------|-----------|----------|-----------|-----------|-----------|-----------|-----------|----------|----------|----------|----------|------------|
| Homicide | 0 | 0 | 0 | 0 | 0 | 0 | 0 | 1 | 0 | 0 | 0 | 0 | 1 |
| Rape | 0 | 0 | 0 | 0 | 0 | 0 | 0 | 0 | 0 | 0 | 0 | 0 | 0 |
| Robbery | 2 | 0 | 3 | 2 | 2 | 1 | 1 | 3 | 0 | 0 | 0 | 0 | 14 |
| Agg Assault | 4 | 1 | 2 | 1 | 0 | 6 | 0 | 2 | 0 | 0 | 0 | 0 | 16 |
| Agg Assault on Op | 0 | 0 | 0 | 0 | 0 | 0 | 0 | 0 | 0 | 0 | 0 | 0 | 0 |
| Burglary | 0 | 1 | 0 | 0 | 1 | 0 | 0 | 0 | 0 | 0 | 0 | 0 | 2 |
| Grand Theft | 2 | 2 | 0 | 2 | 0 | 1 | 3 | 0 | 0 | 0 | 0 | 0 | 10 |
| Petty Theft | 2 | 5 | 1 | 4 | 4 | 2 | 6 | 6 | 0 | 0 | 0 | 0 | 30 |
| GTA | 2 | 0 | 1 | 0 | 1 | 0 | 1 | 1 | 0 | 0 | 0 | 0 | 6 |
| BTFV | 7 | 2 | 2 | 1 | 3 | 2 | 2 | 6 | 0 | 0 | 0 | 0 | 25 |
| Arson | 0 | 0 | 0 | 0 | 0 | 0 | 0 | 0 | 0 | 0 | 0 | 0 | 0 |
| Total | 19 | 11 | 9 | 10 | 11 | 12 | 13 | 19 | 0 | 0 | 0 | 0 | 104 |

* Part 1 Crimes are calculated in accordance with the FBI Uniform Crime Report standards. Homicides, Rapes, and Aggravated Assaults are counted by the number of victims.

Part 1 Crimes by Month - Bus

| Orange Line | Jan | Feb | Mar | Apr | May | Jun | Jul | Aug | Sep | Oct | Nov | Dec | YTD |
|-------------------|----------|----------|-----------|-----------|----------|----------|----------|----------|----------|----------|----------|----------|-----------|
| Homicide | 0 | 0 | 0 | 0 | 0 | 0 | 0 | 0 | 0 | 0 | 0 | 0 | 0 |
| Rape | 0 | 0 | 0 | 0 | 0 | 0 | 0 | 0 | 0 | 0 | 0 | 0 | 0 |
| Robbery | 1 | 0 | 1 | 0 | 1 | 0 | 0 | 0 | 0 | 0 | 0 | 0 | 3 |
| Agg Assault | 0 | 0 | 4 | 0 | 0 | 1 | 1 | 3 | 0 | 0 | 0 | 0 | 9 |
| Agg Assault on Op | 0 | 0 | 0 | 0 | 0 | 0 | 0 | 0 | 0 | 0 | 0 | 0 | 0 |
| Burglary | 0 | 0 | 0 | 0 | 0 | 0 | 0 | 0 | 0 | 0 | 0 | 0 | 0 |
| Grand Theft | 0 | 0 | 1 | 3 | 0 | 0 | 1 | 0 | 0 | 0 | 0 | 0 | 5 |
| Petty Theft | 2 | 0 | 2 | 7 | 2 | 4 | 3 | 3 | 0 | 0 | 0 | 0 | 23 |
| GTA | 1 | 1 | 1 | 0 | 0 | 2 | 0 | 0 | 0 | 0 | 0 | 0 | 5 |
| BTFV | 0 | 0 | 1 | 0 | 0 | 0 | 0 | 0 | 0 | 0 | 0 | 0 | 1 |
| Arson | 0 | 0 | 0 | 0 | 0 | 0 | 0 | 0 | 0 | 0 | 0 | 0 | 0 |
| Total | 4 | 1 | 10 | 10 | 3 | 7 | 5 | 6 | 0 | 0 | 0 | 0 | 46 |

| Silver Line | Jan | Feb | Mar | Apr | May | Jun | Jul | Aug | Sep | Oct | Nov | Dec | YTD |
|-------------------|----------|----------|----------|----------|----------|----------|----------|----------|----------|----------|----------|----------|----------|
| Homicide | 0 | 0 | 0 | 0 | 0 | 0 | 0 | 0 | 0 | 0 | 0 | 0 | 0 |
| Rape | 0 | 0 | 0 | 0 | 1 | 0 | 0 | 0 | 0 | 0 | 0 | 0 | 1 |
| Robbery | 0 | 0 | 0 | 0 | 0 | 0 | 0 | 0 | 0 | 0 | 0 | 0 | 0 |
| Agg Assault | 0 | 0 | 0 | 0 | 1 | 0 | 0 | 0 | 0 | 0 | 0 | 0 | 1 |
| Agg Assault on Op | 0 | 0 | 0 | 0 | 0 | 0 | 0 | 0 | 0 | 0 | 0 | 0 | 0 |
| Burglary | 0 | 0 | 1 | 0 | 0 | 0 | 0 | 0 | 0 | 0 | 0 | 0 | 1 |
| Grand Theft | 0 | 0 | 0 | 0 | 0 | 0 | 0 | 0 | 0 | 0 | 0 | 0 | 0 |
| Petty Theft | 0 | 0 | 1 | 0 | 1 | 0 | 0 | 1 | 0 | 0 | 0 | 0 | 3 |
| GTA | 0 | 0 | 0 | 0 | 0 | 0 | 0 | 0 | 0 | 0 | 0 | 0 | 0 |
| BTFV | 0 | 0 | 0 | 0 | 0 | 0 | 1 | 0 | 0 | 0 | 0 | 0 | 1 |
| Arson | 0 | 0 | 0 | 0 | 0 | 0 | 0 | 0 | 0 | 0 | 0 | 0 | 0 |
| Total | 0 | 0 | 2 | 0 | 3 | 0 | 1 | 1 | 0 | 0 | 0 | 0 | 7 |

| South Bus | Jan | Feb | Mar | Apr | May | Jun | Jul | Aug | Sep | Oct | Nov | Dec | YTD |
|-------------------|-----------|-----------|----------|----------|----------|-----------|-----------|-----------|----------|----------|----------|----------|------------|
| Homicide | 0 | 0 | 0 | 0 | 0 | 0 | 0 | 0 | 0 | 0 | 0 | 0 | 0 |
| Rape | 0 | 0 | 0 | 0 | 0 | 0 | 0 | 0 | 0 | 0 | 0 | 0 | 0 |
| Robbery | 8 | 3 | 2 | 1 | 1 | 2 | 0 | 3 | 0 | 0 | 0 | 0 | 20 |
| Agg Assault | 3 | 3 | 1 | 3 | 3 | 0 | 4 | 2 | 0 | 0 | 0 | 0 | 19 |
| Agg Assault on Op | 2 | 2 | 0 | 0 | 1 | 2 | 1 | 2 | 0 | 0 | 0 | 0 | 10 |
| Burglary | 1 | 0 | 0 | 0 | 0 | 0 | 0 | 0 | 0 | 0 | 0 | 0 | 1 |
| Grand Theft | 4 | 3 | 2 | 1 | 2 | 7 | 4 | 1 | 0 | 0 | 0 | 0 | 24 |
| Petty Theft | 1 | 2 | 3 | 2 | 1 | 5 | 1 | 5 | 0 | 0 | 0 | 0 | 20 |
| GTA | 0 | 0 | 0 | 0 | 0 | 2 | 0 | 0 | 0 | 0 | 0 | 0 | 2 |
| BTFV | 0 | 0 | 0 | 0 | 0 | 0 | 1 | 3 | 0 | 0 | 0 | 0 | 4 |
| Arson | 0 | 0 | 0 | 0 | 0 | 0 | 0 | 0 | 0 | 0 | 0 | 0 | 0 |
| Total | 19 | 13 | 8 | 7 | 8 | 18 | 11 | 16 | 0 | 0 | 0 | 0 | 100 |

| North Bus | Jan | Feb | Mar | Apr | May | Jun | Jul | Aug | Sep | Oct | Nov | Dec | YTD |
|-------------------|-----------|-----------|-----------|-----------|-----------|-----------|-----------|-----------|----------|----------|----------|----------|------------|
| Homicide | 0 | 0 | 0 | 0 | 0 | 0 | 0 | 0 | 0 | 0 | 0 | 0 | 0 |
| Rape | 0 | 0 | 0 | 0 | 0 | 0 | 1 | 0 | 0 | 0 | 0 | 0 | 1 |
| Robbery | 6 | 9 | 7 | 6 | 2 | 12 | 11 | 5 | 0 | 0 | 0 | 0 | 58 |
| Agg Assault | 9 | 12 | 6 | 8 | 5 | 5 | 17 | 16 | 0 | 0 | 0 | 0 | 78 |
| Agg Assault on Op | 0 | 0 | 1 | 2 | 2 | 3 | 1 | 2 | 0 | 0 | 0 | 0 | 11 |
| Burglary | 0 | 0 | 0 | 1 | 0 | 0 | 0 | 1 | 0 | 0 | 0 | 0 | 2 |
| Grand Theft | 4 | 8 | 11 | 7 | 4 | 7 | 2 | 12 | 0 | 0 | 0 | 0 | 55 |
| Petty Theft | 5 | 8 | 6 | 7 | 8 | 4 | 13 | 14 | 0 | 0 | 0 | 0 | 65 |
| GTA | 1 | 0 | 0 | 2 | 0 | 0 | 0 | 0 | 0 | 0 | 0 | 0 | 3 |
| BTFV | 0 | 1 | 0 | 0 | 0 | 0 | 0 | 1 | 0 | 0 | 0 | 0 | 2 |
| Arson | 0 | 0 | 0 | 0 | 0 | 0 | 0 | 0 | 0 | 0 | 0 | 0 | 0 |
| Total | 25 | 38 | 31 | 33 | 21 | 31 | 45 | 51 | 0 | 0 | 0 | 0 | 275 |

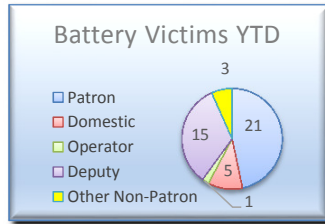
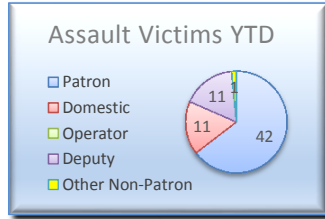
| Union Station | Jan | Feb | Mar | Apr | May | Jun | Jul | Aug | Sep | Oct | Nov | Dec | YTD |
|-------------------|----------|----------|----------|-----------|----------|----------|-----------|----------|----------|----------|----------|----------|-----------|
| Homicide | 0 | 0 | 0 | 0 | 0 | 0 | 0 | 0 | 0 | 0 | 0 | 0 | 0 |
| Rape | 0 | 0 | 0 | 0 | 0 | 0 | 0 | 0 | 0 | 0 | 0 | 0 | 0 |
| Robbery | 0 | 0 | 0 | 0 | 0 | 0 | 0 | 1 | 0 | 0 | 0 | 0 | 1 |
| Agg Assault | 3 | 1 | 1 | 4 | 2 | 1 | 1 | 0 | 0 | 0 | 0 | 0 | 13 |
| Agg Assault on Op | 0 | 0 | 0 | 0 | 0 | 0 | 0 | 0 | 0 | 0 | 0 | 0 | 0 |
| Burglary | 0 | 0 | 0 | 1 | 0 | 0 | 1 | 0 | 0 | 0 | 0 | 0 | 2 |
| Grand Theft | 1 | 0 | 1 | 1 | 0 | 0 | 0 | 1 | 0 | 0 | 0 | 0 | 4 |
| Petty Theft | 3 | 2 | 3 | 3 | 2 | 1 | 5 | 0 | 0 | 0 | 0 | 0 | 19 |
| GTA | 0 | 0 | 0 | 1 | 0 | 1 | 1 | 0 | 0 | 0 | 0 | 0 | 3 |
| BTFV | 1 | 0 | 0 | 1 | 0 | 0 | 2 | 0 | 0 | 0 | 0 | 0 | 4 |
| Arson | 0 | 0 | 0 | 0 | 0 | 0 | 0 | 0 | 0 | 0 | 0 | 0 | 0 |
| Total | 8 | 3 | 5 | 11 | 4 | 3 | 10 | 2 | 0 | 0 | 0 | 0 | 46 |

| Total | Jan | Feb | Mar | Apr | May | Jun | Jul | Aug | Sep | Oct | Nov | Dec | YTD |
|-------------------|------------|------------|------------|------------|------------|------------|------------|------------|----------|----------|----------|----------|-------------|
| Homicide | 1 | 0 | 0 | 0 | 0 | 0 | 0 | 1 | 0 | 0 | 0 | 0 | 2 |
| Rape | 0 | 0 | 0 | 0 | 1 | 0 | 1 | 0 | 0 | 0 | 0 | 0 | 2 |
| Robbery | 38 | 23 | 27 | 17 | 27 | 37 | 32 | 41 | 0 | 0 | 0 | 0 | 242 |
| Agg Assault | 38 | 26 | 26 | 32 | 26 | 47 | 47 | 38 | 0 | 0 | 0 | 0 | 280 |
| Agg Assault on Op | 2 | 2 | 1 | 2 | 3 | 5 | 2 | 4 | 0 | 0 | 0 | 0 | 21 |
| Burglary | 1 | 1 | 1 | 2 | 1 | 0 | 1 | 2 | 0 | 0 | 0 | 0 | 9 |
| Grand Theft | 34 | 30 | 28 | 26 | 29 | 30 | 27 | 31 | 0 | 0 | 0 | 0 | 235 |
| Petty Theft | 27 | 40 | 37 | 48 | 35 | 30 | 46 | 59 | 0 | 0 | 0 | 0 | 322 |
| GTA | 15 | 3 | 14 | 6 | 12 | 10 | 15 | 16 | 0 | 0 | 0 | 0 | 91 |
| BTFV | 16 | 7 | 12 | 6 | 6 | 4 | 11 | 14 | 0 | 0 | 0 | 0 | 76 |
| Arson | 0 | 0 | 1 | 1 | 0 | 0 | 1 | 0 | 0 | 0 | 0 | 0 | 3 |
| Total | 172 | 132 | 147 | 140 | 140 | 163 | 183 | 206 | 0 | 0 | 0 | 0 | 1283 |

BLUE LINE

REPORTED CRIME

| PART 1 CRIMES | Aug | YTD |
|-------------------------------|-----------|------------|
| Homicide | 0 | 1 |
| Rape | 0 | 0 |
| Robbery | 8 | 54 |
| Agg Assault | 7 | 65 |
| Agg Assault on Op | 0 | 0 |
| Burglary | 0 | 0 |
| Grand Theft | 7 | 56 |
| Petty Theft | 12 | 36 |
| Motor Vehicle Theft | 6 | 22 |
| Burg/Theft From Vehicle | 1 | 13 |
| Arson | 0 | 3 |
| SUB-TOTAL | 41 | 250 |
| Selected Part 2 Crimes | | |
| Battery | 6 | 51 |
| Battery Rail Operator | 0 | 0 |
| Sex Offenses | 1 | 14 |
| Weapons | 3 | 20 |
| Narcotics | 4 | 68 |
| Trespassing | 5 | 49 |
| Vandalism | 4 | 41 |
| SUB-TOTAL | 23 | 243 |
| TOTAL | 64 | 493 |



Part 1 Crimes per Station

| Station | Aug | YTD |
|--------------|-----------|------------|
| 7th/Metro | 0 | 8 |
| Pico | 1 | 4 |
| Grand | 0 | 11 |
| San Pedro | 1 | 5 |
| Washington | 1 | 4 |
| Vernon | 2 | 4 |
| Slauson | 1 | 11 |
| Florence | 2 | 19 |
| Firestone | 1 | 12 |
| 103rd St | 6 | 15 |
| Willowbrook | 5 | 37 |
| Compton | 3 | 17 |
| Artesia | 3 | 21 |
| Del Amo | 8 | 26 |
| Wardlow | 1 | 5 |
| Willow | 4 | 26 |
| PCH | 0 | 2 |
| Anaheim | 2 | 6 |
| 5th St | 0 | 3 |
| 1st St | 0 | 1 |
| Transit Mall | 0 | 8 |
| Pacific | 0 | 4 |
| Rail Yard | 0 | 1 |
| Total | 41 | 250 |

ARRESTS

| Type | Aug | YTD |
|--------------|------------|-------------|
| Felony | 21 | 234 |
| Misdemeanor | 110 | 945 |
| TOTAL | 131 | 1179 |

CITATIONS

| Type | Aug | YTD |
|------------------------|--------------|--------------|
| Fare Evasion Citations | 1,038 | 6,693 |
| Other Citations | 64 | 712 |
| Vehicle Code Citations | 158 | 1,937 |
| TOTAL | 1,260 | 9,342 |

CALLS FOR SERVICE

| TYPE | Aug | | YTD | |
|--------------|------------|-------------|-------------|-------------|
| | Total | Avg | Total | Avg |
| Emergency | 35 | 5.7 | 229 | 4.8 |
| Priority | 214 | 10.2 | 1517 | 12.0 |
| Routine | 204 | 26.5 | 1611 | 22.1 |
| Total | 453 | 17.2 | 3357 | 16.4 |

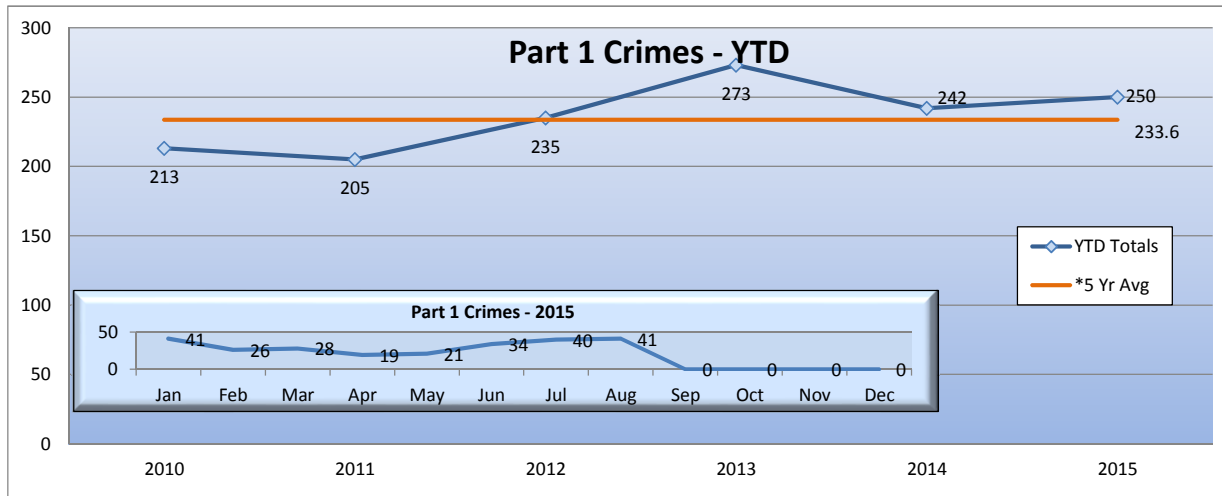
FARE ENFORCEMENT

| | Aug | YTD |
|------------------------|-----------|------------|
| Ridership | 2,067,519 | 16,748,405 |
| Contacts | 80,165 | 817,645 |
| % of Patrons Inspected | 3.88 | 4.88 |
| Boardings | 0 | 3,130 |
| Ride | 0 | 0 |
| Fare Warning | 0 | 2,022 |

Blue Line Highlights

The Blue Line had 8 more part 1 crimes, which is a 3% increase from the same period last year.

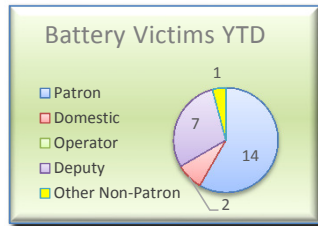
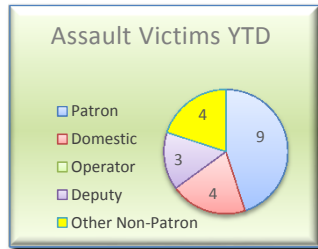
Part 1 crimes per 1,000,000 riders were up from the same period last year.



*5 yr average is based on the average of part 1 crimes from 2010 - 2014.

GREEN LINE

| REPORTED CRIME | | |
|-------------------------|-----------|------------|
| PART 1 CRIMES | Aug | YTD |
| Homicide | 0 | 0 |
| Rape | 0 | 0 |
| Robbery | 12 | 47 |
| Agg Assault | 4 | 20 |
| Agg Assault on Op | 0 | 0 |
| Burglary | 0 | 0 |
| Grand Theft | 5 | 37 |
| Petty Theft | 3 | 27 |
| Motor Vehicle Theft | 8 | 42 |
| Burg/Theft From Vehicle | 3 | 21 |
| Arson | 0 | 0 |
| SUB-TOTAL | 35 | 194 |
| Selected Part 2 Crimes | | |
| Battery | 2 | 26 |
| Battery Rail Operator | 0 | 0 |
| Sex Offenses | 1 | 5 |
| Weapons | 0 | 5 |
| Narcotics | 1 | 24 |
| Trespassing | 0 | 7 |
| Vandalism | 1 | 23 |
| SUB-TOTAL | 5 | 90 |
| TOTAL | 40 | 284 |



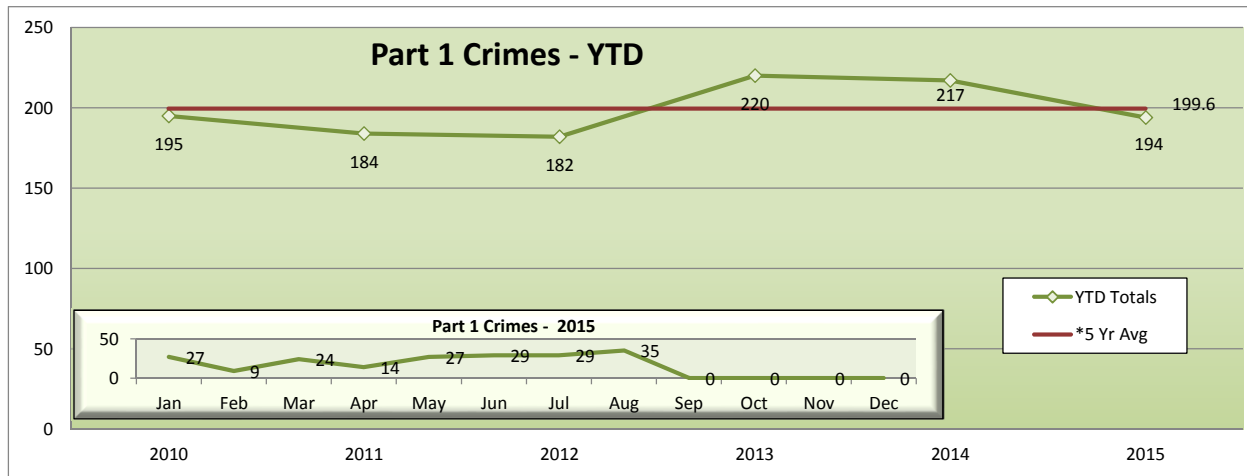
| Part 1 Crimes per Station | | |
|---------------------------|-----------|------------|
| Station | Aug | YTD |
| Redondo Beach | 0 | 3 |
| Douglas | 1 | 2 |
| El Segundo | 0 | 1 |
| Mariposa | 0 | 1 |
| Aviation | 2 | 24 |
| Hawthorne | 4 | 15 |
| Crenshaw | 3 | 16 |
| Vermont | 3 | 12 |
| Harbor | 2 | 20 |
| Avalon | 2 | 17 |
| Willowbrook | 7 | 30 |
| Long Beach | 4 | 23 |
| Lakewood | 3 | 16 |
| Norwalk | 4 | 14 |
| Total | 35 | 194 |

| ARRESTS | | |
|--------------|-----------|------------|
| Type | Aug | YTD |
| Felony | 15 | 85 |
| Misdemeanor | 19 | 214 |
| TOTAL | 34 | 299 |

| CITATIONS | | |
|------------------------|------------|--------------|
| Type | Aug | YTD |
| Fare Evasion Citations | 147 | 3,201 |
| Other Citations | 22 | 397 |
| Vehicle Code Citations | 62 | 569 |
| TOTAL | 231 | 4,167 |

| CALLS FOR SERVICE | | | | |
|-------------------|------------|-------------|-------------|-------------|
| TYPE | Aug | | YTD | |
| | Total | Avg | Total | Avg |
| Emergency | 17 | 4.1 | 85 | 5.3 |
| Priority | 70 | 10.3 | 598 | 13.2 |
| Routine | 134 | 25.7 | 951 | 20.3 |
| Total | 221 | 19.2 | 1634 | 17.0 |

| FARE ENFORCEMENT | | |
|------------------------|-----------|-----------|
| | Aug | YTD |
| Ridership | 1,014,747 | 8,023,956 |
| Contacts | 106,777 | 946,036 |
| % of Patrons Inspected | 10.52 | 11.79 |
| Boardings | 0 | 3,256 |
| Ride | 0 | 0 |
| Fare Warning | 0 | 998 |



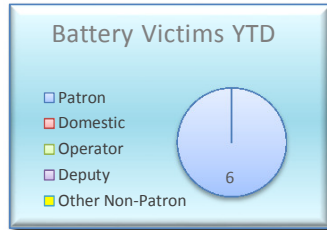
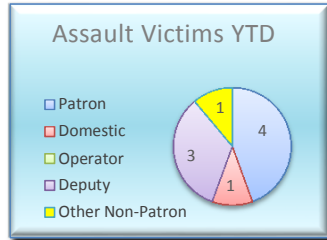
*5 yr average is based on the average of part 1 crimes from 2010 - 2014.

Green Line Highlights
The Green Line had 23 less part 1 crimes, which is a 11% decrease from the same period last year.
Part 1 crimes per 1,000,000 riders were down from the same period last year.

EXPO LINE

REPORTED CRIME

| PART 1 CRIMES | Aug | YTD |
|-------------------------------|-----------|------------|
| Homicide | 0 | 0 |
| Rape | 0 | 0 |
| Robbery | 2 | 14 |
| Agg Assault | 2 | 9 |
| Agg Assault on Op | 0 | 0 |
| Burglary | 0 | 0 |
| Grand Theft | 3 | 30 |
| Petty Theft | 4 | 37 |
| Motor Vehicle Theft | 0 | 3 |
| Burg/Theft From Vehicle | 0 | 5 |
| Arson | 0 | 0 |
| SUB-TOTAL | 11 | 98 |
| Selected Part 2 Crimes | | |
| Battery | 0 | 7 |
| Battery Rail Operator | 0 | 0 |
| Sex Offenses | 1 | 2 |
| Weapons | 0 | 5 |
| Narcotics | 0 | 4 |
| Trespassing | 0 | 7 |
| Vandalism | 2 | 25 |
| SUB-TOTAL | 3 | 50 |
| TOTAL | 14 | 148 |



Part 1 Crimes per Station

| Station | Aug | YTD |
|---------------|-----------|-----------|
| 7th/Metro | 0 | 0 |
| Pico | 0 | 0 |
| 23rd St | 1 | 4 |
| Jefferson/USC | 1 | 4 |
| Expo/USC | 0 | 3 |
| Expo/Vermont | 1 | 4 |
| Expo/Western | 1 | 8 |
| Expo/Crenshaw | 0 | 8 |
| Farmdale | 0 | 4 |
| La Brea | 0 | 4 |
| La Cienega | 1 | 16 |
| Culver City | 6 | 43 |
| Total | 11 | 98 |

ARRESTS

| Type | Aug | YTD |
|--------------|----------|------------|
| Felony | 1 | 40 |
| Misdemeanor | 7 | 113 |
| TOTAL | 8 | 153 |

CITATIONS

| Type | Aug | YTD |
|------------------------|------------|--------------|
| Fare Evasion Citations | 147 | 1,629 |
| Other Citations | 26 | 141 |
| Vehicle Code Citations | 130 | 1,415 |
| TOTAL | 303 | 3,185 |

CALLS FOR SERVICE

| TYPE | Aug | | YTD | |
|--------------|------------|-------------|------------|-------------|
| | Total | Avg | Total | Avg |
| Emergency | 9 | 3.9 | 39 | 5.6 |
| Priority | 48 | 11.8 | 330 | 13.0 |
| Routine | 57 | 22.8 | 488 | 22.6 |
| Total | 114 | 16.7 | 857 | 18.1 |

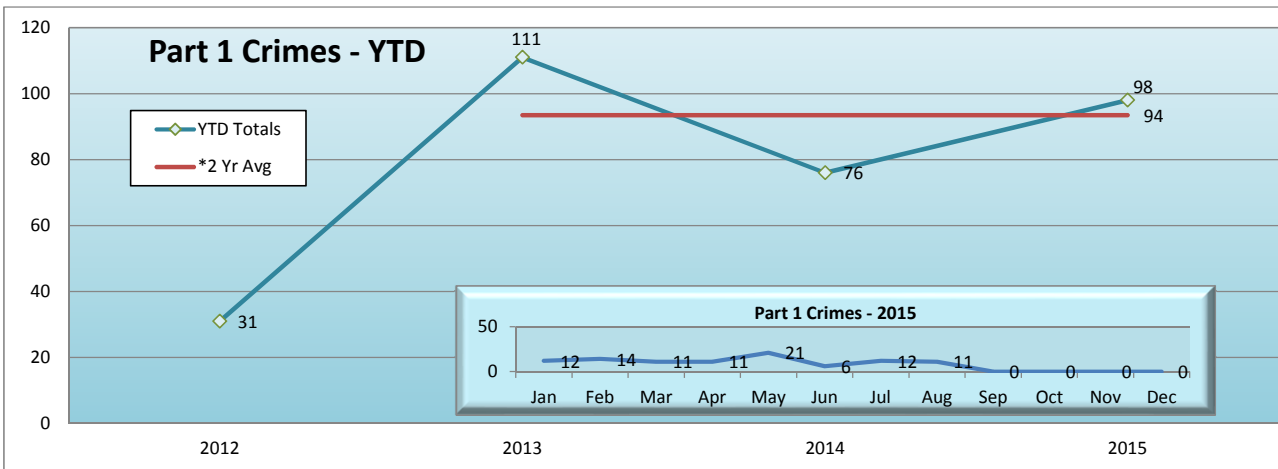
FARE ENFORCEMENT

| | Aug | YTD |
|------------------------|---------|-----------|
| Ridership | 814,438 | 6,507,294 |
| Contacts | 36,063 | 365,459 |
| % of Patrons Inspected | 4.43 | 5.62 |
| Boardings | 0 | 1,899 |
| Ride | 0 | 0 |
| Fare Warning | 0 | 1,590 |

Expo Line Highlights

The Expo Line had 22 more part 1 crime, which is a 29% increase from the same period last year.

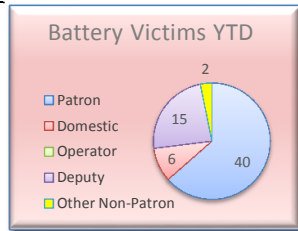
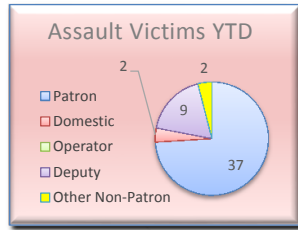
Part 1 crimes per 1,000,000 riders were up from the same period last year.



*Expo line opened in April 2012, so a 2 yr average from 2013 - 2014 is calculated.

RED LINE

| REPORTED CRIME | | |
|-------------------------|-----------|------------|
| PART 1 CRIMES | Aug | YTD |
| Homicide | 0 | 0 |
| Rape | 0 | 0 |
| Robbery | 7 | 31 |
| Agg Assault | 2 | 50 |
| Agg Assault on Op | 0 | 0 |
| Burglary | 1 | 1 |
| Grand Theft | 2 | 14 |
| Petty Theft | 11 | 62 |
| Motor Vehicle Theft | 1 | 5 |
| Burg/Theft From Vehicle | 0 | 0 |
| Arson | 0 | 0 |
| SUB-TOTAL | 24 | 163 |
| Selected Part 2 Crimes | | |
| Battery | 6 | 69 |
| Battery Rail Operator | 0 | 0 |
| Sex Offenses | 2 | 21 |
| Weapons | 2 | 11 |
| Narcotics | 4 | 65 |
| Trespassing | 0 | 21 |
| Vandalism | 1 | 23 |
| SUB-TOTAL | 15 | 210 |
| TOTAL | 39 | 373 |



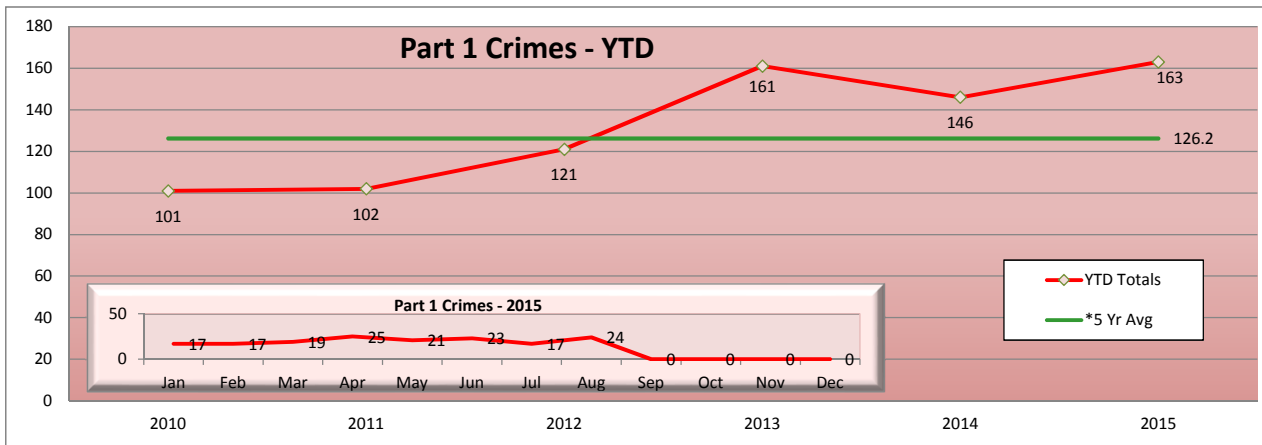
| Part 1 Crimes per Station | | |
|---------------------------|-----------|------------|
| Station | Aug | YTD |
| Union Station | 0 | 12 |
| Civic Center | 0 | 2 |
| Pershing Square | 2 | 12 |
| 7th/Metro | 1 | 8 |
| Westlake | 4 | 19 |
| Wilshire/Vermont | 3 | 17 |
| Wilshire/Normandie | 0 | 2 |
| Vermont/Beverly | 0 | 0 |
| Wilshire/Western | 1 | 4 |
| Vermont/Santa Monica | 2 | 7 |
| Vermont/Sunset | 1 | 8 |
| Hollywood/Western | 0 | 7 |
| Hollywood/Vine | 2 | 6 |
| Hollywood/Highland | 1 | 14 |
| Universal | 1 | 11 |
| North Hollywood | 5 | 31 |
| Red Line Rail Yard | 1 | 3 |
| Total | 24 | 163 |

| ARRESTS | | |
|--------------|------------|------------|
| Type | Aug | YTD |
| Felony | 13 | 172 |
| Misdemeanor | 87 | 702 |
| TOTAL | 100 | 874 |

| CITATIONS | | |
|------------------------|--------------|---------------|
| Type | Aug | YTD |
| Fare Evasion Citations | 1,038 | 8,309 |
| Other Citations | 139 | 943 |
| Vehicle Code Citations | 203 | 1,819 |
| TOTAL | 1,380 | 11,071 |

| CALLS FOR SERVICE | | | | |
|-------------------|------------|-------------|-------------|-------------|
| TYPE | Aug | | YTD | |
| | Total | Avg | Total | Avg |
| Emergency | 14 | 4.9 | 134 | 6.1 |
| Priority | 187 | 16.4 | 1527 | 13.8 |
| Routine | 256 | 25.1 | 1832 | 23.9 |
| Total | 457 | 20.9 | 3493 | 18.8 |

| FARE ENFORCEMENT | | |
|------------------------|-----------|------------|
| | Aug | YTD |
| Ridership | 3,902,386 | 30,985,934 |
| Contacts | 151,020 | 1,467,679 |
| % of Patrons Inspected | 3.87 | 4.74 |
| Boardings | 0 | 8,999 |
| Ride | 0 | 0 |
| Fare Warning | 0 | 3,950 |



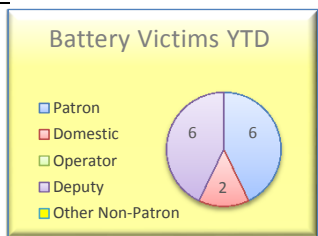
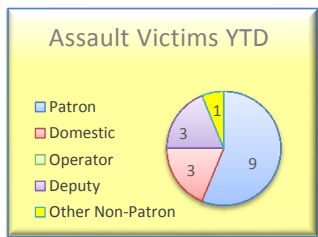
RED Line Highlights
The Red Line had 17 more part 1 crimes which is a 12% increase from the same period last year.

Part 1 crimes per 1,000,000 riders were up from the same period last year.

*5 yr average is based on the average of part 1 crimes from 2010 - 2014.

GOLD LINE

| REPORTED CRIME | | |
|-------------------------|-----------|------------|
| PART 1 CRIMES | Aug | YTD |
| Homicide | 1 | 1 |
| Rape | 0 | 0 |
| Robbery | 3 | 14 |
| Agg Assault | 2 | 16 |
| Agg Assault on Op | 0 | 0 |
| Burglary | 0 | 2 |
| Grand Theft | 0 | 10 |
| Petty Theft | 6 | 30 |
| Motor Vehicle Theft | 1 | 6 |
| Burg/Theft From Vehicle | 6 | 25 |
| Arson | 0 | 0 |
| SUB-TOTAL | 19 | 104 |
| Selected Part 2 Crimes | | |
| Battery | 2 | 16 |
| Battery Rail Operator | 0 | 0 |
| Sex Offenses | 1 | 3 |
| Weapons | 1 | 6 |
| Narcotics | 1 | 23 |
| Trespassing | 0 | 4 |
| Vandalism | 1 | 30 |
| SUB-TOTAL | 6 | 82 |
| TOTAL | 25 | 186 |



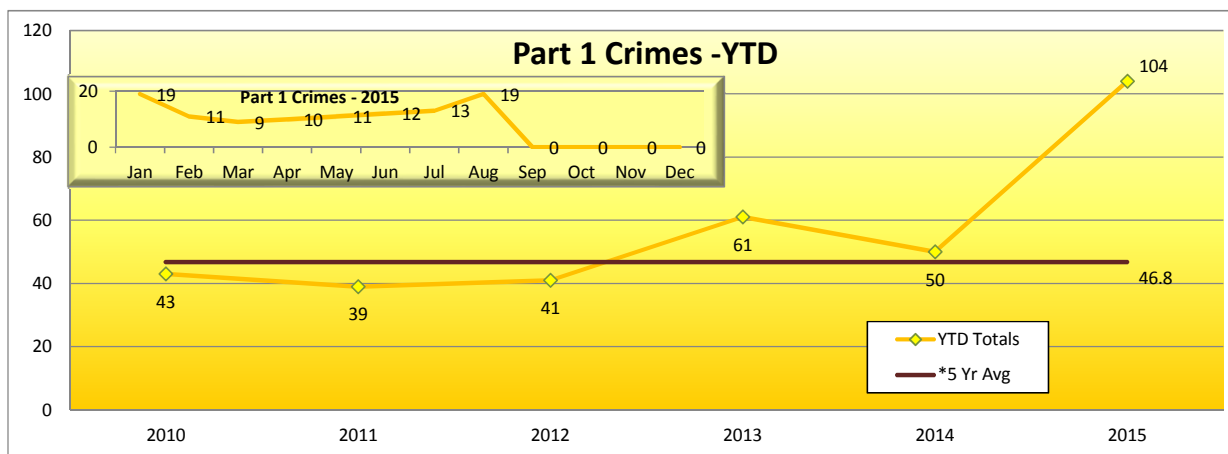
| Part 1 Crimes per Station | | |
|---------------------------|-----------|------------|
| Station | Aug | YTD |
| Sierra Madre | 1 | 23 |
| Allen | 0 | 4 |
| Lake | 0 | 2 |
| Memorial Park | 1 | 2 |
| Del Mar | 0 | 3 |
| Fillmore | 0 | 0 |
| South Pasadena | 0 | 3 |
| Highland Park | 0 | 11 |
| SW Museum | 0 | 1 |
| Heritage Square | 4 | 9 |
| Lincoln Heights | 2 | 5 |
| Chinatown | 1 | 1 |
| Union Station | 3 | 10 |
| Little Tokyo | 0 | 4 |
| Pico | 0 | 0 |
| Mariachi | 0 | 1 |
| Soto | 3 | 7 |
| Indiana | 1 | 13 |
| Maravilla | 0 | 0 |
| East La | 0 | 0 |
| Atlantic | 3 | 5 |
| Total | 19 | 104 |

| ARRESTS | | |
|--------------|-----------|------------|
| Type | Aug | YTD |
| Felony | 6 | 43 |
| Misdemeanor | 23 | 221 |
| TOTAL | 29 | 264 |

| CITATIONS | | |
|------------------------|------------|--------------|
| Type | Aug | YTD |
| Fare Evasion Citations | 285 | 3,037 |
| Other Citations | 26 | 354 |
| Vehicle Code Citations | 140 | 854 |
| TOTAL | 451 | 4,245 |

| CALLS FOR SERVICE | | | | |
|-------------------|------------|-------------|-------------|-------------|
| TYPE | Aug | | YTD | |
| | Total | Avg | Total | Avg |
| Emergency | 8 | 7.6 | 48 | 7.9 |
| Priority | 109 | 21.0 | 641 | 16.4 |
| Routine | 88 | 24.4 | 682 | 26.0 |
| Total | 205 | 21.9 | 1371 | 20.9 |

| FARE ENFORCEMENT | | |
|------------------------|-----------|-----------|
| | Aug | YTD |
| Ridership | 1,198,787 | 9,331,223 |
| Contacts | 78,875 | 742,996 |
| % of Patrons Inspected | 6.58 | 7.96 |
| Boardings | 0 | 5,140 |
| Ride | 0 | 0 |
| Fare Warning | 12 | 2,454 |



Gold Line Highlights

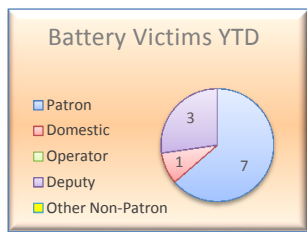
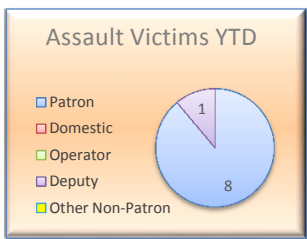
The Gold Line had 54 more part 1 crimes, which is an 108% increase of from the same period last year.

Part 1 crimes per 1,000,000 riders were up from the same period last year.

*5 yr average is based on the average of part 1 crimes from 2010 - 2014.

ORANGE LINE

| REPORTED CRIME | | |
|-------------------------|-----------|-----------|
| PART 1 CRIMES | Aug | YTD |
| Homicide | 0 | 0 |
| Rape | 0 | 0 |
| Robbery | 0 | 3 |
| Agg Assault | 3 | 9 |
| Agg Assault on Op | 0 | 0 |
| Burglary | 0 | 0 |
| Grand Theft | 0 | 5 |
| Petty Theft | 3 | 23 |
| Motor Vehicle Theft | 0 | 5 |
| Burg/Theft From Vehicle | 0 | 1 |
| Arson | 0 | 0 |
| SUB-TOTAL | 6 | 46 |
| Selected Part 2 Crimes | | |
| Battery | 3 | 14 |
| Battery Bus Operator | 0 | 0 |
| Sex Offenses | 0 | 1 |
| Weapons | 0 | 3 |
| Narcotics | 0 | 7 |
| Trespassing | 0 | 3 |
| Vandalism | 1 | 15 |
| SUB-TOTAL | 4 | 43 |
| TOTAL | 10 | 89 |



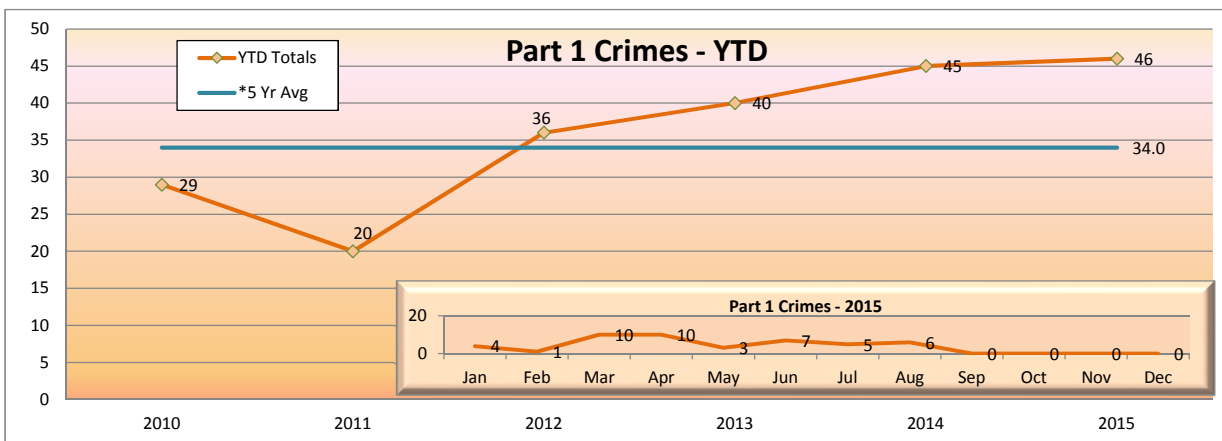
| Part 1 Crimes per Station | | |
|---------------------------|----------|-----------|
| Station | Aug | YTD |
| North Hollywood | 2 | 5 |
| Laurel Canyon | 0 | 1 |
| Valley College | 0 | 1 |
| Woodman | 0 | 2 |
| Van Nuys | 1 | 5 |
| Sepulveda | 0 | 4 |
| Woodley | 1 | 2 |
| Balboa | 1 | 7 |
| Reseda | 0 | 7 |
| Tampa | 0 | 1 |
| Pierce College | 0 | 2 |
| De Soto | 1 | 1 |
| Canoga | 0 | 2 |
| Warner Center | 0 | 0 |
| Sherman Way | 0 | 2 |
| Roscoe | 0 | 1 |
| Nordhoff | 0 | 1 |
| Chatsworth | 0 | 2 |
| Total | 6 | 46 |

| ARRESTS | | |
|--------------|-----------|------------|
| Type | Aug | YTD |
| Felony | 3 | 29 |
| Misdemeanor | 9 | 168 |
| TOTAL | 12 | 197 |

| CITATIONS | | |
|------------------------|------------|--------------|
| Type | Aug | YTD |
| Fare Evasion Citations | 242 | 1,751 |
| Other Citations | 4 | 33 |
| Vehicle Code Citations | 63 | 612 |
| TOTAL | 309 | 2,396 |

| CALLS FOR SERVICE | | | | |
|-------------------|-----------|-------------|------------|-------------|
| TYPE | Aug | | YTD | |
| | Total | Avg | Total | Avg |
| Emergency | 1 | 6.0 | 22 | 8.1 |
| Priority | 32 | 16.0 | 293 | 16.4 |
| Routine | 36 | 21.9 | 257 | 26.4 |
| Total | 69 | 19.0 | 572 | 20.6 |

| FARE ENFORCEMENT | | |
|------------------------|---------|-----------|
| | Aug | YTD |
| Ridership | 656,298 | 5,617,829 |
| Contacts | 57,084 | 531,686 |
| % of Patrons Inspected | 8.70 | 9.46 |
| Boardings | 30 | 9,304 |
| Ride | 0 | 48 |
| Fare Warning | 1 | 546 |



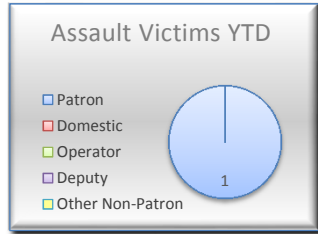
Orange Line Highlights

The Orange Line had 1 more part 1 crimes, which is a 2% increase from the same period last year.

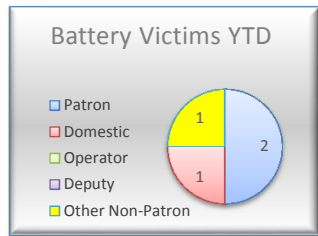
Part 1 crimes per 1,000,000 riders were down from the same period last year.

SILVER LINE

| REPORTED CRIME | | |
|-------------------------|----------|-----------|
| PART 1 CRIMES | Aug | YTD |
| Homicide | 0 | 0 |
| Rape | 0 | 1 |
| Robbery | 0 | 0 |
| Agg Assault | 0 | 1 |
| Agg Assault on Op | 0 | 0 |
| Burglary | 0 | 1 |
| Grand Theft | 0 | 0 |
| Petty Theft | 1 | 3 |
| Motor Vehicle Theft | 0 | 0 |
| Burg/Theft From Vehicle | 0 | 1 |
| Arson | 0 | 0 |
| SUB-TOTAL | 1 | 7 |
| Selected Part 2 Crimes | | |
| Battery | 0 | 4 |
| Battery Bus Operator | 0 | 0 |
| Sex Offenses | 0 | 0 |
| Weapons | 0 | 0 |
| Narcotics | 0 | 1 |
| Trespassing | 0 | 0 |
| Vandalism | 0 | 7 |
| SUB-TOTAL | 0 | 12 |
| TOTAL | 1 | 19 |



| Part 1 Crimes per Station | | |
|---------------------------|----------|----------|
| Station | Aug | YTD |
| El Monte | 0 | 2 |
| Cal State LA | 0 | 0 |
| LAC/USC | 0 | 0 |
| Alameda | 0 | 0 |
| Downtown | 1 | 1 |
| 37th St/USC | 0 | 0 |
| Slauson | 0 | 0 |
| Manchester | 0 | 0 |
| Harbor Fwy | 0 | 1 |
| Rosecrans | 0 | 0 |
| Harbor/Gateway | 0 | 3 |
| Total | 1 | 7 |

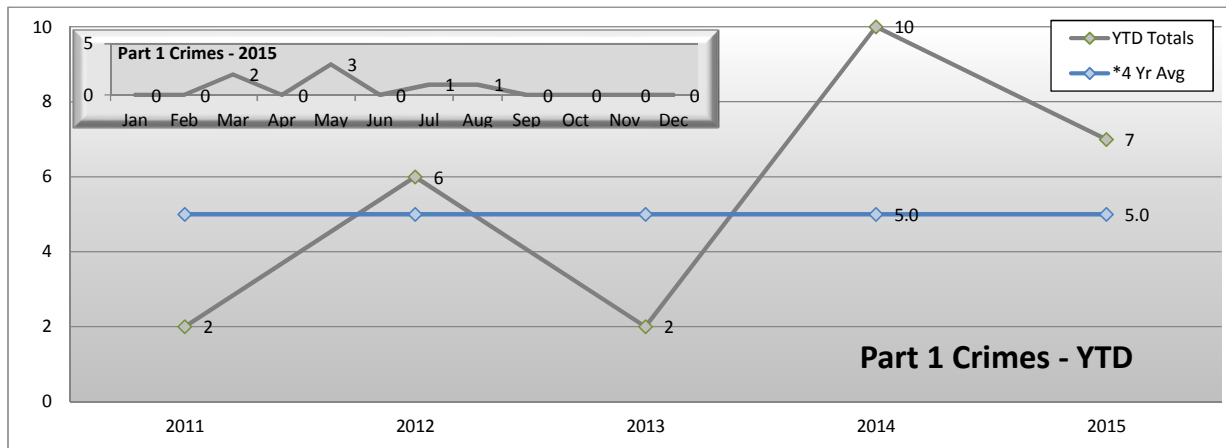


| ARRESTS | | |
|--------------|----------|-----------|
| Type | Aug | YTD |
| Felony | 0 | 6 |
| Misdemeanor | 2 | 11 |
| TOTAL | 2 | 17 |

| CITATIONS | | |
|------------------------|-----------|------------|
| Type | Aug | YTD |
| Fare Evasion Citations | 1 | 6 |
| Other Citations | 19 | 97 |
| Vehicle Code Citations | 19 | 109 |
| TOTAL | 39 | 212 |

| CALLS FOR SERVICE | | | | |
|-------------------|-----------|-------------|------------|-------------|
| TYPE | Aug | | YTD | |
| | Total | Avg | Total | Avg |
| Emergency | 0 | 0.0 | 6 | 5.3 |
| Priority | 6 | 18.5 | 81 | 12.5 |
| Routine | 9 | 20.1 | 54 | 18.6 |
| Total | 15 | 19.5 | 141 | 14.5 |

| FARE ENFORCEMENT | | |
|------------------------|---------|-----------|
| | Aug | YTD |
| Ridership | 349,292 | 2,880,935 |
| Contacts | 290 | 2,422 |
| % of Patrons Inspected | 0.08 | 0.08 |
| Boardings | 108 | 667 |
| Ride | 0 | 13 |
| Fare Warning | 21 | 74 |



Silver Line Highlights

The Silver Line had 3 less part 1 crimes, which is a 30% decrease from the same period last year.

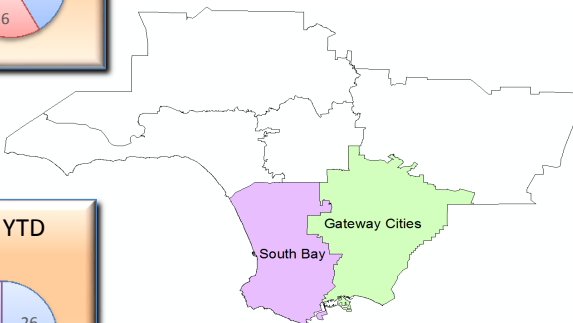
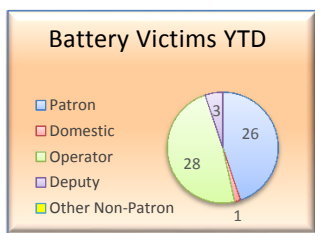
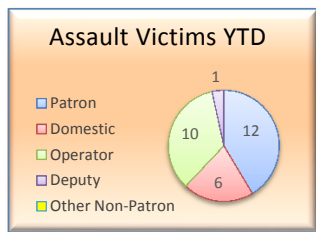
Part 1 crimes per 1,000,000 riders were down from the same period last year.

*4 yr average is based on the average of part 1 crimes from 2011 - 2014.

South Bus Patrol

| REPORTED CRIME | | |
|-------------------------|-----------|------------|
| PART 1 CRIMES | Aug | YTD |
| Homicide | 0 | 0 |
| Rape | 0 | 0 |
| Robbery | 3 | 20 |
| Agg Assault | 2 | 19 |
| Agg Assault on Op | 2 | 10 |
| Burglary | 0 | 1 |
| Grand Theft | 1 | 24 |
| Petty Theft | 5 | 20 |
| Motor Vehicle Theft | 0 | 2 |
| Burg/Theft From Vehicle | 3 | 4 |
| Arson | 0 | 0 |
| SUB-TOTAL | 16 | 100 |
| Selected Part 2 Crimes | | |
| Battery | 5 | 30 |
| Battery Bus Operator | 5 | 28 |
| Sex Offenses | 1 | 8 |
| Weapons | 1 | 12 |
| Narcotics | 2 | 35 |
| Trespassing | 0 | 3 |
| Vandalism | 8 | 30 |
| SUB-TOTAL | 22 | 146 |
| TOTAL | 38 | 246 |

| Part 1 Crimes per Sector | | |
|--------------------------|-----------|------------|
| Sector | Aug | YTD |
| Gateway Cities | 5 | 20 |
| South Bay | 11 | 80 |
| Total | 16 | 100 |



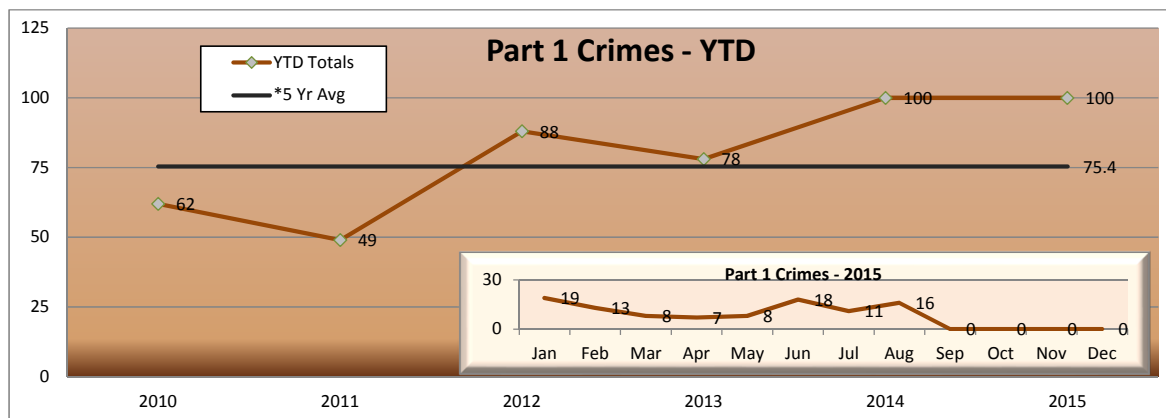
| ARRESTS | | |
|--------------|-----------|------------|
| Type | Aug | YTD |
| Felony | 14 | 115 |
| Misdemeanor | 63 | 553 |
| TOTAL | 77 | 668 |

| CITATIONS | | |
|------------------------|-----------|------------|
| Type | Aug | YTD |
| Fare Evasion Citations | 3 | 94 |
| Other Citations | 7 | 18 |
| Vehicle Code Citations | 15 | 613 |
| TOTAL | 25 | 725 |

| CALLS FOR SERVICE | | | | |
|-------------------|------------|-------------|--------------|-------------|
| TYPE | Aug | | YTD | |
| | Total | Avg | Total | Avg |
| Emergency | 7 | 7.6 | 66 | 8.5 |
| Priority | 107 | 14.8 | 799 | 15.0 |
| Routine | 113 | 25.8 | 767 | 26.0 |
| Total | 227 | 20.1 | 1,632 | 19.9 |

FARE ENFORCEMENT*

*South Bus Fare Enforcement data is combined with North Bus.



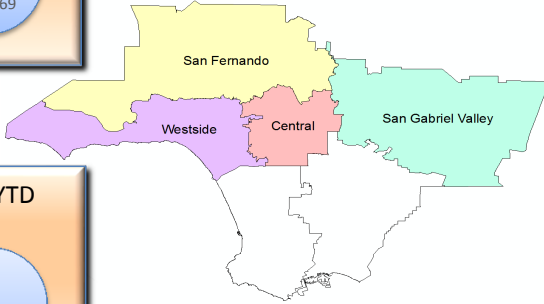
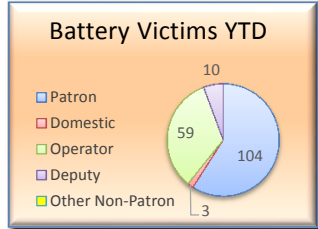
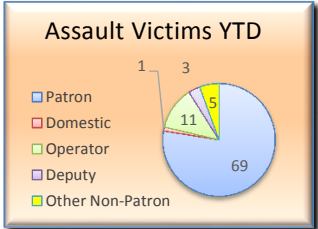
*5 yr average is based on the average of part 1 crimes from 2010 - 2014.

South Bus Highlights
The South bus Lines had the same amount of part 1 crimes from the same period last year.

North Bus Patrol

| REPORTED CRIME | | |
|-------------------------|-----------|------------|
| PART 1 CRIMES | Aug | YTD |
| Homicide | 0 | 0 |
| Rape | 0 | 1 |
| Robbery | 5 | 58 |
| Agg Assault | 16 | 78 |
| Agg Assault on Op | 2 | 11 |
| Burglary | 1 | 2 |
| Grand Theft | 12 | 55 |
| Petty Theft | 14 | 65 |
| Motor Vehicle Theft | 0 | 3 |
| Burg/Theft From Vehicle | 1 | 2 |
| Arson | 0 | 0 |
| SUB-TOTAL | 51 | 275 |
| Selected Part 2 Crimes | | |
| Battery | 17 | 117 |
| Battery Bus Operator | 8 | 59 |
| Sex Offenses | 5 | 25 |
| Weapons | 3 | 10 |
| Narcotics | 4 | 42 |
| Trespassing | 2 | 19 |
| Vandalism | 9 | 81 |
| SUB-TOTAL | 48 | 353 |
| TOTAL | 99 | 628 |

| Part 1 Crimes per Sector | | |
|--------------------------|-----------|------------|
| Sector | Aug | YTD |
| San Gabriel | 5 | 20 |
| Westside | 13 | 34 |
| San Fernando | 10 | 26 |
| Central | 23 | 195 |
| Total | 51 | 275 |

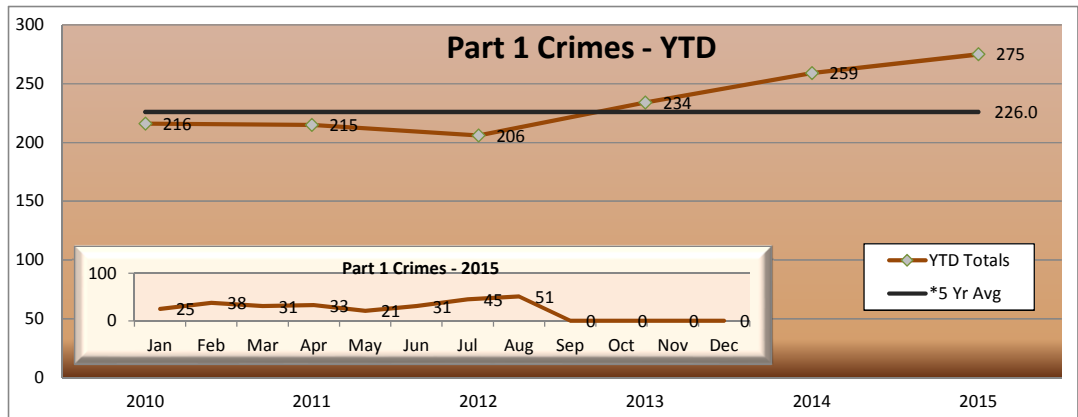


| ARRESTS | | |
|--------------|------------|------------|
| Type | Aug | YTD |
| Felony | 21 | 190 |
| Misdemeanor | 79 | 643 |
| TOTAL | 100 | 833 |

| CITATIONS | | |
|------------------------|--------------|--------------|
| Type | Aug | YTD |
| Fare Evasion Citations | 119 | 450 |
| Other Citations | 34 | 291 |
| Vehicle Code Citations | 968 | 7,229 |
| TOTAL | 1,121 | 7,970 |

| CALLS FOR SERVICE | | | | |
|-------------------|------------|-------------|--------------|-------------|
| TYPE | Aug | | YTD | |
| | Total | Avg | Total | Avg |
| Emergency | 47 | 6.6 | 230 | 7.6 |
| Priority | 389 | 15.1 | 2,969 | 15.9 |
| Routine | 398 | 22.9 | 2,763 | 26.5 |
| Total | 834 | 18.3 | 5,962 | 20.5 |

| FARE ENFORCEMENT | | |
|------------------------|------------|-------------|
| | Aug | YTD |
| Ridership* | 25,501,376 | 213,894,009 |
| Contacts | 3,690 | 51,729 |
| % of Patrons Inspected | 0.01 | 0.02 |
| Boardings | 3,729 | 35,941 |
| Rides | 2,345 | 12,989 |
| Fare Warning | 520 | 3,228 |

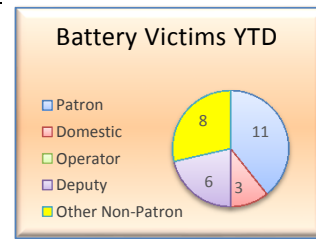
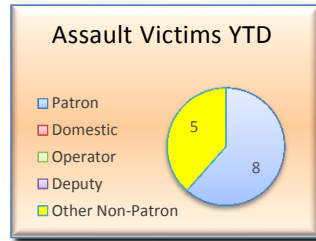


North Bus Highlights
The North Bus Lines had 16 more part 1 crimes, which is a 6% increase from the same period last year.

*5 yr average is based on the average of part 1 crimes from 2010 - 2014.

Union Station

| REPORTED CRIME | | |
|-------------------------|-----------|------------|
| PART 1 CRIMES | Aug | YTD |
| Homicide | 0 | 0 |
| Rape | 0 | 0 |
| Robbery | 1 | 1 |
| Agg Assault | 0 | 13 |
| Agg Assault on Op | 0 | 0 |
| Burglary | 0 | 2 |
| Grand Theft | 1 | 4 |
| Petty Theft | 0 | 19 |
| Motor Vehicle Theft | 0 | 3 |
| Burg/Theft From Vehicle | 0 | 4 |
| Arson | 0 | 0 |
| SUB-TOTAL | 2 | 46 |
| Selected Part 2 Crimes | | |
| Battery | 3 | 28 |
| Battery Bus Operator | 0 | 0 |
| Sex Offenses | 0 | 3 |
| Weapons | 1 | 6 |
| Narcotics | 3 | 25 |
| Trespassing | 0 | 7 |
| Vandalism | 1 | 2 |
| SUB-TOTAL | 8 | 71 |
| TOTAL | 10 | 117 |



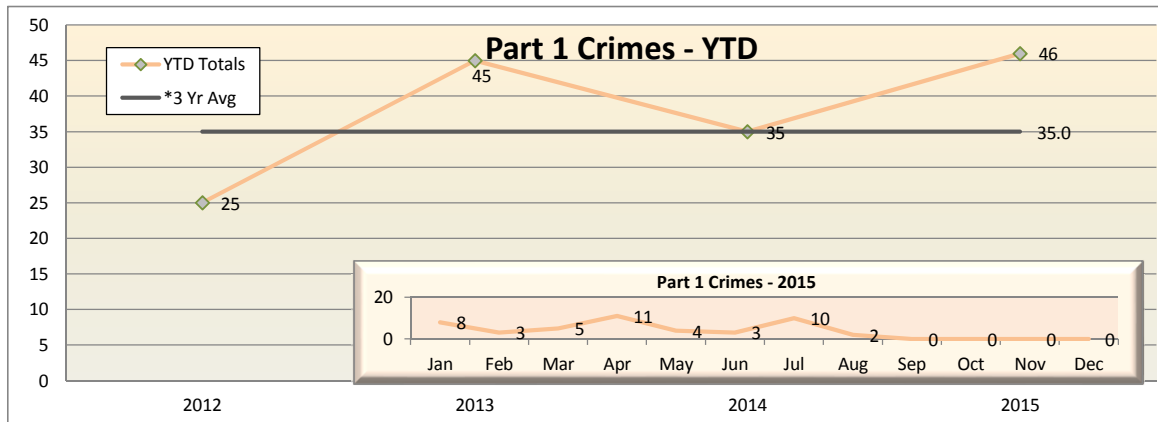
| Part 1 Crimes at Union Station | | |
|--------------------------------|----------|-----------|
| Side | Aug | YTD |
| Westside | 2 | 29 |
| Eastside | 0 | 17 |
| Total | 2 | 46 |



| ARRESTS | | |
|--------------|-----------|------------|
| Type | Aug | YTD |
| Felony | 10 | 65 |
| Misdemeanor | 37 | 152 |
| TOTAL | 47 | 217 |

| CITATIONS | | |
|------------------------|-----------|------------|
| Type | Aug | YTD |
| Fare Evasion Citations | 1 | 83 |
| Other Citations | 1 | 123 |
| Vehicle Code Citations | 10 | 130 |
| TOTAL | 12 | 336 |

| CALLS FOR SERVICE | | | | |
|-------------------|-----------|-------------|------------|-------------|
| TYPE | Aug | | YTD | |
| | Total | Avg | Total | Avg |
| Emergency | 3 | 2.0 | 17 | 8.9 |
| Priority | 19 | 105.3 | 282 | 13.3 |
| Routine | 25 | 22.5 | 329 | 15.8 |
| Total | 47 | 54.7 | 628 | 14.5 |



Union Station Highlights

Union Station had 11 more part 1 crimes, which is a 31% increase from the same period last year.

*3 yr average is based on the average of part 1 crimes from 2012 - 2014.



LOS ANGELES COUNTY SHERIFF'S DEPARTMENT
 TRANSIT POLICING DIVISION
 RONENE M. ANDA, CHIEF

**ALLOCATION OF LAW ENFORCEMENT SERVICES
 RESERVE COMPANY SERVICES
 August 2015**

| | JAN | FEB | MAR | APR | MAY | JUN | JUL | AUG | SEP | OCT | NOV | DEC | YTD |
|-------------------------|------------|------------|------------|------------|------------|------------|------------|------------|----------|----------|----------|----------|-------------|
| TSB San Fernando Valley | 121 | 82 | 149 | 114 | 58 | 142 | 37 | 91 | | | | | 794 |
| Westside/Central Motors | 156 | 193 | 362 | 318 | 316 | 251 | 306 | 287 | | | | | 2189 |
| SGV Volunteer Company | 437 | 385 | 397 | 286 | 294 | 271 | 300 | 283 | | | | | 2653 |
| Blue/Green Line Sector | 32 | 22 | 22 | 93 | 64 | 84 | 87 | 44 | | | | | 448 |
| TOTAL | 746 | 682 | 930 | 811 | 732 | 748 | 730 | 705 | 0 | 0 | 0 | 0 | 6084 |

*Each month, Reserve totals will display totals from the previous month because totals are not submitted until the end of each month.

The LASD reserve units are attached to regular LASD units of assignments. The reserves are there to perform the same function as any deputy. In that way, the reserves augment the force at no increase in cost. Contract agencies benefit significantly by the presence of reserves since they are directly paying for the LASD contract and do not have to pay for the additional reserve force.

*N/C = Not Complete

www.lasdreserve.org

Bus Operator Assault Matrix

ATTACHMENT B

| Line | Type | Date | Day | Time | Narrative | Arrest Made | Charges Requested | Charges Filed | Sentence (Probation/Time/Jail or Prison) |
|----------|-----------|-----------|-----|-------|--|-------------|--------------------------|--------------------------|---|
| L111 | NAA | 1/1/2015 | Thu | 15:00 | Assault sus arrested for grabbing vic's crotch and spitting on him | Yes | 243.3PC | | Case Reject - No fling by the city |
| L704 | NAA | 1/5/2015 | Mon | 8:00 | Sus MH/40-50/508/175 spit on bus op over fare | | | | |
| L71 | NAA | 1/7/2015 | Wed | 13:50 | Sus FB/40/507/130/Blk/Bro threw water on bus op for previous problems | | | | |
| L710 | NAA | 1/7/2015 | Wed | 19:55 | Sus MB/25-35/506/140 spit on bus op over smoking policy | | | | |
| L165 | Sex Crime | 1/7/2015 | Wed | 6:00 | Sus MB/30/600/160 took offshirt and pants on bus | | | | |
| L240 | NAA | 1/10/2015 | Sat | 1:30 | Sus MH/25-35/509/190/Blk/Brn spit on bus op over fare | | | | |
| L117 | AA | 1/11/2015 | Sun | 12:20 | Assault suspects arrested for punching bus op over fare | Yes | 243.3PC | 243.3PC | Referred to C.A. for misdemeanor - Case rejected |
| L770 | NAA | 1/12/2015 | Mon | 16:45 | Sus Castillo, Christopher punched vic in chest over bus fare | Yes | 647(F)PC; 853.7PC | 647(F)PC; 853.7PC | Alhambra (Call) |
| L108 | AA | 1/14/2015 | Wed | 11:30 | Assault suspect arrested for stabbing bus op w/ screwdriver for cutting him off | Yes | 422(A)PC & 14601.1(A)PC | 422(A)PC & 14601.1(A)PC | Case still in court |
| L780 | NAA | 1/15/2015 | Thu | 19:20 | Sus MB/20s/601/150/red punched bus op in face over demanding to stop | | | | |
| L18 | NAA | 1/20/2015 | Tue | 14:30 | Sus MB/509/200/30s punched bus op in face on bus | | | | |
| L780 | NAA | 1/23/2015 | Fri | 15:45 | Battery suspect arrested for hitting bus op over fare | Yes | 243.3PC | 243.3PC | Convicted - 24 months probation |
| L48 | AA | 2/2/2015 | Mon | 10:32 | Battery sus arrested for hitting bus op with cane | Yes | 243.3PC | 243.3PC | No fling - Reject, interest of justice |
| L117 | NAA | 2/2/2015 | Mon | 17:57 | Sus MB/16/507-508/170-180 threw ice cubes at bus op over fare | | | | |
| L60 | NAA | 2/4/2015 | Wed | 11:04 | Battery sus arrested for rubbing bus op leg | Yes | 243.3PC | 243.3PC | Case Rejected by the DA - Insufficient Evidence |
| L53 | NAA | 2/7/2015 | Sat | 14:15 | Sus MH/18-25/506/150 spit on bus op for quoting fare | | | | |
| L754 | NAA | 2/7/2015 | Sat | 17:45 | Sus FB/49-50/507/160/Blk/Bro punched and kicked the bus op regarding policy | | | | |
| L754 | NAA | 2/7/2015 | Sat | 17:21 | Sus MH/40/511/190/Blk/Bro swung his fists three times at bus op and spit on him regarding quoted fare | | | | |
| L757 | NAA | 2/10/2015 | Tue | 20:47 | Sus bf Taylor, Donta punched bus op in face three times over domestic argument | | | | |
| L611 | NAA | 2/12/2015 | Thu | 14:15 | Sus FB/40s/Blk/Bro threw hot soup at the bus op | | | | |
| L760 | NAA | 2/13/2015 | Fri | 10:52 | Mutual combat of bus op/passenger | | | | |
| L204 | NAA | 2/13/2015 | Fri | 0:42 | Attempt Carjacking Sus arrested | Yes | 10851(a)CVC & 243.3PC | 10851(a)CVC & 243.3PC | Convicted - 30 Days Jail & 1 year Summary Probation |
| L460 | AA | 2/25/2015 | Wed | 10:15 | Assault sus arrested for assaulting bus op | Yes | 245(A)(1)PC; 211PC | 245(A)(1)PC; 211PC | Case still in court |
| L33 | NAA | 2/27/2015 | Fri | 3:30 | Assault sus arrested for hitting bus op | Yes | 242PC | 242PC | No fling |
| L83 | NAA | 3/1/2015 | Sun | 17:45 | Sus MB/34-36/507-509/160-180 punched bus op in face over wanting a different bus line informatbn | No | 243.3PC | | Suspect deceased |
| L2 | NAA | 3/4/2015 | Wed | 16:10 | Sus MB/40-50/506-509/150-170 punched the bus op in the face over stating the fare and punched a bus patron | | | | |
| L45 | NAA | 3/10/2015 | Tue | 16:45 | Sus MB/18/511/150 spit on bus op when he asked to see Tap Card | Yes | 243.3PC | 243.3PC | Summary Probation |
| L910 | NAA | 3/14/2015 | Sat | 13:45 | Sus FB/30-35*507-508/150-160/Blk/Bro w/ Tiger paw tatbos on thighs spit on bus op | | | | |
| L4 | NAA | 3/16/2015 | Mon | 21:54 | Battery sus arrested for spitting on bus op | Yes | 242/243.3PC; 640(D)(1)PC | 242/243.3PC; 640(D)(1)PC | Convicted - 1 year Summary Probation & 8 days jail |
| L761 | NAA | 3/17/2015 | Tue | 8:30 | Sus MW/50-55/508/160 spit on bus op | | | | |
| L2 | NAA | 3/18/2015 | Wed | 9:30 | Sus FW/25/Bro/Grn threw cold coffee at bus op over bus detour | | | | |
| L-Silver | NAA | 3/19/2015 | Thu | 21:05 | Sus MW/600/180 threw food at bus op for missing stop | | | | |
| L150 | NAA | 3/20/2015 | Fri | 17:30 | Sus MW/600/200/Blk/Brn punched bus op in face over fare | | | | |
| L210 | NAA | 3/21/2015 | Sat | 20:05 | Battery sus arrested for throwing cold liquid at bus op | Yes | 243.3PC | 243.3PC | Warrant issued for arrest - \$26,000 |
| L18 | AA | 3/23/2015 | Mon | 17:45 | Sus MH/600/200 threatened bus op with knife demanded stop | | | | |
| L260 | NAA | 3/25/2015 | Wed | 13:15 | Battery sus arrested for shoving bus op | Yes | 242/243.3PC | 242/243.3PC | Reject - Insufficient evidence |
| L20 | NAA | 3/27/2015 | Fri | 7:00 | Sus MB/509/160/30yrs punched bus op after he woke him up | | | | |
| L204 | Robbery | 3/27/2015 | Fri | 12:00 | Sus MB/25-30/510-600/175-200/Blk/Brn stole change from fare box, pinned bus op arm when she tried to stop him and exited bus | | | | |
| L10 | NAA | 3/27/2015 | Fri | 16:00 | Sus MB/50-55/508/160/Blk/Brn pushed the bus op for telling him it was illegal to drink alcohol on bus | | | | |
| L720 | NAA | 3/31/2015 | Tue | 15:20 | Sus MB/28-35/509/190 threw cold liquid at bus op when asked about fare | | | | |
| L70 | AA | 4/1/2015 | Wed | 23:33 | Sus MH/18 hit bus op in face for quoting fare | Yes | 245(A)(1)PC | 245(A)(1)PC | Convicted - 3 years state prison |
| L757 | NAA | 4/1/2015 | Wed | 14:50 | Sus FA/50-60/500-502/100-120/Bro/Bro hit bus op on forearm with palm over bus route | | | | |
| L120 | NAA | 4/3/2015 | Fri | 13:15 | Sus FB/20/507/125/Blk/Blk threw cold liquid on bus op after he demanded stop | | | | |
| L603 | AA | 4/5/2015 | Sun | 14:46 | Assault suspect arrested for shooting at a bus, bus op hit with glass | Yes | 246.3PC | 246.3PC | Case still in court |
| L207 | NAA | 4/5/2015 | Sun | 19:25 | Sus MB/511/200/50-55yrs spat on bus op b/c air conditioner was on | Yes | 243.3PC | | No Filing |
| L108 | Robbery | 4/8/2015 | Wed | 14:45 | Attempt Robbery sus arrested | Yes | 211PC | 211PC | Case adjudicate - Juvenile camp - 3 months |
| L720 | Robbery | 4/9/2015 | Thu | 16:50 | Robbery sus arrested | Yes | 211PC | 211PC | Convicted - 180 days jail & 3 year summary probation - Vic uncoop |
| L206 | NAA | 4/15/2015 | Wed | 17:55 | Sus FB/50-55/503-505/120-130/Blk/Bro struck bus op in face for almost running into him | | | | |
| L206 | NAA | 4/15/2015 | Wed | 17:55 | Vic (bus op) non-desirous of prosecution | No | 243.3PC | | Victim non-desirous |
| L233 | NAA | 4/16/2015 | Thu | 12:46 | Battery sus arrested for spitting on bus op | Yes | 415.3PC & 243.3PC | 415.3PC & 243.3PC | Warrant |

* Highlighted in yellow; have court dates pending or have been referred to the LA County Attorney's Office with no disposition yet.

Bus Operator Assault Matrix

ATTACHMENT B

| Line | Type | Date | Day | Time | Narrative | Arrest Made | Charges Requested | Charges Filed | Sentence (Probation/Time/Jail or Prison) |
|-------|-----------|-----------|-----|-------|---|-------------|------------------------------------|------------------------------------|---|
| L704 | NAA | 4/17/2015 | Fri | 7:00 | Sus MH/45/507/170 spit on the bus op for quoting fare after TAP cards had no funds | | | | |
| L233 | NAA | 4/17/2015 | Fri | 8:00 | Sus FB/40-41/509/110/Blk/Brn threw food at bus op for almost hitting her | | | | |
| L207 | NAA | 4/18/2015 | Sat | 14:30 | Sus FB/25-30/507/medium/Blk/Blk threw liquid and liquor bottle at bus op for unknown reason | | | | |
| L33 | NAA | 4/22/2015 | Wed | 14:15 | MW/507-509/130/30-40hrs spat on bus op over fare | | | | |
| L754 | NAA | 4/23/2015 | Thu | 12:52 | Sus MH spat on bus op over fare | | | | |
| L233 | NAA | 4/24/2015 | Fri | 21:05 | Sus MH/508/170/30 threw dirt on bus op for calling depts on him | | | | |
| L2 | Sex Crime | 4/30/2015 | Thu | 11:40 | Sus MB/509/250/Blk/Bro masturbated by bus op | | | | |
| L152 | NAA | 4/26/2015 | Sun | 11:42 | Sus MH/30-35/508/150/Blk/Bro spit in bus op face over fare | | | | |
| L788 | NAA | 4/27/2015 | Mon | 9:13 | Battery sus arrested for hitting bus op in head for no reason | Yes | 243.3PC | 243.3PC | Convicted - 36 Months Probation |
| L150 | NAA | 4/28/2015 | Tue | 14:50 | Sus MH/18-21/506/170 spit on bus op for quoting fare | | | | |
| L16 | NAA | 4/29/2015 | Wed | 18:33 | Assault sus arrested for hitting bus op when bus op closed doors on him | Yes | 243.3PC & 242PC | 243.3PC & 242PC | |
| L204 | NAA | 4/29/2015 | Wed | 0:05 | Sus MB/55-60/504-508/160 threw cold liquid at bus op when she told him to leave for being disorderly | Yes | 243.3PC | 243.3PC | |
| L200 | NAA | 5/3/2015 | Sun | 11:25 | Sus MB/600/205/Blk/Bro slapped phone from bus op's hands, hitting his hand | | | | |
| L204 | Sex Crime | 5/4/2015 | Mon | 5:30 | MB suspect arrested for indecent exposure on bus | Yes | 290.018(b)PC, 314.1PC & 647(a)PC | 290.018(b)PC, 314.1PC & 647(a)PC | Not our case - but appears probation |
| L710 | NAA | 5/5/2015 | Tue | 15:43 | FB suspect arrested for hitting bus op after demanding a stop | Yes | 243.3PC | 243.3PC | Not Filed - Unable To Locate |
| L81 | NAA | 5/10/2015 | Sun | 9:05 | Sus FB/43-45/504-505/160/Blk/Brn punched the bus op in the face after the bus op moved out of the way of her cart | Yes | 243.3PC | 243.3PC | |
| L744 | NAA | 5/11/2015 | Mon | 20:08 | Battery sus arrested for spitting on bus op over policy | Yes | 243.3PC | 243.3PC | Nothing found - No File |
| L40 | AA | 5/11/2015 | Mon | 10:39 | Assault sus arrested for pulling a knife on the bus op | Yes | 245(a)(1)PC & 422PC | 245(a)(1)PC & 422PC | Case still in court - Pending |
| L218 | NAA | 5/17/2015 | Sun | 15:38 | Battery sus arrested for hitting bus op on arm for shoes policy | Yes | 594(b)(1)PC & 243.3PC | 594(b)(1)PC & 243.3PC | Convicted - 30 days jail & 1 year summary probation |
| L207 | NAA | 5/18/2015 | Mon | 5:30 | Sus MB/20s/500-510/140-170 threw can at bus op | | | | |
| L115 | NAA | 5/21/2015 | Thu | 18:00 | Sus MB/25/507 spit on bus op over asking for fare | | | | |
| L16 | NAA | 5/28/2015 | Thu | 8:05 | Sus MH/506/30 threw coffee on bus op over eating food on bus | | | | |
| L-Unk | NAA | 5/30/2015 | Sat | 15:40 | MB suspect arrested for hitting bus op | Yes | 243.3PC | 243.3PC | Case # 5CA114050 - Convicted: 180 days in county jail |
| L18 | NAA | 6/1/2015 | Mon | 4:50 | Sus FB/505/130/30yrs hit bus op in face for not knowing the 70 Line | | | | |
| L62 | NAA | 6/2/2015 | Tue | 11:15 | Sus1 MH/40-5/600/160/Brn/Brn & Sus2 FH/40-45/502/130/Brn/Brn spit on bus driver over fare | | | | |
| L111 | NAA | 6/5/2015 | Fri | 20:40 | Sus MB/35-40 kissed his hand and rubbed it on bus op's face | | | | |
| L55 | NAA | 6/12/2015 | Fri | 11:00 | Battery sus arrested for spitting on bus op (no barrier) | Yes | 243.3PC | 243.3PC | Case Rejected by LA City Att's Office |
| L550 | NAA | 6/17/2015 | Wed | 11:35 | Sus FH spit on bus op after she stood in front of bus. 72hr hold on sus | Yes | 243.3PC, 243(b)PC & 594(b)(2)(a)PC | 243.3PC, 243(b)PC & 594(b)(2)(a)PC | Probation Violated - \$80,000 warrant fled |
| L150 | AA | 6/17/2015 | Wed | 11:45 | Sus MW/25 punched bus op in face for unknown reason | Yes | 245(a)(1)PC | 245(a)(1)PC | Case still in court - Jury Trial |
| L237 | AA | 6/17/2015 | Wed | 14:39 | MB suspect arrested for threatening bus op w/knife | Yes | 245.2PC & 422(a)PC | 245.2PC & 422(a)PC | Case still in court |
| L53 | NAA | 6/22/2015 | Mon | 22:29 | Sus MB/17-22/509-600/170/Bro/Bro punched the bus op in the face after being disorderly | | | | |
| L31 | NAA | 6/22/2015 | Mon | 20:30 | Sus MW/40/507/180 spit on bus op after he told him to exit for being disorderly | | | | |
| L207 | NAA | 6/23/2015 | Tue | 0:15 | Sus arrested for spitting on bus op over unpaid fare | Yes | 243.3PC | 243.3PC | Convicted - 1 year summary probation |
| L127 | NAA | 6/24/2015 | Wed | 7:40 | Sus MW/600/175 punched bus op in face for unpaid fare | | | | |
| L81 | NAA | 6/26/2015 | Fri | 23:00 | Sus MB/40-45/6000/170 punched bus op and pushed him after being disorderly | | | | |
| L460 | NAA | 6/27/2015 | Sat | 22:10 | Battery sus arrested punched the bus op in the head for quoting fare | Yes | 243.3PC | 243.3PC | No Dispo yet |
| L92 | AA | 6/29/2015 | Mon | 6:32 | Sus MH/502-506/160/20-25yrs punch bus op over no fare | | | | |

* Highlighted in yellow: have court dates pending or have been referred to the LA County Attorney's Office with no disposition yet.

Bus Operator Assault Matrix

ATTACHMENT B

| Line | Type | Date | Day | Time | Narrative | Arrest Made | Charges Requested | Charges Filed | Sentence (Probation/Time/Jail or Prison) |
|------|------|-----------|-----|-------|--|-------------|------------------------------|--------------------------|---|
| L40 | NAA | 7/6/2015 | Mon | 18:55 | Sus MB/35-45/600/160-180 peppered spray bus op for being late | | | | |
| L125 | NAA | 7/9/2015 | Thu | 12:18 | Sus MB/52-55 spit on bus op for not allowing him to enter with open alcohol container | | | | |
| L206 | NAA | 7/9/2015 | Thu | 15:00 | Battery sus arrested for hitting bus op in the shoulder over fare | Yes | 243.3PC | 243.3PC | Too early - no fling as of yet |
| L66 | NAA | 7/17/2015 | Fri | 13:40 | Battery sus arrested for grabbing bus ops arm and trying to punch her in the face for no reason | Yes | 243.3PC | 243.3PC | Case still in court |
| L150 | NAA | 7/24/2015 | Fri | 10:00 | Battery sus arrested for punching bus op | Yes | 594(b)(2)(a)PC & 243.3PC | 594(b)(2)(a)PC & 243.3PC | Convicted - 120 days in jail, 36 months probation |
| L720 | NAA | 7/24/2015 | Fri | 5:15 | Battery sus arrested for spitting on bus op when vic asked about the fare | Yes | 243.3PC | 243.3PC | Convicted - 12 months probation |
| L40 | AA | 7/26/2015 | Sun | 13:05 | Sus MB/40s/506-508 sus grabbed a screwdriver and threatened bus op | | | | |
| L233 | NAA | 7/27/2015 | Mon | 11:58 | Sus MH/25/506/230 threw paint tube at bus op for vandalizing | | | | |
| L45 | NAA | 8/3/2015 | Mon | 8:35 | Sus MB/507-508/185/Blk/Bro pepper sprayed bus op for exiting at end of line | | | | |
| L720 | AA | 8/4/2015 | Tue | 0:30 | Assault sus arrested for trying to burn bus op with lighter | Yes | 245(a)(1)PC & 422PC | 245(a)(1)PC & 422PC | Case still in court - Jury Trial |
| L162 | NAA | 8/6/2015 | Thu | 14:37 | Sus MB/509/180/Blk/Bro pushed bus op to the back of the bus when it was crowded | | | | |
| L265 | NAA | 8/6/2015 | Thu | 7:00 | Sus MH/25-30/506/150/Blk/Brn spit on bus op for not giving a courtesy ride, no barrier | | | | |
| L108 | NAA | 8/8/2015 | Sat | 16:45 | Sus MB/16-19/504/140/Blk/Bro spit on bus op after TAP card declined and she called BOC | | | | |
| L754 | NAA | 8/11/2015 | Tue | 12:40 | Sus FB/501/100-105/Lt Brn/Brn threw grape juice on bus op when vic did not stop bus in the middle of the street, no barrier/monitor | | | | |
| L744 | NAA | 8/12/2015 | Wed | 21:37 | Sus MH/507/150/Blk/Brn punched bus op after he told vic it was a rapid bus | | | | |
| L125 | NAA | 8/13/2015 | Thu | 0:29 | Sus MB/18-20/511-600/165-185/Blk/Bro spit in bus op face after he told sus to turn down music, barrier installed - not being used properly | | | | |
| L105 | NAA | 8/15/2015 | Sat | 18:45 | Battery sus arrested for grabbed bus op shoulder and threatened him for telling sus to exit for harassing patrons | Yes | 422(a)PC & 243.3PC | | |
| L68 | AA | 8/17/2015 | Mon | 15:20 | Battery sus arrested for punching and slapping bus op in the face and neck, no barrier | Yes | 243.3PC | | |
| L212 | NAA | 8/17/2015 | Mon | 18:00 | Mutual combat b/w bus op and patron over previous altercation | Yes | 242PC | | |
| L33 | AA | 8/18/2015 | Tue | 7:45 | Sus arrested for hitting bus op in the face after mumbling incoherently | Yes | 243.3PC, 245(a)(4)PC & 422PC | | |
| L202 | NAA | 8/18/2015 | Tue | 22:15 | Sus MH/20-25/507/180 spit and punched bus op for quoting the fare | | | | |
| L4 | NAA | 8/20/2015 | Thu | 13:40 | Battery sus arrested for pushing bus op, appeared to be drunk | Yes | 243.3PC | | |

Legend:
 NAA: Non-Aggravated Assault
 AA: Aggravated Assault

* Highlighted in yellow: have court dates pending or have been referred to the LA County Attorney's Office with no disposition yet.