

**Board Report**

File #: 2016-0050, **File Type:** Informational Report

Agenda Number: 38.

**SYSTEM SAFETY, SECURITY AND OPERATIONS COMMITTEE
FEBRUARY 18, 2016**

SUBJECT: MONTHLY UPDATE ON TRANSIT POLICING PERFORMANCE

ACTION: RECEIVE AND FILE

RECOMMENDATION

RECEIVE AND FILE **monthly update on Transit Policing performance.**

ISSUE

On September 4, 2014, the board requested that staff provide a monthly update on transit policing performance to Systems Safety and Operations Committee. Specifically, the board requested monthly updates on criminal activity, fare enforcement, response time, deployment and perception of safety.

DISCUSSION

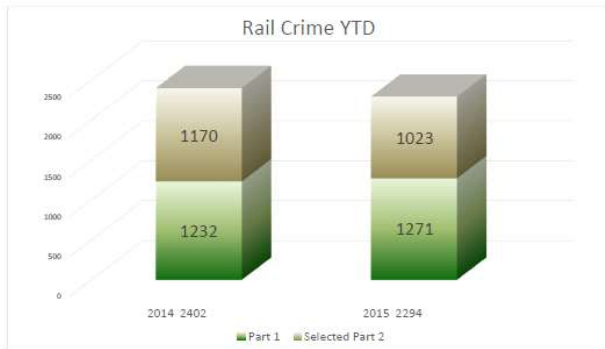
In December 2015, staff continues to be proactive in working with Operations, Los Angeles County Sheriff's Department (LASD), and Communications in addressing perception of safety, criminal activity, fare enforcement, response time, and deployment. Below are the key highlights:

Actions to Improve the Ridership Experience

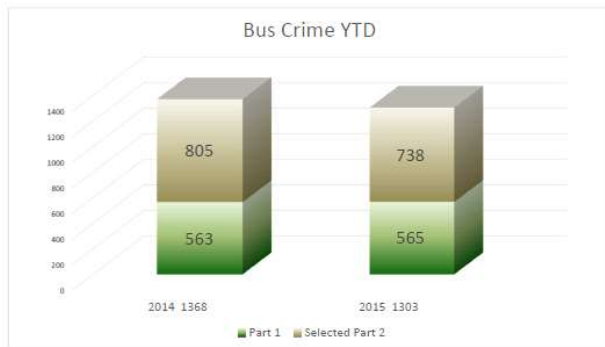
- Staff is working with Communications to develop a marketing campaign for the Transit Watch Los Angeles app which includes a Facebook promotion. Staff is continuing to increase presence on the system using new technologies and redeployment of personnel.
- High Visibility
 - Transit Security Officers (TSO) and Los Angeles County Sheriffs have been engaging and interacting with patrons and operators to increase presence and increase the perception of safety on the Metro system.
 - TSO Bus Boarding Activity: The total number of TSO Bus Boardings for the months of December is 2,174. The total number of fare checks is 12,138.
 - LASD Bus Riding Team (BRT): The total number of BRT Bus Rides for the months of December 2015 is 1,102. The total number of fare checks is 53,724.

Criminal Activity:

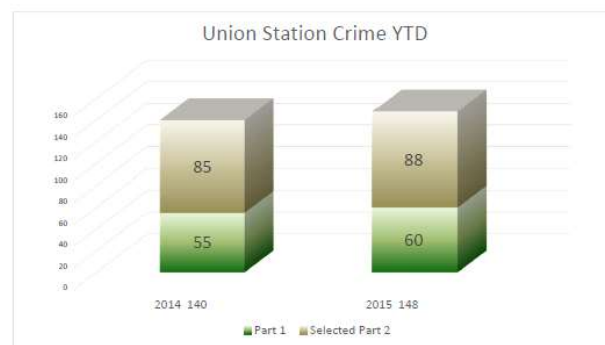
DECEMBER 2015



Rail Part 1 Crime UP 3.2% from last year
 Rail Part 2 Crime DOWN -12.6% from last year
 Total Rail Crime DOWN -4.5% from last year



Bus Part 1 Crime UP 0.4% from last year
 Bus Part 2 Crime DOWN -8.3% from last year
 Total Bus Crime DOWN -4.8% from last year



Union Station Part 1 Crime UP 9.1% from last year
 Union Station Part 2 Crime UP 3.5% from last year
 Total Union Station Crime UP 5.7% from last year

Bus Operator Assaults:

- Comparing January-December 2014 to January-December 2015, there has been a 18% increase of operator assaults. Of the 167 total operator assaults for January-December 2015, 60% of the Aggravated Assaults, 31.9% of the Non-Aggravated Assaults, 75% of the Robberies, and 40% of the sex crimes have had a suspect taken into custody. The majority of bus operator assaults are fare related followed by no reason and disorderly conduct.
- Attachment B contains the matrix for the suspects who have assaulted Bus Operators that

LASD has been tracking.

- Of the 167 total operator assaults from January-December 2015, there were 20 Aggravated Assaults, 138 Non-Aggravated Assaults, 4 Robberies, and 5 Sex Crimes. Of the 167 assaults, 74 suspects used their hands/feet for the method of assault, followed by 47 suspects spitting, 16 throwing food or liquid, 12 using a weapon, 11 throwing other objects, 2 pepper spray and 5 sexual harassment incidents.
- From January-December 2015, there have been 450,149,732 bus boardings and 167 total operator assaults, equating to 1 bus operator assault per 2.6 million boardings.

Operator Safety:

- As of January 22, 2016, New Flyer has installed video monitors on over 433 Metro buses, and operator barriers on 288 Metro buses.
- In September 2015, Metro's Board of Directors approved a contract modification to have all New Flyer 5600 and 3850 series buses retrofit with both operator barriers and video monitors. When this retrofit is complete in late 2016, all 900 New Flyer buses ordered under contract OP33202869 will have video monitors and operator barriers installed.

LASD Success Stories

- **12/08/2015** - An 18 year old woman was assaulted and robbed while riding a northbound Metro Blue Line train between 3:30 and 3:45 PM. The suspect approached the victim and began punching her in the face and body. The crime was captured by the trains' on board video system, and by cell phone taken by a possible co-conspirator who posted the video on social media. In the videos a second, 17 year old female, can also be seen attacking the victim, repeatedly punching and kicking her.

The LASD Transit Policing Division did not receive the report from the victim until the next day. LASD Transit Crime Impact Team #1, and Detectives quickly began their investigation into the crimes. Using various investigative techniques, including combing social media, they were able to not only identify the female suspects, but also a 15 year old juvenile, who is the brother of the 17 year old female attacker. He can be heard on video threatening a patron who was attempting to call the police.

The victim indicated that when the train stopped at the Del Amo Station, she attempted to flee. Then a second assault occurred and more of her property was taken. On Thursday, December 10th, Transit Policing deputies took the two female suspects into custody. Both were charged with violation of 211 PC, Robbery, and 245(a)(4) PC, Assault with a Deadly Weapon likely to produce Great Bodily Injury. The suspect was booked at the Century Regional Detention Facility, and the 17 year old was booked at Los Padrinos Juvenile Hall due to being a minor. The 15 year old brother of the 17 year old female suspect who was heard threatening the Metro patron, was taken into custody on Monday, December 14, 2015 and is being charged with violations of 136.1(b)(1) PC, Attempting to Prevent or Dissuade a Witness from Calling the Police, and 245(a)(4) PC, Assault with a Deadly Weapon likely to produce Great Bodily

Injury. He too was booked at Los Padrinos Juvenile Hall.

- 12/23/2015** - LASD Transit Bureau North Captain Jennifer Bateman was joined by Red Line Sector Lieutenant Michael Mendoza, and several Transit North Bureau Deputies and Security Assistant/Fare Inspectors, to bring a little joy to the children at the Kaiser Permanente Los Angeles Medical Center, Pediatric wards on Wednesday December 23, 2015. Transit Bureau North is one of the LASD bureaus that provides' police services to the Metropolitan Transportation Authority's (Metro) buses, trains, and properties. Many of these families use Metro to get to and from work, school, or their doctors' appointments.

Long time Sheriff's Security Assistant/Fare Inspector Maria Carlin, led the effort to get as many toy donations as possible. Carlin, along with North Bureau Sergeant Mauricio Avola, contacted Kaiser to see if they had a need for the toys that would be donated and collected. Bonnie Lindquist, who coordinates quality of pediatric patient care for Kaiser Permanente Los Angeles, was very receptive due to the large number of children that would have to spend the holidays in the hospital. Support for the toy drive by Transit Bureau North personnel was overwhelming with hundreds of toys and gifts being collected, but how to distribute them? Enter 6'7" Security Assistant/Fare Inspector Jerry Rocha dressed as Santa Claus. The children and their parents lit up as the larger than life Santa would enter their rooms with a believable "Ho-Ho-Ho Merry Christmas". Medical Center staff and Transit Sheriff's personnel alike were visibly moved by the reactions of the children.

Fare Enforcement:

- In December 2015, law enforcement performed 615,622 fare checks on the rails and Orange Line. In comparison, law enforcement performed 625,611 fare checks on the rails and Orange Line in December 2014. Based on the monthly targets, in December 2015 law enforcement had a 1% higher saturation rate despite the decline in fares checked compared to December 2014.

DECEMBER	2014			2015			MONTHLY TARGET
	FARES CHECKED	TARGET ATTAINED	RIDERSHIP	FARES CHECKED	TARGET ATTAINED	RIDERSHIP	
	Red/Purple	269,907	123%	4,136,063	226,902	103%	
Blue	86,213	41%	2,275,151	107,505	51%	1,892,297	212,000
Green	95,087	70%	1,075,163	94,054	69%	1,021,509	136,000
Gold	86,507	75%	1,220,228	89,331	77%	1,276,138	116,000
Expo	41,311	46%	841,756	34,829	39%	838,346	90,000
Orange	45,666	50%	683,470	61,257	67%	640,018	92,000
Bus	970		27,461,081	1,744		25,793,688	
Total	625,661			615,622			
SATURATION RATE	6%			7%			

Response Time:

- In December 2015, the average response time for "Calls for Service" (Emergency, Priority and

Routine) for all rail lines and buses was 17.2 minutes.

- LASD currently complies with Metro's Performance Metrics requirement of average of 30 minutes for calls for service. The response time for emergency calls was 6.5 minutes for December 2015.

ATTACHMENTS


Attachment A - Transit Policing Division Report December 2015

Attachment B - Matrix of Bus Operator Assault Suspects

Prepared by: Alex Wiggins, EO System Security and Law Enforcement, (213) 922-4433

Reviewed by:

Stephanie Wiggins, Deputy Chief Executive Officer, (213) 922-1023



Phillip A. Washington
Chief Executive Officer

*LOS ANGELES COUNTY SHERIFF'S DEPARTMENT
TRANSIT POLICING DIVISION
RONENE M. ANDA, CHIEF*



**MTA
MONTHLY REPORT
December 2015**

Prepared by the Crime Analysis Unit



*LOS ANGELES COUNTY SHERIFF'S DEPARTMENT
TRANSIT POLICING DIVISION
RONENE M. ANDA, CHIEF*

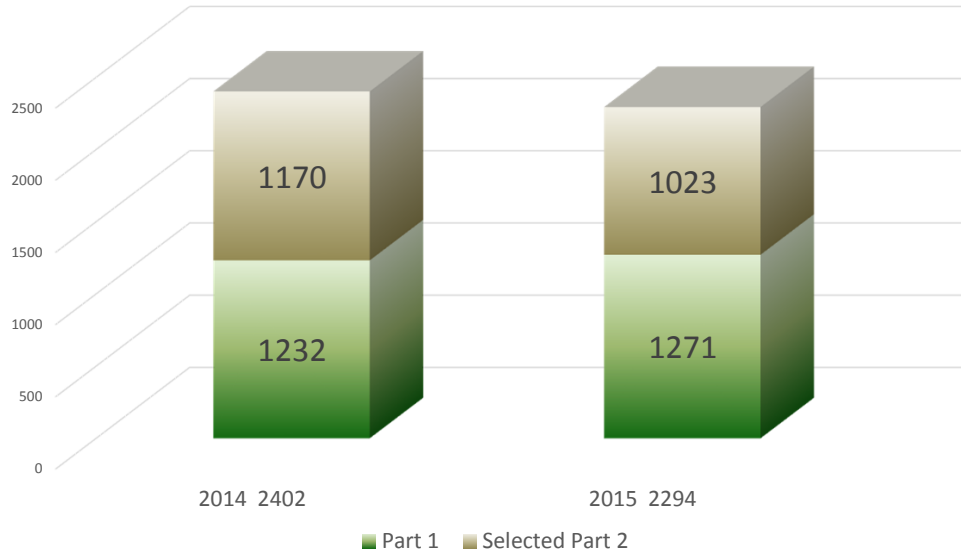
TABLE OF CONTENTS

Monthly Statistics

Summary	3
Summary	4
Part 1 Crimes by Month - Rail	5
Part 1 Crimes by Month - Bus	6
Blue Line	7
Green Line	8
Expo Line	9
Red Line	10
Gold Line	11
Orange Line	12
Silver Line	13
South Bus	14
North Bus	15
Union Station	16
Reserve Company Services	17

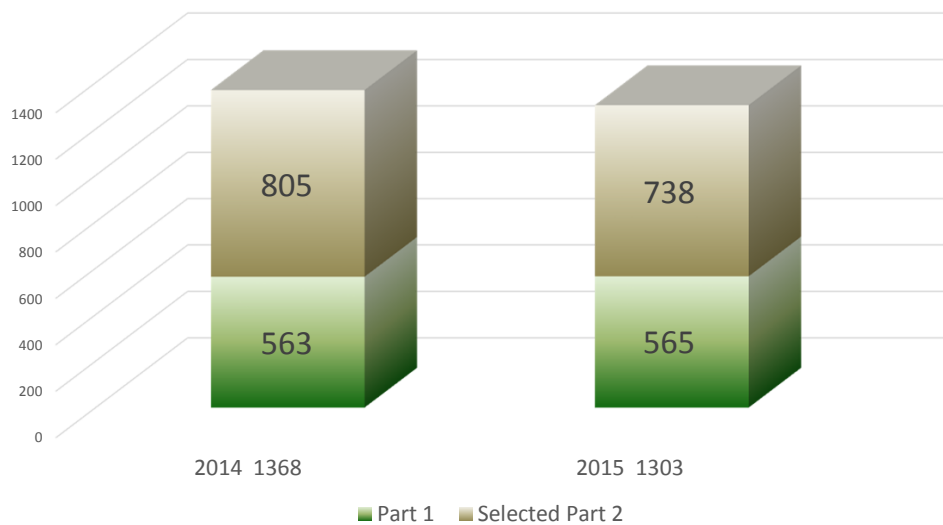
TRANSIT POLICING DIVISION - 2015

Rail Crime YTD



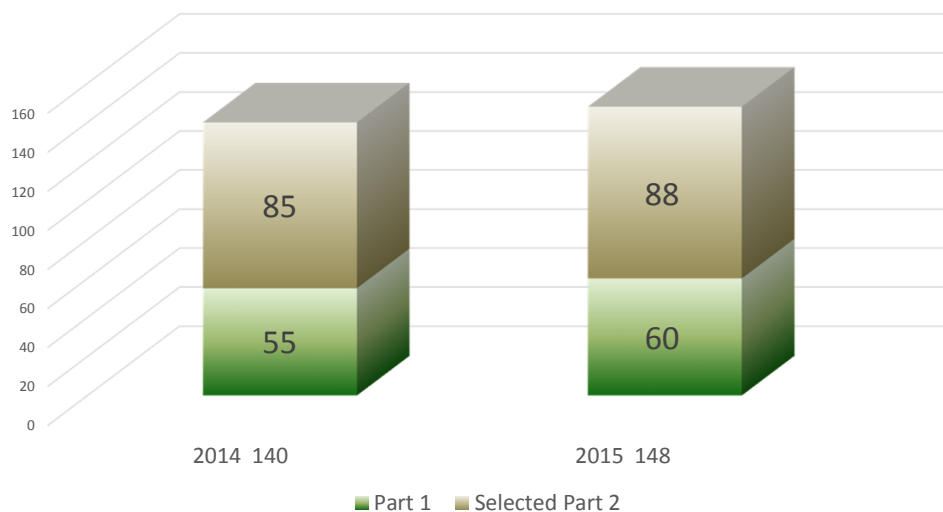
Rail Part 1 Crime
UP 3.2%
from last year
Rail Part 2 Crime
DOWN -12.6%
from last year
Total Rail Crime
DOWN -4.5%
from last year

Bus Crime YTD



Bus Part 1 Crime
UP 0.4%
from last year
Bus Part 2 Crime
DOWN -8.3%
from last year
Total Bus Crime
DOWN -4.8%
from last year

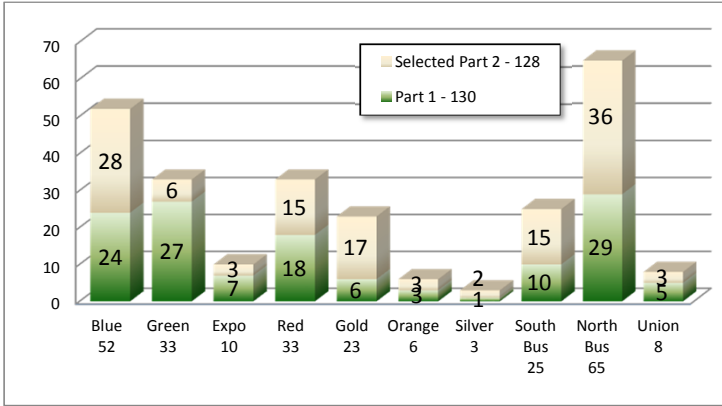
Union Station Crime YTD



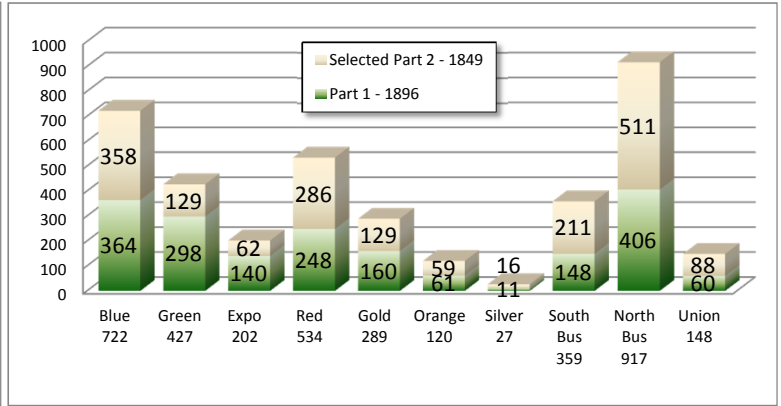
Union Station Part 1 Crime
UP 9.1%
from last year
Union Station Part 2 Crime
UP 3.5%
from last year
Total Union Station Crime
UP 5.7%
from last year

TRANSIT POLICING DIVISION - 2015

Dec Crimes - 258



YTD Crimes - 3745

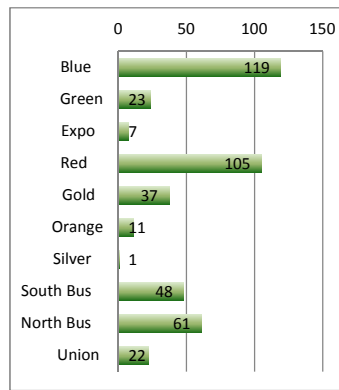


Part 1 Crimes per 1,000,000 Riders

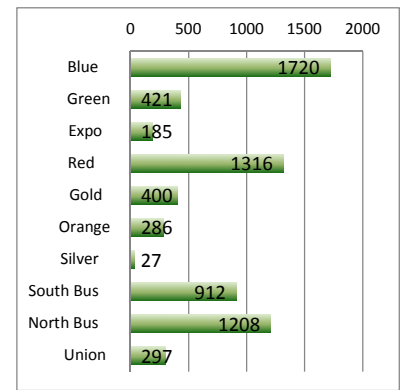
	2015 Jan - Dec	2014 Jan - Dec	2013 Jan - Dec	2012 Jan - Dec
Blue	14.9 ↑	13.4	15.5	14.1
Green	24.7 ↓	25.8	24.3	20.1
Expo	14.3 ↓	15.2	18.9	20.1
Red	5.3 ↑	4.8	4.1	4.0
Gold	11.2 ↑	6.2	6.0	4.3
Orange	7.2 ↓	7.3	7.3	6.0
Silver	2.5 ↓	3.1	2.1	2.7
Bus	1.7 ↑	1.2	1.0	0.9

Arrow indicates an increase or decrease from last year.

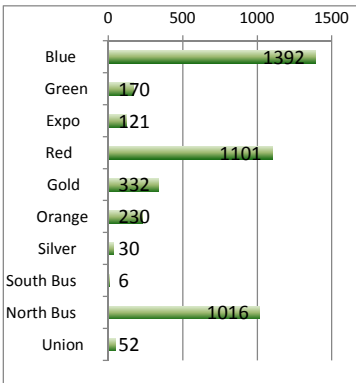
Dec Arrests - 434



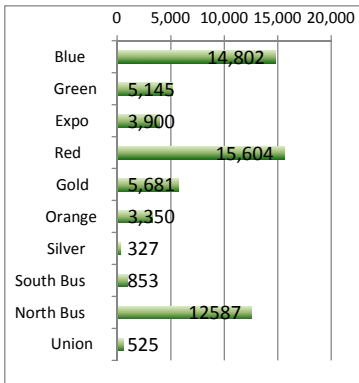
YTD Arrests - 6772



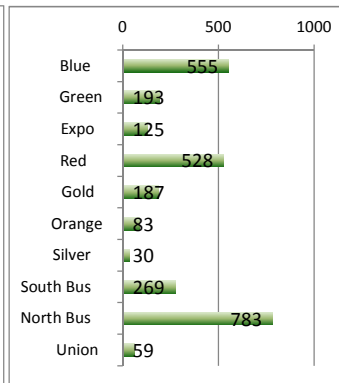
Dec Citations - 4450



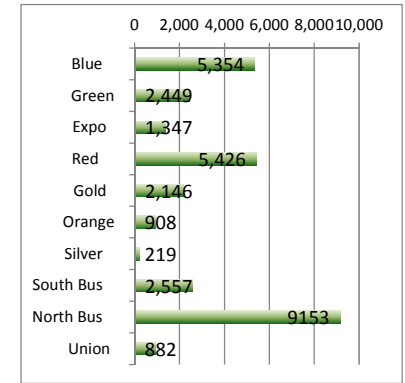
YTD Citations - 62774



Dec Calls For Service - 2812



YTD Calls For Service - 30441



SATURATION RATE

December	BLUE	GREEN	EXPO	RED	GOLD	ORG	TOTAL
Ridership	1,892,297	1,021,509	838,346	3,932,920	1,276,138	640,018	9,601,228
Contacts	107,505	94,054	34,829	226,902	89,331	61,257	613,878
%Passengers Inspected	5.68%	9.21%	4.15%	5.77%	7.00%	9.57%	6.39%
Boardings	0	0	0	0	0	0	0
Rides	0	0	0	0	0	0	0
Fare Warnings	0	0	0	0	0	0	0

YTD	BLUE	GREEN	EXPO	RED	GOLD	ORG	TOTAL
YTD Ridership	24,457,254	12,058,904	9,788,927	46,491,735	14,267,245	8,422,122	115,486,187
YTD Contacts*	1,213,733	1,361,319	507,998	2,341,941	1,097,231	800,559	7,322,781
%Passengers Inspected	4.96%	11.29%	5.19%	5.04%	7.69%	9.51%	6.34%
Boardings	3,130	3,256	1,899	8,999	5,140	9,321	31,745
Rides	0	0	0	0	0	48	48
Fare Warnings	2,022	998	1,590	3,950	2,454	546	11,560

* Contacts are calculated by adding MPV checks and citations.

System-Wide Highlights

Part 1 Crimes have increased by 2% from Jan - Dec 2015 compared to Jan - Dec 2014.

The Green Line and Expo Line had a decrease in part 1 crimes per 1,000,000 riders, while the other rail lines had an increase.

Overall, buses had an increase in part 1 crimes per 1,000,000 riders from the same period last year.

*Part 1 Crimes by Month - Rail

Blue Line	Jan	Feb	Mar	Apr	May	Jun	Jul	Aug	Sep	Oct	Nov	Dec	YTD
Homicide	1	0	0	0	0	0	0	0	0	0	0	0	1
Rape	0	0	0	0	0	0	0	0	0	1	0	0	1
Robbery	10	4	6	2	8	8	8	8	8	16	13	11	102
Agg Assault	12	6	5	5	1	18	11	7	2	9	5	5	86
Agg Assault on Op	0	0	0	0	0	0	0	0	0	0	0	0	0
Burglary	0	0	0	0	0	0	0	0	0	0	0	0	0
Grand Theft	10	8	7	6	4	5	9	7	7	5	2	2	72
Petty Theft	3	4	5	2	3	2	5	12	7	1	4	2	50
GTA	2	2	3	1	4	1	3	6	1	1	2	2	28
BTFV	3	2	1	2	1	0	3	1	2	2	0	1	18
Arson	0	0	1	1	0	0	1	0	2	0	0	1	6
Total	41	26	28	19	21	34	40	41	29	35	26	24	364

Green Line	Jan	Feb	Mar	Apr	May	Jun	Jul	Aug	Sep	Oct	Nov	Dec	YTD
Homicide	0	0	0	0	0	0	0	0	0	0	0	0	0
Rape	0	0	0	0	0	0	0	0	0	0	0	0	0
Robbery	6	1	3	2	6	10	7	12	7	8	5	9	76
Agg Assault	3	1	1	1	2	2	6	4	1	2	1	3	27
Agg Assault on Op	0	0	0	0	0	0	0	0	0	0	0	0	0
Burglary	0	0	0	0	0	0	0	0	0	0	0	1	1
Grand Theft	8	1	3	3	6	7	4	5	2	5	5	3	52
Petty Theft	2	5	1	4	4	4	4	3	4	1	3	2	37
GTA	5	0	8	2	7	4	8	8	5	2	5	5	59
BTFV	3	1	8	2	2	2	0	3	11	9	1	4	46
Arson	0	0	0	0	0	0	0	0	0	0	0	0	0
Total	27	9	24	14	27	29	29	35	30	27	20	27	298

Expo Line	Jan	Feb	Mar	Apr	May	Jun	Jul	Aug	Sep	Oct	Nov	Dec	YTD
Homicide	0	0	0	0	0	0	0	0	0	0	0	0	0
Rape	0	0	0	0	0	0	0	0	0	0	0	0	0
Robbery	1	3	2	2	3	1	0	2	0	1	3	2	20
Agg Assault	1	0	0	0	3	1	2	2	1	2	0	0	12
Agg Assault on Op	0	0	0	0	0	0	0	0	0	0	0	0	0
Burglary	0	0	0	0	0	0	0	0	0	0	0	0	0
Grand Theft	3	6	2	2	9	2	3	3	3	2	2	1	38
Petty Theft	4	4	6	7	6	2	4	4	5	2	2	1	47
GTA	1	0	1	0	0	0	1	0	2	0	2	2	9
BTFV	2	1	0	0	0	0	2	0	4	3	1	1	14
Arson	0	0	0	0	0	0	0	0	0	0	0	0	0
Total	12	14	11	11	21	6	12	11	15	10	10	7	140

Red Line	Jan	Feb	Mar	Apr	May	Jun	Jul	Aug	Sep	Oct	Nov	Dec	YTD
Homicide	0	0	0	0	0	0	0	0	0	0	0	0	0
Rape	0	0	0	0	0	0	0	0	0	0	0	1	1
Robbery	4	3	3	2	4	3	5	7	5	5	3	4	48
Agg Assault	3	2	6	11	9	13	5	2	4	2	2	8	67
Agg Assault on Op	0	0	0	0	0	0	0	0	0	0	0	0	0
Burglary	0	0	0	0	0	0	0	1	0	0	0	0	1
Grand Theft	2	2	1	1	4	1	1	2	5	4	8	0	31
Petty Theft	5	10	9	12	4	6	5	11	9	5	11	2	89
GTA	3	0	0	0	0	0	1	1	1	1	1	1	9
BTFV	0	0	0	0	0	0	0	0	0	0	0	2	2
Arson	0	0	0	0	0	0	0	0	0	0	0	0	0
Total	17	17	19	26	21	23	17	24	24	17	25	18	248

Gold Line	Jan	Feb	Mar	Apr	May	Jun	Jul	Aug	Sep	Oct	Nov	Dec	YTD
Homicide	0	0	0	0	0	0	0	1	0	0	0	0	1
Rape	0	0	0	0	0	0	0	0	0	0	1	0	1
Robbery	2	0	3	2	2	1	1	3	4	0	2	1	21
Agg Assault	4	1	2	1	0	6	0	2	2	6	2	0	26
Agg Assault on Op	0	0	0	0	0	0	0	0	0	0	0	0	0
Burglary	0	1	0	0	1	0	0	0	0	0	0	0	2
Grand Theft	2	2	0	2	0	1	3	0	1	0	0	1	12
Petty Theft	2	5	1	4	4	2	6	6	3	4	1	1	39
GTA	2	0	1	0	1	0	1	1	4	1	1	2	14
BTFV	7	2	2	1	3	2	2	6	9	5	4	1	44
Arson	0	0	0	0	0	0	0	0	0	0	0	0	0
Total	19	11	9	10	11	12	13	19	23	16	11	6	160

* Part 1 Crimes are calculated in accordance with the FBI Uniform Crime Report standards. Homicides, Rapes, and Aggravated Assaults are counted by the number of victims.

Part 1 Crimes by Month - Bus

Orange Line	Jan	Feb	Mar	Apr	May	Jun	Jul	Aug	Sep	Oct	Nov	Dec	YTD
Homicide	0	0	0	0	0	0	0	0	0	0	0	0	0
Rape	0	0	0	0	0	0	0	0	0	0	0	0	0
Robbery	1	0	1	0	1	0	0	0	0	0	1	0	4
Agg Assault	0	0	4	0	0	1	1	3	1	0	1	0	11
Agg Assault on Op	0	0	0	0	0	0	0	0	0	0	0	0	0
Burglary	0	0	0	0	0	0	0	0	0	0	0	0	0
Grand Theft	0	0	1	3	0	0	1	0	0	1	0	1	7
Petty Theft	2	0	2	7	2	4	3	3	2	3	2	2	32
GTA	1	1	1	0	0	2	0	0	0	1	0	0	6
BTFV	0	0	1	0	0	0	0	0	0	0	0	0	1
Arson	0	0	0	0	0	0	0	0	0	0	0	0	0
Total	4	1	10	10	3	7	5	6	3	5	4	3	61

Silver Line	Jan	Feb	Mar	Apr	May	Jun	Jul	Aug	Sep	Oct	Nov	Dec	YTD
Homicide	0	0	0	0	0	0	0	0	0	0	0	0	0
Rape	0	0	0	0	1	0	0	0	0	0	0	0	1
Robbery	0	0	0	0	0	0	0	0	0	1	0	0	1
Agg Assault	0	0	0	0	1	0	0	0	0	0	0	0	1
Agg Assault on Op	0	0	0	0	0	0	0	0	0	0	0	0	0
Burglary	0	0	1	0	0	0	0	0	0	0	0	0	1
Grand Theft	0	0	0	0	0	0	0	0	0	0	0	1	1
Petty Theft	0	0	1	0	1	0	0	1	0	1	0	0	4
GTA	0	0	0	0	0	0	0	0	0	1	0	0	1
BTFV	0	0	0	0	0	0	1	0	0	0	0	0	1
Arson	0	0	0	0	0	0	0	0	0	0	0	0	0
Total	0	0	2	0	3	0	1	1	0	3	0	1	11

South Bus	Jan	Feb	Mar	Apr	May	Jun	Jul	Aug	Sep	Oct	Nov	Dec	YTD
Homicide	0	0	0	0	0	0	0	0	0	0	0	0	0
Rape	0	0	0	0	0	0	0	0	0	0	0	0	0
Robbery	8	3	2	1	1	2	0	3	2	4	4	5	35
Agg Assault	3	3	1	3	3	0	4	2	1	0	0	2	22
Agg Assault on Op	2	2	0	0	1	2	1	2	2	0	0	0	12
Burglary	1	0	0	0	0	0	0	0	0	1	0	0	2
Grand Theft	4	3	2	1	2	7	4	1	0	4	7	2	37
Petty Theft	1	2	3	2	1	5	1	5	5	2	3	1	31
GTA	0	0	0	0	0	2	0	0	2	0	0	0	4
BTFV	0	0	0	0	0	0	1	3	0	1	0	0	5
Arson	0	0	0	0	0	0	0	0	0	0	0	0	0
Total	19	13	8	7	8	18	11	16	12	12	14	10	148

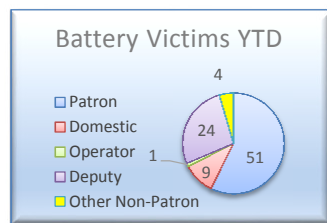
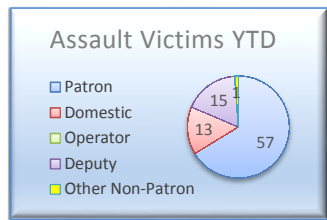
North Bus	Jan	Feb	Mar	Apr	May	Jun	Jul	Aug	Sep	Oct	Nov	Dec	YTD
Homicide	0	0	0	0	0	0	0	0	0	0	0	0	1
Rape	0	0	0	0	0	0	1	0	0	1	0	0	2
Robbery	6	9	7	6	2	12	11	5	7	3	2	6	76
Agg Assault	9	12	6	8	5	5	17	16	10	8	7	6	109
Agg Assault on Op	0	0	1	2	2	3	1	2	2	1	0	3	17
Burglary	0	0	0	1	0	0	0	1	0	0	0	0	2
Grand Theft	4	8	11	7	4	7	2	12	3	9	11	5	83
Petty Theft	5	8	6	7	8	4	13	14	7	11	12	8	103
GTA	1	0	0	2	0	0	0	0	0	1	1	0	5
BTFV	0	1	0	0	0	0	0	1	2	2	1	1	8
Arson	0	0	0	0	0	0	0	0	0	0	0	0	0
Total	25	38	31	33	21	31	45	51	31	36	35	29	406

Union Station	Jan	Feb	Mar	Apr	May	Jun	Jul	Aug	Sep	Oct	Nov	Dec	YTD
Homicide	0	0	0	0	0	0	0	0	0	0	0	0	0
Rape	0	0	0	0	0	0	0	0	0	0	1	0	1
Robbery	0	0	0	0	0	0	0	1	2	0	0	1	4
Agg Assault	3	1	1	4	2	1	1	0	1	0	0	1	15
Agg Assault on Op	0	0	0	0	0	0	0	0	0	0	0	0	0
Burglary	0	0	0	1	0	0	1	0	0	0	0	0	2
Grand Theft	1	0	1	1	0	0	0	1	0	0	0	1	5
Petty Theft	3	2	3	3	2	1	5	0	2	0	2	1	24
GTA	0	0	0	1	0	1	1	0	0	0	0	0	3
BTFV	1	0	0	1	0	0	2	0	1	0	0	1	6
Arson	0	0	0	0	0	0	0	0	0	0	0	0	0
Total	8	3	5	11	4	3	10	2	6	0	3	5	60

Total	Jan	Feb	Mar	Apr	May	Jun	Jul	Aug	Sep	Oct	Nov	Dec	YTD
Homicide	1	0	0	0	0	0	0	1	0	0	1	0	3
Rape	0	0	0	0	1	0	1	0	0	2	2	1	7
Robbery	38	23	27	17	27	37	32	41	35	38	33	39	387
Agg Assault	38	26	26	33	26	47	47	38	23	29	18	25	376
Agg Assault on Op	2	2	1	2	3	5	2	4	4	1	0	3	29
Burglary	1	1	1	2	1	0	1	2	0	1	0	1	11
Grand Theft	34	30	28	26	29	30	27	31	21	30	35	17	338
Petty Theft	27	40	37	48	35	30	46	59	44	30	40	20	456
GTA	15	3	14	6	12	10	15	16	15	8	12	12	138
BTFV	16	7	12	6	6	4	11	14	29	22	7	11	145
Arson	0	0	1	1	0	0	1	0	2	0	0	1	6
Total	172	132	147	141	140	163	183	206	173	161	148	130	1896

BLUE LINE

REPORTED CRIME		
PART 1 CRIMES	Dec	YTD
Homicide	0	1
Rape	0	1
Robbery	11	102
Agg Assault	5	86
Agg Assault on Op	0	0
Burglary	0	0
Grand Theft	2	72
Petty Theft	2	50
Motor Vehicle Theft	2	28
Burg/Theft From Vehicle	1	18
Arson	1	6
SUB-TOTAL	24	364
Selected Part 2 Crimes		
Battery	7	89
Battery Rail Operator	0	0
Sex Offenses	0	14
Weapons	1	26
Narcotics	9	103
Trespassing	3	66
Vandalism	8	60
SUB-TOTAL	28	358
TOTAL	52	722



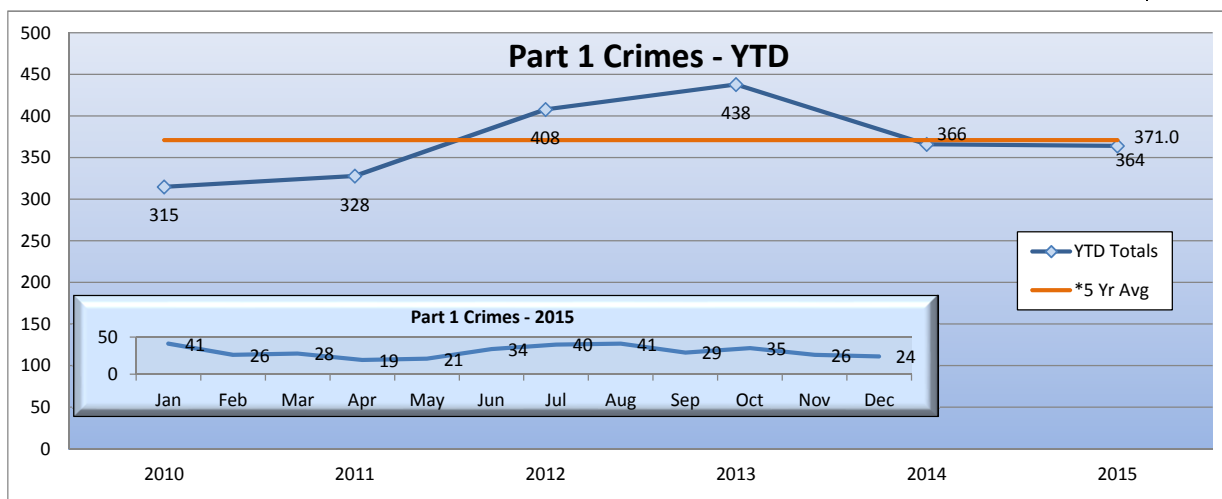
Part 1 Crimes per Station		
Station	Dec	YTD
7th/Metro	0	10
Pico	1	7
Grand	0	12
San Pedro	0	8
Washington	0	7
Vernon	1	9
Slauson	2	18
Florence	2	27
Firestone	5	26
103rd St	2	23
Willowbrook	1	46
Compton	2	25
Artesia	2	32
Del Amo	3	32
Wardlow	0	5
Willow	0	31
PCH	2	13
Anaheim	0	10
5th St	0	3
1st St	0	2
Transit Mall	0	10
Pacific	0	6
Rail Yard	1	2
Total	24	364

ARRESTS		
Type	Dec	YTD
Felony	29	343
Misdemeanor	90	1,377
TOTAL	119	1,720

CITATIONS		
Type	Dec	YTD
Fare Evasion Citations	1,019	10,654
Other Citations	151	1,288
Vehicle Code Citations	222	2,860
TOTAL	1,392	14,802

CALLS FOR SERVICE				
TYPE	Dec		YTD	
	Total	Avg	Total	Avg
Emergency	40	4.9	368	4.7
Priority	292	11.5	2,515	12.2
Routine	223	27.8	2,471	23.0
Total	555	17.6	5,354	16.6

FARE ENFORCEMENT		
	Dec	YTD
Ridership	1,892,297	24,457,254
Contacts	107,505	1,213,733
% of Patrons Inspected	5.68	4.96
Boardings	0	3,130
Ride	0	0
Fare Warning	0	2,022



Blue Line Highlights

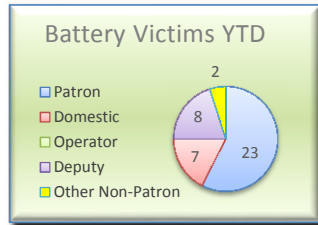
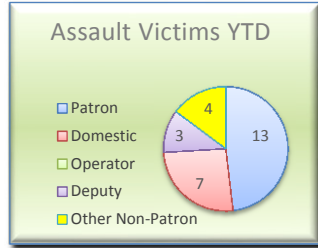
The Blue Line had 2 less part 1 crimes, which is a 1% decrease from the same period last year.

Part 1 crimes per 1,000,000 riders were up from the same period last year.

*5 yr average is based on the average of part 1 crimes from 2010 - 2014.

GREEN LINE

REPORTED CRIME		
PART 1 CRIMES	Dec	YTD
Homicide	0	0
Rape	0	0
Robbery	9	76
Agg Assault	3	27
Agg Assault on Op	0	0
Burglary	1	1
Grand Theft	3	52
Petty Theft	2	37
Motor Vehicle Theft	5	59
Burg/Theft From Vehicle	4	46
Arson	0	0
SUB-TOTAL	27	298
Selected Part 2 Crimes		
Battery	0	40
Battery Rail Operator	0	0
Sex Offenses	0	7
Weapons	0	6
Narcotics	1	32
Trespassing	1	13
Vandalism	4	31
SUB-TOTAL	6	129
TOTAL	33	427



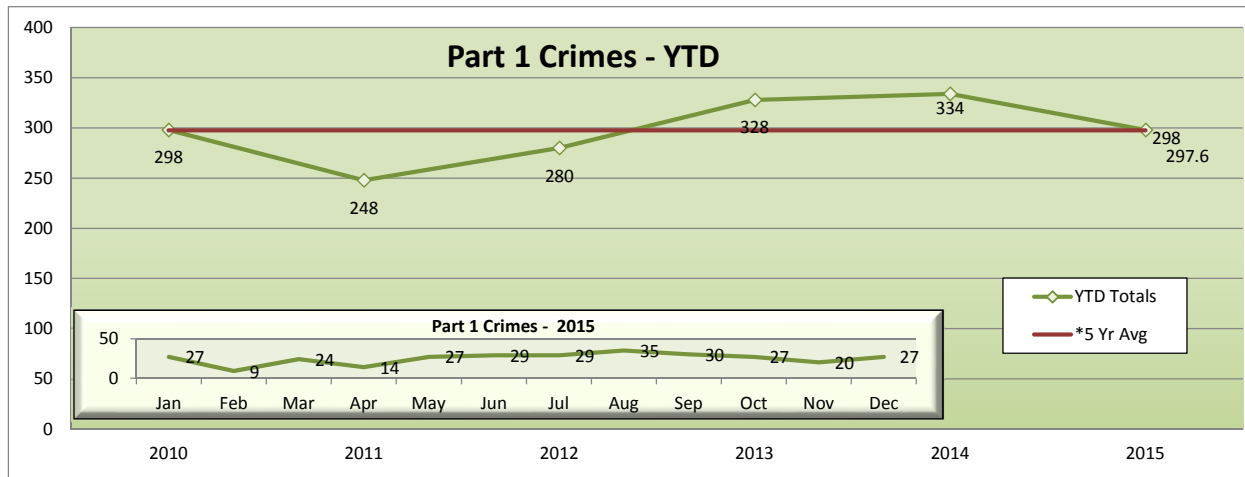
Part 1 Crimes per Station		
Station	Dec	YTD
Redondo Beach	0	3
Douglas	0	3
El Segundo	1	2
Mariposa	0	2
Aviation	1	31
Hawthorne	5	23
Crenshaw	0	25
Vermont	0	16
Harbor	1	31
Avalon	6	31
Willowbrook	4	40
Long Beach	6	35
Lakewood	2	36
Norwalk	1	20
Total	27	298

ARRESTS		
Type	Dec	YTD
Felony	7	118
Misdemeanor	16	303
TOTAL	23	421

CITATIONS		
Type	Dec	YTD
Fare Evasion Citations	91	3,727
Other Citations	21	484
Vehicle Code Citations	58	934
TOTAL	170	5,145

CALLS FOR SERVICE				
TYPE	Dec		YTD	
	Total	Avg	Total	Avg
Emergency	12	7.3	127	5.3
Priority	95	12.6	926	13.1
Routine	86	20.9	1396	21.4
Total	193	16.0	2449	17.4

FARE ENFORCEMENT		
	Dec	YTD
Ridership	1,021,509	12,058,904
Contacts	94,054	1,361,319
% of Patrons Inspected	9.21	11.29
Boardings	0	3,256
Ride	0	0
Fare Warning	0	998



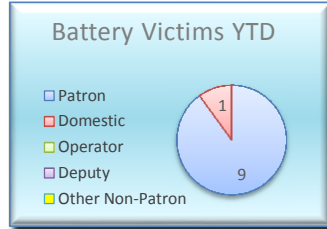
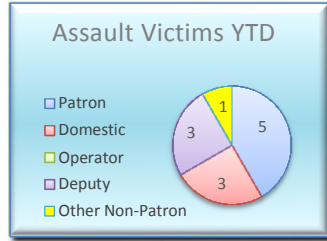
*5 yr average is based on the average of part 1 crimes from 2010 - 2014.

Green Line Highlights
The Green Line had 36 less part 1 crimes, which is a 11% decrease from the same period last year.
Part 1 crimes per 1,000,000 riders were down from the same period last year.

EXPO LINE

REPORTED CRIME

PART 1 CRIMES	Dec	YTD
Homicide	0	0
Rape	0	0
Robbery	2	20
Agg Assault	0	12
Agg Assault on Op	0	0
Burglary	0	0
Grand Theft	1	38
Petty Theft	1	47
Motor Vehicle Theft	2	9
Burg/Theft From Vehicle	1	14
Arson	0	0
SUB-TOTAL	7	140
Selected Part 2 Crimes		
Battery	0	10
Battery Rail Operator	0	0
Sex Offenses	0	3
Weapons	1	6
Narcotics	1	6
Trespassing	1	8
Vandalism	0	29
SUB-TOTAL	3	62
TOTAL	10	202



Part 1 Crimes per Station

Station	Dec	YTD
7th/Metro	0	1
Pico	0	0
23rd St	1	6
Jefferson/USC	0	4
Expo/USC	0	3
Expo/Vermont	0	4
Expo/Western	0	11
Expo/Crenshaw	2	12
Farmdale	1	6
La Brea	0	8
La Cienega	1	27
Culver City	2	58
Total	7	140

ARRESTS

Type	Dec	YTD
Felony	1	44
Misdemeanor	6	141
TOTAL	7	185

CITATIONS

Type	Dec	YTD
Fare Evasion Citations	75	2,007
Other Citations	17	201
Vehicle Code Citations	29	1,692
TOTAL	121	3,900

CALLS FOR SERVICE

TYPE	Dec		YTD	
	Total	Avg	Total	Avg
Emergency	3	5.3	55	5.4
Priority	61	15.1	547	13.4
Routine	61	22.0	745	22.7
Total	125	18.2	1347	18.2

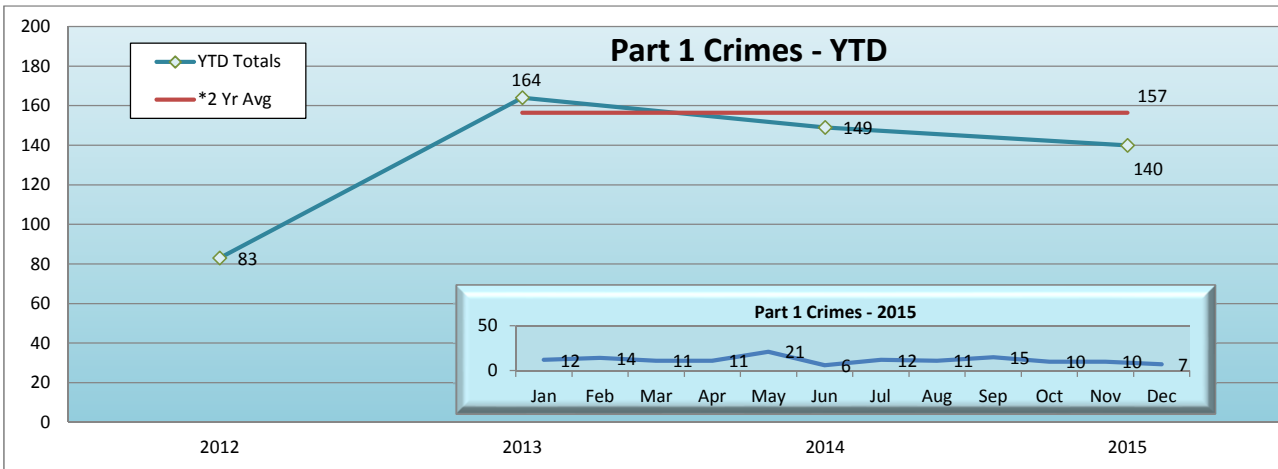
FARE ENFORCEMENT

	Dec	YTD
Ridership	838,346	9,788,927
Contacts	34,829	507,998
% of Patrons Inspected	4.15	5.19
Boardings	0	1,899
Ride	0	0
Fare Warning	0	1,590

Expo Line Highlights

The Expo Line had 10 less part 1 crime, which is a 7% decrease from the same period last year.

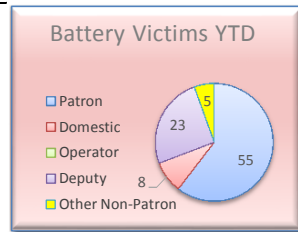
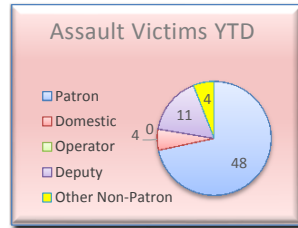
Part 1 crimes per 1,000,000 riders were up from the same period last year.



*Expo line opened in April 2012, so a 2 yr average from 2013 - 2014 is calculated.

RED LINE

REPORTED CRIME		
PART 1 CRIMES	Dec	YTD
Homicide	0	0
Rape	1	1
Robbery	4	48
Agg Assault	8	67
Agg Assault on Op	0	0
Burglary	0	1
Grand Theft	0	31
Petty Theft	2	89
Motor Vehicle Theft	1	9
Burg/Theft From Vehicle	2	2
Arson	0	0
SUB-TOTAL	18	248
Selected Part 2 Crimes		
Battery	5	91
Battery Rail Operator	0	0
Sex Offenses	3	29
Weapons	0	12
Narcotics	3	82
Trespassing	3	37
Vandalism	1	35
SUB-TOTAL	15	286
TOTAL	33	534



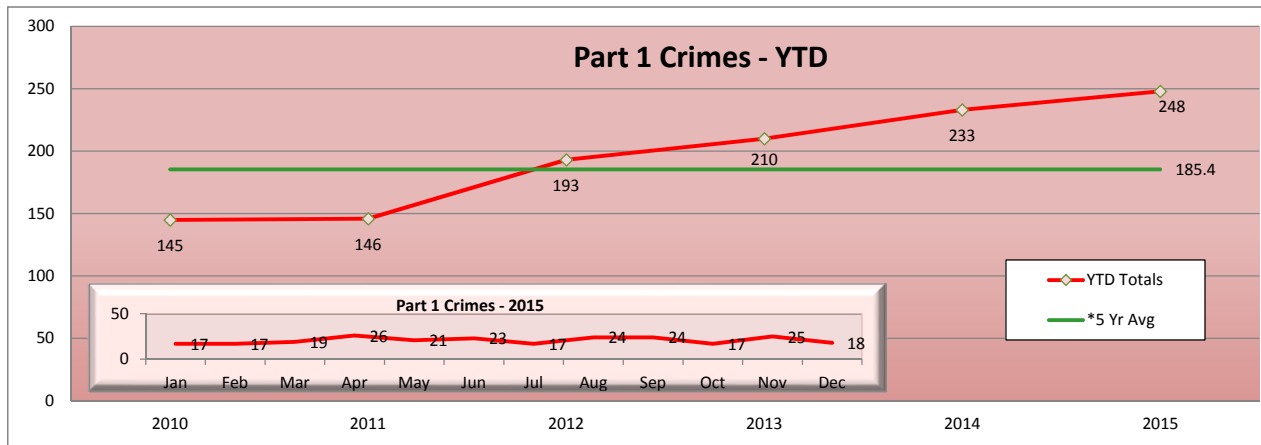
Part 1 Crimes per Station		
Station	Dec	YTD
Union Station	0	17
Civic Center	1	4
Pershing Square	1	19
7th/Metro	5	16
Westlake	2	27
Wilshire/Vermont	0	23
Wilshire/Normandie	0	2
Vermont/Beverly	0	1
Wilshire/Western	0	5
Vermont/Santa Monica	1	11
Vermont/Sunset	1	12
Hollywood/Western	0	9
Hollywood/Vine	2	13
Hollywood/Highland	0	24
Universal	2	19
North Hollywood	3	43
Red Line Rail Yard	0	3
Total	18	248

ARRESTS		
Type	Dec	YTD
Felony	18	249
Misdemeanor	87	1067
TOTAL	105	1316

CITATIONS		
Type	Dec	YTD
Fare Evasion Citations	798	11,515
Other Citations	112	1,440
Vehicle Code Citations	191	2,649
TOTAL	1,101	15,604

CALLS FOR SERVICE				
TYPE	Dec		YTD	
	Total	Avg	Total	Avg
Emergency	24	5.6	208	5.7
Priority	303	14.6	2532	14.4
Routine	201	24.0	2686	24.2
Total	528	17.8	5426	18.9

FARE ENFORCEMENT		
	Dec	YTD
Ridership	3,932,920	46,491,735
Contacts	226,902	2,341,941
% of Patrons Inspected	5.77	5.04
Boardings	0	8,999
Ride	0	0
Fare Warning	0	3,950



RED Line Highlights
The Red Line had 15 more part 1 crimes which is a 6% increase from the same period last year.

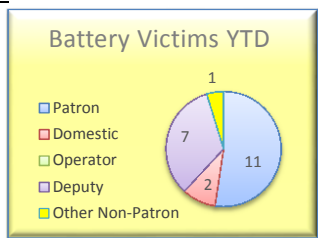
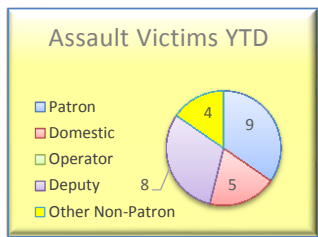
Part 1 crimes per 1,000,000 riders were up from the same period last year.

*5 yr average is based on the average of part 1 crimes from 2010 - 2014.

GOLD LINE

REPORTED CRIME

PART 1 CRIMES	Dec	YTD
Homicide	0	1
Rape	0	1
Robbery	1	21
Agg Assault	0	26
Agg Assault on Op	0	0
Burglary	0	2
Grand Theft	1	12
Petty Theft	1	39
Motor Vehicle Theft	2	14
Burg/Theft From Vehicle	1	44
Arson	0	0
SUB-TOTAL	6	160
Selected Part 2 Crimes		
Battery	1	21
Battery Rail Operator	0	0
Sex Offenses	0	5
Weapons	0	6
Narcotics	2	28
Trespassing	9	18
Vandalism	5	51
SUB-TOTAL	17	129
TOTAL	23	289



Part 1 Crimes per Station

Station	Dec	YTD
Sierra Madre	1	35
Allen	0	5
Lake	0	2
Memorial Park	0	3
Del Mar	0	5
Fillmore	0	2
South Pasadena	0	7
Highland Park	0	13
SW Museum	0	1
Heritage Square	1	13
Lincoln Heights	1	12
Chinatown	0	1
Union Station	1	17
Little Tokyo	0	4
Pico	0	2
Mariachi	0	3
Soto	0	7
Indiana	0	15
Maravilla	0	0
East La	0	0
Atlantic	2	13
Total	6	160

ARRESTS

Type	Dec	YTD
Felony	5	63
Misdemeanor	32	337
TOTAL	37	400

CITATIONS

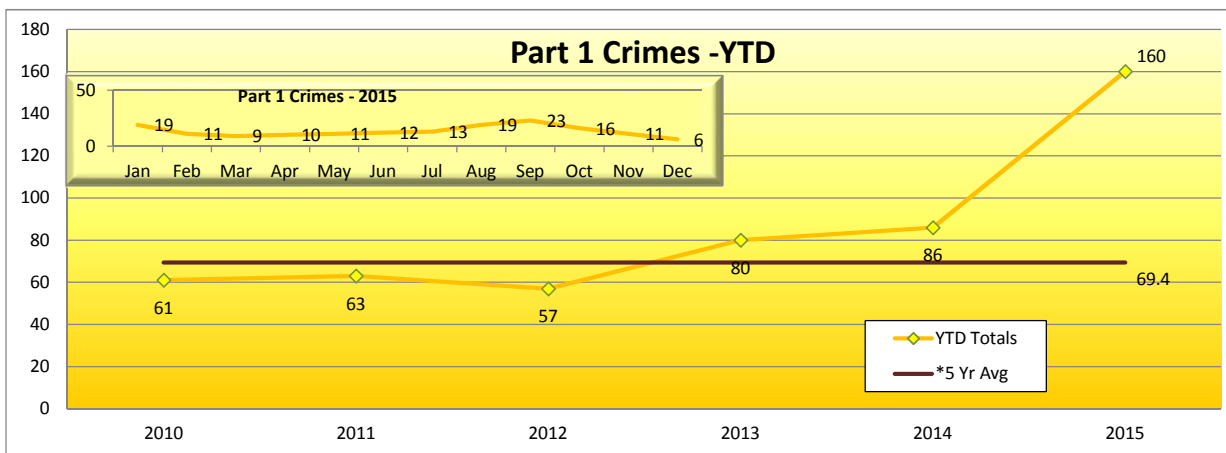
Type	Dec	YTD
Fare Evasion Citations	194	3,885
Other Citations	23	446
Vehicle Code Citations	115	1,350
TOTAL	332	5,681

CALLS FOR SERVICE

TYPE	Dec		YTD	
	Total	Avg	Total	Avg
Emergency	5	3.4	76	7.5
Priority	100	14.6	1042	15.6
Routine	82	21.6	1028	25.4
Total	187	17.4	2146	20.0

FARE ENFORCEMENT

	Dec	YTD
Ridership	1,276,138	14,267,245
Contacts	89,331	1,097,231
% of Patrons Inspected	7.00	7.69
Boardings	0	5,140
Ride	0	0
Fare Warning	0	2,454



Gold Line Highlights

The Gold Line had 74 more part 1 crimes, which is an 86% increase of from the same period last year.

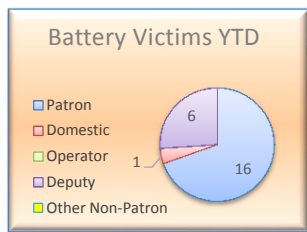
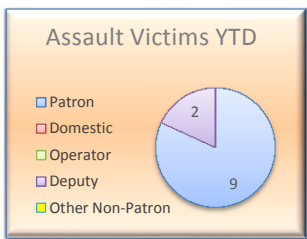
Part 1 crimes per 1,000,000 riders were up from the same period last year.

*5 yr average is based on the average of part 1 crimes from 2010 - 2014.

ORANGE LINE

REPORTED CRIME

PART 1 CRIMES	Dec	YTD
Homicide	0	0
Rape	0	0
Robbery	0	4
Agg Assault	0	11
Agg Assault on Op	0	0
Burglary	0	0
Grand Theft	1	7
Petty Theft	2	32
Motor Vehicle Theft	0	6
Burg/Theft From Vehicle	0	1
Arson	0	0
SUB-TOTAL	3	61
Selected Part 2 Crimes		
Battery	2	23
Battery Bus Operator	0	0
Sex Offenses	0	2
Weapons	0	4
Narcotics	0	9
Trespassing	0	4
Vandalism	1	17
SUB-TOTAL	3	59
TOTAL	6	120



Part 1 Crimes per Station

Station	Dec	YTD
North Hollywood	0	7
Laurel Canyon	0	1
Valley College	1	2
Woodman	0	3
Van Nuys	1	10
Sepulveda	0	4
Woodley	0	2
Balboa	1	9
Reseda	0	8
Tampa	0	1
Pierce College	0	3
De Soto	0	1
Canoga	0	3
Warner Center	0	0
Sherman Way	0	2
Roscoe	0	2
Nordhoff	0	1
Chatsworth	0	2
Total	3	61

ARRESTS

Type	Dec	YTD
Felony	0	37
Misdemeanor	11	249
TOTAL	11	286

CITATIONS

Type	Dec	YTD
Fare Evasion Citations	139	2,319
Other Citations	3	42
Vehicle Code Citations	88	989
TOTAL	230	3,350

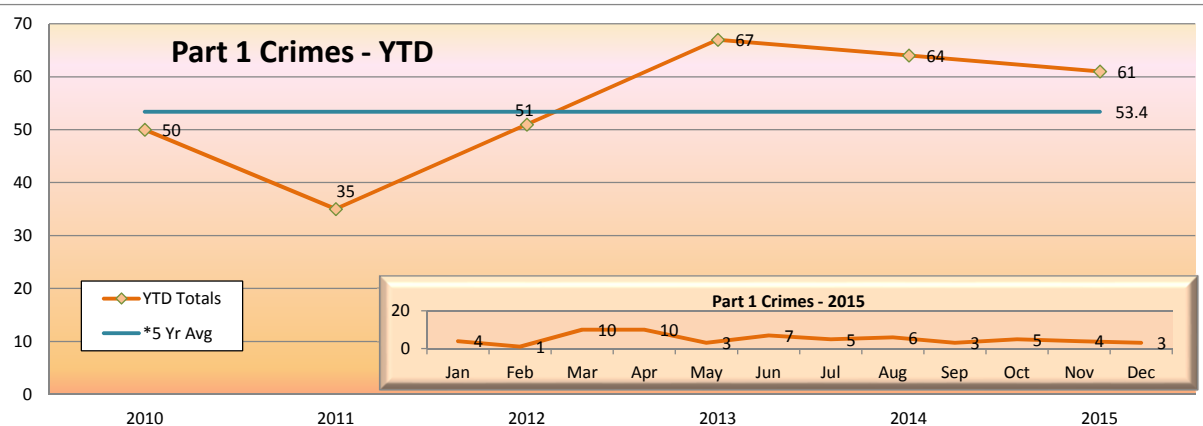
CALLS FOR SERVICE

TYPE	Dec		YTD	
	Total	Avg	Total	Avg
Emergency	6	13.0	38	9.3
Priority	58	14.2	501	16.1
Routine	19	32.3	369	27.0
Total	83	18.3	908	20.2

FARE ENFORCEMENT

	Dec	YTD
Ridership	640,018	8,422,122
Contacts	61,257	800,559
% of Patrons Inspected	9.57	9.51
Boardings	0	9,321
Ride	0	48
Fare Warning	0	546

Part 1 Crimes - YTD



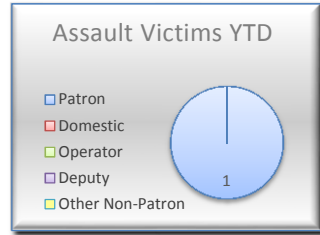
Orange Line Highlights

The Orange Line had 3 less part 1 crimes, which is a 5% decrease from the same period last year.

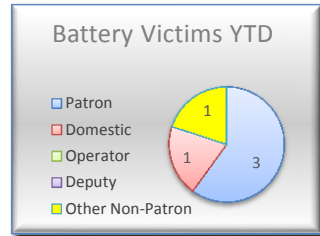
Part 1 crimes per 1,000,000 riders were down from the same period last year.

SILVER LINE

REPORTED CRIME		
PART 1 CRIMES	Dec	YTD
Homicide	0	0
Rape	0	1
Robbery	0	1
Agg Assault	0	1
Agg Assault on Op	0	0
Burglary	0	1
Grand Theft	1	1
Petty Theft	0	4
Motor Vehicle Theft	0	1
Burg/Theft From Vehicle	0	1
Arson	0	0
SUB-TOTAL	1	11
Selected Part 2 Crimes		
Battery	0	5
Battery Bus Operator	0	0
Sex Offenses	0	1
Weapons	0	0
Narcotics	0	1
Trespassing	0	0
Vandalism	2	9
SUB-TOTAL	2	16
TOTAL	3	27



Part 1 Crimes per Station		
Station	Dec	YTD
El Monte	0	2
Cal State LA	0	0
LAC/USC	0	0
Alameda	0	1
Downtown	1	2
37th St/USC	0	0
Slauson	0	0
Manchester	0	0
Harbor Fwy	0	2
Rosecrans	0	0
Harbor/Gateway	0	4
Total	1	11

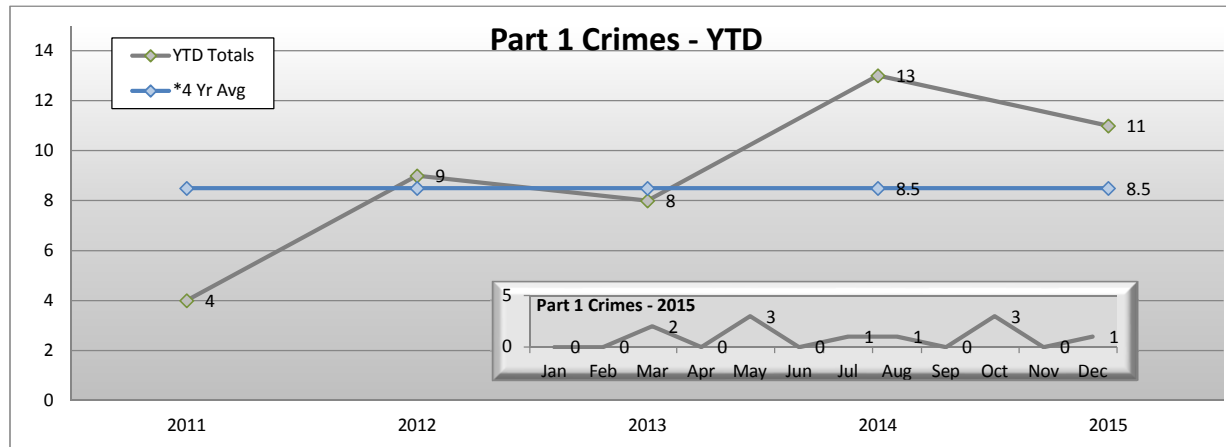


ARRESTS		
Type	Dec	YTD
Felony	0	9
Misdemeanor	1	18
TOTAL	1	27

CITATIONS		
Type	Dec	YTD
Fare Evasion Citations	0	9
Other Citations	23	159
Vehicle Code Citations	7	159
TOTAL	30	327

CALLS FOR SERVICE				
TYPE	Dec		YTD	
	Total	Avg	Total	Avg
Emergency	1	7.0	8	5.4
Priority	16	13.1	124	13.1
Routine	13	20.8	87	20.6
Total	30	16.3	219	15.8

FARE ENFORCEMENT		
	Dec	YTD
Ridership	347,199	4,334,742
Contacts	0	2,485
% of Patrons Inspected	0.00	0.06
Boardings	0	673
Ride	0	13
Fare Warning	0	75



Silver Line Highlights

The Silver Line had 2 less part 1 crime, which is a 15% decrease from the same period last year.

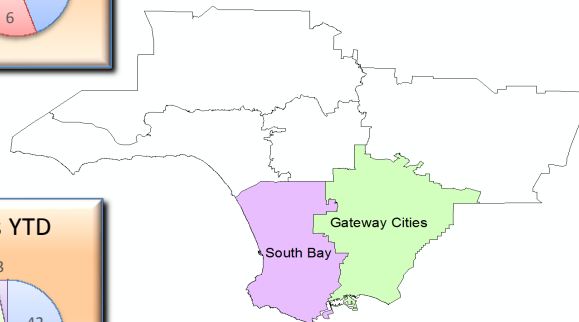
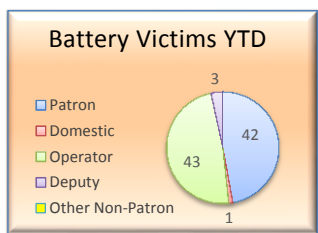
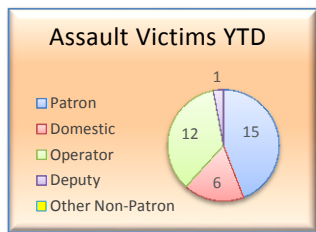
Part 1 crimes per 1,000,000 riders were down from the same period last year.

*4 yr average is based on the average of part 1 crimes from 2011 - 2014.

South Bus Patrol

REPORTED CRIME		
PART 1 CRIMES	Dec	YTD
Homicide	0	0
Rape	0	0
Robbery	5	35
Agg Assault	2	22
Agg Assault on Op	0	12
Burglary	0	2
Grand Theft	2	37
Petty Theft	1	31
Motor Vehicle Theft	0	4
Burg/Theft From Vehicle	0	5
Arson	0	0
SUB-TOTAL	10	148
Selected Part 2 Crimes		
Battery	4	46
Battery Bus Operator	2	43
Sex Offenses	1	11
Weapons	0	15
Narcotics	3	45
Trespassing	0	3
Vandalism	5	48
SUB-TOTAL	15	211
TOTAL	25	359

Part 1 Crimes per Sector		
Sector	Dec	YTD
Gateway Cities	2	28
South Bay	8	120
Total	10	148



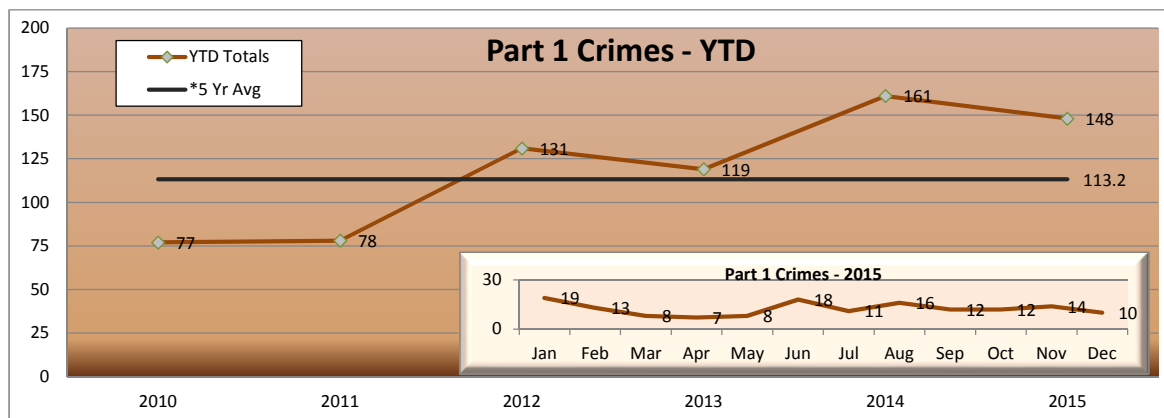
ARRESTS		
Type	Dec	YTD
Felony	10	150
Misdemeanor	38	762
TOTAL	48	912

CITATIONS		
Type	Dec	YTD
Fare Evasion Citations	3	153
Other Citations	0	29
Vehicle Code Citations	3	671
TOTAL	6	853

CALLS FOR SERVICE				
TYPE	Dec		YTD	
	Total	Avg	Total	Avg
Emergency	15	9.3	116	8.1
Priority	153	16.5	1,297	15.4
Routine	101	25.1	1,144	26.1
Total	269	19.4	2,557	19.8

FARE ENFORCEMENT*

*South Bus Fare Enforcement data is combined with North Bus.

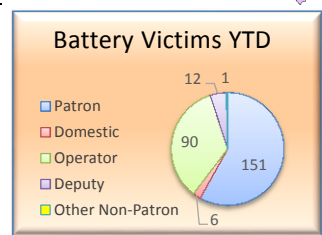
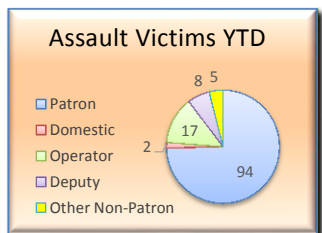


*5 yr average is based on the average of part 1 crimes from 2010 - 2014.

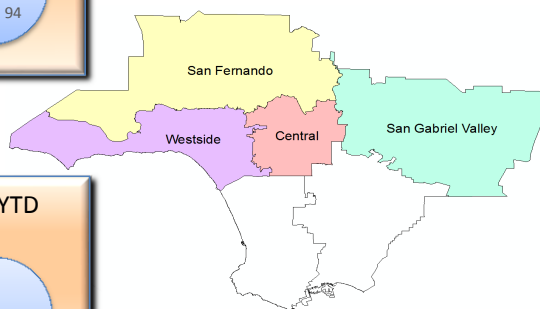
South Bus Highlights
The South bus Lines had 13 less part 1 crimes, which is a 8% decrease from the same period last year.

North Bus Patrol

REPORTED CRIME		
PART 1 CRIMES	Dec	YTD
Homicide	0	1
Rape	0	2
Robbery	6	76
Agg Assault	6	109
Agg Assault on Op	3	17
Burglary	0	2
Grand Theft	5	83
Petty Theft	8	103
Motor Vehicle Theft	0	5
Burg/Theft From Vehicle	1	8
Arson	0	0
SUB-TOTAL	29	406
Selected Part 2 Crimes		
Battery	12	179
Battery Bus Operator	9	81
Sex Offenses	6	37
Weapons	0	12
Narcotics	2	55
Trespassing	1	35
Vandalism	6	112
SUB-TOTAL	36	511
TOTAL	65	917



Part 1 Crimes per Sector		
Sector	Dec	YTD
San Gabriel	2	27
Westside	2	43
San Fernando	3	40
Central	22	296
Total	29	406

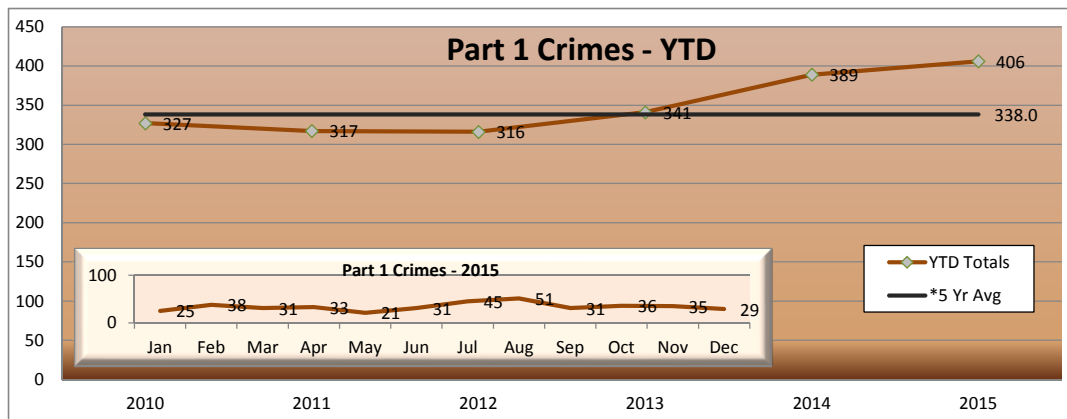


ARRESTS		
Type	Dec	YTD
Felony	13	241
Misdemeanor	48	967
TOTAL	61	1,208

CITATIONS		
Type	Dec	YTD
Fare Evasion Citations	15	570
Other Citations	8	355
Vehicle Code Citations	993	11,662
TOTAL	1,016	12,587

CALLS FOR SERVICE				
TYPE	Dec		YTD	
	Total	Avg	Total	Avg
Emergency	49	9.0	371	7.6
Priority	448	16.8	4,664	16.3
Routine	286	27.1	4,118	26.7
Total	783	20.1	9,153	20.6

FARE ENFORCEMENT		
	Dec	YTD
Ridership*	24,806,471	317,317,532
Contacts	1,744	65,429
% of Patrons Inspected	0.01	0.02
Boardings	3,451	51,106
Rides	2,041	19,603
Fare Warning	429	4,906

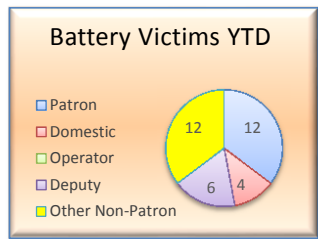
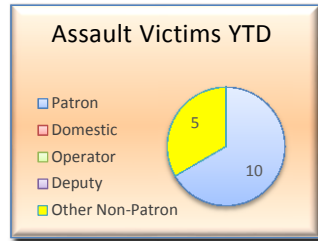


North Bus Highlights
The North Bus Lines had 17 more part 1 crimes, which is a 4% increase from the same period last year.

*5 yr average is based on the average of part 1 crimes from 2010 - 2014.

Union Station

REPORTED CRIME		
PART 1 CRIMES	Dec	YTD
Homicide	0	0
Rape	0	1
Robbery	1	4
Agg Assault	1	15
Agg Assault on Op	0	0
Burglary	0	2
Grand Theft	1	5
Petty Theft	1	24
Motor Vehicle Theft	0	3
Burg/Theft From Vehicle	1	6
Arson	0	0
SUB-TOTAL	5	60
Selected Part 2 Crimes		
Battery	1	34
Battery Bus Operator	0	0
Sex Offenses	1	5
Weapons	0	6
Narcotics	1	30
Trespassing	0	8
Vandalism	0	5
SUB-TOTAL	3	88
TOTAL	8	148



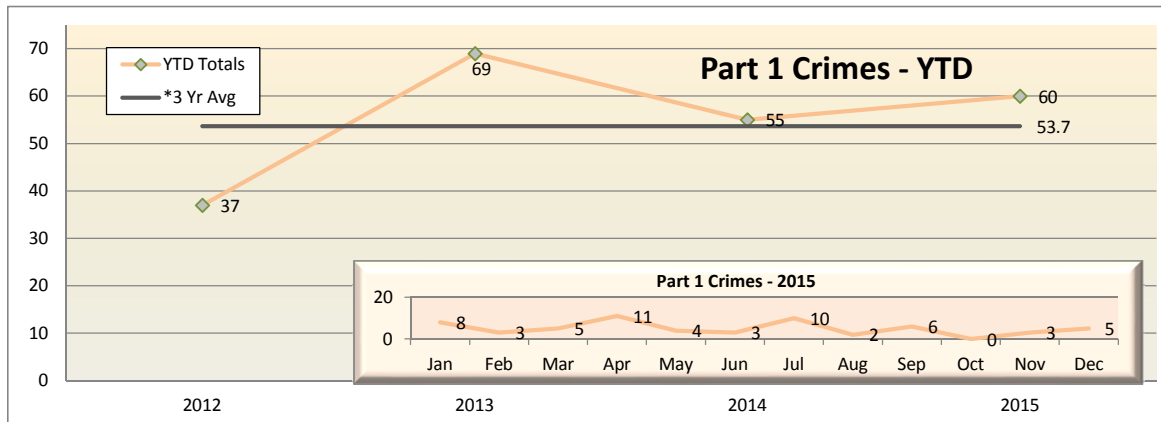
Part 1 Crimes at Union Station		
Side	Dec	YTD
Westside	3	41
Eastside	2	19
Total	5	60



ARRESTS		
Type	Dec	YTD
Felony	8	84
Misdemeanor	14	213
TOTAL	22	297

CITATIONS		
Type	Dec	YTD
Fare Evasion Citations	2	98
Other Citations	27	230
Vehicle Code Citations	23	197
TOTAL	52	525

CALLS FOR SERVICE				
TYPE	Dec		YTD	
	Total	Avg	Total	Avg
Emergency	2	1.0	23	7.0
Priority	32	6.5	401	6.6
Routine	25	18.0	458	15.8
Total	59	11.2	882	11.4



Union Station Highlights

Union Station had 5 more part 1 crimes, which is a 9% increase from the same period last year.

*3 yr average is based on the average of part 1 crimes from 2012 - 2014.



LOS ANGELES COUNTY SHERIFF'S DEPARTMENT
 TRANSIT POLICING DIVISION
 RONENE M. ANDA, CHIEF

ALLOCATION OF LAW ENFORCEMENT SERVICES RESERVE COMPANY SERVICES DECEMBER

	JAN	FEB	MAR	APR	MAY	JUN	JUL	AUG	SEP	OCT	NOV	DEC	YTD
TSB San Fernando Valley	121	82	149	114	58	142	37	91	88	81	44	48	1055
Westside/Central Motors	156	193	362	318	316	251	306	287	200	204	317	368	3278
SGV Volunteer Company	437	385	397	286	294	271	300	283	220	21	101	139	3134
Blue/Green Line Sector	32	22	22	93	64	84	87	44	20	33	12	8	521
TOTAL	746	682	930	811	732	748	730	705	528	339	474	563	7988

*Each month, Reserve totals will display totals from the previous month because totals are not submitted until the end of each month.

The LASD reserve units are attached to regular LASD units of assignments. The reserves are there to perform the same function as any deputy. In that way, the reserves augment the force at no increase in cost. Contract agencies benefit significantly by the presence of reserves since they are directly paying for the LASD contract and do not have to pay for the additional reserve force.

*N/C = Not Complete

www.lasdreserve.org

Bus Operator Assault Matrix

ATTACHMENT B

Reason	Line	Div	Type	Date	Day	Time	Narrative	Flyer	Barrier	Arrest	Charges Requested	Charges Filed	Sentence (Probation/Time/Jail or Prison)
Fare	L111	18	Battery	1/1/2015	Thu	15:00	Assault sus arrested for grabbing victim and spitting on him			Yes	243.3PC		Case Reject - No filing by the city
Fare	L704	10	Battery	1/5/2015	Mon	8:00	Sus MH/40-50/508/175 spit on bus op over fare	Y					
Previous Problems	L71	9	Battery	1/7/2015	Wed	13:50	Sus FB/40/507/130/Blk/Bro threw water on bus op for previous problems	Y					
Policy/Smoking	L710	18	Battery	1/7/2015	Wed	19:55	Sus MB/25-35/506/140 spit on bus op over smoking policy						
	L165	15	Sex Crime	1/7/2015	Wed	6:00	Sus MB/30/600/160 took off shirt and pants on bus						
Fare	L240	8	Battery	1/10/2015	Sat	1:30	Sus MH/25-35/509/190/Blk/Brn spit on bus op over fare						
Fare	L117	18	Assault	1/11/2015	Sun	12:20	Assault suspects arrested for punching bus op over fare			Yes	243.3PC	243.3PC	Referred to C.A. for misdemeanor - Case rejected
Fare	L770	9	Battery	1/12/2015	Mon	16:45	Suspect punched vic in chest over bus fare	Y		Yes	647(F)PC; 853.7PC	647(F)PC; 853.7PC	Alhambra (Call)
Cut suspect off	L108	5	Assault	1/14/2015	Wed	11:30	Assault suspect arrested for stabbing bus op for cutting him off			Yes	422(A)PC & 14601.1(A)PC	422(A)PC & 14601.1(A)PC	Case still in court
Demand stop	L780	3	Battery	1/15/2015	Thu	19:20	Sus MB/20s/601/150/red punched bus op in face over demanding to stop	Y					
Disorderly	L18	1	Battery	1/20/2015	Tue	14:30	Sus MB/509/200/30s punched bus op in face on bus	Y					
Fare	L780	3	Battery	1/23/2015	Fri	15:45	Battery suspect arrested for hitting bus op over fare			Yes	243.3PC	243.3PC	Convicted - 24 months probation
Verbal Altercation	L48	2	Assault	2/2/2015	Mon	10:32	Battery sus arrested for hitting bus op with cane			Yes	243.3PC	243.3PC	No filing - Reject, interest of justice
Fare	L117	18	Battery	2/2/2015	Mon	17:57	Sus MB/16/507-508/170-180 threw ice cubes at bus op over fare	Y					
No Reason	L60	2	Battery	2/4/2015	Wed	11:04	Battery sus arrested for rubbing bus op leg			Yes	243.3PC	243.3PC	Case Rejected by the DA - Insufficient Evidence
Fare	L53	1	Battery	2/7/2015	Sat	14:15	Sus MH/18-25/506/150 spit on bus op for quoting fare	Y					
Policy/seating	L754	5	Battery	2/7/2015	Sat	17:45	Sus FB/49-50/507/160/Bln/Bro punched and kicked the bus op regarding policy	Y					
Fare	L754	18	Battery	2/7/2015	Sat	17:21	Sus MH/40/511/190/Blk/Bro swung his fits three times at bus op and spit on him regarding quoted fare	Y					
Domestic	L757	5	Battery	2/10/2015	Tue	20:47	Sus bf punched bus op in face three times over domestic argument						
No Reason	L611	2	Battery	2/12/2015	Thu	14:15	Sus FB/40s/Blk/Bro threw hot soup at the bus op	Y					
Verbal Altercation	L760	1	Battery	2/13/2015	Fri	10:52	Mutual combat of bus op/passenger						
No Reason	L204	5	Battery	2/13/2015	Fri	0:42	Attempt Carjacking Sus arrested			Yes	10851(a)CVC & 243.3PC	10851(a)CVC & 243.3PC	Convicted - 30 Days Jail & 1 year Summary Probation
Tap Card	L460	1	Assault	2/25/2015	Wed	10:15	Assault sus arrested for assaulting bus op			Yes	245(A)(1)PC; 211PC	245(A)(1)PC; 211PC	Case still in court
Policy/sitting	L33	7	Battery	2/27/2015	Fri	3:30	Assault sus arrested for hitting bus op			Yes	242PC	242PC	No filing
Bus Line Info	L83	3	Battery	3/1/2015	Sun	17:45	Sus MB/34-36/507-509/160-180 punched bus op in face over wanting a different bus line information			No	243.3PC		Suspect deceased
Fare	L2	10	Battery	3/4/2015	Wed	16:10	Sus MB/40-50/506-509/150-170 punched the bus op in the face over stating the fare and punched a bus patron	Y					
Tap Card	L45	3	Battery	3/10/2015	Tue	16:45	Sus MB/18/511/150 spit on bus op when he asked to see Tap Card	Y		Yes	243.3PC	243.3PC	Summary Probation
Demand Stop	L910	9	Battery	3/14/2015	Sat	13:45	Sus FB/30-35*507-508/150-160/Blk/Bro spit on bus op	Y					
Route	L4	2	Battery	3/16/2015	Mon	21:54	Battery sus arrested for spitting on bus op			Yes	242/243.3PC; 640(D)(1)PC	242/243.3PC; 640(D)(1)PC	Convicted - 1 year Summary Probation & 8 days jail

*Highlighted in yellow: have court dates pending or have been referred to the LA County Attorney's Office with no disposition yet.

Legend:

NAA: Non-Aggravated Assault

AA: Aggravated Assault

Bus Operator Assault Matrix

ATTACHMENT B

Closed doors on sus	L16	18	Battery	4/29/2015	Wed	18:33	Assault sus arrested for hitting bus op when bus op closed doors on him		Yes	243.3PC & 242PC	243.3PC & 242PC		
Disorderly	L204	7	Battery	4/29/2015	Wed	0:05	Sus MB/55-60/504-508/160 threw cold liquid at bus op when she told him to leave for being disorderly	Y	Yes	243.3PC	243.3PC		
	L2	5	Sex Crime	4/30/2015	Thu	11:40	Sus MB/509/250/Blk/Bro indecent exposure on bus	Y					
Hit Suspect Car	L200	2	Battery	5/3/2015	Sun	11:25	Sus MB/600/205/Blk/Bro slapped phone from bus op's hands, hitting his hand						
	L204	5	Sex Crime	5/4/2015	Mon	5:30	MB suspect arrested for indecent exposure on bus		Yes	290.018(b)PC, 314.1PC & 647(a)PC	290.018(b)PC, 314.1PC & 647(a)PC	Not our case - but appears probation	
Demand Stop	L710	18	Battery	5/5/2015	Tue	15:43	FB suspect arrested for hitting bus op after demanding a stop		Yes	243.3PC	243.3PC	Not Filed - Unable To Locate	
Crowded	L81	3	Battery	5/10/2015	Sun	9:05	Sus FB/43-45/504-505/160/Blk/Brn punched the bus op in the face after the bus op moved out of the way of her cart	Y	Yes	243.3PC	243.3PC		
Policy/Drinking	L744	15	Battery	5/11/2015	Mon	20:08	Battery sus arrested for spitting on bus op over policy		Yes	243.3PC	243.3PC	Nothing found - No File	
Fare	L40	18	Assault	5/11/2015	Mon	10:39	Assault sus arrested for pulling a knife on the bus op		Yes	245(a)(1)PC & 422PC	245(a)(1)PC & 422PC	Case still in court - Pending	
Policy/Shoes	L218	98	Battery	5/17/2015	Sun	15:38	Battery sus arrested for hitting bus op on arm for shoes policy		Yes	594(b)(1)PC & 243.3PC	594(b)(1)PC & 243.3PC	Convicted - 30 days jail & 1 year summary probation	
Wanted Entry	L207	5	Battery	5/18/2015	Mon	5:30	Sus MB/20s/500-510/140-170 threw can at bus op						
Fare	L115	1	Battery	5/21/2015	Thu	18:00	Sus MB/25/507 spit on bus op over asking for fare	Y					
Policy/Drinking	L16	7	Battery	5/28/2015	Thu	8:05	Sus MH/506/30 threw coffee on bus op over eating food on bus	Y					
Disorderly	L-Unk	10	Battery	5/30/2015	Sat	15:40	MB suspect arrested for hitting bus op		Yes	243.3PC	243.3PC	Case # SCA114050 - Convicted: 180 days in county jail	
Other/Direction	L18	1	Battery	6/1/2015	Mon	4:50	Sus FB/505/130/30yrs hit bus op in face for not knowing the 70 Line	Y					
Fare	L62	1	Battery	6/2/2015	Tue	11:15	Sus1 MH/40-5/600/160/Brn/Brn & Sus2 FH/40-45/502/130/Brn/Brn spit on bus driver over fare	Y					
Other	L111	18	Battery	6/5/2015	Fri	20:40	Sus MB/35-40 kissed his hand and rubbed it on bus op's face						
Late bus	L18	1	Robbery	6/7/2015	Sun	17:30	L18 Whittier/Euclid 6/7 1730hrs - MH suspect arrested for attempt robbery on bus op		Yes	211PC	243.3PC	Convicted - Pled guilty: 90 days jail & formal probation	
Other	L55	2	Battery	6/12/2015	Fri	11:00	Battery sus arrested for spitting on bus op (no barrier)		No	Yes	243.3PC	243.3PC	Case Rejected by LA City Atty's Office
Mentally Ill	L550	18	Battery	6/17/2015	Wed	11:35	Sus FH spit on bus op after she stood in front of bus. 72hr hold on sus		Yes	243.3PC, 243(b)PC & 594(b)(2)(a)PC	243.3PC, 243(b)PC & 594(b)(2)(a)PC	Probation Violated - \$80,000 warrant filed	
No Reason	L150	8	Assault	6/17/2015	Wed	11:45	Sus MW/25 punched bus op in face for unknown reason		Yes	245(a)(1)PC	245(a)(1)PC	Case still in court - Jury Trial	
Fare	L237	8	Assault	6/17/2015	Wed	14:39	MB suspect arrested for threatening bus op w/knife		Yes	245.2PC & 422(a)PC	245.2PC & 422(a)PC	Case still in court	
Disorderly	L720	1	Battery	6/20/2015	Sat	22:00	Sus FB/506-508/160-175/Blk/Bro spit on bus op for telling her to calm down, no barrier	Y	No				
Disorderly	L53	1	Battery	6/22/2015	Mon	22:29	Sus MB/17-22/509-600/170/Bro/Bro punched the bus op in the face after being disorderly	Y					
Disorderly	L31	7	Battery	6/22/2015	Mon	20:30	Sus MW/40/507/180 spit on bus op after he told him to exit for being disorderly						
Fare	L207	5	Battery	6/23/2015	Tue	0:15	Sus arrested for spitting on bus op over unpaid fare		Yes	243.3PC	243.3PC	Convicted - 1 year summary probation	
Fare	L127	18	Battery	6/24/2015	Wed	7:40	Sus MW/600/175 punched bus op in face for unpaid fare	Y					
Disorderly	L81	3	Battery	6/26/2015	Fri	23:00	Sus MB/40-45/600/170 punched bus op and pushed him after being disorderly	Y					
Fare	L460	1	Battery	6/27/2015	Sat	22:10	Battery sus arrested punched the bus op in the head for quoting fare		Yes	243.3PC	243.3PC	No Dispo yet	
Fare	L92	15	Assault	6/29/2015	Mon	6:32	Sus MH/502-506/160/20-25yrs punch bus op over no fare	Y					

*Highlighted in yellow: have court dates pending or have been referred to the LA County Attorney's Office with no disposition yet.

Legend:

NAA: Non-Aggravated Assault

AA: Aggravated Assault

Bus Operator Assault Matrix

ATTACHMENT B

Disorderly	L40	18	Battery	6/30/2015	Tue	7:27	Sus MB/40-50yrs punched bus op in face over loud music	Y					
Late bus	L40	18	Battery	7/6/2015	Mon	18:55	Sus MB/35-45/600/160-180 peppered spray bus op for being late	Y					
Alcohol	L125	MV	Battery	7/9/2015	Thu	12:18	Sus MB/52-55 spit on bus op for not allowing him to enter with open alcohol container						
Fare	L206	5	Battery	7/9/2015	Thu	15:00	Battery sus arrested for hitting bus op in the shoulder over fare		Yes	243.3PC	243.3PC	Too early - no filing as of yet	
No Reason	L66	10	Battery	7/17/2015	Fri	13:40	Battery sus arrested for grabbing bus ops arm and trying to punch her in the face for no reason		Yes	243.3PC	243.3PC	Case still in court	
Mentally Ill	L150	8	Battery	7/24/2015	Fri	10:00	Battery sus arrested for punching bus op		Yes	594(b)(2)(a)PC & 243.3PC	594(b)(2)(a)PC & 243.3PC	Convicted - 120 days in jail, 36 months probation	
Fare	L720	10	Battery	7/24/2015	Fri	5:15	Battery sus arrested for spitting on bus op when vic asked about the fare		Yes	243.3PC	243.3PC	Convicted - 12 months probation	
Disorderly	L40	18	Assault	7/26/2015	Sun	13:05	Sus MB/40s/506-508 sus grabbed a screwdriver and threatened bus op	Y					
Graffiti	L233	15	Battery	7/27/2015	Mon	11:58	Sus MH/25/506/230 threw paint tube at bus op for vandalizing	Y					
Policy/trash	L720	1	Battery	8/1/2015	Sat	9:09	Sus MB/55/600/180 got angry at bus op for telling him he couldn't throw trash out of the bus, spit on her as he exited	Y					
Policy/end of line	L45	3	Battery	8/3/2015	Mon	8:35	Sus MB/507-508/185/Blk/Bro pepper sprayed bus op for exiting at end of line	Y					
No Reason	L720	1	Assault	8/4/2015	Tue	0:30	Assault sus arrested for trying to burn bus op with lighter		Yes	245(a)(1)PC & 422PC	245(a)(1)PC & 422PC	Case still in court - Jury Trial	
Crowded	L162	8	Battery	8/6/2015	Thu	14:37	Sus MB/509/180/Blk/Bro pushed bus op to the back of the bus when it was crowded						
Fare	L265	9	Battery	8/6/2015	Thu	7:00	Sus MH/25-30/506/150/Blk/Brn spit on bus op for not giving a courtesy ride, no barrier	Y	No				
Fare	L108	5	Battery	8/8/2015	Sat	16:45	Sus MB/16-19/504/140/Blk/Bro spit on bus op after TAP card declined and she called BOC	Y					
Demand stop	L754	5	Battery	8/11/2015	Tue	12:40	Sus FB/501/100-105/Lt Brn/Brn threw grap juice on bus op when vic did not stop bus in the middle of the street, no barrier/monitor		No				
Route	L744	15	Battery	8/12/2015	Wed	21:37	Sus MH/507/150/Blk/Brn punched bus op after he told vic it was a rapid bus						
Disorderly	L125	2	Battery	8/13/2015	Thu	0:29	Sus MB/18-20/511-600/165-185/Blk/Bro spit in bus op face after he told sus to turn down music, barrier installed - not being used properly		Yes				
Disorderly	L105	2	Battery	8/15/2015	Sat	18:45	Battery sus arrested for grabbed bus op shoulder and threatened him for telling sus to exit for harassing patrons		Yes	422(a)PC & 243.3PC			
Policy/Entering bus	L68	10	Assault	8/17/2015	Mon	15:20	Battery sus arrested for punching and slapping bus op in the face and neck, no barrier	No	Yes	243.3PC			
Previous problems	L212	5	Battery	8/17/2015	Mon	18:00	Mutual combat b/w bus op and patron over previous altercation		Yes	242PC			
Mentally Ill	L33	10	Assault	8/18/2015	Tue	7:45	Sus arrested for hitting bus op in the face after mumbling incoherently		Yes	243.3PC, 245(a)(4)PC & 422PC			
Fare	L202	18	Battery	8/18/2015	Tue	22:15	Sus MH/20-25/507/180 spit and punched bus op for quoting the fare	Y					
Alcohol	L4	7	Battery	8/20/2015	Thu	13:40	Battery sus arrested for pushing bus op, appeared to be drunk		Yes	243.3PC			
Policy/end of line	L733	7	Battery	8/24/2015	Mon	17:27	FW suspect arrested for spitting on bus op, last stop		Yes	243.3PC			
Fare	L152	8	Battery	8/26/2015	Wed	15:35	Sus MW/510/25-29 punched bus op in face over no fare	Y					
Other	L60	2	Battery	8/28/2015	Fri	17:50	FH suspect arrested for grabbing bus op's neck		Yes	243.3PC & 422(a)PC			
No Reason	L245	8	Assault	9/3/2015	Thu	5:30	Sus MW/30-40/502-604/Bln punched the bus op in the face several times for messing around with sus gf, no barrier	Y	No				
No Reason	L-Unk	15	Battery	9/4/2015	Fri	7:20	Sus arrested for spitting on bus op as he was taking a break outside his bus		Yes				
Policy/Beverage	L76	9	Battery	9/7/2015	Mon	16:35	Sus FA/55/501/150/Blk/Bro threw soda bus op when she told sus to put a lid on it						

*Highlighted in yellow: have court dates pending or have been referred to the LA County Attorney's Office with no disposition yet.

Legend:

NAA: Non-Aggravated Assault

AA: Aggravated Assault

Bus Operator Assault Matrix

ATTACHMENT B

Closed door on sus	L105	2	Battery	9/7/2015	Mon	19:00	Sus FB/35-40/505-509/150-165 hit bus op multiple times when he accidentally closed door on sus nephew, bus barrier installed, only lower portion closed	Y					
Other/Walked in front of bus	L204	5	Battery	9/11/2015	Fri	3:50	Sus MH punched the bus op in the face once and spit on the vic after sus stepped in front of bus						
Policy/Smoking	L111	18	Assault	9/12/2015	Sat	14:19	Sus FB/23/504/180 threw bleach in bus op 's face after he told her to put out her cigarette, no barrier installed	Y	No				
Missed stop	L180	3	Battery	9/14/2015	Mon	14:25	Sus MB/20/506-508/200 spit on bus op after missing his stop	Y					
Fare	L45	1	Battery	9/20/2015	Sun	14:45	Sus MB/19/509/178/Blk/Bro slapped the bus op in the face w/ his phone for telling sus to pay the fare, no barrier (happened outside bus)						
Fare	L2	10	Sex Crime	9/21/2015	Mon	7:15	Indecent exp sus arrested			Yes			
Fare	L45	3	Battery	9/22/2015	Tue	14:20	Sus MB/18-20/506-510 spit on bus op for mentioning the fare, no barrier	Y	No				
No Reason	L30	10	Battery	9/24/2015	Thu	9:22	Sus FH/55/505/150 yelled at the bus op and punched him once in the shoulder, no barrier	Y	No				
Alcohol	L204	18	Battery	10/2/2015	Fri	10:25	Battery sus arrested for punching bus op after she asked her where she was going			Yes			
No Reason	L205	MV	Battery	10/2/2015	Fri	22:10	Vic non-desirous			No	243.3PC		Vic non-desirous
Fare	L60	2	Battery	10/3/2015	Sat	9:00	Sus FB/50-55/509/225/Blk/Brn charged at the bus op and tried to punch her in the face, then pulled her hair for quoting the fare	Y					
Fare	L4	5	Battery	10/5/2015	Mon	3:45	Sus MB/25-30/509/170 threw hot coffee at bus op after asking about fare, no barrier	Y	No				
Fare	L33	10	Battery	10/10/2015	Sat	19:07	Sus MB/24/507/180/Blk/Bro threw soda at bus op after she asked for the fare, bus barrier installed, only used bottom portion	Y	Yes				
Fare	L81	3	Battery	10/15/2015	Thu	12:00	Sus MB/18-22/508-510/thin spit on the bus op after the Tap card the sus was using had no value on it and the vic stated the fare, no barrier equipped			No			
Mentally Ill	L207	5	Battery	10/20/2015	Tue	16:00	Sus MB/45-50/505-507/145-155 grabbed bus op's forearm for no reason, poss mentally ill, and then assaulted another patron on the bus, no barrier			No			
Policy/Entering bus	L720	1	Battery	10/22/2015	Thu	13:30	Sus MH/20s/507-508 spit on the bus op when he told them to board through the front door	Y					
Closed door on sus	L733	10	Battery	10/23/2015	Fri	7:30	Sus MW/32/509/160/Blk/Blu hit bus op on the face, neck & torso for closing the door on the sus	Y					
Disorderly	L2	10	Battery	10/27/2015	Tue	17:30	Sus MB/50-60 in wheelchair threw beer can at bus op for asking him to turn down radio	Y					
Disorderly	L4	10	Assault	10/28/2015	Sat	2:25	Sus MB/25-30 in a wheelchair threw glass beer bottle at bus op after he was being disorderly and asked to calm down						
Wanted bus turned around	L152	15	Battery	11/1/2015	Sun	19:15	Battery sus arrested for hitting & spitting on bus op when he wouldn't turn bus around			Yes	243.3PC		
Transfer slip	L18	1	Battery	11/1/2015	Sun	10:41	Sus MB/510/200 wanted free transfer and threw coins at the bus op when he refused						
Route	L154	15	Battery	11/4/2015	Wed	12:18	Battery sus arrested for spitting on bus op for refusing to pick up his friend			Yes	243.3PC		
Policy/door	L115	18	Battery	11/6/2015	Fri	18:10	Sus MB/509/260/Blk/Bro punched the bus op once in the face when he told sus he couldn't stand in the door						
Policy/clothing	LB Transit	LB	Battery	11/7/2015	Sat	9:35	Battery sus arrested for slapping bus op after he refused to let him board for not wearing a shirt			Yes	243.3PC		
Verbal Argument	L111	18	Battery	11/12/2015	Thu	10:15	Sus MH/25-30/502-503/thin/bald pepper sprayed bus op after a verbal argument with another patron						
Route	L352	2	Battery	11/12/2015	Thu	16:55	Sus FB/20-23/505/180 spit on bus op after he could not stop the bus due to his route, barrier being used, she spit around						
Missed stop	L744	15	Battery	11/13/2015	Fri	11:07	Sus MB/45/600/220 spit on the bus op after he bypassed sus stop because of safety concern with construction, no barrier installed	Y	No				
Policy/Standing	L205	97	Battery	11/14/2015	Sat	18:28	Mutual combat bus op vs patron over standing on the bus, both non-desirous			No			Mutual Combat - Both sus/vics non-desirous
Fare	L266	95	Battery	11/15/2015	Sun	15:00	Sus MH threw can at bus op after getting in argument over fare						
Policy/shoes	L302	7	Battery	11/16/2015	Mon	8:22	Sus FB/503/200 spit on bus op after previous argument over sus wearing shoes						

*Highlighted in yellow: have court dates pending or have been referred to the LA County Attorney's Office with no disposition yet.

Legend:

NAA: Non-Aggravated Assault

AA: Aggravated Assault