



## Board Report

---

**File #:** 2020-0639, **File Type:** Oral Report / Presentation

**Agenda Number:** 27.

---

### OPERATIONS, SAFETY AND CUSTOMER EXPERIENCE COMMITTEE OCTOBER 15, 2020

**SUBJECT: MONTHLY UPDATE ON TRANSIT SAFETY AND SECURITY PERFORMANCE**

**ACTION: RECEIVE AND FILE**

#### **RECOMMENDATION**

RECEIVE AND FILE Transit Safety and Security Report

#### **ISSUE**

This report reflects August 2020 performance data as reported under the transit policing deployment strategy which is a combination of in-house fare compliance officers, private security for fixed assets and a multi-agency law enforcement deployment strategy by the Los Angeles Police Department (LAPD), Los Angeles County Sheriff's Department (LASD), and Long Beach Police Department (LBPD). In addition, the report highlights initiatives from the System Security and Law Enforcement department and its efforts to create a safer environment for Metro employees and a safer experience for Metro customers.

#### **BACKGROUND**

The System Security and Law Enforcement (SSLE) department entered into a multi-agency policing partnership in 2017 to increase the number of police on the Metro system to provide a greater, more visible "felt presence" of police to help deter criminal activity on Metro buses and trains.

#### **DISCUSSION**

##### **LAW ENFORCEMENT CONTRACT COMPLIANCE**

SSLE's Compliance group continues, and remains, fully committed to ensure that Metro is receiving the transit law enforcement services it is paying for and although, subsequent testing of the Mobile Phone Validator (MPV) dashboard has shown uneven to subpar results, SSLE staff is working on multiple pilot projects to validate which officers logged into the MPV application and to view real-time video footage of their locations.

- Starting September 15, 2020 use an alternative feature from the Mobile Device Manager (MDM) system and compare the data with the submitted law enforcement weekly schedules. The intent of this pilot is to validate which officers logged into the MPV application, at what time, and at which point they logged off.

- Starting October 1, 2020, utilizing the Lex-Ray service contract to view real-time video footage. The intent is to validate officer locations.

SSLE staff believes these pilot projects are worthy of contract compliance and accountability, and intends to update the Board on progress or setbacks during the November Board Report.

## **METRO TRANSIT SECURITY DEPARTMENT**

Metro Transit Security (MTS) is in the process of revising all of its policies and procedures. This will be accomplished over the next 90 days. In addition, MTS is in the process of adding to the training cadre to expand the in-service training of the security officers and supervision. We have worked with the Chief Civil Rights Officer and staff to remodel our Implicit Bias training.

We have also partnered with LAPD on a series of supervisory training on the overall process for investigating Use of Force and personnel complaint investigations. The first training module was *Use of Force Investigations* and was conducted on September 17, 2020. The goal is to ensure MTS supervisors are conducting thorough transparent investigations.

### Training

- **Implicit Bias Training** - The first 2-hour training session was completed on September 10, 2020 with positive feedback from a group of 9 Transit Security staff and Lieutenants. Plans on how to schedule the rollout to the rest of the department should be finalized by the end of September.
- **Safety for Maintenance & Engineering Teams** - Leticia Solis, DEO Wayside Systems and Ron Dickerson, DEO SSLE, approved the presentation. Dates for initial 45-minute training sessions have been set for September 22, 23, and 29, 2020. There will be 30 Wayside Traction Power Systems team members trained in these groups (10 per session). The first two trainings went very well and positive comments were received. We have received additional requests for the training and will continue to provide.

### Calls for Service KPI

To increase accountability and performance, Metro Transit Security implemented key performance indicators to measure response times for calls for service. Calls for service were developed and categorized into three types:

- Routine: calls for service that are non-criminal, non-violent, non-life threatening, and non-hazardous. These services often require an officer's presence, a Metro facility location check, a welfare check, revenue key calls at divisions, writing minor crime or miscellaneous incident reports and other similar tasks completed daily by Transit Security Officers.
- Priority: calls for service that require an officer to respond without delay. Often, depending on the circumstances, a quick response could minimize the situation from escalating.
- High priority: calls for service that indicate a serious crime is in progress, or has just occurred, and the suspect(s) are still in the vicinity. Additionally, included are life-threatening and life-saving incidents, hazardous incidents and other major safety incidents.

To ensure our reporting and tracking procedures are accurate, we are in the process of reviewing

---

how calls for service are documented, reported, and tracked. We will have the first report of Metro Transit Security response times available for the November board report and every report after.

### **BUS OPERATOR ASSAULTS**

In August, there were a total of (10) assaults on bus operators, with (6) assaults occurring in LASD's jurisdiction and (4) assaults occurring in LAPD's jurisdiction. Nine assaults occurred on the bus system on different lines and (1) assault occurred on the C/Green Line. Eight of the suspects were males and (1) of the suspects was a female. Three suspects were arrested, and four suspects were homeless.

LASD deploys their bus units based on trends, patterns, higher crime rates, quality of life issues and high ridership areas. LASD uses information from their crime analyst, deputy personnel, Metro personnel, and the public to determine what bus lines or areas need to be addressed by our bus deputies.

LAPD utilizes similar methods as mentioned by LASD and they deploy resources to various locations, different dates and times to address these issues as well as complaints from Bus Operations. LAPD deploys resources for OWL service as well as early morning Orange line service.

Both agencies continue to work on this extremely important issue.

### **REGIONAL LAW ENFORCEMENT MEETING**

Metro is working with all law enforcement in the region to ensure accurate crime reporting of incidents that occur on the Metro system. On September 16, 2020, SSLE met with the Regional Law Enforcement Working Group (RLEWG). Topics covered included: SSLE Structure, Crime Reporting, Resource Sharing, Safety through Environmental Design, Homelessness, Campaign Zero, Metro Board Motions 35 and 37, and the 2022 Law Enforcement Contract.

### **EMERGENCY MANAGEMENT COVID-19 RESPONSE**

The Emergency Management Department (EMD) has continued to support Metro's Incident Management Team in the Agency's response to COVID-19. EMD activated Metro's Emergency Operations Center (EOC) starting March 10, 2020, and began coordination of daily Command Staff meetings, intelligence briefings and communication with local government and transit partners on regional response, best practices and real-time lessons learned during this incident.

The Emergency Operations Center remains activated in a monitoring phase for COVID-19 Response and Recovery. This phase includes the continuation of the weekly Command Staff Meetings, twice weekly Public Health and Intelligence Briefs and maintaining a 24-hour duty officer to respond to employee inquiries.

In September EMD also facilitated Metro's observance of National Preparedness Month, providing resources and tools for Metro employees to better prepare for natural and human-made disasters. Metro's Employee Personal Preparedness Guide was updated with pandemic preparedness information and disseminated to all Metro employees. In collaboration with Communications weekly emails, with specific preparedness themes, were distributed to all personnel to encourage them to develop a family emergency plan, create emergency kits and prepare for various types of disaster

incidents.

**BASELINE ASSESSMENT OF SECURITY ENHANCEMENT (BASE)**

Metro has partnered with the Transportation Security Agency (TSA) to undergo a Baseline Assessment of Security Enhancement (BASE) in October 2020.

The BASE program is designed to establish a security standard for mass transit rail and bus, and passenger rail system security programs and assess process. The BASE program is designed to meet requirements identified in the 9/11 Commission Act’s security assessment section, which directs the TSA to identify critical assets, infrastructure and systems and their vulnerabilities and assist bus and public transportation authorities to address their security programs. This voluntary review of transit agency security programs focuses on multiple categories identified by the transit community as fundamentals for a sound transit security program.

The BASE review includes a comprehensive evaluation of program elements, which include the transit agencies security plans, security awareness and emergency response training, drills/exercise programs, public outreach efforts, and background check programs.

**HOMELESS OUTREACH SERVICES**

Operation “Shelter the Unsheltered”

PATH Outreach Data: August 1 - August 31, 2020

- 12 individuals were permanently housed
- 298 individuals have been permanently housed since May 2017
- 39 motel rooms were secured to house 58 homeless persons

Total Motel Expense: \$70,084.31

The table below shows that costs have increased dramatically with the onset of COVID (thus PATH’s budget modification at the end of fiscal year 2020). Much of the increase is related to the concerted effort to off-load individuals and connect them to services.

	<b>Motel Assistance</b>
<b>07/01/2017-06/30/2018</b>	\$ 3,354.97
<b>07/01/2018-06/30/2019</b>	\$ 126,727.40
<b>07/01/2019-06/30/2020</b>	\$ 552,790.59
	<b>\$ 682,872.96</b>

There are additional costs involved placing individuals in motels (as opposed to shelters). Those costs include food support, transportation costs, staff time to continue case management (in shelters individuals are connected to case management through those on-site programs), etc. These factors lead to significantly increased costs.

SSLE is working with Federal Judge Carter on identifying 100 beds that come with services within three different Council Districts. We will be able to report of the progress of this effort for the November Board report.

The Dream Center Outreach

- July 10 - August 31, 2020: 468 contacts

L.A. DOOR Outreach

- July 8 - August 31, 2020: 348 contacts

4-DAY HOMELESS RAIL & BUS COUNT

- A practice run for the 4-day homeless count on rail and bus will be conducted the week of September 28th. We have identified 60 SSLE and law enforcement personnel to conduct the count on rail starting Oct 5, 2020. The bus count will be conducted by Bus Operations personnel and SSLE personnel during the same dates and time frames.
- The results of this count will be provided on the next Board report.

**SEXUAL HARASSMENT INITIATIVES**

**PEACE OVER VIOLENCE PERFORMANCE AUGUST 2020 METRICS**

Performance Measure	Number Served
Total Sexual Harassment Cases Contacting POV	5
Total Cases of Metro Located Sexual Harassment Contacting POV	1
Total Number of Metro Riders Requesting Counseling Services	1
Total Number of Police Reports Filed or Intended to File	1
Total Number of Active Cases	2

On July 1, 2020, SSLE launched its zero tolerance Sexual Harassment campaign. MTS and our law enforcement partners have been trained and are responding to sexual harassment related calls. We are also responding to, and tracking incidents involving rape, sexual battery, lewd conduct and indecent exposure.

There were 19 calls for service involving sexual harassment or assault in August 2020 which were broken down as follows.

Incident Type: August 2020 Totals					
	LAPD	LASD	LBPD	MTS	DEPT. TOTAL
Sexual Harassment	0	N/A	N/A	4	4
Sexual Battery	4	N/A	N/A	3	4
Lewd Conduct	1	N/A	N/A	5	6
Indecent Exposure	0	N/A	N/A	2	2
Rape	0	N/A	N/A	0	0
<b>TOTAL</b>	<b>5</b>	<b>N/A</b>	<b>N/A</b>	<b>14</b>	<b>19</b>

**NEXT STEPS**

Staff will continue to monitor our law enforcement partners, private security, and Transit Security performance, monitor crime stats, and adjust deployment as necessary.

**ATTACHMENTS**

Attachment A - System-Wide Law Enforcement Overview August 2020

Attachment B - MTA Supporting Data August 2020


Attachment C - Transit Police Summary August 2020

Attachment D - Homeless Update August 2020

Attachment E - Monthly, Bi-Annual, Annual Comparison August 2020

Prepared by: Jimmy Abarca, Senior Administrative Analyst, System Security and Law Enforcement,  
(213) 922-2615

Reviewed by: Bob Green, Chief System Security and Law Enforcement Officer, (213) 922-4811



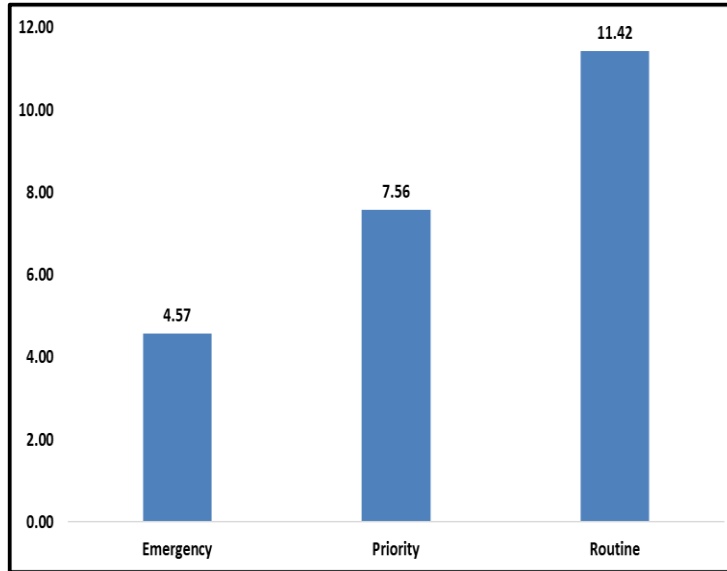
Phillip A. Washington  
Chief Executive Officer

# SYSTEM-WIDE LAW ENFORCEMENT OVERVIEW

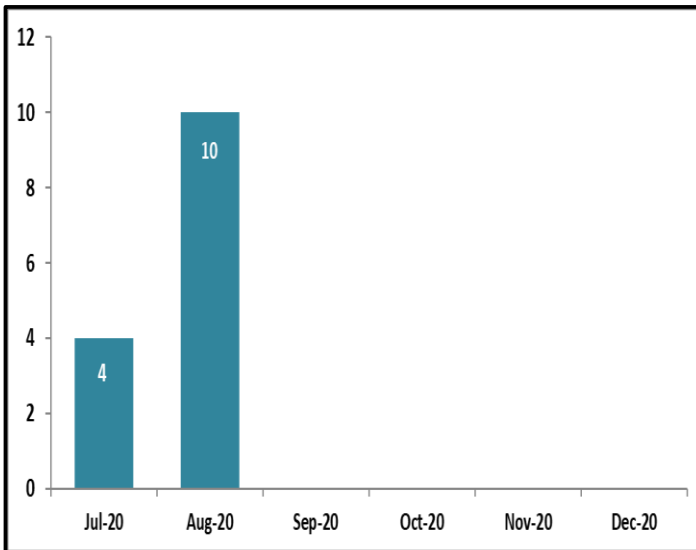
AUGUST 2020

Attachment A

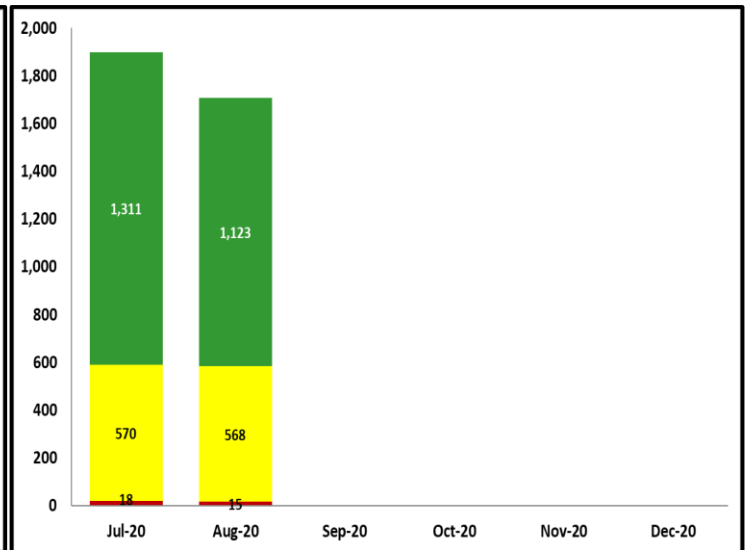
## Average Incident Response Times



## Bus Operator Assaults



## Fare Compliance

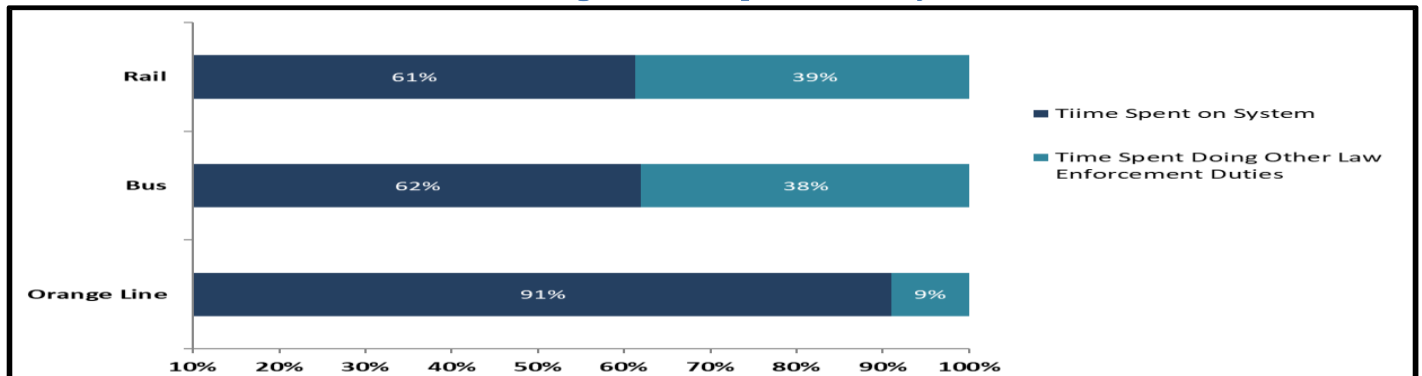


**Green Checks**- Occurs when a patron has valid fare

**Yellow Checks**- Occurs when a patron has valid fare, but did not tap at transfer station

**Red Checks**- Occurs when a patron has invalid fare

## Percentage of Time Spent on the System

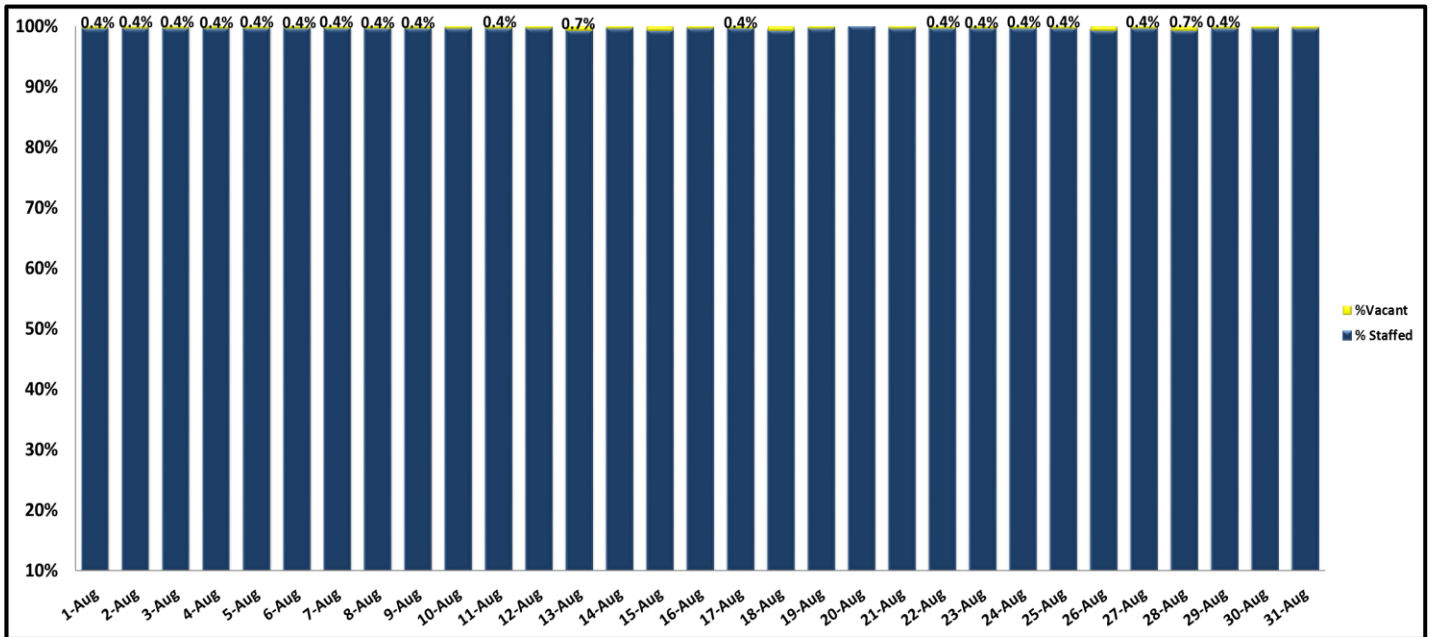


# SYSTEM-WIDE LAW ENFORCEMENT OVERVIEW

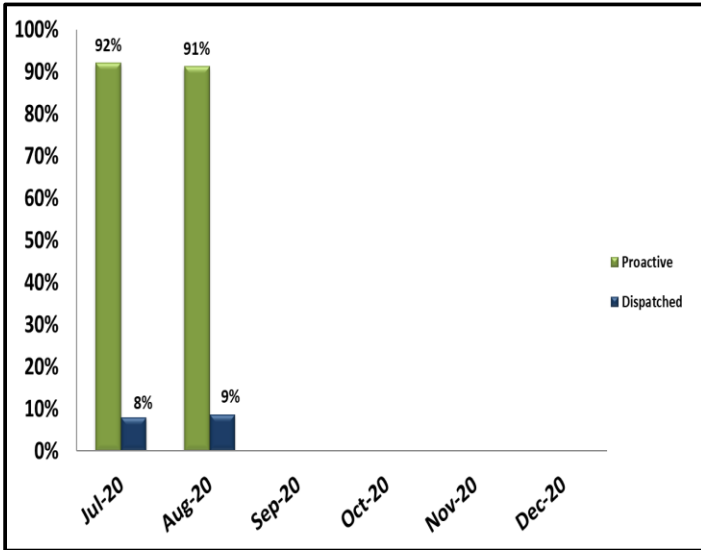
AUGUST 2020

Attachment A

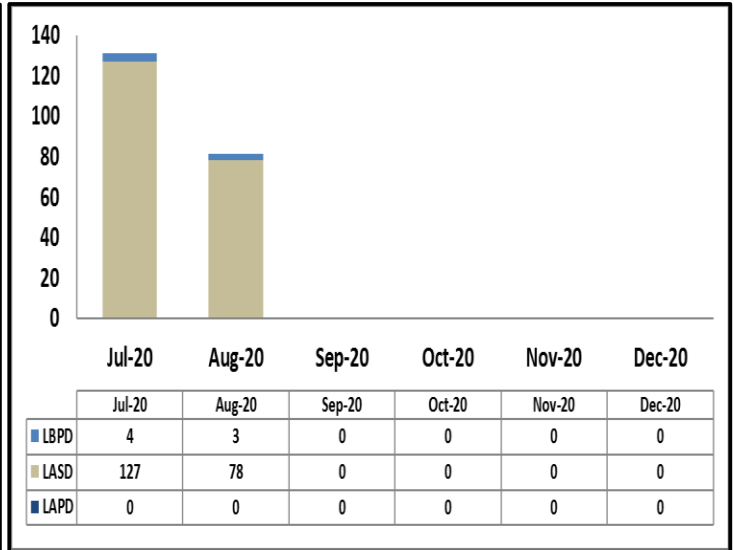
## Ratio of Staffing Levels vs Vacant Assignments



## Ratio of Proactive vs Dispatched Activity



## Grade Crossing Operations



### Grade Crossing Operation Locations August:

1. Blue Line Stations (38)
2. Expo Line Stations (4)
3. Gold Line Stations (39)



### MONTHLY UPDATE ON TRANSIT POLICING PERFORMANCE - AUGUST 2020

REPORTED CRIME				
CRIMES AGAINST PERSONS	LAPD	LASD	LBDP	FYTD
Homicide	0	0	0	1
Rape	0	0	0	0
Robbery	2	5	1	12
Aggravated Assault	1	0	0	4
Aggravated Assault on Operator	0	0	0	0
Battery	2	2	1	9
Battery Rail Operator	0	0	0	0
Sex Offenses	1	0	0	1
<b>SUB-TOTAL</b>	<b>6</b>	<b>7</b>	<b>2</b>	<b>27</b>
CRIMES AGAINST PROPERTY	LAPD	LASD	LBDP	FYTD
Burglary	0	0	0	0
Larceny	0	4	0	4
Bike Theft	0	0	0	0
Motor Vehicle Theft	0	0	0	0
Arson	0	0	0	0
Vandalism	0	2	1	8
<b>SUB-TOTAL</b>	<b>0</b>	<b>6</b>	<b>1</b>	<b>12</b>
CRIMES AGAINST SOCIETY	LAPD	LASD	LBDP	FYTD
Weapons	0	1	0	1
Narcotics	0	3	0	4
Trespassing	0	0	0	0
<b>SUB-TOTAL</b>	<b>0</b>	<b>4</b>	<b>0</b>	<b>5</b>
<b>TOTAL</b>	<b>6</b>	<b>17</b>	<b>3</b>	<b>44</b>

CRIMES PER STATION				
STATION	CRIMES AGAINST PERSONS	CRIMES AGAINST PROPERTY	CRIMES AGAINST SOCIETY	FYTD
7th St/Metro Ctr	1	0	0	1
Pico	0	0	0	1
Grand/LATTC	3	0	0	4
San Pedro St	1	0	0	2
Washington	1	0	0	1
Vernon	0	0	0	0
Slauson	1	1	1	4
Florence	1	1	1	5
Firestone	1	1	1	4
103rd St/Watts Towers	0	0	0	2
Willowbrook/Rosa Parks	2	0	1	6
Compton	2	0	0	4
Artesia	0	1	0	3
Del Amo	0	2	0	2
Wardlow	2	0	0	3
Willow St	0	0	0	0
PCH	0	0	0	0
Anaheim St	0	1	0	1
5th St	0	0	0	0
1st St	0	0	0	1
Downtown Long Beach	0	0	0	0
Pacific Av	0	0	0	0
Blue Line Rail Yard	0	0	0	0
<b>Total</b>	<b>15</b>	<b>7</b>	<b>4</b>	<b>44</b>

ARRESTS				
AGENCY	LAPD	LASD	LBDP	FYTD
Felony	2	9	0	20
Misdemeanor	0	14	0	26
<b>TOTAL</b>	<b>2</b>	<b>23</b>	<b>0</b>	<b>46</b>

CITATIONS				
AGENCY	LAPD	LASD	LBDP	FYTD
Other Citations	1	17	2	34
Vehicle Code Citations	0	9	32	67
<b>TOTAL</b>	<b>1</b>	<b>26</b>	<b>34</b>	<b>101</b>

CALLS FOR SERVICE				
AGENCY	LAPD	LASD	LBDP	FYTD
Routine	11	45	3	139
Priority	28	103	35	304
Emergency	8	14	16	59
<b>TOTAL</b>	<b>47</b>	<b>162</b>	<b>54</b>	<b>502</b>

DISPATCHED VS. PROACTIVE			
AGENCY	LAPD	LASD	LBDP
Dispatched	20%	2%	3%
Proactive	80%	98%	97%
<b>TOTAL</b>	<b>100%</b>	<b>100%</b>	<b>100%</b>

PERCENTAGE OF TIME ON THE RAIL SYSTEM	
Blue Line-LAPD	89%
Blue Line-LASD	14%
Blue Line-LBDP	70%

GRADE CROSSING OPERATIONS				
LOCATION	LAPD	LASD	LBDP	FYTD
Washington St	0	0	0	0
Flower St	0	0	0	0
103rd St	0	0	0	0
Wardlow Rd	0	0	3	7
Pacific Ave.	0	0	0	0
Willowbrook	0	11	0	11
Slauson	0	0	0	0
Firestone	0	1	0	1
Florence	0	3	0	3
Compton	0	9	0	9
Artesia	0	11	0	11
Del Amo	0	0	0	0
Long Beach Blvd	0	0	0	0
<b>TOTAL</b>	<b>0</b>	<b>35</b>	<b>3</b>	<b>42</b>

LEGEND
Los Angeles Police Department
Los Angeles County Sheriff's Department
Long Beach Police Department

### MONTHLY UPDATE ON TRANSIT POLICING PERFORMANCE - AUGUST 2020

REPORTED CRIME			
CRIMES AGAINST PERSONS	LAPD	LASD	FYTD
Homicide	0	0	0
Rape	0	0	0
Robbery	0	1	1
Aggravated Assault	0	2	3
Aggravated Assault on Operator	0	0	0
Battery	1	0	2
Battery Rail Operator	0	1	1
Sex Offenses	0	0	0
<b>SUB-TOTAL</b>	<b>1</b>	<b>4</b>	<b>7</b>
CRIMES AGAINST PROPERTY	LAPD	LASD	FYTD
Burglary	0	0	0
Larceny	2	2	7
Bike Theft	0	0	0
Motor Vehicle Theft	0	0	0
Arson	0	0	0
Vandalism	0	1	1
<b>SUB-TOTAL</b>	<b>2</b>	<b>3</b>	<b>8</b>
CRIMES AGAINST SOCIETY	LAPD	LASD	FYTD
Weapons	0	0	0
Narcotics	0	0	0
Trespassing	1	0	1
<b>SUB-TOTAL</b>	<b>1</b>	<b>0</b>	<b>1</b>
<b>TOTAL</b>	<b>4</b>	<b>7</b>	<b>16</b>

ARRESTS			
AGENCY	LAPD	LASD	FYTD
Felony	0	3	5
Misdemeanor	1	3	6
<b>TOTAL</b>	<b>1</b>	<b>6</b>	<b>11</b>

CITATIONS			
AGENCY	LAPD	LASD	FYTD
Other Citations	0	3	4
Vehicle Code Citations	0	1	3
<b>TOTAL</b>	<b>0</b>	<b>4</b>	<b>7</b>

CALLS FOR SERVICE			
AGENCY	LAPD	LASD	FYTD
Routine	3	102	203
Priority	8	70	148
Emergency	2	10	18
<b>TOTAL</b>	<b>13</b>	<b>182</b>	<b>369</b>

DISPATCHED VS. PROACTIVE		
AGENCY	LAPD	LASD
Dispatched	18%	6%
Proactive	82%	94%
<b>TOTAL</b>	<b>100%</b>	<b>100%</b>

CRIMES PER STATION				
STATION	CRIMES AGAINST PERSONS	CRIMES AGAINST PROPERTY	CRIMES AGAINST SOCIETY	FYTD
Redondo Beach	1	1	0	2
Douglas	0	0	0	0
El Segundo	0	0	0	0
Mariposa	0	0	0	0
Aviation/LAX	1	0	0	1
Hawthorne/Lennox	0	0	0	2
Crenshaw	0	0	0	0
Vermont/Athens	0	0	0	0
Harbor Fwy	0	1	0	1
Avalon	0	1	1	2
Willowbrook/Rosa Parks	2	0	0	5
Long Beach Bl	0	1	0	1
Lakewood Bl	0	0	0	0
Norwalk	1	1	0	2
<b>Total</b>	<b>5</b>	<b>5</b>	<b>1</b>	<b>16</b>

PERCENTAGE OF TIME SPENT ON THE RAIL SYSTEM	
Green Line-LAPD	90%
Green Line-LASD	20%

LEGEND	
Los Angeles Police Department	
Los Angeles County Sheriff's Department	

### MONTHLY UPDATE ON TRANSIT POLICING PERFORMANCE - AUGUST 2020

REPORTED CRIME			
CRIMES AGAINST PERSONS	LAPD	LASD	FYTD
Homicide	0	0	0
Rape	0	0	0
Robbery	1	1	5
Aggravated Assault	5	1	9
Aggravated Assault on Operator	0	0	0
Battery	4	2	11
Battery Rail Operator	0	0	0
Sex Offenses	0	0	1
<b>SUB-TOTAL</b>	<b>10</b>	<b>4</b>	<b>26</b>
CRIMES AGAINST PROPERTY	LAPD	LASD	FYTD
Burglary	0	0	0
Larceny	1	0	3
Bike Theft	0	0	2
Motor Vehicle Theft	0	0	0
Arson	0	0	0
Vandalism	2	0	3
<b>SUB-TOTAL</b>	<b>3</b>	<b>0</b>	<b>8</b>
CRIMES AGAINST SOCIETY	LAPD	LASD	FYTD
Weapons	0	1	1
Narcotics	0	0	0
Trespassing	0	0	1
<b>SUB-TOTAL</b>	<b>0</b>	<b>1</b>	<b>2</b>
<b>TOTAL</b>	<b>13</b>	<b>5</b>	<b>36</b>

ARRESTS			
AGENCY	LAPD	LASD	FYTD
Felony	0	2	4
Misdemeanor	0	1	5
<b>TOTAL</b>	<b>0</b>	<b>3</b>	<b>9</b>

CITATIONS			
AGENCY	LAPD	LASD	FYTD
Other Citations	1	2	21
Vehicle Code Citations	0	0	0
<b>TOTAL</b>	<b>1</b>	<b>2</b>	<b>21</b>

CALLS FOR SERVICE			
AGENCY	LAPD	LASD	FYTD
Routine	17	72	153
Priority	44	29	139
Emergency	4	4	12
<b>TOTAL</b>	<b>65</b>	<b>105</b>	<b>304</b>

DISPATCHED VS. PROACTIVE		
AGENCY	LAPD	LASD
Dispatched	18%	7%
Proactive	82%	93%
<b>TOTAL</b>	<b>100%</b>	<b>100%</b>

PERCENTAGE OF TIME SPENT ON THE RAIL SYSTEM	
Expo Line-LAPD	91%
Expo Line-LASD	9%

GRADE CROSSING OPERATIONS			
LOCATION	LAPD	LASD	FYTD
Exposition Blvd	0	0	0
Santa Monica	N/A	4	16
Culver City	N/A	0	0
<b>TOTAL</b>	<b>0</b>	<b>4</b>	<b>16</b>

LEGEND	
Los Angeles Police Department	
Los Angeles County Sheriff's Department	

CRIMES PER STATION				
STATION	CRIMES AGAINST PERSONS	CRIMES AGAINST PROPERTY	CRIMES AGAINST SOCIETY	FYTD
7th St/Metro Ctr	1	0	0	4
Pico	2	0	0	3
LATTC/Ortho Institute	0	1	0	1
Jefferson/USC	0	0	0	0
Expo Park/USC	0	0	0	1
Expo/Vermont	2	1	0	3
Expo/Western	3	0	0	4
Expo/Crenshaw	0	0	0	4
Farmdale	0	0	0	0
Expo/La Brea	1	0	0	1
La Cienega/Jefferson	1	1	0	2
Culver City	0	0	0	0
Palms	0	0	0	2
Westwood/Rancho Park	0	0	0	0
Expo/Sepulveda	0	0	0	0
Expo/Bundy	0	0	0	0
26th St/Bergamot	0	0	0	0
17th St/SMC	1	0	0	2
Downtown Santa Monica	3	0	1	9
Expo Line Rail Yard	0	0	0	0
<b>Total</b>	<b>14</b>	<b>3</b>	<b>1</b>	<b>36</b>

### MONTHLY UPDATE ON TRANSIT POLICING PERFORMANCE - AUGUST 2020

#### REPORTED CRIME

CRIMES AGAINST PERSONS	LAPD	FYTD
Homicide	0	0
Rape	0	0
Robbery	3	5
Aggravated Assault	7	14
Aggravated Assault on Operator	0	0
Battery	18	29
Battery Rail Operator	1	1
Sex Offenses	4	5
<b>SUB-TOTAL</b>	<b>33</b>	<b>54</b>
CRIMES AGAINST PROPERTY	LAPD	FYTD
Burglary	0	0
Larceny	9	16
Bike Theft	0	0
Motor Vehicle Theft	0	0
Arson	0	0
Vandalism	0	3
<b>SUB-TOTAL</b>	<b>9</b>	<b>19</b>
CRIMES AGAINST SOCIETY	LAPD	FYTD
Weapons	0	0
Narcotics	0	0
Trespassing	1	2
<b>SUB-TOTAL</b>	<b>1</b>	<b>2</b>
<b>TOTAL</b>	<b>43</b>	<b>75</b>

#### ARRESTS

AGENCY	LAPD	FYTD
Felony	1	7
Misdemeanor	9	11
<b>TOTAL</b>	<b>10</b>	<b>18</b>

#### CITATIONS

AGENCY	LAPD	FYTD
Other Citations	0	0
Vehicle Code Citations	0	0
<b>TOTAL</b>	<b>0</b>	<b>0</b>

#### CALLS FOR SERVICE

AGENCY	LAPD	FYTD
Routine	43	75
Priority	133	231
Emergency	6	16
<b>TOTAL</b>	<b>182</b>	<b>322</b>

#### DISPATCHED VS. PROACTIVE

AGENCY	LAPD
Dispatched	19%
Proactive	81%
<b>TOTAL</b>	<b>100%</b>

#### CRIMES PER STATION

STATION	CRIMES AGAINST PERSONS	CRIMES AGAINST PROPERTY	CRIMES AGAINST SOCIETY	FYTD
Union Station	8	0	0	11
Civic Center/Grand Park	1	0	0	2
Pershing Square	0	2	0	5
7th St/Metro Ctr	3	1	0	5
Westlake/MacArthur Park	3	0	0	9
Wilshire/Vermont	5	0	0	7
Wilshire/Normandie	0	0	0	1
Vermont/Beverly	4	0	0	6
Wilshire/Western	1	0	0	2
Vermont/Santa Monica	0	1	0	2
Vermont/Sunset	1	0	0	2
Hollywood/Western	2	0	0	3
Hollywood/Vine	0	1	1	3
Hollywood/Highland	0	3	0	5
Universal City/Studio City	1	1	0	4
North Hollywood	4	0	0	8
Red Line Rail Yard	0	0	0	0
<b>Total</b>	<b>33</b>	<b>9</b>	<b>1</b>	<b>75</b>

#### PERCENTAGE OF TIME SPENT ON THE RAIL SYSTEM

Red Line- LAPD	89%
----------------	-----

#### LEGEND

Los Angeles Police Department

### MONTHLY UPDATE ON TRANSIT POLICING PERFORMANCE - AUGUST 2020

REPORTED CRIME			
CRIMES AGAINST PERSONS	LAPD	LASD	FYTD
Homicide	1	0	1
Rape	0	0	0
Robbery	1	1	4
Aggravated Assault	0	2	3
Aggravated Assault on Operator	0	0	0
Battery	3	3	7
Battery Rail Operator	0	0	0
Sex Offenses	0	0	1
<b>SUB-TOTAL</b>	<b>5</b>	<b>6</b>	<b>16</b>
CRIMES AGAINST PROPERTY	LAPD	LASD	FYTD
Burglary	0	0	0
Larceny	1	1	5
Bike Theft	0	1	2
Motor Vehicle Theft	0	0	0
Arson	0	0	1
Vandalism	0	1	3
<b>SUB-TOTAL</b>	<b>1</b>	<b>3</b>	<b>11</b>
CRIMES AGAINST SOCIETY	LAPD	LASD	FYTD
Weapons	0	0	0
Narcotics	0	0	0
Trespassing	0	0	1
<b>SUB-TOTAL</b>	<b>0</b>	<b>0</b>	<b>1</b>
<b>TOTAL</b>	<b>6</b>	<b>9</b>	<b>28</b>

ARRESTS			
AGENCY	LAPD	LASD	FYTD
Felony	1	1	4
Misdemeanor	2	5	8
<b>TOTAL</b>	<b>3</b>	<b>6</b>	<b>12</b>

CITATIONS			
AGENCY	LAPD	LASD	FYTD
Other Citations	0	3	5
Vehicle Code Citations	0	0	1
<b>TOTAL</b>	<b>0</b>	<b>3</b>	<b>6</b>

CALLS FOR SERVICE			
AGENCY	LAPD	LASD	FYTD
Routine	11	104	255
Priority	30	92	246
Emergency	5	11	24
<b>TOTAL</b>	<b>46</b>	<b>207</b>	<b>525</b>

DISPATCHED VS. PROACTIVE		
AGENCY	LAPD	LASD
Dispatched	19%	5%
Proactive	81%	95%
<b>TOTAL</b>	<b>100%</b>	<b>100%</b>

CRIMES PER STATION				
STATION	CRIMES AGAINST PERSONS	CRIMES AGAINST PROPERTY	CRIMES AGAINST SOCIETY	FYTD
APU/Citrus College	2	0	0	2
Azusa Downtown	1	0	0	3
Irwindale	0	0	0	2
Duarte/City of Hope	0	0	0	0
Monrovia	1	1	0	2
Arcadia	1	0	0	1
Sierra Madre Villa	0	0	0	2
Allen	0	0	0	0
Lake	0	0	0	1
Memorial Park	0	0	0	0
Del Mar	0	0	0	0
Fillmore	0	0	0	0
South Pasadena	1	1	0	3
Highland Park	1	0	0	2
Southwest Museum	1	0	0	1
Heritage Square	1	0	0	1
Lincoln/Cypress	0	0	0	1
Chinatown	1	0	0	1
Union Station	0	0	0	0
Little Tokyo/Arts Dist	0	0	0	0
Pico/Aliso	0	0	0	0
Mariachi Plaza	0	1	0	1
Soto	1	0	0	1
Indiana (both LAPD & LASD)	0	0	0	2
Maravilla	0	0	0	1
East LA Civic Ctr	0	0	0	0
Atlantic	0	1	0	1
<b>Total</b>	<b>11</b>	<b>4</b>	<b>0</b>	<b>28</b>

PERCENTAGE OF TIME SPENT ON THE RAIL SYSTEM	
Gold Line-LAPD	88%
Gold Line-LASD	21%

GRADE CROSSING OPERATIONS			
LOCATION	LAPD	LASD	FYTD
Marmion Way	0	0	0
Arcadia Station	0	4	18
Irwindale	0	6	16
Monrovia	0	6	21
City of Pasadena	0	8	12
Magnolia Ave	0	0	0
Duarte Station	0	1	5
City Of Azusa	0	11	41
South Pasadena	0	2	6
City Of East LA	0	1	35
Figueroa St	0	0	0
<b>TOTAL GOAL= 10</b>	<b>0</b>	<b>39</b>	<b>154</b>

LEGEND	
Los Angeles Police Department	
Los Angeles County Sheriff's Department	

### MONTHLY UPDATE ON TRANSIT POLICING PERFORMANCE - AUGUST 2020

#### REPORTED CRIME

CRIMES AGAINST PERSONS	LAPD	FYTD
Homicide	0	0
Rape	0	0
Robbery	1	1
Aggravated Assault	1	2
Aggravated Assault on Operator	0	0
Battery	2	4
Battery Bus Operator	0	0
Sex Offenses	0	0
<b>SUB-TOTAL</b>	<b>4</b>	<b>7</b>
CRIMES AGAINST PROPERTY	LAPD	FYTD
Burglary	0	0
Larceny	0	0
Bike Theft	0	1
Motor Vehicle Theft	0	0
Arson	0	0
Vandalism	4	5
<b>SUB-TOTAL</b>	<b>4</b>	<b>6</b>
CRIMES AGAINST SOCIETY	LAPD	FYTD
Weapons	0	0
Narcotics	0	0
Trespassing	0	0
<b>SUB-TOTAL</b>	<b>0</b>	<b>0</b>
<b>TOTAL</b>	<b>8</b>	<b>13</b>

#### ARRESTS

AGENCY	LAPD	FYTD
Felony	1	1
Misdemeanor	1	1
<b>TOTAL</b>	<b>2</b>	<b>2</b>

#### CITATIONS

AGENCY	LAPD	FYTD
Other Citations	2	2
Vehicle Code Citations	0	0
<b>TOTAL</b>	<b>2</b>	<b>2</b>

#### CALLS FOR SERVICE

AGENCY	LAPD	FYTD
Routine	2	2
Priority	11	13
Emergency	0	1
<b>TOTAL</b>	<b>13</b>	<b>16</b>

#### DISPATCHED VS. PROACTIVE

AGENCY	LAPD
Dispatched	21%
Proactive	79%
<b>TOTAL</b>	<b>100%</b>

#### CRIMES PER STATION

STATION	CRIMES AGAINST PERSONS	CRIMES AGAINST PROPERTY	CRIMES AGAINST SOCIETY	FYTD
North Hollywood	0	0	0	1
Laurel Canyon	1	1	0	2
Valley College	0	0	0	0
Woodman	1	0	0	2
Van Nuys	0	2	0	2
Sepulveda	0	0	0	0
Woodley	0	1	0	1
Balboa	0	0	0	2
Reseda	0	0	0	1
Tampa	0	0	0	0
Pierce College	0	0	0	0
De Soto	0	0	0	0
Canoga	1	0	0	1
Warner Center	0	0	0	0
Sherman Way	0	0	0	0
Roscoe	0	0	0	0
Nordhoff	0	0	0	0
Chatsworth	0	1	0	1
<b>Total</b>	<b>3</b>	<b>5</b>	<b>0</b>	<b>13</b>

#### PERCENTAGE OF TIME SPENT ON THE BUS SYSTEM

Orange Line- LAPD	91%
-------------------	-----

#### LEGEND

Los Angeles Police Department

### MONTHLY UPDATE ON TRANSIT POLICING PERFORMANCE - AUGUST 2020

REPORTED CRIME			
CRIMES AGAINST PERSONS	LAPD	LASD	FYTD
Homicide	0	0	0
Rape	0	0	0
Robbery	0	0	0
Aggravated Assault	1	0	1
Aggravated Assault on Operator	0	0	0
Battery	0	0	1
Battery Bus Operator	0	0	0
Sex Offenses	0	0	0
<b>SUB-TOTAL</b>	<b>1</b>	<b>0</b>	<b>2</b>
CRIMES AGAINST PROPERTY	LAPD	LASD	FYTD
Burglary	0	0	0
Larceny	0	0	0
Bike Theft	0	0	0
Motor Vehicle Theft	0	0	0
Arson	0	0	0
Vandalism	0	1	1
<b>SUB-TOTAL</b>	<b>0</b>	<b>1</b>	<b>1</b>
CRIMES AGAINST SOCIETY	LAPD	LASD	FYTD
Weapons	0	0	0
Narcotics	0	0	0
Trespassing	0	0	0
<b>SUB-TOTAL</b>	<b>0</b>	<b>0</b>	<b>0</b>
<b>TOTAL</b>	<b>1</b>	<b>1</b>	<b>3</b>

ARRESTS			
AGENCY	LAPD	LASD	FYTD
Felony	0	0	0
Misdemeanor	0	0	1
<b>TOTAL</b>	<b>0</b>	<b>0</b>	<b>1</b>

CITATIONS			
AGENCY	LAPD	LASD	FYTD
Other Citations	0	0	0
Vehicle Code Citations	0	0	0
<b>TOTAL</b>	<b>0</b>	<b>0</b>	<b>0</b>

CALLS FOR SERVICE			
AGENCY	LAPD	LASD	FYTD
Routine	6	2	13
Priority	9	0	16
Emergency	1	0	1
<b>TOTAL</b>	<b>16</b>	<b>2</b>	<b>30</b>

DISPATCHED VS. PROACTIVE		
AGENCY	LAPD	LASD
Dispatched	0%	0%
Proactive	0%	100%
<b>TOTAL</b>	<b>0%</b>	<b>100%</b>

CRIMES PER STATION				
STATION	CRIMES AGAINST PERSONS	CRIMES AGAINST PROPERTY	CRIMES AGAINST SOCIETY	FYTD
El Monte	0	0	0	0
Cal State LA	0	0	0	0
LAC/USC Medical Ctr	0	0	0	0
Alameda	0	0	0	0
Downtown	1	0	0	1
37th St/USC	0	0	0	0
Slauson	0	0	0	0
Manchester	0	0	0	0
Harbor Fwy	0	0	0	1
Rosecrans	0	0	0	0
Harbor Gateway Transit Ctr	0	0	0	0
Carson	0	1	0	1
PCH	0	0	0	0
San Pedro/Beacon	0	0	0	0
<b>Total</b>	<b>1</b>	<b>1</b>	<b>0</b>	<b>3</b>

PERCENTAGE OF TIME SPENT ON THE BUS SYSTEM	
Silver Line- LAPD	0%
Silver Line- LASD	1%

LEGEND	
Los Angeles Police Department	
Los Angeles County Sheriff's Department	

### MONTHLY UPDATE ON TRANSIT POLICING PERFORMANCE - AUGUST 2020

REPORTED CRIME			
CRIMES AGAINST PERSONS	LAPD	LASD	FYTD
Homicide	0	0	0
Rape	0	0	0
Robbery	0	2	8
Aggravated Assault	4	3	18
Aggravated Assault on Operator	0	1	3
Battery	18	4	41
Battery Bus Operator	3	4	9
Sex Offenses	1	0	6
<b>SUB-TOTAL</b>	<b>26</b>	<b>14</b>	<b>85</b>
CRIMES AGAINST PROPERTY	LAPD	LASD	FYTD
Burglary	0	0	0
Larceny	3	1	13
Bike Theft	3	0	3
Motor Vehicle Theft	0	1	1
Arson	0	0	0
Vandalism	3	6	19
<b>SUB-TOTAL</b>	<b>9</b>	<b>8</b>	<b>36</b>
CRIMES AGAINST SOCIETY	LAPD	LASD	FYTD
Weapons	0	1	2
Narcotics	0	3	4
Trespassing	0	1	2
<b>SUB-TOTAL</b>	<b>0</b>	<b>5</b>	<b>8</b>
<b>TOTAL</b>	<b>35</b>	<b>27</b>	<b>129</b>

LASD's Crimes per Sector		
Sector		FYTD
Westside	4	7
San Fernando	0	1
San Gabriel Valley	7	15
Gateway Cities	12	25
South Bay	4	10
<b>Total</b>	<b>27</b>	<b>58</b>

LAPD's Crimes per Sector		
Sector		FYTD
<b>Valley Bureau</b>		
Van Nuys	1	1
West Valley	1	1
North Hollywood	0	2
Foothill	0	1
Devonshire	1	2
Mission	3	3
Topanga	1	1
<b>Central Bureau</b>		
Central	0	8
Rampart	4	6
Hollenbeck	1	2
Northeast	1	1
Newton	3	4
<b>West Bureau</b>		
Hollywood	3	4
Wilshire	1	1
West LA	4	4
Pacific	1	2
Olympic	3	9
<b>Southwest Bureau</b>		
Southwest	1	7
Harbor	0	2
77th Street	5	7
Southeast	1	3
<b>Total</b>	<b>35</b>	<b>71</b>

ARRESTS			
AGENCY	LAPD	LASD	FYTD
Felony	2	3	15
Misdemeanor	5	24	45
<b>TOTAL</b>	<b>7</b>	<b>27</b>	<b>60</b>

CITATIONS			
AGENCY	LAPD	LASD	FYTD
Other Citations	2	26	47
Vehicle Code Citations	1	21	34
<b>TOTAL</b>	<b>3</b>	<b>47</b>	<b>81</b>

CALLS FOR SERVICE			
AGENCY	LAPD	LASD	FYTD
Routine	9	92	238
Priority	27	171	386
Emergency	5	18	35
<b>TOTAL</b>	<b>41</b>	<b>281</b>	<b>659</b>

DISPATCHED VS. PROACTIVE		
AGENCY	LAPD	LASD
Dispatched	27%	2%
Proactive	73%	98%
<b>TOTAL</b>	<b>100%</b>	<b>100%</b>

PERCENTAGE OF TIME SPENT ON THE BUS SYSTEM	
LAPD BUS	90%
LASD BUS	34%

LEGEND	
Los Angeles Police Department	
Los Angeles County Sheriff's Department	



# UNION STATION

ATTACHMENT B

## MONTHLY UPDATE ON TRANSIT POLICING PERFORMANCE - AUGUST 2020

REPORTED CRIME		
CRIMES AGAINST PERSONS	LAPD	FYTD
Homicide	0	0
Rape	0	0
Robbery	0	0
Aggravated Assault	1	1
Aggravated Assault on Operator	0	0
Battery	11	13
Battery Rail Operator	0	0
Sex Offenses	1	1
<b>SUB-TOTAL</b>	<b>13</b>	<b>15</b>
CRIMES AGAINST PROPERTY	LAPD	FYTD
Burglary	0	1
Larceny	6	6
Bike Theft	0	1
Motor Vehicle Theft	1	1
Arson	0	0
Vandalism	2	3
<b>SUB-TOTAL</b>	<b>9</b>	<b>12</b>
CRIMES AGAINST SOCIETY	LAPD	FYTD
Weapons	0	0
Narcotics	0	0
Trespassing	4	5
<b>SUB-TOTAL</b>	<b>4</b>	<b>5</b>
<b>TOTAL</b>	<b>26</b>	<b>32</b>



ARRESTS		
AGENCY	LAPD	FYTD
Felony	11	13
Misdemeanor	10	13
<b>TOTAL</b>	<b>21</b>	<b>26</b>

CITATIONS		
AGENCY	LAPD	FYTD
Other Citations	0	0
Vehicle Code Citations	6	6
<b>TOTAL</b>	<b>6</b>	<b>6</b>

CALLS FOR SERVICE		
AGENCY	LAPD	FYTD
Routine	9	9
Priority	27	43
Emergency	5	8
<b>TOTAL</b>	<b>41</b>	<b>60</b>

DISPATCHED VS. PROACTIVE	
AGENCY	LAPD
Dispatched	24%
Proactive	76%
<b>TOTAL</b>	<b>100%</b>

PERCENTAGE OF TIME SPENT AT UNION STATION	
LOCATION	LAPD
Union Station	90%

LEGEND	
Los Angeles Police Department	

# Transit Police

## Monthly Crime Report



Attachment D

	2019	2020
	August	August
<b>CRIMES AGAINST PERSONS</b>		
Homicide	0	1
Rape	0	0
Robbery	24	19
Aggravated Assault	23	28
Aggravated Assault on Operator	0	1
Battery	73	71
Battery on Operator	2	9
Sex Offenses	6	7
<b>SUB-TOTAL</b>	<b>128</b>	<b>136</b>
<b>CRIMES AGAINST PROPERTY</b>		
Burglary	0	0
Larceny	75	30
Bike Theft	7	4
Motor Vehicle Theft	0	2
Arson	0	0
Vandalism	11	23
<b>SUB-TOTAL</b>	<b>93</b>	<b>59</b>
<b>CRIMES AGAINST SOCIETY</b>		
Weapons	7	3
Narcotics	28	6
Trespassing	11	7
<b>SUB-TOTAL</b>	<b>46</b>	<b>16</b>
<b>TOTAL</b>	<b>267</b>	<b>211</b>
<b>ENFORCEMENT EFFORTS</b>		
Arrests	461	46
Citations	4,522	129
Fare Checks	45,037	1,706
Calls for Service	1,265	1,457

## Metro's Homeless Efforts

### C3 Homeless Outreach August 1, 2020 through August 31, 2020

Performance Measure	August Number Served	Project Year 2017 To date Number Served
Number of unduplicated individuals' initiated contact (pre-engagement phase)	218	8,099
Number of Unduplicated individuals engaged (engagement phase)	199	4,040
Number of unduplicated individuals who are provided services or who successfully attained referrals*	*Unavailable	Unavailable
Number of unduplicated individuals engaged who successfully attained an interim housing resource (this includes crisis and/or bridge housing)	35	1,803
Number of unduplicated individuals engaged who are successfully linked to a permanent housing program	11	417
Number of unduplicated individuals engaged who are permanently housed	12	298

These data include cumulative totals from inception and combines the work of the Swing and Day shifts.

### August Motel Report

Secured 39 motel rooms. Please see attachment containing the demographics with justification for each of the placements.

Brief Demographic Overview:

- 58 homeless persons were housed in 39 motel rooms.
  - 7 of the clients were single mothers with children
  - 1 deaf female
  - 2 couples with 3 children each
  - 1 couple without children
  - 28 clients were singularly housed.

**Total Motel Expense: \$70,084.31**

**COVID-19 Motel Expense: \$36,023.48**

### PATH Success Story (replaced the individual's name with "client")

P.A.T.H. Team members responded to a request from Metro Security to assist a young lady who had been at Union Station for the last 24 hours or more sleeping off and on by the giant fish-tank. The team approached the 23 year old lady and assessed her situation. Initial assessments were completed; there were no overt signs of severe psychiatric issues

or substance abuse. The client reported that she came to Los Angeles to meet a gentleman with whom she had an online relationship. She stated that once she met up with the individual, he was not the person that he had presented himself to be and she began to fear for her safety. The client reported that originally, the man had promised to help her with her modeling career, however, she stated that she quickly realized that the modeling was really prostitution. Fearing for her safety and unsure how to get home, the client began riding the Metro Lines for security. The client reported that she had no way of returning home or money to secure shelter for herself. She went on to disclose that her family in Louisiana was more than likely mad at her for leaving home without their knowledge. The client was provided with food, water and hygiene products. A Program Manager at First To Serve graciously provided an emergency placement even though the shelter was at capacity. The client was transported to the shelter by Uber and completed intake. It took several conversations with the client's aunt in New Orleans, over the course of a few days, to convince her to send a bus ticket to get her niece home safely to Louisiana.

On August 15<sup>th</sup> the client was transported by the Metro Transit Outreach team to the Los Angeles Greyhound Station. The team purchased enough food to last the two and one-half day trip and waited for the client to board the bus. On August 18<sup>th</sup>, 2020, The client's arrival was confirmed by her aunt via telephone.

### **LAPD Success Story**

On August 11, 2020 at approximately 0830 hours, TRSG HOPE Officers were conducting homeless outreach along the MTA Slauson railroad tracks near Saint Andrews Place and 60<sup>th</sup> Street when they encountered an elderly woman who was living inside her vehicle directly next to the MTA right-of-way. The woman and her husband have been residing in their vehicle for approximately one (1) year. The woman suffers from diabetes and is unable to walk under her own power. During daytime hours, the woman baby sits her 9-year-old grandson inside her vehicle as her husband works at a nearby business.

TRSG HOPE Officers were concerned that the woman was unable to properly care for herself (due to her on-going medical conditions) while her husband was at work. Additionally, TRSG HOPE Officers wanted to ensure that her grandson had access to additional resources as the location is not an ideal setting for a young boy to spend his day.

TRSG HOPE Offices contacted People Assisting the Homeless (PATH) to assist with the outreach efforts to locate emergency housing for the woman and her husband. PATH staff responded to the location to assist with the outreach efforts. Despite numerous contacts with Los Angeles Homeless Services Authority (LAHSA) outreach workers, the woman and her husband were never connected to any supportive housing providers.

Discouraged by this inaction by LAHSA, the woman was initially hesitant to work with both HOPE Officers as well as PATH. The PATH staff understood the woman's initial distrust of social workers but did not allow this potential hardship from derailing their attempt at building rapport and strong connection with the woman. Over time, the woman gained confidence in PATH and began sharing her struggles and story with PATH. Ultimately, through building meaningful relationships as well as working diligently to locate and identify viable housing options, PATH staff were able to locate an emergency room at a local motel in Los Angeles for the woman and her husband.

Through this coordinated effort with TRSG HOPE Officers, PATH was able to locate and develop an immediate housing plan for the couple. PATH was able to immediately get them off the street and provide a stable location to stay until a permanent supportive housing unit becomes available. PATH will continue to house the couple at the motel until a transitional home can be located.

TRSG HOPE Officers noticed that the grandson was wearing the same clothing over multiple days and that the clothing appeared to be worn. HOPE Officers took the grandson to the local Ross Store to purchase him new shoes, shirts, shorts and a jacket. Additionally, HOPE Officers brought him some "Hot Wheels" car toys because it appeared that he had no toys to play with during the day. Now that his grandmother has a stable location to stay in, the grandson will be able to visit and stay with his grandmother in a safe environment.

TRSG HOPE Officers commend PATH staff for all their efforts related to assisting this family. Living in her vehicle for over one (1) year was a very discouraging and lonely experience. Due to the immediate actions taken by PATH, the woman and her family were given an opportunity to live in dignity.

### **LAPD Intern Program**

Through partnership with USC, the LAPD Transit HOPE Team created an intern program during the 2019/2020 school year to bring in a 1st year student (working on their Master's in Social Work) to conduct Advanced Applied Learning in Field Education. Working with professors from the USC Suzanne Dworak-Peck, Department of Adult Mental Health and Wellness, and with additional support from the Los Angeles County Department of Mental Health, LAPD Transit HOPE Team established a learning process using the HOPE Team's DMH Clinician as the primary field instructor, the lead Officer as well as HOPE officers as preceptors. This program has allowed for a one-of-a-kind opportunity for students to engage homeless persons in a field setting and learn how to conduct engagement and assessments of individuals with mental illness in pre-crisis situations. This has proven to be a great opportunity for LAPD HOPE to be part of the learning process for students and an opportunity to provide a first responder perspective, an opportunity for our DMH Clinician to provide real world problem solving to students entering into various types of social/mental health careers and an opportunity for students

to experience advanced exposure and networking that they could not experience anywhere else. MTA also receives the benefit of additional resources addressing the homeless on their system with an emphasis on those that are suffering from mental illness. At the conclusion of the 2019/2020 school year the feedback from USC, DMH, LAPD HOPE Officers and the intern was very positive.

There was significant interest in continuing this program. The lead HOPE TEAM Officer received several applications from 2nd year students that expressed an interest in being part of the program and was asked by USC if the Team would be open to taking on an additional 1st year student. After interviews and vetting by USC, interviews conducted by LAPD and ride-alongs, we selected (2) interns for the 2020/2021 school year. The start date for their field education was 08/31/2020.

### **LASD Success Story**

August 2020 a male subject was found standing on a blue line bridge threatening to jump off and kill himself. Transit Services Mental Evaluation Team Deputy and Clinician who are trained in crisis negotiation responded.

After over an hour of negotiating and using a variety of tactics, MET staff was able to talk the subject away from the ledge where they could safely grab a hold of him and bring him to safety. The subject was safely transported to get the physiological medical attention he needed. Subject later said he was thankful he didn't follow through in the attempt to take his life. Subject was grateful to the MET Team for saving his life.

### **LASD –Transports to Services**

- 16 males – hospitals/Centers/Churches
- 8 females – hospitals/Centers/Churches

### **LAPD Operation “Shelter the Unsheltered”**

The AM shift works with PATH during morning hours. PATH handles all outreach services for morning contacts with homeless persons who are desirous of services.

### **LAPD Transports to Services**

- 1 male – Long Beach Multi-Service Center

### **LAPD Success Story**

On August 4<sup>th</sup>, an LAPD Quality of Life officer contacted a male subject who was found to be residing and sleeping in the Metro parking structure located at 200 E 27<sup>th</sup> Street, by the Willow St. Platform. The subject agreed to outreach services and was taken to the Long Beach Multi-Service Center. The subject was given a meal voucher, was able to shower and provided new clothing. Due to impacted homeless housing throughout the

County, the subject was not able to be housed. Multi-Service Center staff provided the male subject with the information necessary to obtain interim or long-term housing.

**Law Enforcement Homeless Outreach Metrics, August 2020**

<b>ACTION</b>	<b>LAPD HOPE/TSD</b>	<b>LASD MET</b>	<b>LBDP QOL</b>
Contacts	260	424	43
Referrals	46	25	14
5150 Holds	14	10	0
Mental Illness	16	75	16
Substance Abuse	19	80	30
Veterans	3	3	0
Shelter	4	3	0
Motel Housing Plan	2	1	0
VA Housing	1	0	0
Return to Family	1	1	0
Transitional Long Term Housing	0	0	0
Detox	0	0	0
Rehab	1	0	0

**Cleared Encampments Within Metro Right-of-Way**

<b>Incident Date:</b>	<b>Location:</b>	<b>Work Required:</b>	<b>Comments:</b>
7/6/2020	MTA Vacant Parcel 10840 Bluffside Dr. Studio City	Clean-up Trash	Individuals left on their own accord. Trash removed August 6, 2020
7/29/2020	L Line (Gold) Marmion Way Figueroa St.	Clean-up Trash	Individuals left on their own accord. Trash removed August 5, 2020

<b>Incident Date:</b>	<b>Location:</b>	<b>Work Required:</b>	<b>Comments:</b>
10/16/2019	A Line (Blue) Watts Urban park South of 103 <sup>rd</sup> St. Station	Clean-up Trash	Individuals left on their own accord. Trash removed August 20, 2020
3/25/2020	Harbor Subdivision Inactive ROW Slauson to 4 <sup>th</sup> Ave.	Protocol Clean-up 72-hour notice	Clean-up completed August 13, 2020
7/21/2020	L-Line (Gold) Indiana Station	Clean-up Trash	Individuals left on their own accord. Trash removed August 31, 2020

**Cleared Encampments Outside, Adjacent to Metro Right-of-Way**

No activity this reporting period



**Crimes**

Monthly	System-Wide	Aug-19	Aug-20	% Change
	Crimes Against Persons	130	136	4.62%
	Crimes Against Property	93	59	-36.56%
	Crimes Against Society	46	16	-65.22%
	Total	269	211	-21.56%

Six Months	System-Wide	Mar-Aug 19	Mar-Aug 20	% Change
	Crimes Against Persons	822	630	-23.36%
	Crimes Against Property	514	344	-33.07%
	Crimes Against Society	185	74	-60.00%
	Total	1,521	1,048	-31.10%

Annual	System-Wide	Sep-18 - Aug-19	Sep-19 - Aug-20	% Change
	Crimes Against Persons	1,599	1,391	-13.01%
	Crimes Against Property	1,121	761	-32.11%
	Crimes Against Society	319	286	-10.34%
	Total	3,039	2,438	-19.78%

**Average Emergency Response Times**

Monthly	Aug-19	Aug-20	% Change
	5.52	4.57	-17.26%

Six Months	Mar-Aug 19	Mar-Aug 20	% Change
	5.18	4.42	-14.67%

Annual	Sep-18 - Aug-19	Sep-19 - Aug-20	% Change
	5.05	4.44	-12.09%

**Bus Operator Assaults**

Monthly	Aug-19	Aug-20	% Change
	2	10	400.00%

Six Months	Mar-Aug 19	Mar-Aug 20	% Change
	45	42	-6.67%

Annual	Sep-18 - Aug-19	Sep-19 - Aug-20	% Change
	96	86	-10.42%

**Fare Compliance**

Monthly		Aug-19	Aug-20	% Change
	Green Checks	27,727	1,123	-95.95%
	Yellow Checks	10,912	568	-94.79%
	Red Checks	6,398	15	-99.77%
	Total	45,037	1,706	-96.21%

Six Months		Mar-Aug 19	Mar-Aug 20	% Change
	Green Checks	319,437	29,800	-90.67%
	Yellow Checks	80,568	8,319	-89.67%
	Red Checks	47,883	4,042	-91.56%
	Total	447,888	42,161	-90.59%

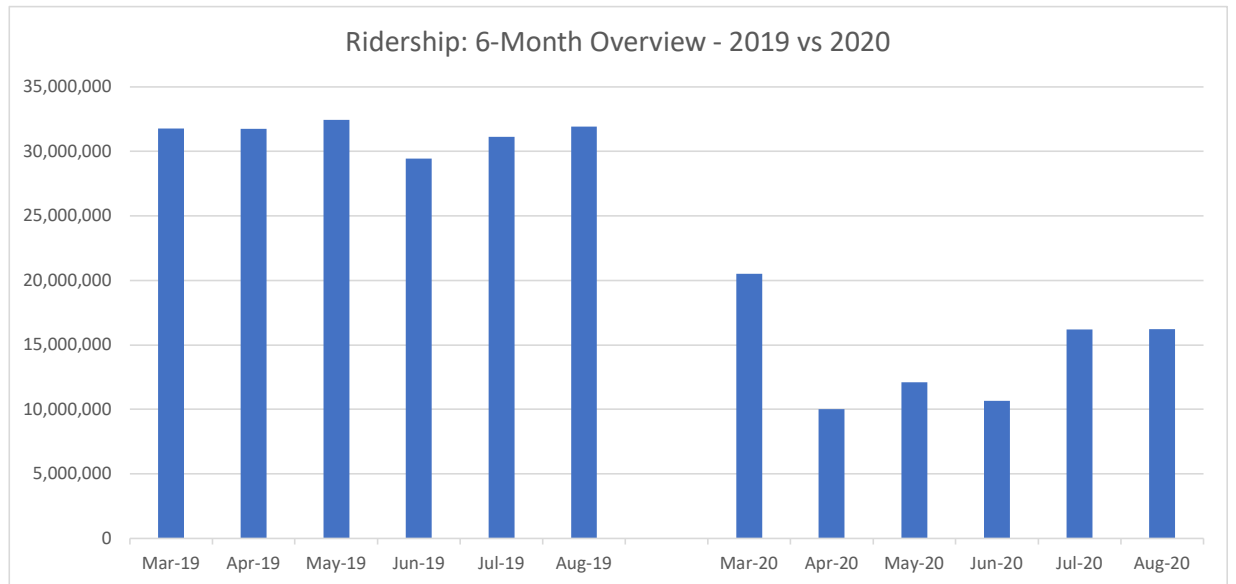
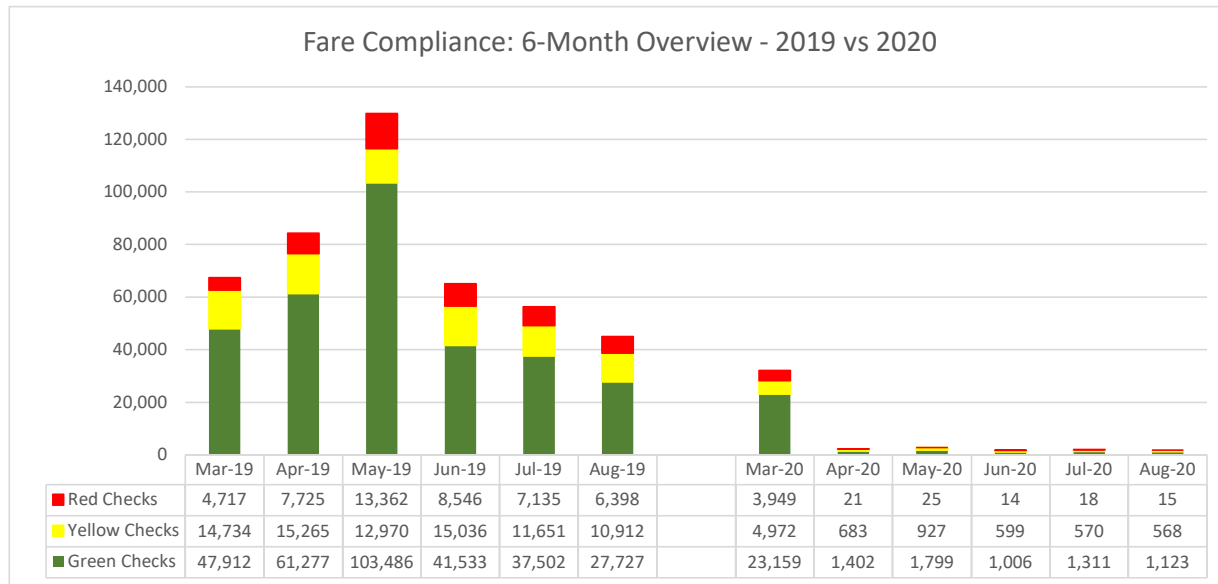
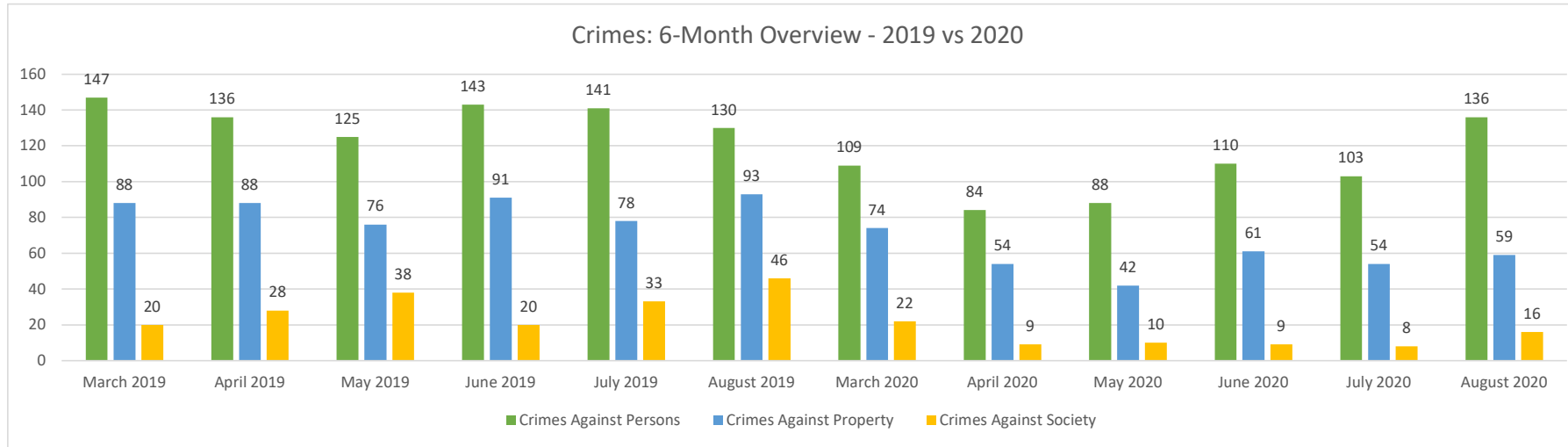
Annual		Sep-18 - Aug-19	Sep-19 - Aug-20	% Change
	Green Checks	1,241,851	155,341	-87.49%
	Yellow Checks	330,147	59,679	-81.92%
	Red Checks	139,078	37,643	-72.93%
	Total	1,711,076	252,663	-85.23%

**Ridership**

Monthly	Aug-19	Aug-20	% Change
	31,929,651	16,206,771	-49.24%

Six Months	Mar-Aug 19	Mar-Aug 20	% Change
	188,429,134	89,397,882	-52.56%

Annual	Sep-18 - Aug-19	Sep-19 - Aug-20	% Change
	375,076,236	265,809,573	-29.13%



# MONTHLY UPDATE ON TRANSIT SAFETY & SECURITY PERFORMANCE

2020-0639

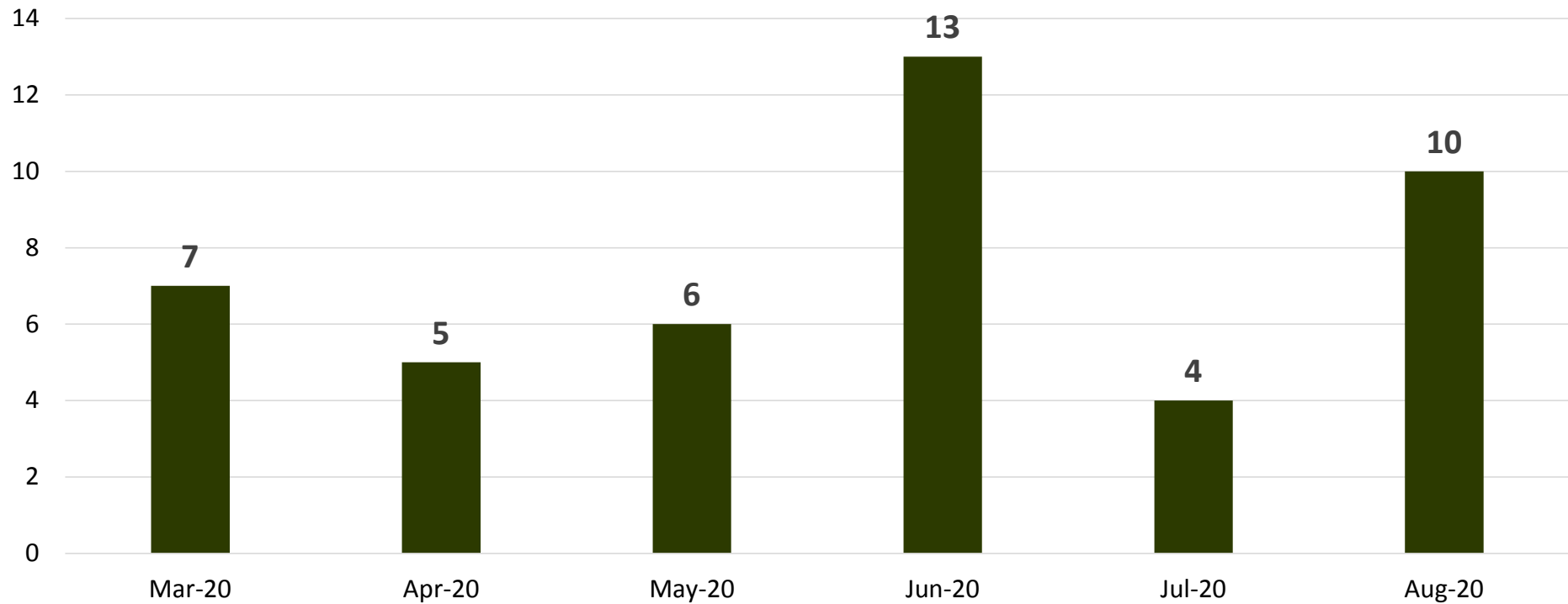
Operations, Safety, and Customer Experience  
Committee

# Crime Overview

VIOLENT CRIMES	AUG 2020	JUL 2020	% Change	JUL 2020	JUN 2020	% Change	YTD 2020	YTD 2019	% Change	YTD 2020	YTD 2018	% Change
Homicide	1	1	0.0%	1	0	N/A	2	1	100.0%	2	0	N/A
Rape	0	0	0.0%	0	0	0.0%	5	6	-16.7%	5	10	-50.0%
Robbery	19	17	11.8%	17	23	-26.1%	153	202	-24.3%	153	213	-28.2%
Agg Assault	28	27	3.7%	27	14	92.9%	163	181	-9.9%	163	150	8.7%
<b>TOTAL VIOLENT</b>	<b>48</b>	<b>45</b>	<b>6.7%</b>	<b>45</b>	<b>37</b>	<b>21.6%</b>	<b>323</b>	<b>390</b>	<b>-17.2%</b>	<b>323</b>	<b>373</b>	<b>-13.4%</b>

PROPERTY CRIMES	AUG 2020	JUL 2020	% Change	JUL 2020	JUN 2020	% Change	YTD 2020	YTD 2019	% Change	YTD 2020	YTD 2018	% Change
Burglary	0	1	-100.0%	1	0	N/A	4	4	0.0%	4	9	-55.6%
Larceny	30	24	25.0%	24	36	-33.3%	290	545	-46.8%	290	533	-45.6%
Bike Theft	4	5	-20.0%	5	3	66.7%	36	51	-29.4%	36	63	-42.9%
Motor Vehicle Theft	2	0	N/A	0	0	0.0%	11	16	-31.3%	11	21	-47.6%
<b>TOTAL PROPERTY</b>	<b>36</b>	<b>30</b>	<b>20.0%</b>	<b>30</b>	<b>39</b>	<b>-23.1%</b>	<b>341</b>	<b>616</b>	<b>-44.6%</b>	<b>341</b>	<b>626</b>	<b>-45.5%</b>
<b>TOTAL PART 1</b>	<b>84</b>	<b>75</b>	<b>12.0%</b>	<b>75</b>	<b>76</b>	<b>-1.3%</b>	<b>664</b>	<b>1,006</b>	<b>-34.0%</b>	<b>664</b>	<b>999</b>	<b>-33.5%</b>

# Bus Operator Assaults – 6 Month Overview



# Regional Law Enforcement Working Group

- On September 16, 2020, SSLE met with the Regional Law Enforcement Working Group (RLEWG).
- Topics covered included: SSLE Structure, Crime Reporting, Resource Sharing, Safety through Environmental Design, Homelessness, Campaign Zero, Metro Board Motions 35 and 37, and the 2022 Law Enforcement Contract.
- Representation from over 40 organizations including: City Managers and Staff, Local Police Departments, Municipal Bus Operators, and Metro Police Department Contractors.

# 4-Day Homeless Count

---


In collaboration with Operations, staff launched a 4-day homeless count, a first of its kind, beginning on **October 5<sup>th</sup>** on the rail system. A plan is under development for the bus system.

>Estimated 2-day numbers: 783 on trains, 749 on platforms = 1,532 unsheltered individuals


---

Data will assist in improving deployment of existing resources and determining future needs.


# Homeless Outreach Efforts



Since April 2020, Metro has housed over 560 unsheltered individuals through its *Operation Shelter the Unsheltered*



Staff is working with Judge David O. Carter on identifying 100 beds that come with social services within three different Council Districts.



Shelter discussions underway with the following entities: Volunteers of America, Homeless Outreach Program Integrated Care System, Salvation Army, St. Joseph Center, and Helping Hands Up