



Board Report

File #: 2023-0363, **File Type:** Informational Report

Agenda Number: 38.

REGULAR BOARD MEETING

JUNE 22, 2023

SUBJECT: MONTHLY UPDATE ON PUBLIC SAFETY

ACTION: RECEIVE AND FILE

RECOMMENDATION

RECEIVE AND FILE Public Safety Report.

ISSUE

Metro is committed to providing outstanding trip experiences for all users of the transportation system. In furtherance of this Vision 2028 Goal, Metro is implementing a multi-faceted plan to improve safety and the perceptions of safety for riders and employees. The following summarizes current initiatives aimed at this objective and provides a summary of recent trends.

BACKGROUND

At its February 2022 meeting, the Board received and filed a Reimagining Public Safety Framework (Framework), which outlines a human-centered approach to public safety, guided by the principle that everyone is entitled to a safe, dignified, and human experience. This Framework reflects Metro's Public Safety Mission and Values statements which were adopted by the Board in December 2021. In March 2023, the Board adopted a revised Code of Conduct and a Bias-Free Policing Policy and Public Safety Analytics Policy.

These actions align with numerous initiatives to improve safety and the perception of safety on the system, including the increased deployment of strategic, layered personnel (comprised of ambassadors, homeless outreach, community intervention specialists, transit security, private security, and law enforcement) and the piloting of safety and security interventions to address drug use and crime on the system.

DISCUSSION

The Chief Safety Officer is responsible for overseeing safety initiatives on the Metro system and works in coordination with other departments, including Operations and Customer Experience, to implement strategies to promote this objective.

BUS SAFETY

Metro has deployed a variety of strategies to improve safety for both riders and operators on the bus system.

Transit Security Officer Bus Riding Teams

Given the additional 48 Transit Security Officers approved for bus riding teams at the March 2023 Board Meeting, Metro began the effort to create a visible presence on the bus system that enforces the updated Code of Conduct. Metro intends to expand deployment to the ten bus lines with the highest historic number of operator assaults and will engage operators for feedback regarding this deployment model during Division Rap sessions.

Bus Operator Safety and Barrier Prototypes

While there was a decline in operator assaults during the month of April (15) in comparison to the month of March (23) (see Attachment D for additional details), the number of incidents are up compared to previous years. Metro maintains zero tolerance for any assault on a transit operator.

Metro is exploring new barriers to promote operator safety. To pilot this effort, on April 28, ten buses were retrofitted with one of two new barrier prototypes, which are designed to minimize involuntary physical interaction between riders and operators.

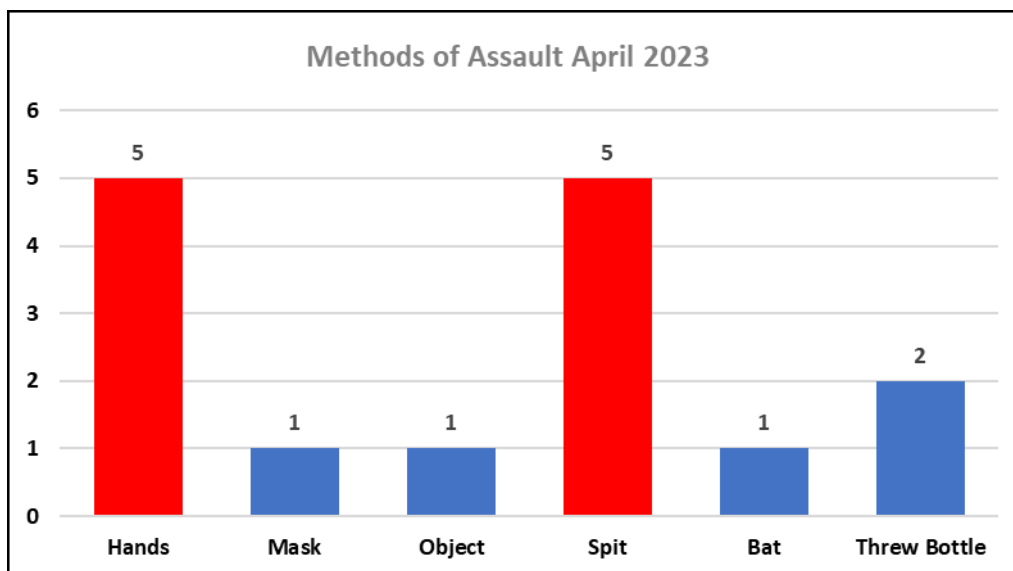
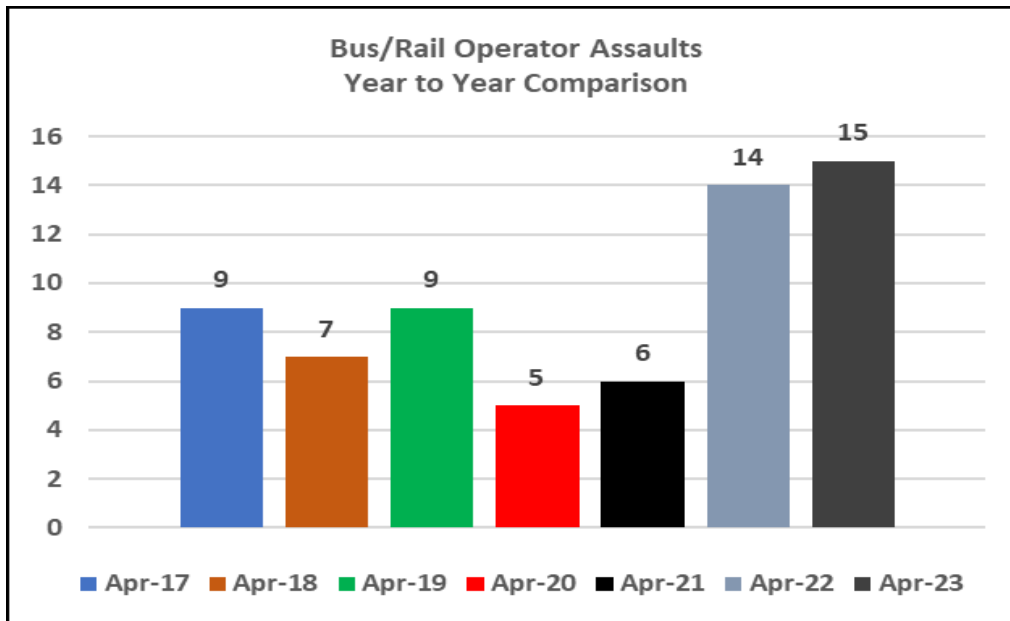


Prototype 1
Extended with no cutout



Prototype 2
Extended to windshield

Metro will continue to engage operators regarding which prototype is best received.



DRUG-FREE CAMPAIGN UPDATE

On February 13, staff launched the Drug-Free Metro Campaign to curb open drug use on the system and drug overdoses attributed to the regional fentanyl epidemic.

The goals of the campaign are as follows:

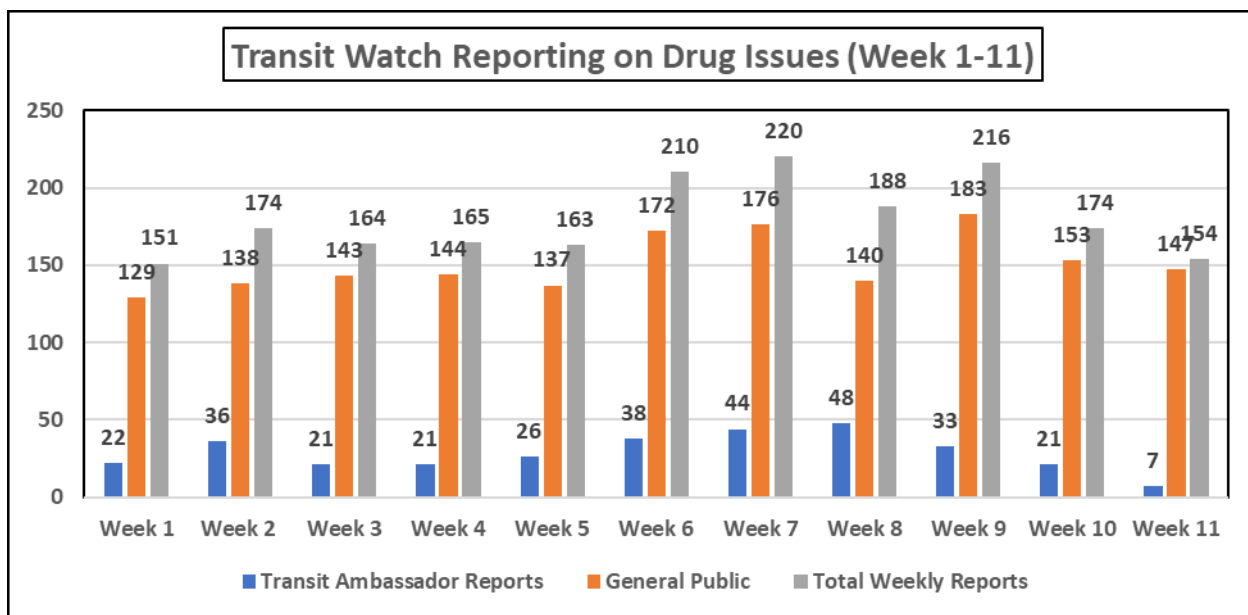
- Remove individuals arrested for committing crimes on our system, with a particular focus on drug crimes.
- Significantly decrease drug sales, usage, and overdoses on trains, platforms, and in stations.

- Remove individuals who are not using the system for the purpose of transportation.
- Increase the feeling of safety for our riders and employees.
- Increase cleanliness and the overall customer experience on targeted lines.
- Decrease crime while taking a holistic approach by offering eligible offenders a drug diversion program and necessary mental health/social services for people experiencing homelessness and suffering from drug addiction.

The multi-layered combination of Transit Ambassadors, Metro Transit Security, law enforcement officers, and homeless outreach teams was able to provide care and services for those in need and identify individuals who were on the system not for the purposes of transit.

By the end of April, the campaign resulted in:

- 393 citations and 217 warnings issued by Metro Transit Security.
 - MTS citations related to Eating/Drinking/Smoking violations (the category which captures drug/narcotics related activity) have become almost non-existent.
 - 327 drug related arrests by law enforcement.
 - A reduction of Customer Call Center complaints by 17%. The Customer Call Center received a total of 70 complaints about drugs on the Red/Purple Line through Week 11 of the Drug-Free Campaign. In prior reports, it was noted the previous average of drug-related complaints per month was 30 which would equate to 90 complaints over a 3-month period.
 - Transit Ambassador and General Public reporting on the Transit Watch App on drug issues decreased by 30% in Week 11 when compared to Week 9, which reflected the highest number of drug related reporting.
-



In addition to the above figures, anecdotal and social media feedback from riders and employees has affirmed that the campaign’s efforts are fulfilling its intended goals. Staff will continue to monitor trends.

B/D (RED/PURPLE) LINE SUPPLEMENTAL DEPLOYMENT

On Monday, April 24, Metro began a supplemental deployment to increase the visible presence of LASD and LAPD on the B/D Line to promote the safety and perception of safety among customers and employees.

LAPD and LASD also deployed their homeless outreach services teams to connect those experiencing homelessness with services and providers, which by the end of April resulted in outreach to 399 individuals and the acceptance of services by 225 individuals.

The first week of the deployment resulted in the following activities, which are tracked separately from the Drug-Free Metro Campaign:

- Citations: 107
- Warnings: 200
- Arrests: 45
- Ejections: 1,786

METRO AMBASSADOR PROGRAM UPDATE

Metro Ambassadors continue to support riders, connect riders to resources, and report incidents or maintenance needs. Metro Ambassadors are currently deployed on the K Line, L Line (Gold), B Line

(Red), D Line (Purple), A Line (Blue), C Line (Green), and J Line (Silver), as well as bus lines 210, 40, 20, and 720. 36 Ambassadors are trained to for deployment on the Regional Connector; 3 teams per shift will be assigned to monitor elevators at the Grand Ave Arts/Bunker Hill Station.

Metro Ambassadors conducted 51,865 customer interactions and reported the following:

- 1171 cleanliness issues
- 264 elevator and escalator problems
- 242 graffiti incidents
- 172 safety issues

Since April 17, 2023, Ambassadors have been certified and equipped to carry and administer Narcan and reported two Narcan incidents to date:

- 4/20/2023 - North Hollywood Station
- 4/21/2023 - Hollywood / Vine Station

ARREST AND CRIME TRENDS AND STATISTICS

The arrest and crime statistics contained in the report data collected from the month of April and reflect the second month of the Drug-Free Campaign and the launch of Metro's Supplemental Deployment on the B/D (Red/Purple) Line.

During April, Metro experienced higher levels of law enforcement presence across the entire system in comparison to previous months, creating more visibility and rider compliance with Metro's Code of Conduct. The following trends should be noted:

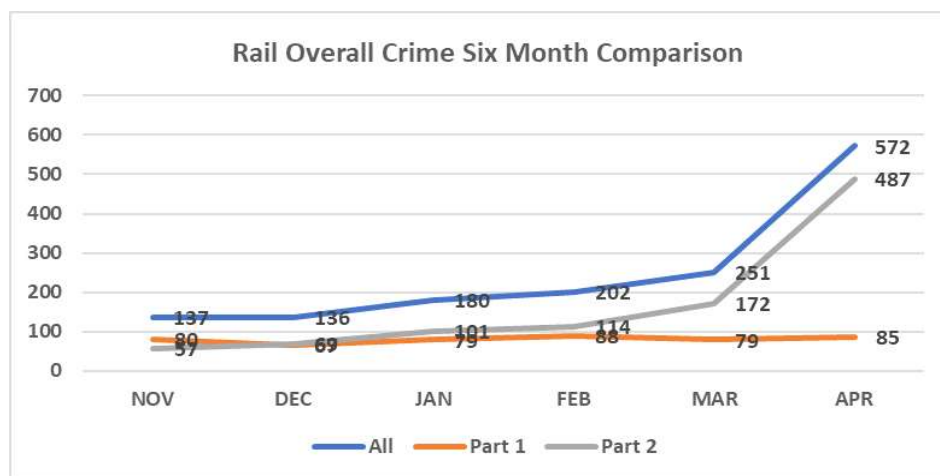
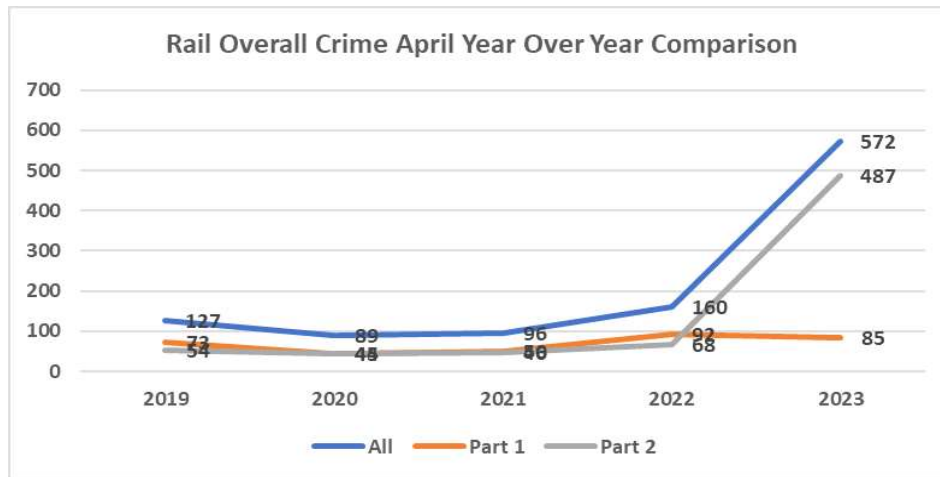
Overall, across the system, arrests for crimes against persons continue to remain high. SSLE conducted an analysis of aggravated assault on the system as they continue to persist at an unacceptable level (46 incidents in April, and 48 incidents in March). Aggravated assault on the rail system showed a 10% reduction when compared to the prior year, however, there was a slight increase on the bus system. A review of incident reports revealed that most incidents involved the escalation of verbal arguments.

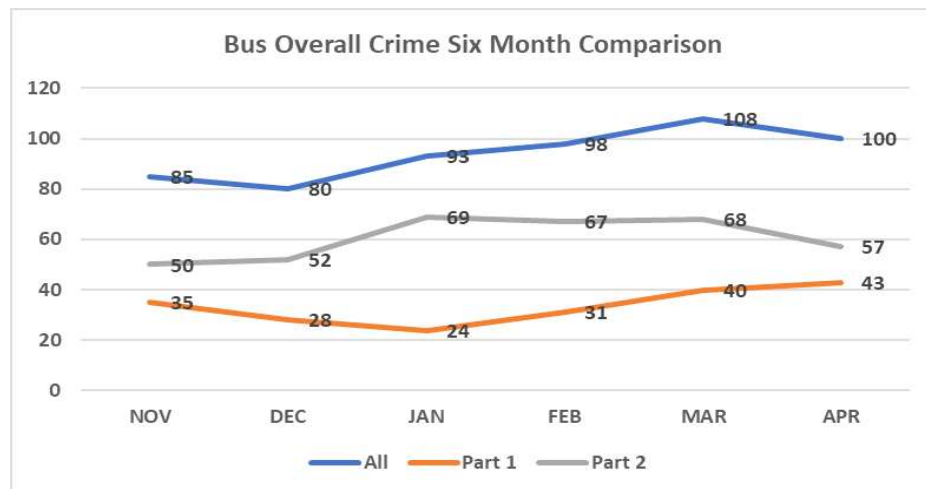
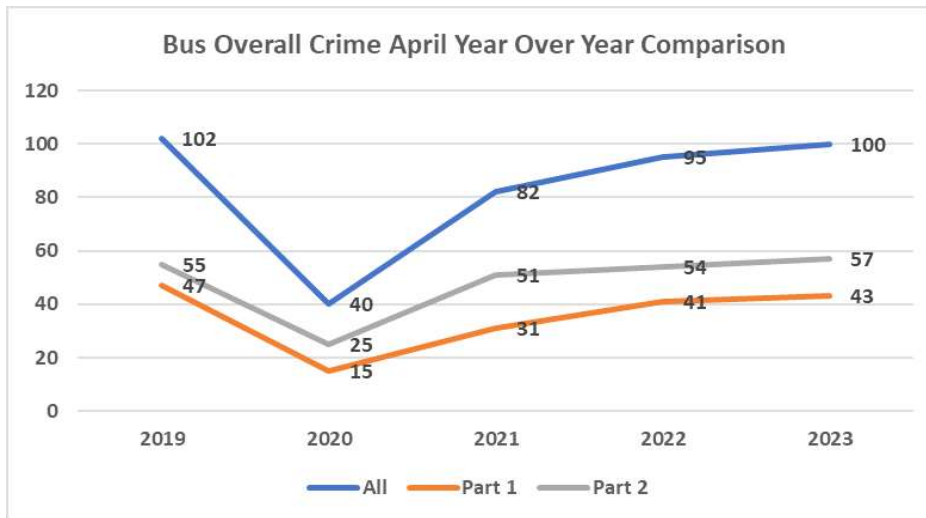
Property crimes remain low across the system, despite a slight increase compared to March 2023 (46 vs 49). The analysis of robbery incidents showed the largest increase occurred on the bus system. A review of reporting indicated nearly half of the incidents involved the theft of cellphones from customers.

Crimes Against Society, such as narcotics, trespassing, and weapons related arrests, increased to 61 versus 7 in April 2022, largely attributed to the increased law enforcement presence associated with the Drug-Free Campaign. Forty-seven of those arrests (77%) occurred on the rail system. There were also 389 trespassing arrests of those not using Metro for the purpose of transit, of which 371 (95%) occurred on the rail system. SSLE found that 65% of both trespassing and narcotics related

arrests (253 and 40 respectively) occurred on the B/D (Red/Purple) Line, further emphasizing the impact of Metro's efforts.

The following charts summarize annual and biannual trends.





SECURITY UPDATE - SIERRA MADRE STATION PARKING STRUCTURE

As part of Metro’s multi-layered security model, private security is responsible for patrolling and securing facilities, such as the ancillary areas, divisions, station parking garages, and platforms. During the week of May 22, SSLE staff conducted a field inspection of the Sierra Madre Station Parking Structure and did not see private security officers on location. This is of significance as it is a four-level parking garage located across a freeway and is of high usage. At this location, two officers are assigned to the AM shift, two officers in the PM shift, and one officer in the overnight shift.

After contacting the private security contractor, we were informed that the assignment was unfulfilled due to insufficient staffing levels from a subcontractor. SSLE management has since met with the contractor to discuss staffing solutions and implemented accountability measures to promptly inform Metro of daily assignment vacancies. Furthermore, the contractor will grant Metro access to TrackTik, a software that provides real-time data and tracks officer activity on-site. Officers will be required to badge every 30 minutes on a Detex system to help monitor and log officer activity. Lastly, SSLE is

partnering with Operations and Parking Management to determine the feasibility of installing additional cameras, which will allow Metro's Security Operations Center to verify officer presence in real time.

EQUITY PLATFORM

Metro continues to implement a multi-layered public safety model which takes a cross-disciplinary approach to addressing the various safety needs of the system with the involvement of transit security, law enforcement, ambassadors, and homeless outreach teams. As safety is not a one size fits all, it is imperative to have care-based approaches to provide impactful and lasting solutions to the social issues facing many riders.

NEXT STEPS

The Chief Safety Office continues to monitor our law enforcement partners, private security, and Transit Security performance, monitor crime stats, and consider information from surveys, customer complaints, and physical security assessments, amongst other sources, to analyze safety-related issues, adjust deployment strategies, and formulate new interventions.

ATTACHMENTS

Attachment A - Total Crime Summary April 2023

Attachment B - Systemwide Law Enforcement Overview April 2023

Attachment C - MTA Supporting Data April 2023

Attachment D - Bus & Rail Operator Assaults April 2023

Attachment E - Sexual Harassment Crimes April 2023

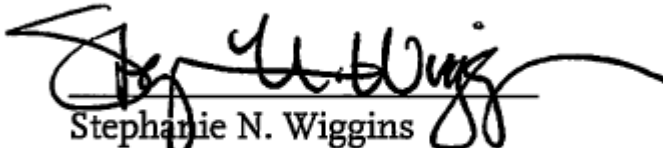
Prepared by: Vanessa Smith, Executive Officer, Customer Experience, (213)922-7009

Robert Gummer, Deputy Executive Officer, Administration, (213)922-4513

Imelda Hernandez, Senior Manager, Transportation Planning, (213) 922-4848

Reviewed by: Gina Osborn, Chief Safety Officer, (213) 922-3055

Jennifer Vides, Chief Customer Experience Officer, (213) 940-4060



Stephanie N. Wiggins
Chief Executive Officer



SYSTEM SECURITY & LAW ENFORCEMENT

Attachment A

Total Crime Summary - April 2023

Part 1 Crimes 5-Year Trend - Systemwide

January - April	2019	2020	2021	2022	2023
Part 1 Crimes					
Agg Assault	98	71	98	164	178
Arson	1	2	3	3	0
Bike Theft	23	21	10	18	9
Burglary	2	2	3	7	9
Homicide	0	0	1	1	2
Larceny	299	181	100	196	156
Motor Vehicle Theft	11	6	4	8	16
Rape	4	5	4	5	7
Robbery	116	74	64	110	136
Totals	554	362	287	512	513

Part 1 Crimes 5-Year Trend April only - Systemwide

	Apr 2019	Apr 2020	Apr 2021	Apr 2022	Apr 2023
Part 1 Crimes					
Agg Assault	27	14	31	45	46
Arson	1	0	1	1	0
Bike Theft	5	4	4	5	3
Burglary	0	0	1	2	2
Homicide	0	0	0	0	1
Larceny	70	32	34	58	42
Motor Vehicle Theft	1	1	2	1	3
Rape	1	1	0	3	2
Robbery	28	13	17	23	38
Totals	133	65	90	138	137

Part 1 Crimes 5-Year Trend - Rail

January - April	2019	2020	2021	2022	2023
Part 1 Crimes					
Agg Assault	51	50	58	108	109
Arson	1	2	3	3	0
Bike Theft	11	13	2	8	3
Burglary	1	2	3	4	7
Homicide	0	0	0	0	2
Larceny	166	114	57	116	99
Motor Vehicle Theft	10	5	2	2	14
Rape	4	5	3	5	4
Robbery	68	49	47	86	93
Totals	312	240	175	332	331

Part 1 Crimes 5-Year Trend April only - Rail

	Apr 2019	Apr 2020	Apr 2021	Apr 2022	Apr 2023
Part 1 Crimes					
Agg Assault	11	8	15	33	30
Arson	1	0	1	1	0
Bike Theft	2	1	1	2	2
Burglary	0	0	1	0	2
Homicide	0	0	0	0	1
Larceny	40	26	22	32	26
Motor Vehicle Theft	1	1	0	1	2
Rape	1	1	0	3	1
Robbery	17	8	10	20	21
Totals	73	45	50	92	85

Part 1 Crimes 5-Year Trend - Bus

January - April	2019	2020	2021	2022	2023
Part 1 Crimes					
Agg Assault	38	20	35	48	48
Arson	0	0	0	0	0
Bike Theft	11	4	5	8	6
Burglary	0	0	0	2	0
Homicide	0	0	0	1	0
Larceny	105	42	25	58	45
Motor Vehicle Theft	1	1	2	4	2
Rape	0	0	0	0	0
Robbery	48	20	14	17	37
Totals	203	87	81	138	138

Part 1 Crimes 5-Year Trend April only - Bus

	Apr 2019	Apr 2020	Apr 2021	Apr 2022	Apr 2023
Part 1 Crimes					
Agg Assault	14	6	14	10	11
Arson	0	0	0	0	0
Bike Theft	2	1	2	3	1
Burglary	0	0	0	2	0
Homicide	0	0	0	0	0
Larceny	20	3	7	23	14
Motor Vehicle Theft	0	0	2	0	1
Rape	0	0	0	0	0
Robbery	11	5	6	3	16
Totals	47	15	31	41	43

Part 2 Crimes 5-Year Trend - Systemwide

January - April	2019	2020	2021	2022	2023
Part 2 Crimes					
Battery	302	278	248	365	394
Narcotics	48	22	64	29	205
Sex Offenses	45	32	34	31	46
Trespassing	29	43	28	37	494
Vandalism	46	58	91	124	61
Weapons	11	12	18	9	41
Totals	481	445	483	595	1,241

Part 2 Crimes 5-Year Trend April only - Systemwide

	Apr 2019	Apr 2020	Apr 2021	Apr 2022	Apr 2023
Part 2 Crimes					
Battery	66	50	65	85	87
Narcotics	18	1	18	7	61
Sex Offenses	14	6	10	10	14
Trespassing	9	7	3	12	389
Vandalism	11	17	16	21	17
Weapons	1	1	3	1	15
Totals	119	82	115	136	583

Part 2 Crimes 5-Year Trend - Rail

January - April	2019	2020	2021	2022	2023
Part 2 Crimes					
Battery	151	137	119	172	186
Narcotics	37	13	23	15	151
Sex Offenses	25	22	20	15	24
Trespassing	22	20	18	27	458
Vandalism	21	35	44	74	28
Weapons	9	10	9	8	27
Totals	265	237	233	311	874

Part 2 Crimes 5-Year Trend April only - Rail

	Apr 2019	Apr 2020	Apr 2021	Apr 2022	Apr 2023
Part 2 Crimes					
Battery	26	27	19	39	39
Narcotics	13	1	7	2	47
Sex Offenses	6	3	7	3	10
Trespassing	5	3	2	10	371
Vandalism	4	9	10	13	9
Weapons	0	1	1	1	11
Totals	54	44	46	68	487

Part 2 Crimes 5-Year Trend - Bus

January - April	2019	2020	2021	2022	2023
Part 2 Crimes					
Battery	132	106	90	146	145
Narcotics	11	9	41	14	51
Sex Offenses	16	8	13	9	20
Trespassing	2	1	2	5	6
Vandalism	20	20	40	34	30
Weapons	2	2	9	1	9
Totals	183	146	195	209	261

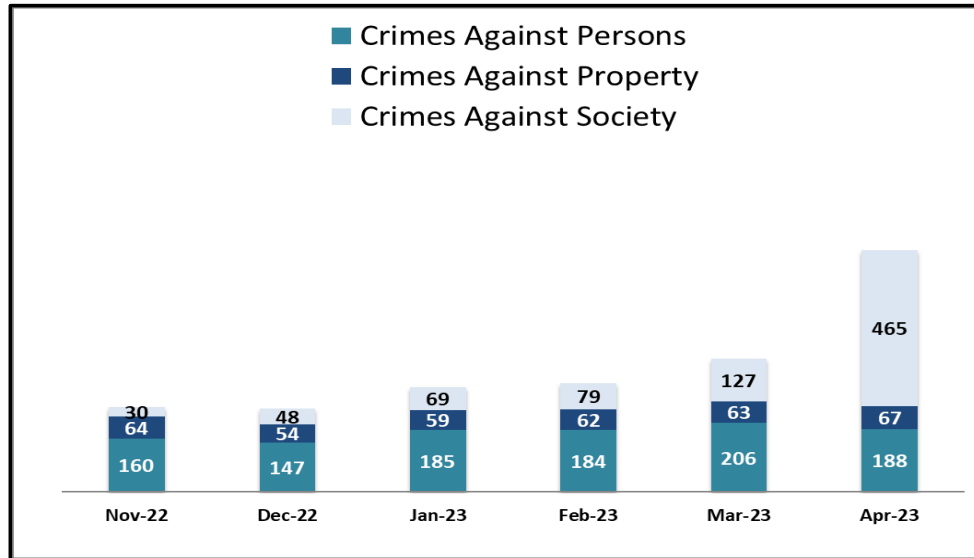
Part 2 Crimes 5-Year Trend April only - Bus

	Apr 2019	Apr 2020	Apr 2021	Apr 2022	Apr 2023
Part 2 Crimes					
Battery	34	16	29	36	31
Narcotics	5	0	11	5	12
Sex Offenses	8	3	3	6	4
Trespassing	1	0	0	1	2
Vandalism	6	6	6	6	7
Weapons	1	0	2	0	1
Totals	55	25	51	54	57

SYSTEM-WIDE LAW ENFORCEMENT OVERVIEW

APRIL 2023

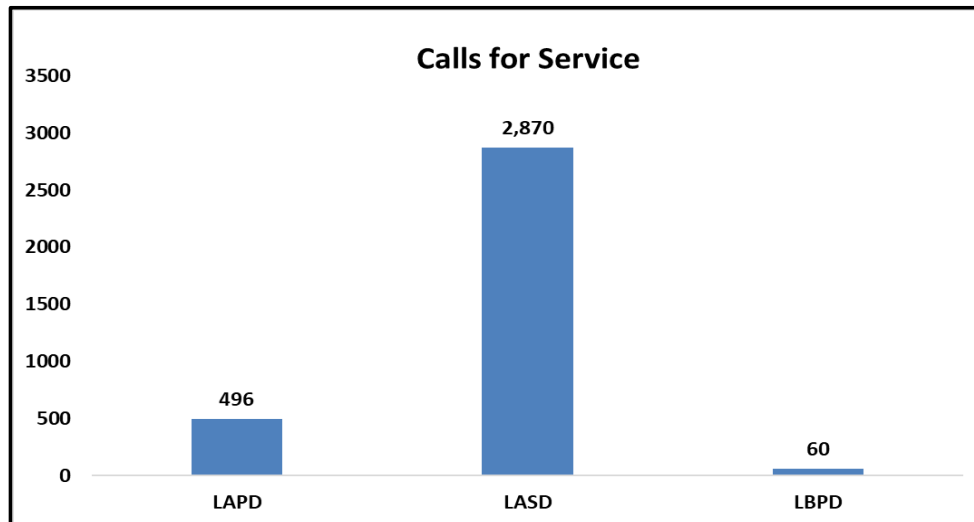
Attachment B

Total Crimes


Crimes Against Persons: violent crimes (i.e., homicide, aggravated assaults) are those in which the victims are always individuals

Crimes Against Property: crimes to obtain money, property, or some other benefit (i.e., theft, vandalism, robbery)

Crimes Against Society: represent society's prohibition against engaging in certain types of activity (i.e., drug violations)



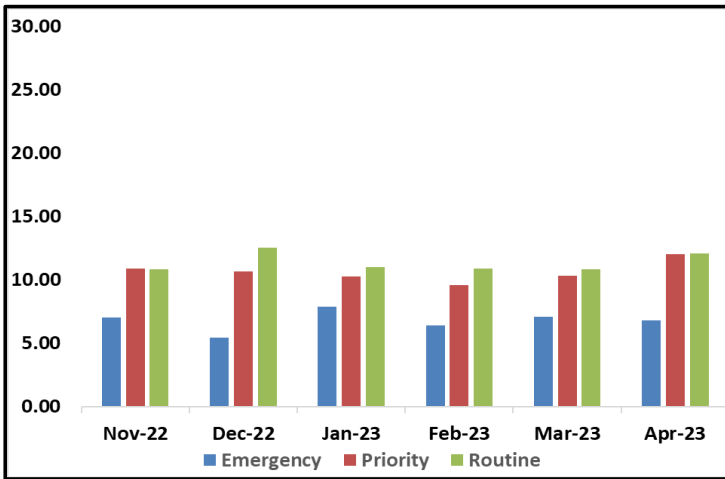
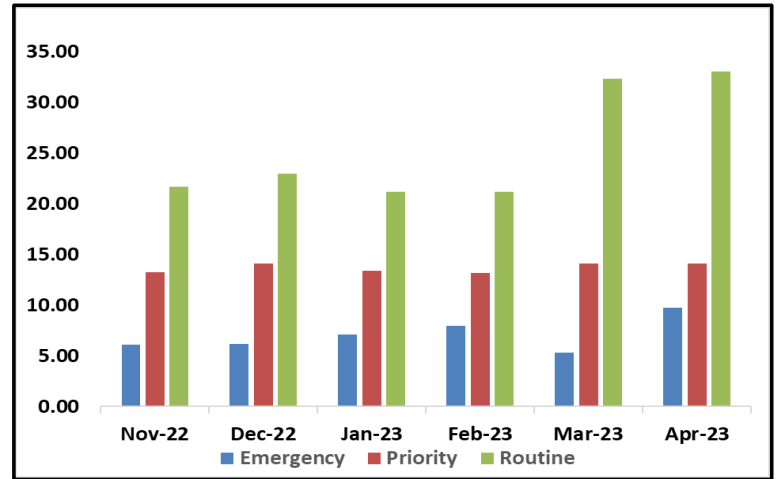
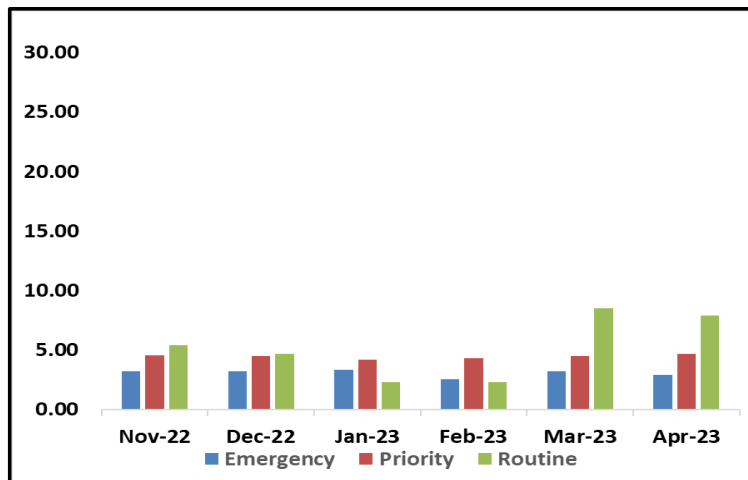
SYSTEM-WIDE LAW ENFORCEMENT OVERVIEW

APRIL 2023

Attachment B

Average Incident Response Times

These graphs show how long it takes (in minutes) for LAPD, LASD, and LBPD to respond to Emergency, Priority, and Routine calls

LAPD

LASD

LBPD


*The Drug Free Campaign and the B/D Supplemental Deployment resulted in increased response times to Routine calls in March and April for all Law Enforcement Agencies.

*Impacts to Emergency and Priority calls were nominal except for LAPD, since they were the most impacted by the increased resource deployments for both efforts.

Transit Police

Monthly Crime Report


Attachment B

	2023	2022	%
	April	April	Change
CRIMES AGAINST PERSONS			
Homicide	1	0	N/A
Rape	2	3	-33.3%
Robbery	38	23	65.2%
Aggravated Assault	43	42	2.4%
Aggravated Assault on Operator	3	3	0.0%
Battery	75	74	1.4%
Battery on Operator	12	11	9.1%
Sex Offenses	14	10	40.0%
SUB-TOTAL	188	166	13.3%
CRIMES AGAINST PROPERTY			
Burglary	2	2	0.0%
Larceny	42	58	-27.6%
Bike Theft	3	5	-40.0%
Motor Vehicle Theft	3	1	200.0%
Arson	0	1	-100.0%
Vandalism	17	21	-19.0%
SUB-TOTAL	67	88	-23.9%
CRIMES AGAINST SOCIETY			
Weapons	15	1	1400.0%
Narcotics	61	7	771.4%
Trespassing	389	12	3141.7%
SUB-TOTAL	465	20	2225.0%
TOTAL	720	274	162.8%
ENFORCEMENT EFFORTS			
Arrests	760	120	533.3%
Citations	676	802	-15.7%
Calls for Service	3,426	1,497	128.9%



SYSTEM SECURITY & LAW ENFORCEMENT

MONTHLY, BI-ANNUAL, ANNUAL COMPARISON

APRIL 2023

Attachment B

Crimes

Monthly

System-Wide	Apr-23	Apr-22	% Change
Crimes Against Persons	188	166	13.25%
Crimes Against Property	67	88	-23.86%
Crimes Against Society	465	20	2225.00%
Total	720	274	162.77%

Six Months

System-Wide	Nov-22-Apr-23	Nov-21-Apr-22	% Change
Crimes Against Persons	1,070	1,016	5.31%
Crimes Against Property	369	479	-22.96%
Crimes Against Society	818	109	650.46%
Total	2,257	1,604	40.71%

Annual

System-Wide	May-22-Apr-23	May-21-Apr-22	% Change
Crimes Against Persons	2,023	1,847	9.53%
Crimes Against Property	771	901	-14.43%
Crimes Against Society	1,002	250	300.80%
Total	3,796	2,998	26.62%

Average Emergency Response Times

Monthly

Apr-23	Apr-22	% Change
6:28	5:48	11.49%

Six Months

Nov-22-Apr-23	Nov-21-Apr-22	% Change
5:37	4:59	12.71%

Annual

May-22-Apr-23	May-21-Apr-22	% Change
5:40	4:48	18.06%

Bus Operator Assaults

Monthly

Apr-23	Apr-22	% Change
15	14	7.14%

Six Months

Nov-22-Apr-23	Nov-21-Apr-22	% Change
82	92	-10.87%

Annual

May-22-Apr-23	May-21-Apr-22	% Change
160	148	8.11%

Ridership

Monthly

Apr-23	Apr-22	% Change
23,412,400	21,224,360	10.31%

Six Months

Nov-22-Apr-23	Nov-21-Apr-22	% Change
131,867,831	124,435,254	5.97%

Annual

May-22-Apr-23	May-21-Apr-22	% Change
263,297,665	247,739,119	6.28%

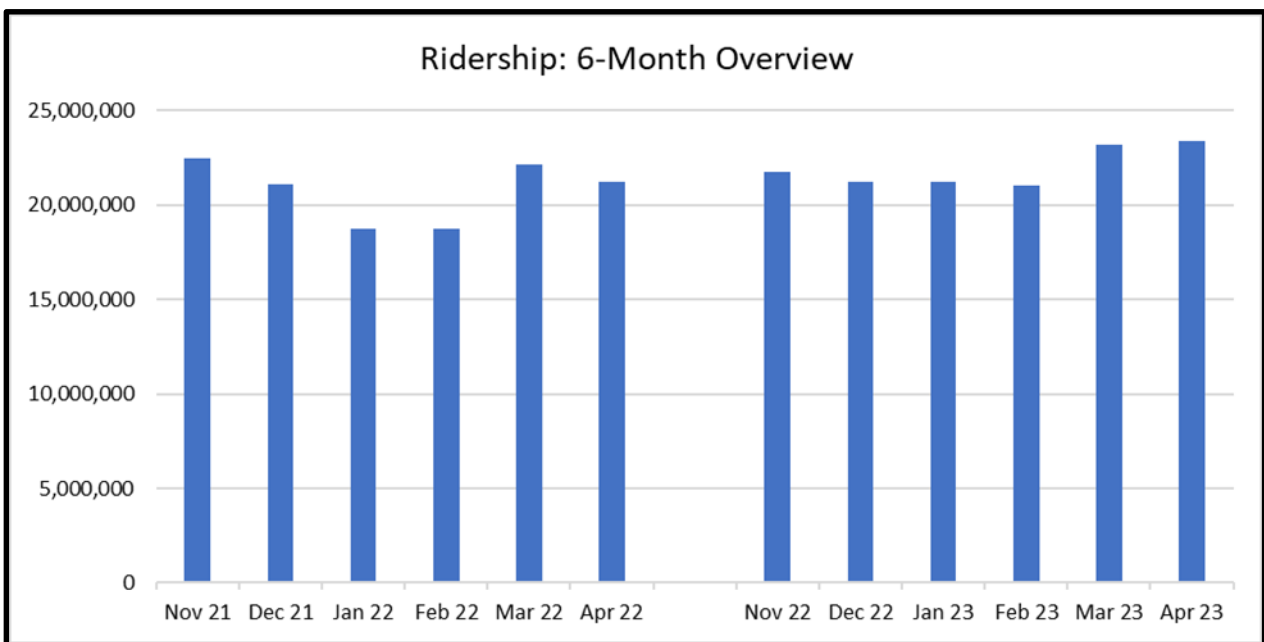
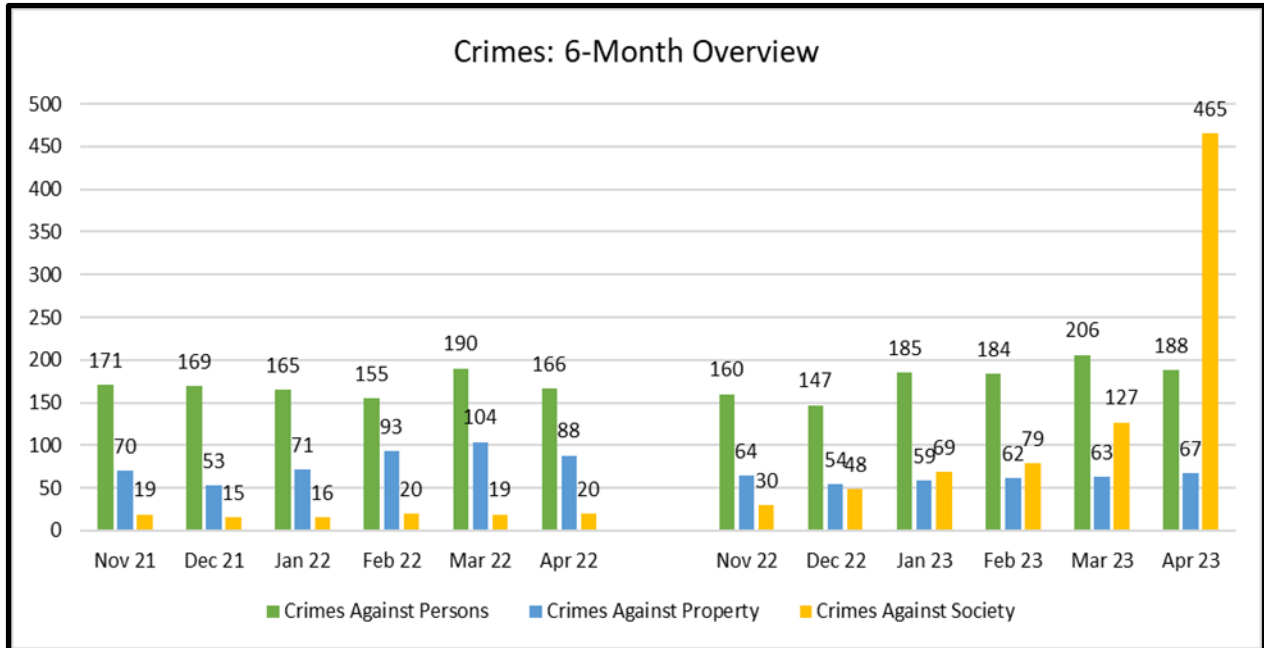


SYSTEM SECURITY & LAW ENFORCEMENT

MONTHLY, BI-ANNUAL, ANNUAL COMPARISON

APRIL 2023

Attachment B



A LINE (BLUE)

ATTACHMENT C
MONTHLY UPDATE ON TRANSIT POLICING PERFORMANCE - APRIL 2023

REPORTED CRIME				
CRIMES AGAINST PERSONS	LAPD	LASD	LBPD	FYTD
Homicide	0	0	1	2
Rape	0	1	0	2
Robbery	1	1	3	60
Aggravated Assault	1	5	0	49
Aggravated Assault on Operator	0	0	0	0
Battery	1	3	3	69
Battery Rail Operator	0	0	0	1
Sex Offenses	1	2	0	11
SUB-TOTAL	4	12	7	194
CRIMES AGAINST PROPERTY	LAPD	LASD	LBPD	FYTD
Burglary	0	0	2	6
Larceny	0	2	5	47
Bike Theft	0	0	0	1
Motor Vehicle Theft	0	0	1	7
Arson	0	0	0	1
Vandalism	0	2	0	28
SUB-TOTAL	0	4	8	90
CRIMES AGAINST SOCIETY	LAPD	LASD	LBPD	FYTD
Weapons	0	3	0	15
Narcotics	1	4	0	48
Trespassing	25	1	0	28
SUB-TOTAL	26	8	0	91
TOTAL	30	24	15	375

ARRESTS				
AGENCY	LAPD	LASD	LBPD	FYTD
Felony	3	15	3	140
Misdemeanor	36	29	1	560
TOTAL**	39	44	4	700

CITATIONS				
AGENCY	LAPD	LASD	LBPD	FYTD
Misdemeanor Citations	0	0	0	2
Other Citations	23	28	3	423
Vehicle Code Citations	0	0	29	158
TOTAL	23	28	32	581

CALLS FOR SERVICE				
AGENCY	LAPD	LASD	LBPD	FYTD
Routine	2	515	7	1,809
Priority	18	55	39	1,428
Emergency	4	5	14	329
TOTAL	24	575	60	3,566

DISPATCHED VS. PROACTIVE			
AGENCY	LAPD	LASD	LBPD
Dispatched	5%	33%	2%
Proactive	95%	67%	98%
TOTAL	100%	100%	100%

PERCENTAGE OF TIME ON THE RAIL SYSTEM	
Blue Line-LAPD	73%
Blue Line-LASD	82%
Blue Line-LBPD	80%

GRADE CROSSING OPERATIONS				
LOCATION	LAPD	LASD	LBPD	FYTD
Washington St	68	0	0	463
Flower St	0	0	0	48
103rd St	5	0	0	180
Wardlow Rd	0	0	4	29
Pacific Ave.	0	0	0	0
Willowbrook	0	82	0	445
Slauson	0	12	0	46
Firestone	0	13	0	45
Florence	0	4	0	68
Compton	0	30	0	113
Artesia	0	12	0	67
Del Amo	0	10	0	75
Long Beach Blvd	0	0	0	2
TOTAL	73	163	4	1,581

LEGEND
Los Angeles Police Department
Los Angeles County Sheriff's Department
Long Beach Police Department

**Totals do not include arrests made due to an infraction.

CRIMES PER STATION				
STATION	CRIMES AGAINST PERSONS	CRIMES AGAINST PROPERTY	CRIMES AGAINST SOCIETY	FYTD
7th St/Metro Ctr	1	0	0	14
Pico	2	0	2	13
Grand/LATTC	0	0	7	20
San Pedro St	0	0	4	12
Washington	0	0	13	26
Vernon	1	0	0	9
Slauson	0	0	1	20
Florence	3	1	0	24
Firestone	0	0	3	17
103rd St/Watts Towers	0	0	0	5
Willowbrook/Rosa Parks	7	3	2	84
Compton	1	0	1	21
Artesia	0	0	0	16
Del Amo	1	0	1	26
Wardlow	0	0	0	2
Willow St	1	5	0	19
PCH	3	0	0	14
Anaheim St	1	0	0	8
5th St	1	0	0	3
1st St	1	0	0	6
Downtown Long Beach	1	0	0	11
Pacific Av	1	0	0	3
Blue Line Rail Yard	0	1	0	3
Total	25	10	34	376

B LINE (RED)

ATTACHMENT C
MONTHLY UPDATE ON TRANSIT POLICING PERFORMANCE - APRIL 2023

REPORTED CRIME		
CRIMES AGAINST PERSONS	LAPD	FYTD
Homicide	0	4
Rape	0	5
Robbery	7	76
Aggravated Assault	14	109
Aggravated Assault on Operator	0	1
Battery	20	188
Battery Rail Operator	0	2
Sex Offenses	5	21
SUB-TOTAL	46	406
CRIMES AGAINST PROPERTY	LAPD	FYTD
Burglary	0	1
Larceny	10	110
Bike Theft	0	3
Motor Vehicle Theft	0	0
Arson	0	0
Vandalism	4	36
SUB-TOTAL	14	150
CRIMES AGAINST SOCIETY	LAPD	FYTD
Weapons	5	12
Narcotics	40	83
Trespassing	253	358
SUB-TOTAL	298	453
TOTAL	358	1,009

ARRESTS		
AGENCY	LAPD	FYTD
Felony	67	162
Misdemeanor	225	475
TOTAL **	292	637

CITATIONS		
AGENCY	LAPD	FYTD
Other Citations	180	287
Vehicle Code Citations	0	78
TOTAL	180	365

CALLS FOR SERVICE		
AGENCY	LAPD	FYTD
Routine	37	250
Priority	182	1,607
Emergency	16	129
TOTAL	235	1,986

DISPATCHED VS. PROACTIVE	
AGENCY	LAPD
Dispatched	10%
Proactive	90%
TOTAL	100%

CRIMES PER STATION				
STATION	CRIMES AGAINST PERSONS	CRIMES AGAINST PROPERTY	CRIMES AGAINST SOCIETY	FYTD
Union Station	2	2	2	43
Civic Center/Grand Park	1	1	3	23
Pershing Square	4	1	9	54
7th St/Metro Ctr	7	0	11	78
Westlake/MacArthur Park	3	0	46	195
Wilshire/Vermont	7	3	120	185
Wilshire/Normandie	0	0	0	10
Vermont/Beverly	2	0	30	71
Wilshire/Western	1	1	1	22
Vermont/Santa Monica	6	0	18	53
Vermont/Sunset	0	0	2	19
Hollywood/Western	2	0	8	33
Hollywood/Vine	1	1	6	47
Hollywood/Highland	5	1	19	50
Universal City/Studio City	3	1	5	29
North Hollywood	2	3	18	90
Red Line Rail Yard	0	0	0	0
Total	46	14	298	1,002

PERCENTAGE OF TIME SPENT ON THE RAIL SYSTEM	
Red Line- LAPD	60%

LEGEND
Los Angeles Police Department

***Totals do not include arrests made due to an infraction.*

C LINE (GREEN)

ATTACHMENT C
MONTHLY UPDATE ON TRANSIT POLICING PERFORMANCE - APRIL 2023

REPORTED CRIME			
CRIMES AGAINST PERSONS	LAPD	LASD	FYTD
Homicide	0	0	0
Rape	0	0	1
Robbery	1	2	26
Aggravated Assault	0	2	28
Aggravated Assault on Operator	0	0	0
Battery	2	1	36
Battery Rail Operator	0	2	2
Sex Offenses	0	1	3
SUB-TOTAL	3	8	96
CRIMES AGAINST PROPERTY	LAPD	LASD	FYTD
Burglary	0	0	2
Larceny	4	2	37
Bike Theft	0	1	3
Motor Vehicle Theft	0	0	10
Arson	0	0	0
Vandalism	0	2	15
SUB-TOTAL	4	5	67
CRIMES AGAINST SOCIETY	LAPD	LASD	FYTD
Weapons	0	2	12
Narcotics	0	0	36
Trespassing	6	0	7
SUB-TOTAL	6	2	55
TOTAL	13	15	218

ARRESTS			
AGENCY	LAPD	LASD	FYTD
Felony	4	4	61
Misdemeanor	25	2	207
TOTAL**	29	6	268

CITATIONS			
AGENCY	LAPD	LASD	FYTD
Other Citations	14	1	304
Vehicle Code Citations	0	3	324
TOTAL	14	4	628

CALLS FOR SERVICE			
AGENCY	LAPD	LASD	FYTD
Routine	3	644	2,397
Priority	13	49	672
Emergency	0	4	69
TOTAL	16	697	3,138

DISPATCHED VS. PROACTIVE		
AGENCY	LAPD	LASD
Dispatched	12%	42%
Proactive	88%	58%
TOTAL	100%	100%

CRIMES PER STATION				
STATION	CRIMES AGAINST PERSONS	CRIMES AGAINST PROPERTY	CRIMES AGAINST SOCIETY	FYTD
Redondo Beach	2	0	0	13
Douglas	0	1	0	8
El Segundo	0	0	0	8
Mariposa	0	0	0	4
Aviation/LAX	0	1	0	16
Hawthorne/Lennox	1	1	0	17
Crenshaw	1	1	0	22
Vermont/Athens	0	0	0	14
Harbor Fwy	2	1	3	13
Avalon	1	2	3	14
Willowbrook/Rosa Parks	0	0	1	24
Long Beach Bl	0	0	0	24
Lakewood Bl	1	0	0	11
Norwalk	3	2	1	30
Total	11	9	8	218

PERCENTAGE OF TIME SPENT ON THE RAIL SYSTEM	
Green Line-LAPD	73%
Green Line-LASD	90%

LEGEND
Los Angeles Police Department
Los Angeles County Sheriff's Department

***Totals do not include arrests made due to an infraction.*

E LINE (EXPO)

ATTACHMENT C

MONTHLY UPDATE ON TRANSIT POLICING PERFORMANCE - APRIL 2023

REPORTED CRIME			
CRIMES AGAINST PERSONS	LAPD	LASD	FYTD
Homicide	0	0	1
Rape	0	0	0
Robbery	3	2	38
Aggravated Assault	0	1	22
Aggravated Assault on Operator	0	0	0
Battery	3	0	40
Battery Rail Operator	0	0	1
Sex Offenses	0	0	6
SUB-TOTAL	6	3	108
CRIMES AGAINST PROPERTY	LAPD	LASD	FYTD
Burglary	0	0	0
Larceny	2	0	32
Bike Theft	0	1	4
Motor Vehicle Theft	0	0	0
Arson	0	0	0
Vandalism	1	0	5
SUB-TOTAL	3	1	41
CRIMES AGAINST SOCIETY	LAPD	LASD	FYTD
Weapons	0	0	0
Narcotics	0	0	0
Trespassing	59	0	63
SUB-TOTAL	59	0	63
TOTAL	68	4	212

ARRESTS			
AGENCY	LAPD	LASD	FYTD
Felony	8	2	29
Misdemeanor	81	0	121
TOTAL**	89	2	150

CITATIONS			
AGENCY	LAPD	LASD	FYTD
Other Citations	49	1	98
Vehicle Code Citations	0	0	12
TOTAL	49	1	110

CALLS FOR SERVICE			
AGENCY	LAPD	LASD	FYTD
Routine	8	268	1,194
Priority	47	23	783
Emergency	6	0	87
TOTAL	61	291	2,064

DISPATCHED VS. PROACTIVE		
AGENCY	LAPD	LASD
Dispatched	7%	49%
Proactive	93%	51%
TOTAL	100%	100%

PERCENTAGE OF TIME SPENT ON THE RAIL SYSTEM	
Expo Line-LAPD	76%
Expo Line-LASD	93%

GRADE CROSSING OPERATIONS			
LOCATION	LAPD	LASD	FYTD
Exposition Blvd	68	0	1,294
Santa Monica	0	38	149
Culver City	0	6	33
TOTAL	68	44	1,476

LEGEND	
Los Angeles Police Department	
Los Angeles County Sheriff's Department	

**Totals do not include arrests made due to an infraction.

CRIMES PER STATION				
STATION	CRIMES AGAINST PERSONS	CRIMES AGAINST PROPERTY	CRIMES AGAINST SOCIETY	FYTD
7th St/Metro Ctr	2	1	0	9
Pico	0	1	0	4
LATTC/Ortho Institute	0	0	1	6
Jefferson/USC	0	0	1	8
Expo Park/USC	0	0	4	13
Expo/Vermont	0	0	28	43
Expo/Western	2	0	5	26
Expo/Crenshaw	0	0	18	33
Farmdale	0	0	0	9
Expo/La Brea	2	1	1	8
La Cienega/Jefferson	0	0	0	6
Culver City	2	1	0	11
Palms	0	0	0	4
Westwood/Rancho Park	0	0	0	1
Expo/Sepulveda	0	0	0	3
Expo/Bundy	0	0	1	4
26th St/Bergamot	0	0	0	2
17th St/SMC	0	0	0	2
Downtown Santa Monica	1	0	0	20
Expo Line Rail Yard	0	0	0	0
Total	9	4	59	212

G LINE (ORANGE)

ATTACHMENT C
MONTHLY UPDATE ON TRANSIT POLICING PERFORMANCE - APRIL 2023

REPORTED CRIME		
CRIMES AGAINST PERSONS	LAPD	FYTD
Homicide	0	0
Rape	0	0
Robbery	1	6
Aggravated Assault	2	7
Aggravated Assault on Operator	0	0
Battery	1	13
Battery Bus Operator	1	4
Sex Offenses	0	1
SUB-TOTAL	5	31
CRIMES AGAINST PROPERTY	LAPD	FYTD
Burglary	0	0
Larceny	0	1
Bike Theft	1	2
Motor Vehicle Theft	0	0
Arson	0	0
Vandalism	0	1
SUB-TOTAL	1	4
CRIMES AGAINST SOCIETY	LAPD	FYTD
Weapons	0	1
Narcotics	2	2
Trespassing	0	3
SUB-TOTAL	2	6
TOTAL	8	41

ARRESTS		
AGENCY	LAPD	FYTD
Felony	4	13
Misdemeanor	15	29
TOTAL**	19	42

CITATIONS		
AGENCY	LAPD	FYTD
Other Citations	0	265
Vehicle Code Citations	64	930
TOTAL	64	1,195

CALLS FOR SERVICE		
AGENCY	LAPD	FYTD
Routine	3	10
Priority	2	77
Emergency	1	5
TOTAL	6	92

DISPATCHED VS. PROACTIVE	
AGENCY	LAPD
Dispatched	8%
Proactive	92%
TOTAL	100%

PERCENTAGE OF TIME SPENT ON THE BUS SYSTEM	
Orange Line- LAPD	78%

LEGEND

Los Angeles Police Department

**Totals do not include arrests made due to an infraction.

CRIMES PER STATION				
STATION	CRIMES AGAINST PERSONS	CRIMES AGAINST PROPERTY	CRIMES AGAINST SOCIETY	FYTD
North Hollywood	1	1	1	8
Laurel Canyon	0	0	0	0
Valley College	0	0	0	0
Woodman	2	0	0	3
Van Nuys	0	0	0	3
Sepulveda	0	0	0	1
Woodley	0	0	0	3
Balboa	0	0	0	4
Reseda	0	0	0	2
Tampa	0	0	0	4
Pierce College	0	0	0	1
De Soto	0	0	0	1
Canoga	0	0	1	3
Warner Center	0	0	0	0
Sherman Way	1	0	0	3
Roscoe	0	0	0	1
Nordhoff	0	0	0	0
Chatsworth	1	0	0	3
Total	5	1	2	40

J LINE (SILVER)

ATTACHMENT C

MONTHLY UPDATE ON TRANSIT POLICING PERFORMANCE - APRIL 2023

REPORTED CRIME			
CRIMES AGAINST PERSONS	LAPD	LASD	FYTD
Homicide	0	0	0
Rape	0	0	0
Robbery	0	0	1
Aggravated Assault	0	0	2
Aggravated Assault on Operator	0	0	1
Battery	1	0	5
Battery Bus Operator	0	0	0
Sex Offenses	0	0	2
SUB-TOTAL	1	0	11
CRIMES AGAINST PROPERTY	LAPD	LASD	FYTD
Burglary	0	0	0
Larceny	0	0	2
Bike Theft	0	0	0
Motor Vehicle Theft	0	0	0
Arson	0	0	0
Vandalism	0	0	3
SUB-TOTAL	0	0	5
CRIMES AGAINST SOCIETY	LAPD	LASD	FYTD
Weapons	0	0	0
Narcotics	0	0	2
Trespassing	0	0	0
SUB-TOTAL	0	0	2
TOTAL	1	0	18

ARRESTS			
AGENCY	LAPD	LASD	FYTD
Felony	0	0	2
Misdemeanor	0	2	10
TOTAL**	0	2	12

CITATIONS			
AGENCY	LAPD	LASD	FYTD
Other Citations	0	0	241
Vehicle Code Citations	101	0	900
TOTAL	101	0	1,141

CALLS FOR SERVICE			
AGENCY	LAPD	LASD	FYTD
Routine	1	13	70
Priority	0	6	54
Emergency	0	0	4
TOTAL	1	19	128

DISPATCHED VS. PROACTIVE		
AGENCY	LAPD	LASD
Dispatched	4%	10%
Proactive	96%	90%
TOTAL	100%	100%

PERCENTAGE OF TIME SPENT ON THE BUS SYSTEM	
Silver Line- LAPD	87%
Silver Line- LASD	83%

LEGEND	
Los Angeles Police Department	
Los Angeles County Sheriff's Department	

**Totals do not include arrests made due to an infraction.

CRIMES PER STATION				
STATION	CRIMES AGAINST PERSONS	CRIMES AGAINST PROPERTY	CRIMES AGAINST SOCIETY	FYTD
El Monte	0	0	0	4
Cal State LA	0	0	0	0
LAC/USC Medical Ctr	0	0	0	0
Alameda	0	0	0	0
Downtown	0	0	0	0
37th St/USC	0	0	0	0
Slauson	0	0	0	5
Manchester	0	0	0	1
Harbor Fwy	0	0	0	2
Rosecrans	0	0	0	0
Harbor Gateway Transit Ctr	1	0	0	5
Carson	0	0	0	1
PCH	0	0	0	0
San Pedro/Beacon	0	0	0	0
Total	1	0	0	18

K LINE

ATTACHMENT C

MONTHLY UPDATE ON TRANSIT POLICING PERFORMANCE - APRIL 2023

REPORTED CRIME			
CRIMES AGAINST PERSONS	LAPD	LASD	FYTD
Homicide	0	0	0
Rape	0	0	0
Robbery	0	0	0
Aggravated Assault	0	0	2
Aggravated Assault on Operator	0	0	0
Battery	0	0	1
Battery Bus Operator	0	0	0
Sex Offenses	0	0	0
SUB-TOTAL	0	0	3
CRIMES AGAINST PROPERTY	LAPD	LASD	FYTD
Burglary	0	0	0
Larceny	0	0	1
Bike Theft	0	0	0
Motor Vehicle Theft	0	0	0
Arson	0	0	0
Vandalism	0	0	0
SUB-TOTAL	0	0	1
CRIMES AGAINST SOCIETY	LAPD	LASD	FYTD
Weapons	1	0	1
Narcotics	0	0	0
Trespassing	0	0	0
SUB-TOTAL	1	0	1
TOTAL	1	0	5

ARRESTS			
AGENCY	LAPD	LASD	FYTD
Felony	1	0	1
Misdemeanor	22	0	28
TOTAL**	23	0	29

CITATIONS			
AGENCY	LAPD	LASD	FYTD
Other Citations	8	0	14
Vehicle Code Citations	0	0	0
TOTAL	8	0	14

CALLS FOR SERVICE			
AGENCY	LAPD	LASD	FYTD
Routine	2	170	524
Priority	7	5	79
Emergency	1	0	4
TOTAL	10	175	607

DISPATCHED VS. PROACTIVE		
AGENCY	LAPD	LASD
Dispatched	7%	52%
Proactive	93%	48%
TOTAL	100%	100%

CRIMES PER STATION				
STATION	CRIMES AGAINST PERSONS	CRIMES AGAINST PROPERTY	CRIMES AGAINST SOCIETY	FYTD
Expo / Crenshaw	0	0	0	0
Martin Luther King Jr Station	0	0	1	3
Leimert Park Station	0	0	0	0
Hyde Park Station	0	0	0	1
Fairview Heights Station	0	0	0	0
Downtown Inglewood Station	0	0	0	0
Westchester / Veterans Station	0	0	0	1
Total	0	0	1	5

PERCENTAGE OF TIME SPENT ON THE RAIL SYSTEM	
K Line - LAPD	78%
K Line - LASD	90%

LEGEND	
Los Angeles Police Department	
Los Angeles County Sheriff's Department	

**Totals do not include arrests made due to an infraction.

L LINE (GOLD)

ATTACHMENT C

MONTHLY UPDATE ON TRANSIT POLICING PERFORMANCE - APRIL 2023

REPORTED CRIME			
CRIMES AGAINST PERSONS	LAPD	LASD	FYTD
Homicide	0	0	0
Rape	0	0	0
Robbery	0	1	15
Aggravated Assault	0	7	25
Aggravated Assault on Operator	0	0	1
Battery	2	2	30
Battery Rail Operator	0	0	0
Sex Offenses	0	1	8
SUB-TOTAL	2	11	79
CRIMES AGAINST PROPERTY	LAPD	LASD	FYTD
Burglary	0	0	0
Larceny	1	0	16
Bike Theft	0	0	3
Motor Vehicle Theft	0	1	3
Arson	0	0	1
Vandalism	0	0	12
SUB-TOTAL	1	1	35
CRIMES AGAINST SOCIETY	LAPD	LASD	FYTD
Weapons	0	0	7
Narcotics	2	0	19
Trespassing	25	2	49
SUB-TOTAL	27	2	75
TOTAL	30	14	189

ARRESTS			
AGENCY	LAPD	LASD	FYTD
Felony	6	6	58
Misdemeanor	42	29	485
TOTAL**	48	35	543

CITATIONS			
AGENCY	LAPD	LASD	FYTD
Other Citations	27	41	580
Vehicle Code Citations	0	0	21
TOTAL	27	41	601

CALLS FOR SERVICE			
AGENCY	LAPD	LASD	FYTD
Routine	6	760	2,978
Priority	22	58	986
Emergency	4	7	120
TOTAL	32	825	4,084

DISPATCHED VS. PROACTIVE		
AGENCY	LAPD	LASD
Dispatched	7%	41%
Proactive	93%	59%
TOTAL	100%	100%

CRIMES PER STATION				
STATION	CRIMES AGAINST PERSONS	CRIMES AGAINST PROPERTY	CRIMES AGAINST SOCIETY	FYTD
APU/Citrus College	2	0	1	20
Azusa Downtown	0	0	0	17
Irwindale	0	0	0	7
Duarte/City of Hope	0	0	0	7
Monrovia	1	0	0	7
Arcadia	0	0	0	10
Sierra Madre Villa	0	1	0	13
Allen	1	0	0	3
Lake	4	0	1	23
Memorial Park	1	0	0	4
Del Mar	2	0	0	3
Fillmore	0	0	0	7
South Pasadena	0	0	0	2
Highland Park	0	0	4	8
Southwest Museum	0	0	11	15
Heritage Square	0	0	7	7
Lincoln/Cypress	0	0	1	3
Chinatown	0	0	3	7
Union Station	2	1	0	12
Little Tokyo/Arts Dist	0	0	0	0
Pico/Aliso	0	0	1	3
Mariachi Plaza	0	0	0	2
Soto	0	0	0	2
Indiana (both LAPD & LASD)	0	0	0	5
Maravilla	0	0	0	0
East LA Civic Ctr	0	0	0	0
Atlantic	0	0	0	2
Total	13	2	29	189

PERCENTAGE OF TIME SPENT ON THE RAIL SYSTEM	
Gold Line-LAPD	74%
Gold Line-LASD	89%

GRADE CROSSING OPERATIONS			
LOCATION	LAPD	LASD	FYTD
Marmion Way	0	0	1
Arcadia Station	0	31	76
Irwindale	0	60	177
Monrovia	0	23	57
City of Pasadena	0	63	206
Magnolia Ave	0	0	0
Duarte Station	0	28	68
City Of Azusa	0	32	103
South Pasadena	0	19	67
City Of East LA	0	93	163
Figueroa St	0	0	8
TOTAL GOAL= 10	0	349	926

LEGEND	
Los Angeles Police Department	
Los Angeles County Sheriff's Department	

**Totals do not include arrests made due to an infraction.

BUS PATROL

ATTACHMENT C

MONTHLY UPDATE ON TRANSIT POLICING PERFORMANCE - APRIL 2023

REPORTED CRIME			
CRIMES AGAINST PERSONS	LAPD	LASD	FYTD
Homicide	0	0	0
Rape	0	0	0
Robbery	12	3	74
Aggravated Assault	4	2	100
Aggravated Assault on Operator	2	1	25
Battery	17	2	241
Battery Bus Operator	7	2	99
Sex Offenses	4	0	34
SUB-TOTAL	46	10	573
CRIMES AGAINST PROPERTY	LAPD	LASD	FYTD
Burglary	0	0	1
Larceny	9	5	103
Bike Theft	0	0	7
Motor Vehicle Theft	0	1	4
Arson	0	0	1
Vandalism	6	1	63
SUB-TOTAL	15	7	179
CRIMES AGAINST SOCIETY	LAPD	LASD	FYTD
Weapons	0	1	26
Narcotics	3	7	101
Trespassing	1	1	12
SUB-TOTAL	4	9	139
TOTAL	65	26	891

LASD's Crimes per Sector		
Sector		FYTD
Westside	5	33
San Fernando	1	8
San Gabriel Valley	1	36
Gateway Cities	6	123
South Bay	13	143
Total	26	343

LAPD's Crimes per Sector		
Sector		FYTD
Valley Bureau		
Van Nuys	1	23
West Valley	5	21
North Hollywood	1	14
Foothill	1	6
Devonshire	1	5
Mission	0	9
Topanga	0	5
Central Bureau		
Central	9	89
Rampart	7	36
Hollenbeck	0	7
Northeast	2	13
Newton	5	40
West Bureau		
Hollywood	1	31
Wilshire	5	26
West LA	0	14
Pacific	0	9
Olympic	8	53
Southwest Bureau		
Southwest	6	56
Harbor	0	6
77th Street	5	59
Southeast	8	25
Total	65	547

ARRESTS			
AGENCY	LAPD	LASD	FYTD
Felony	3	5	188
Misdemeanor	5	46	848
TOTAL**	8	51	1,036

CITATIONS			
AGENCY	LAPD	LASD	FYTD
Other Citations	0	71	1,018
Vehicle Code Citations	0	11	387
TOTAL	0	82	1,405

CALLS FOR SERVICE			
AGENCY	LAPD	LASD	FYTD
Routine	3	169	1,557
Priority	6	114	1,261
Emergency	0	5	102
TOTAL	9	288	2,920

DISPATCHED VS. PROACTIVE		
AGENCY	LAPD	LASD
Dispatched	11%	4%
Proactive	89%	96%
TOTAL	100%	100%

PERCENTAGE OF TIME SPENT ON THE BUS SYSTEM	
LAPD BUS	81%
LASD BUS	92%

LEGEND	
Los Angeles Police Department	
Los Angeles County Sheriff's Department	

**Totals do not include arrests made due to an infraction.

UNION STATION

ATTACHMENT C

MONTHLY UPDATE ON TRANSIT POLICING PERFORMANCE - APRIL 2023

REPORTED CRIME		
CRIMES AGAINST PERSONS	LAPD	FYTD
Homicide	0	0
Rape	1	2
Robbery	1	6
Aggravated Assault	5	31
Aggravated Assault on Operator	0	0
Battery	17	117
Battery Rail Operator	0	0
Sex Offenses	0	9
SUB-TOTAL	24	165
CRIMES AGAINST PROPERTY	LAPD	FYTD
Burglary	0	4
Larceny	2	29
Bike Theft	0	3
Motor Vehicle Theft	0	0
Arson	0	0
Vandalism	1	14
SUB-TOTAL	3	50
CRIMES AGAINST SOCIETY	LAPD	FYTD
Weapons	3	5
Narcotics	2	3
Trespassing	10	37
SUB-TOTAL	15	45
TOTAL	42	260

ARRESTS		
AGENCY	LAPD	FYTD
Felony	3	35
Misdemeanor	36	138
TOTAL**	39	173

CITATIONS		
AGENCY	LAPD	FYTD
Other Citations	8	67
Vehicle Code Citations	0	7
TOTAL	8	74

CALLS FOR SERVICE		
AGENCY	LAPD	FYTD
Routine	11	97
Priority	66	491
Emergency	9	47
TOTAL	86	635

DISPATCHED VS. PROACTIVE	
AGENCY	LAPD
Dispatched	24%
Proactive	76%
TOTAL	100%

PERCENTAGE OF TIME SPENT AT UNION STATION	
LOCATION	LAPD
Union Station	72%

LEGEND

Los Angeles Police Department

**Totals do not include arrests made due to an infraction.

7TH & METRO STATION

ATTACHMENT C
MONTHLY UPDATE ON TRANSIT POLICING PERFORMANCE - APRIL 2023

REPORTED CRIME		
CRIMES AGAINST PERSONS	LAPD	FYTD
Homicide	0	0
Rape	0	1
Robbery	0	8
Aggravated Assault	0	10
Aggravated Assault on Operator	0	0
Battery	0	20
Battery Rail Operator	0	0
Sex Offenses	0	0
SUB-TOTAL	0	39
CRIMES AGAINST PROPERTY	LAPD	FYTD
Burglary	0	0
Larceny	0	2
Bike Theft	0	0
Motor Vehicle Theft	0	0
Arson	0	0
Vandalism	0	0
SUB-TOTAL	0	2
CRIMES AGAINST SOCIETY	LAPD	FYTD
Weapons	0	0
Narcotics	0	0
Trespassing	6	12
SUB-TOTAL	6	12
TOTAL	6	53

ARRESTS		
AGENCY	LAPD	FYTD
Felony	1	3
Misdemeanor	29	37
TOTAL**	30	40

CITATIONS		
AGENCY	LAPD	FYTD
Other Citations	14	25
Vehicle Code Citations	0	5
TOTAL	14	30

CALLS FOR SERVICE		
AGENCY	LAPD	FYTD
Routine	3	7
Priority	10	37
Emergency	3	6
TOTAL	16	50

DISPATCHED VS. PROACTIVE	
AGENCY	LAPD
Dispatched	14%
Proactive	86%
TOTAL	100%

PERCENTAGE OF TIME SPENT AT 7TH & METRO STATION	
LOCATION	LAPD
7th & Metro Station	76%

LEGEND
Los Angeles Police Department

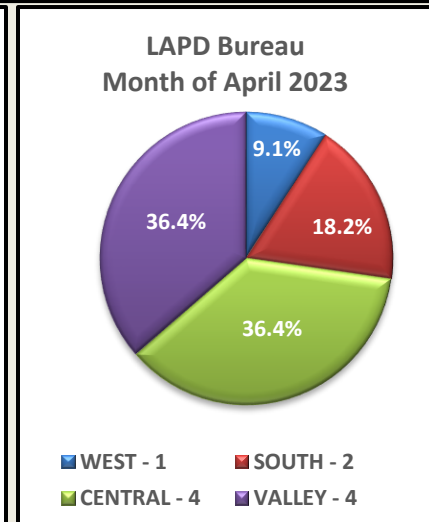
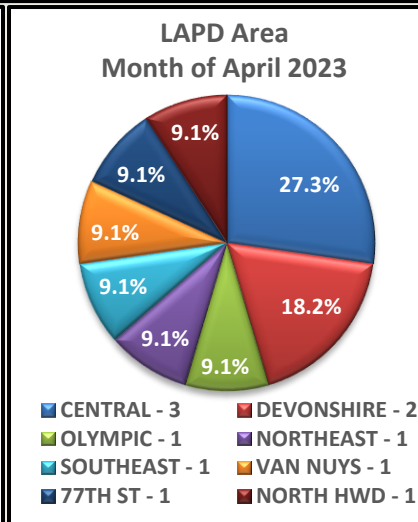
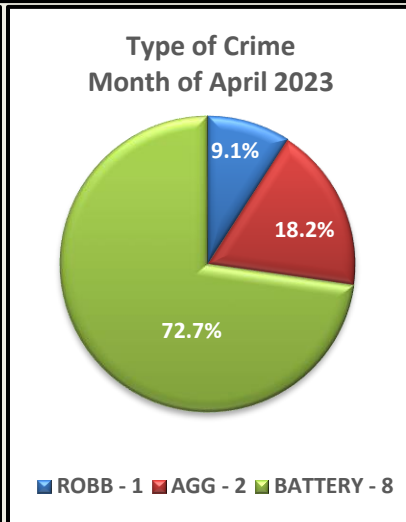
***Totals do not include arrests made due to an infraction.*



Los Angeles Police Department - Transit Services Division Monthly Bus / Rail Operator Assault Recap Report



APRIL 2023



DATE & TIME	BUS / RAIL# LOCATION	NARRATIVE	SUSP INFO	TRANSIENT AND / OR MENTALLY DISABLED	BARRIER UTILIZED
04/01/23 @ 1200 HRS	5 TH & Wall Bus # 8547 Line # 16	<p>BATTERY Suspect entered bus with food. Victim advised food was not allowed on the bus and an argument ensued. Suspect became enraged and spat on victim. Suspect exited bus and fled.</p> <p>INJURIES: Spit on face. To Nervous To Continue. NO ARREST</p>	M/B 40 YOA	Unkn Unkn	Unkn
04/01/23 @ 1700 HRS	Orange Line N. HWD Station Bus # 19501 Line 901	<p>ROBBERY Suspect entered bus and advised she left her property on another bus and asked victim to contact the other bus to retrieve her property. Victim parked the bus, exited and advised he was unable to contact another bus. Suspect became irate, entered bus, sat in the driver's seat and began pressing the brake pedals with her feet, while asking victim how to start the bus. Victim ordered suspect to get out of the bus. The suspect reached down to the floor board and retrieve victim's lunch box. Victim then spilled water on the dashboard, exited bus and swung victim's lunch box at victim. Suspect then removed victim's cell from victim's rear pocket and stated, "I'm going to take that." Suspect fled location.</p> <p>NO INJURIES. NO ARREST</p>	F/B 30 YOA	Yes Yes	No

Monthly Bus / Rail Operator Assaults Recap Report

April 2023

Page 2

DATE & TIME	BUS / RAIL# LOCATION	NARRATIVE	SUSP INFO	TRANSIENT AND / OR MENTALLY DISABLED	BARRIER UTILIZED
04/08/23 @ 1430 HRS	Venice & Broadway Bus # 8737 Line # 4	BATTERY Suspect entered bus with foul body odor. Victim asked suspect to exit and offered to return suspect's bus fare. Suspect accepted the returned bus fare and then spat in victim's face. INJURIES: Spit on face. NO ARREST	M/B 20 YOA	Yes Yes	Unkn
04/08/23 @ 0130 HRS	Orange Line Chatsworth Station Bus # 19512 Line # 901	BATTERY Victim arrived at the last stop and observed suspect sleeping. Victim approached victim and advised multiple times that he had to exit. Suspect did not respond. Victim tapped his feet and again asked suspect to exit. Suspect became angry, sat up from his seat and began to punch victim multiple times with a closed fist. Victim fell to the ground and suspect continued to punch and kick victim. Victim was able to exit bus. Suspect exited and punched victim's face. Victim raised his arms to protect himself. Suspect fled location. INJURIES: Facial Abrasions. NO ARREST	M/H 45 YOA	Unkn Unkn	N/A
04/10/23 @ 1918 HRS	3 rd Street & Grand Ave Bus # 3864 Line # 60	BATTERY Suspect asked victim if he was going to stop on Figueroa. Victim replied, "no." Suspect became irate and yelled profanities. Suspect then spat towards victim's face but only landed partially on victim's face due to the bus plastic barrier. Suspect exited bus and fled location. INJURIES: Spat on face. NO ARREST	M/H 20 YOA	Unkn Unkn	Yes
04/12/23 @ 1820 HRS	Van Nuys Bl & Ventura Bl Bus # 8488 Line # 761	Victim observed suspect enter bus in an irate manner. Victim advised suspect to calm down or exit the bus. Suspect approached victim, pulled out an aluminum baseball bat from a rolling luggage bag and swung the bat once at victim but only hit the plastic barrier. Suspect exited bus and engaged in a physical altercation with another person outside the bus. Suspect then approached the rear of the bus and struck two-glass windows causing damage. INJURIES: Bleeding thumb from broken glass. ARREST 04/25/23.	F/B 32 YOA	Yes Yes	Yes
04/13/23 @ 0635 HRS	Orange Line Chatsworth Station Bus # 1955 Line # 901	BATTERY Suspect entered bus and began yelling and trying to give victim directions. As victim pulled away from the bus stop, suspect lost his balance and hit his shoulder on the bus polls. Suspect became more upset and continued to yell at victim. Suspect grabbed a bag of face mask and threw them at victim, hitting victim's face as he drove. Suspect continued to threaten victim stating he would beat victim up. INJURIES: Facial Pain. To Nervous To Continue. ARREST	M/B 48 YOA	Unkn Unkn	No

Monthly Bus / Rail Operator Assaults Recap Report

April 2023

Page 3

DATE & TIME	BUS / RAIL# LOCATION	NARRATIVE	SUSP INFO	TRANSIENT AND / OR MENTALLY DISABLED	BARRIER UTILIZED
04/17/23 @ 0805 HRS	Normandie & Santa Monica Bus # 4044 Line # 4	BATTERY Suspect entered bus and sat on the emergency safety box. Victim advised suspect to move due to it being against policy. Suspect became irate and began to argue with victim. Victim advised suspect he had to exit bus. Suspect refused. Victim stepped out the bus and waited for a supervisor to arrive. Victim accidentally stepped on suspect's foot. Suspect then pushed victim and fled location. NO INJURIES. NO ARREST	F/W 33 YOA	Unkn Unkn	Unkn
04/18/23 @ 1145 HRS	Figueroa & Manchester Bus # 5805 Line # 115	ADW Victim drove bus and observed suspect riding a bicycle and following the bus. Victim stopped the bus and observed suspect take off his backpack and reached his hand into backpack. Victim found this concerning and continued to drive bus. Victim observed suspect continue riding his bike and follow bus. Suspect then approached the front of the bus and began to yell at victim tell her she was driving slow. Victim then heard a loud noise followed by the driver side window shattering. Fearful, victim continued to drive until she was able to pull over at Manchester & Figueroa. Officers arrived and discovered a marble sized silver metal sphere on the bus floorboard. INJURIES: Victim suffered superficial cuts from the shattered glass. Victim transported by RA to Centinela Hospital. NO ARREST	M/B 30 YOA	Unkn Unkn	N/A
04/27/23 @ 0030 HRS	Vermont & Beverly Bus # 9543 Line# 204	BATTERY Victim stopped the bus due to an unruly passenger. Suspect became angry and demanded victim continue to operator bus. Suspect approached the plastic barrier and swung his fist around the barrier and attempted to strike victim. Victim opened the barrier causing suspect to back up and as victim stoop up to defend himself, suspect walked away from the driver and towards the back of the bus. Suspect eventually exited bus and fled location. NO INJURIES. NO ARREST	M/B 30 YOA	Unkn Unkn	Yes
04/08/23 @ 1055 HRS	Imperial Hwy & Figueroa St Bus # 1594 Line # 81	BATTERY Victim stopped at the designated bus stop to pick up suspect. Suspect entered bus and stated, "I do not have money," followed by screaming profanities towards victim. Victim told suspect to exit bus. Suspect then spat on victim, making contact with victim's eyes. Suspect exited bus and fled location. INJURIES: Spit on Eyes. To Nervous To Continue. NO ARREST			



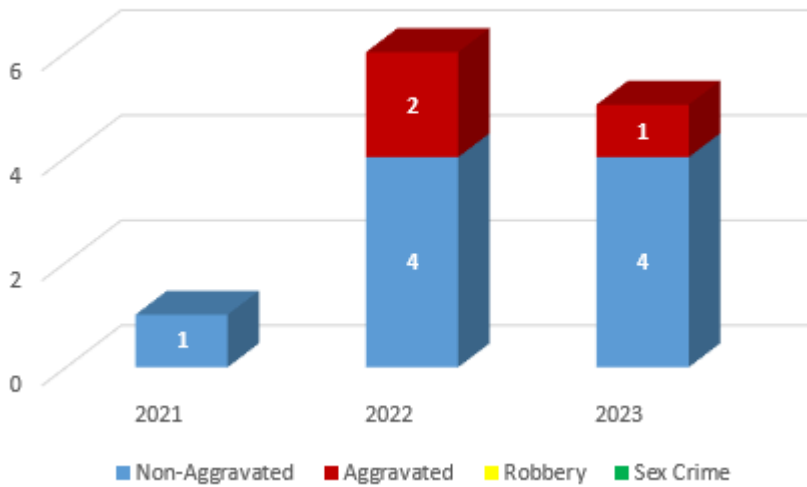
Monthly Bus/Rail Operator Assault Report



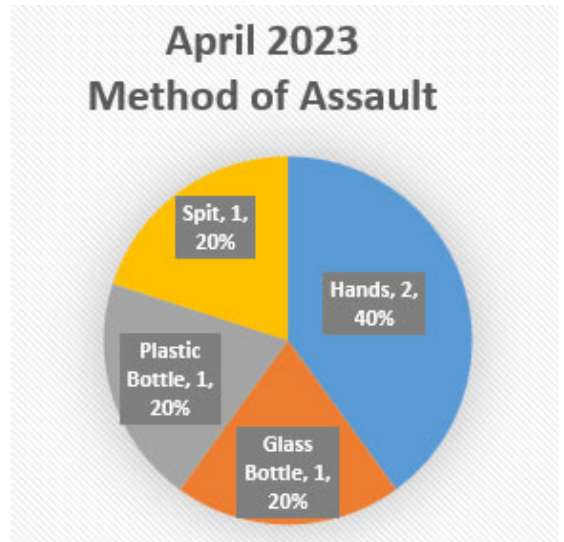
April 2023

April Bus/Rail Operator Assaults

April 2021 - 2023 Assaults



April 2023 Method of Assault



In April, there was one aggravated assault with an arrest, and 4 non-aggravated assaults with 1 arrest, 1 non-desirous, and 1 mentally ill suspect.

Date	Time	Line	Bus #	Narrative	Barrier
4/7/2023	7:59	L134	6055	Malibu 4/7 0750hrs - Sus transient female hit bus op - sus is mentally ill	Yes
4/13/2023	8:30	Train	N/A	Redondo Beach 4/13 0830hrs Sus MH/31yrs arrested for hitting rail op for waking him up on train	N/A (o)
4/13/2023	12:36	L246	1788	Carson 4/13 1236hrs Sus MB/25yrs spit on bus op when bus passed his stop - Op non-desirous	Yes
4/22/2023	14:40	L251	8566	South Gate 4/22 1440hrs Sus transient MH/58yrs arrested for throwing glass bottle at bus op	Yes
4/24/2023	13:00	Platform	N/A	Norwalk 4/24 1330hrs - Sus MB threw bottle at rail op	N/A (o)

*B (NU): Barrier installed, not used; N/A (o): Not applicable, assault occurred outside of barrier



System Security & Law Enforcement

Attachment E

Sexual Crime / Harassment Calls for Service April 2023

Calls related to sexual harassment are routed through Metro Transit Security Operations Center, which then transfers the caller to a free 24/7 hotline — Center for the Pacific Asian Family Inc., and Sister Family Services — that can provide more directed counseling. Between April 1st and April 30th, Metro Transit Security, LAPD, LASD, and LBPD received fifteen (15) incidents and referred all victims of sexual harassment to the above free hotlines.

April 2023 Incident Type & Totals					
	LAPD	LASD	LBPD	MTS	SSLE
Sexual Harassment	0	0	0	0	0
Sexual Battery	7	2	0	0	9
Lewd Conduct	1	0	0	0	1
Indecent Exposure	1	2	0	0	3
Rape	1	1	0	0	2
TOTAL	10	5	0	0	15

Counseling Information Provided	
	April 2023
YES	15
NO- If no, why?	0
Gone On Arrival	0
Did Not Have Info	0
Telephonic Report	0
Not Offered	0
Refused	0
Officer Witnessed Incident	0
TOTAL	15



System Security & Law Enforcement

Attachment E

Metro Partner	Call Type	Incident (Date/ Time)	Location of Occurrence
LAPD	Lewd Conduct	4/2/23 2330 hrs.	Red (Vermont/Beverly)
LAPD	Rape	4/2/23 0000 hrs.	Union Stn
LAPD	Sexual Battery	4/10/23 1020 hrs.	Bus #8763
LAPD	Sexual Battery	4/16/23 0515 hrs.	Red (Universal)
LAPD	Indecent Exposure	4/16/23 2217 hrs.	Red (7th & Metro)
LAPD	Sexual Battery	4/20/23 2100 hrs.	Red (Hollywood/Vine)
LAPD	Sexual Battery	4/23/23 2200 hrs.	Red Train #514 (Union)
LAPD	Sexual Battery	4/25/23 0737 hrs.	Line 204 (Unk bus)
LAPD	Sexual Battery	4/28/23 1330 hrs.	Orange Line (Unk bus)
LAPD	Sexual Battery	4/29/23 1150 hrs.	Blue (7th & Metro)
LASD	Sexual Battery	04/05/23 0100-0300hrs	Norwalk Station
LASD	Sexual Battery	04/20/23 1645hrs	Compton Station
LASD	Indecent Exposure	04/20/23 0400hrs	On train between 103rd and Imperial
LASD	Indecent Exposure	04/28/23 1730-1800hrs	On train between Monrovia and Duarte
LASD	Rape	04/29/23 2300hrs	On Train between Imperial and Firestone

Monthly Public Safety Update

Gina Osborn
Chief Safety Officer

Deployment Campaigns: April Updates

Drug-Free Metro Campaign

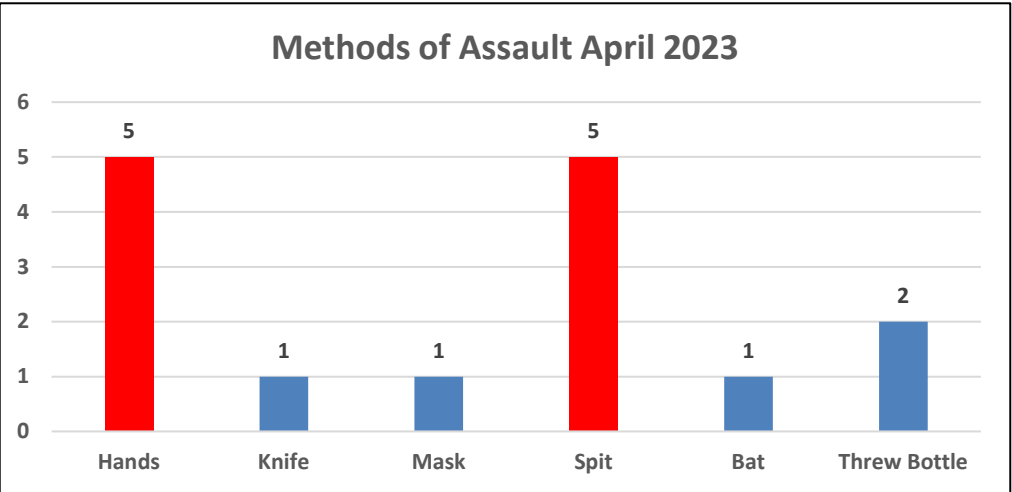
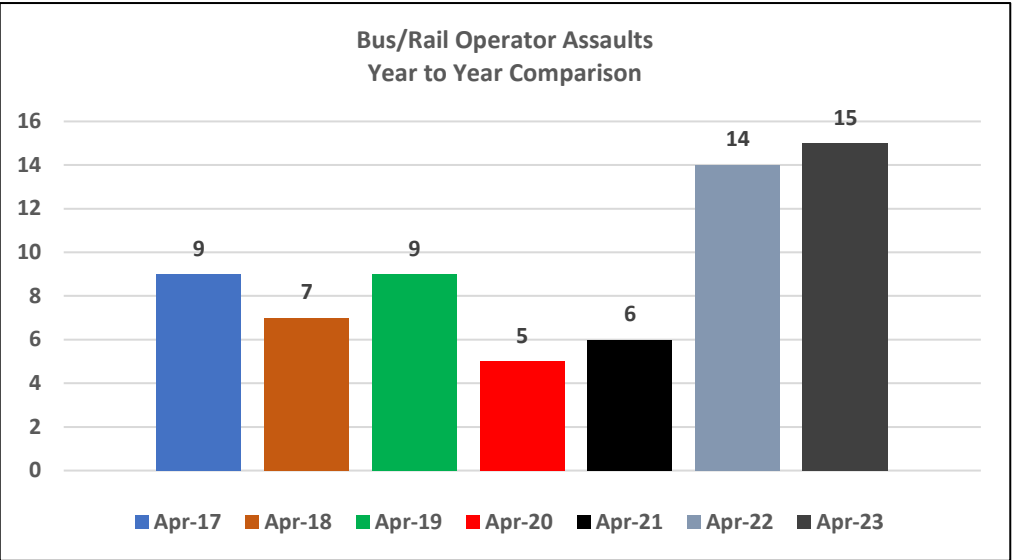
- 393 citations and 217 warnings issued by Metro Transit Security.
- 327 drug related arrests by law enforcement.
- A reduction of Customer Call Center complaints by 17%.
- Transit Watch App reporting on drug issues decreased by 30% in Week 11 when compared to Week 9.

B/D (Red/Purple) Line Supplemental Deployment

The first week of the deployment resulted in the following activities, which are tracked separately from the Drug-Free Metro Campaign:

- Citations: 107
- Warnings: 200
- Arrests: 45
- Ejections: 1,786
- Law Enforcement Homeless Outreach Teams
 - Outreach: 399 individuals
 - Acceptance of services: 225 individuals.

April 2023 Operator Assaults



- Bus/Rail **operator assaults decreased from 23 in March to 15 in April**
- Spitting and assaults with hands continue to be top methods of assault.
- Disorderly conduct and Other(suspect agitated prior to boarding) were the top reasons for incidents

Reason	Count
Other	3
Disorderly	5
Asked to Exit	2
Fare	1
Missed Stop	1
Policy/Food	1
Demand Stop	1
No Reason	1
Grand Total	15

April Public Safety Trends and Statistics

- During April, Metro experienced higher levels of law enforcement presence across the entire system in comparison to previous months, creating more visibility and rider compliance with Metro's Code of Conduct.
- Aggravated assault on the rail system showed a 10% reduction when compared to the prior year, however, there was a slight increase on the bus system.
- Property crimes remain low across the system, despite a slight increase compared to March 2023 (46 vs 49). The largest increase occurred on the bus system.
- Crimes Against Society increased to 61 versus 7 in April 2022.
- 389 trespassing arrests of those not using Metro for the purpose of transit, of which 371 (95%) occurred on the rail system.
- 65% of both trespassing and narcotics related arrests (253 and 40 respectively) occurred on the B/D (Red/Purple) Line.

Metro Ambassadors Update

SUPPORT

Metro Ambassadors continue to support riders, connect riders to resources, and report incidents or maintenance needs. They were deployed on the K Line, L Line (Gold), B Line, (Red), D Line (Purple), A Line (Blue), C Line (Green), and J Line (Silver), as well as bus lines 210, 40, 20, and 720.

Narcan Training: Since April 17, 2023, Ambassadors have been certified and equipped to carry and administer Narcan and reported two Narcan incidents to date:

- 4/20/2023 - North Hollywood Station
- 4/21/2023 - Hollywood / Vine Station

CONNECT

Conducted **51,865** customer interactions


REPORT

- 1,171 cleanliness issues
- 264 elevator and escalator problems
- 242 graffiti incidents
- 172 safety issues

Training Update:

- **13 trainees** successfully graduated from training on 4/28.

MACARTHUR PARK | CARE-CENTERED IMPROVEMENTS



Before & After: Lighting & CCTV upgrades in hiding spots previously used for illicit activity, improving elevator and end-of-platform



Record on-site enrollment (1,300+ new signups) in LIFE program (Low Income Fare is Easy)




Layered staffing approach includes Transit Ambassadors, TAP Blue Shirts, Homeless Outreach, Security and Law Enforcement






Before & After: Underutilized Park & Ride Lot repurposed into Mobile Health & Harm Reduction Clinic for people experiencing homelessness

MACARTHUR PARK | EARLY FINDINGS & NEXT STEPS

- Preliminary data shows a) measurable improvements to public safety, customer experience and operations, b) equitable outcomes and c) strong support from station users and vendors
 - Emergency swing gate misuse **-65% reduction**
 - Vandalism/graffiti **-55% reduction**
 - Valid faregate entries **+101% increase**
 - **Up to 95% station users support pilot improvements** (150+ riders surveyed, majority who live in station area)
 - Station Music and Transit Ambassadors had most riders stating this improvement “made the experience at the station much better”
 - 95% riders say the faregate compliance pilot has increased their safety waiting on the train platform
 - Surveyed vendors unanimously feel safer than before
- **July 2023:** Share detailed findings and recommendations, continue improvements to plaza level with new artwork, eliminating hiding areas and adding other aesthetic improvements to plaza level



Clean and available benches for Metro riders; stairwells now clear of illicit activity; cleaner track beds for reliable



Faregate compliance pilot with updated entrance/exit pathways, upgraded wayfinding and layered staffing has improved customer experience