

Gen. Col.
HD
62.17
1.676
2006
c.2

Los Angeles County Metropolitan Transportation Authority

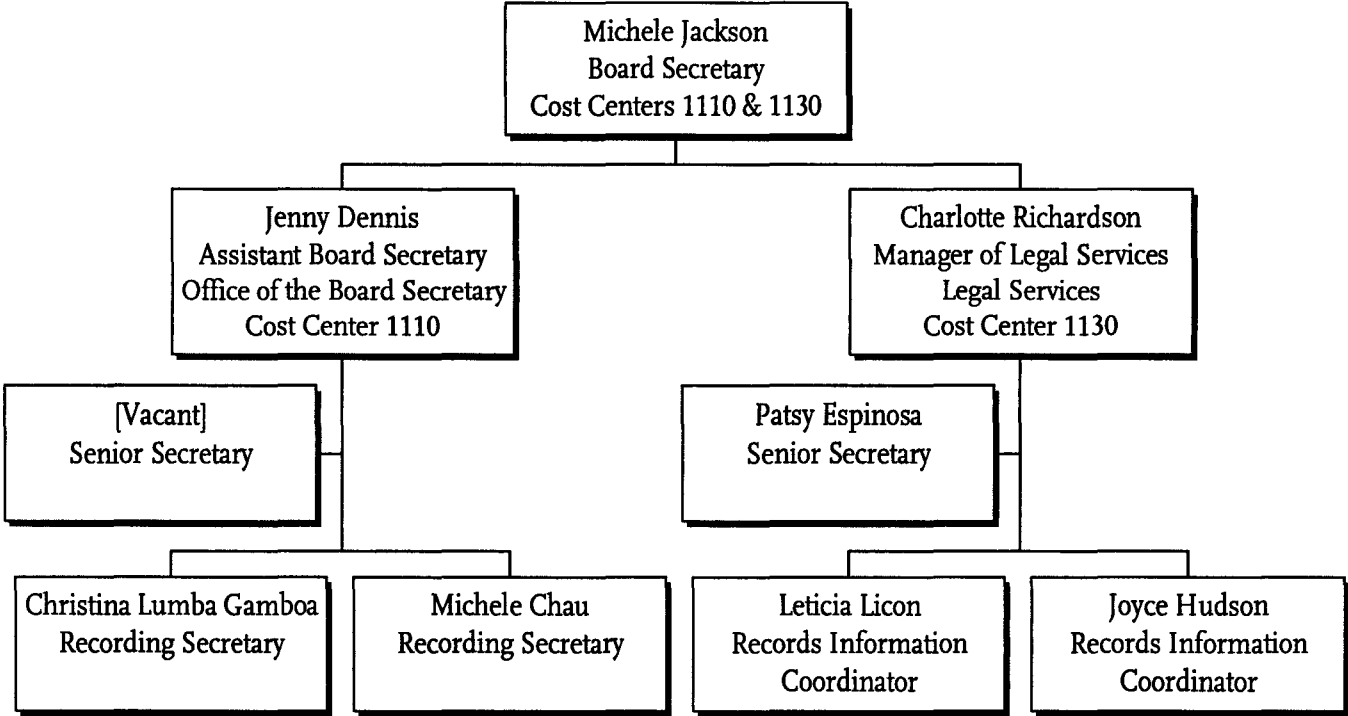
FY06 Organization Charts For the Fiscal Year Commencing July 1, 2005

**Board of
Directors**

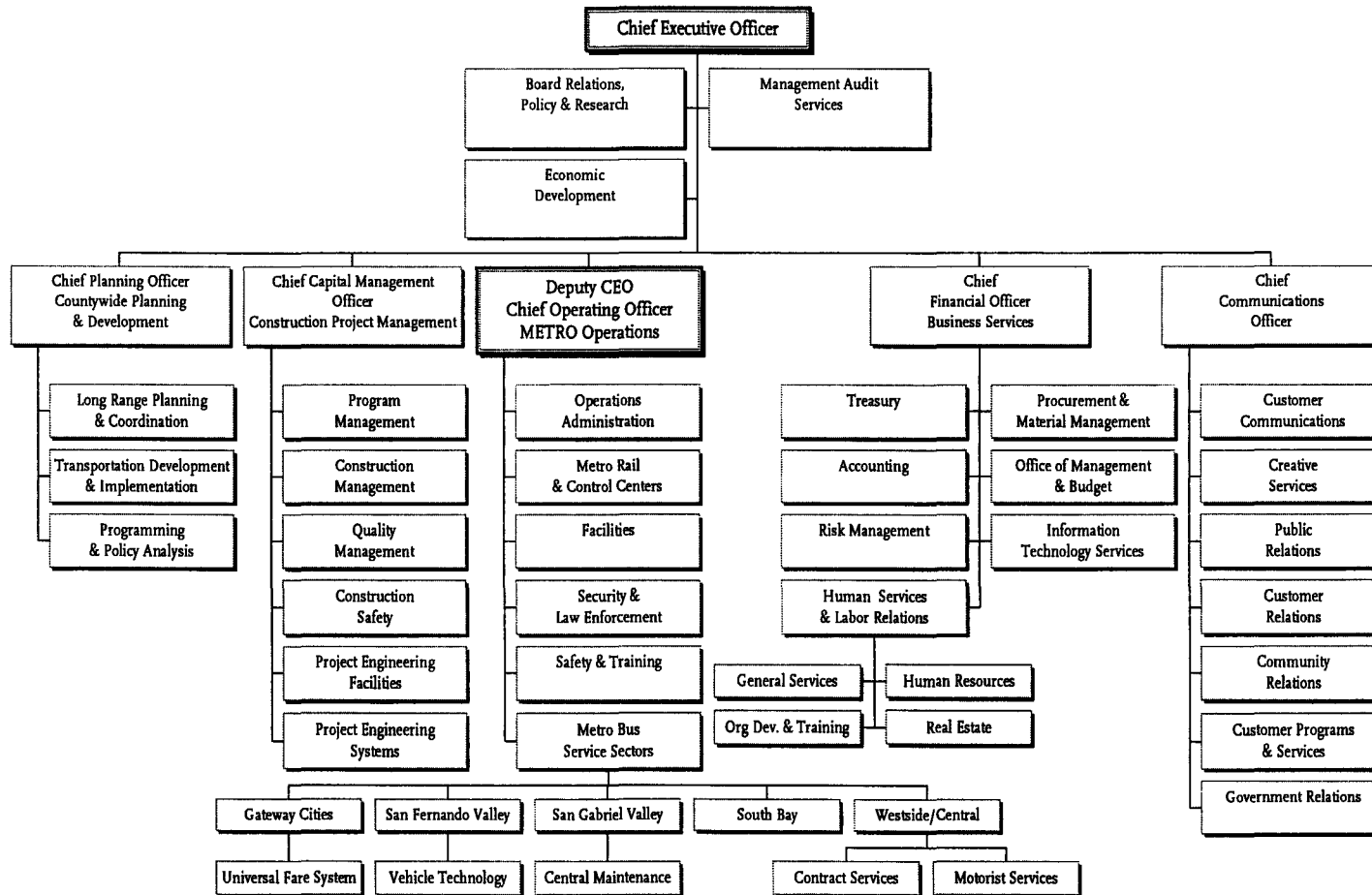
Los Angeles County
Metropolitan Transportation Authority
Board of Directors
Executive Office 1000



Board Secretary
Department 1100
Cost Centers 1110 & 1130



Chief Executive Office Department 2001

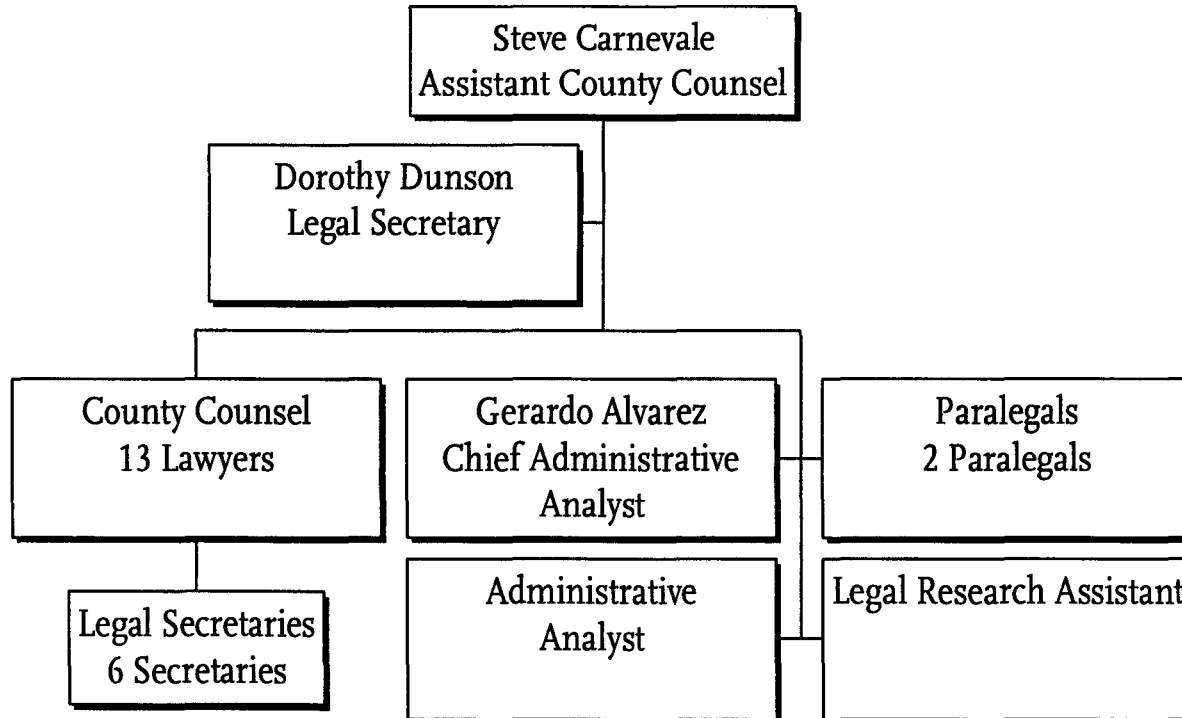


Board of Directors

Office of County Counsel

Department 1200

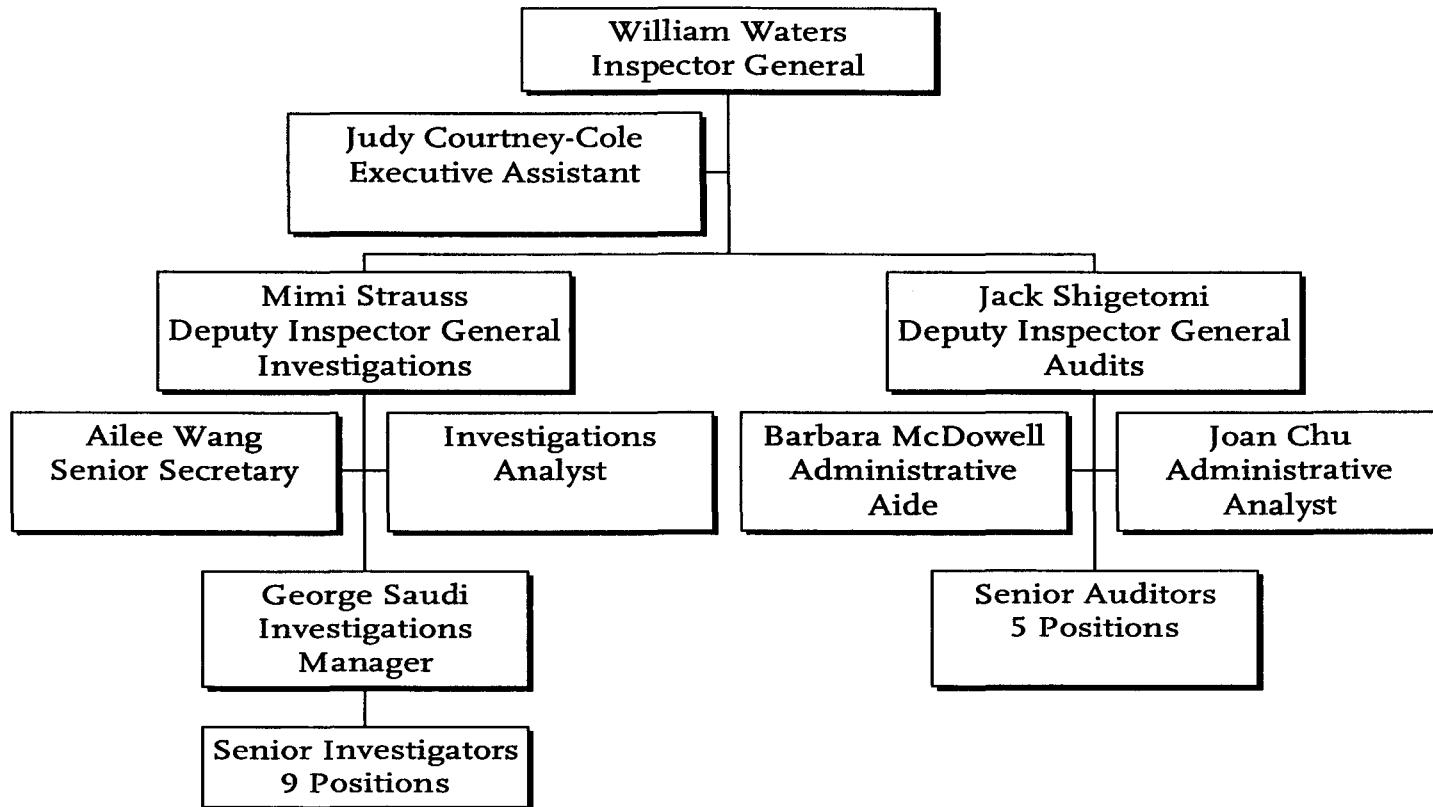
Cost Center 1210



Office of the Inspector General

Department 1300

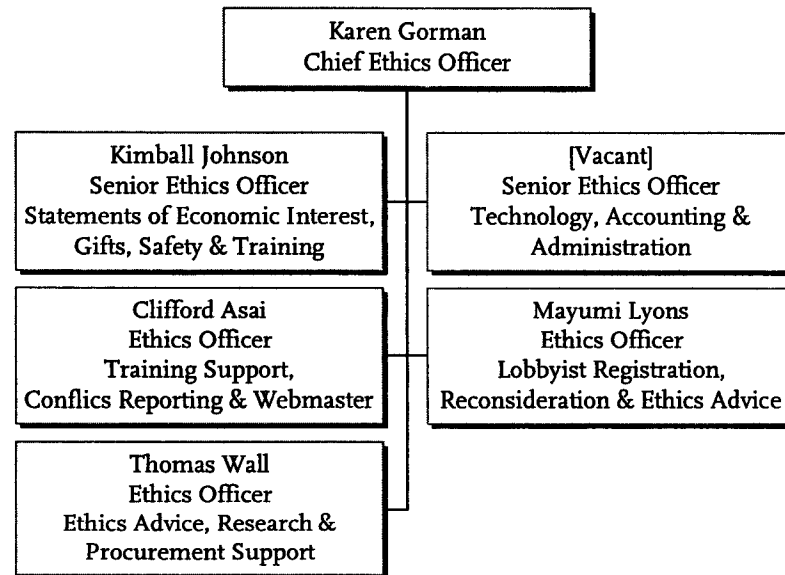
Cost Center 1310



Ethics Department

Department 1101

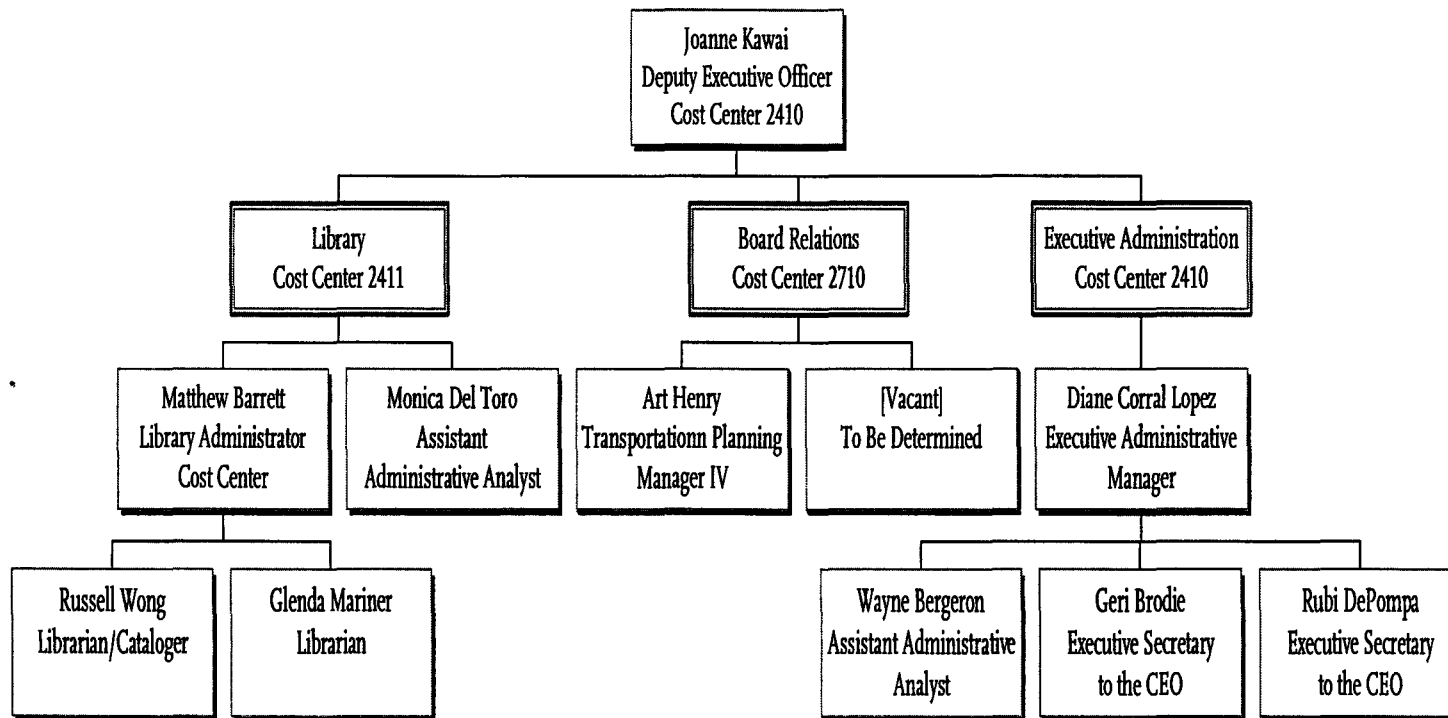
Cost Center 1120



Policy, Research & Library Services

Department 2401

Cost Center 2411

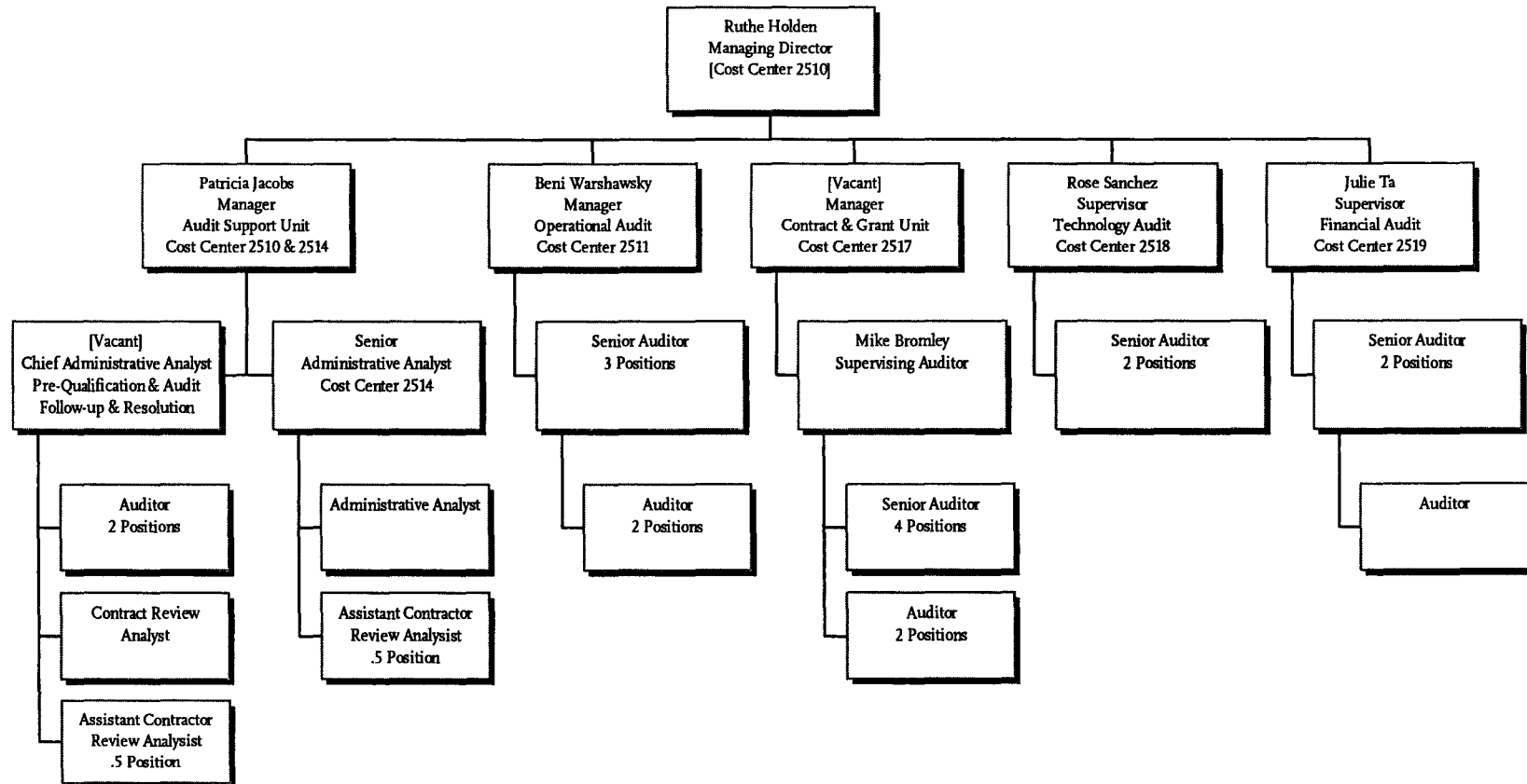


Board of Directors

Management Audit Services

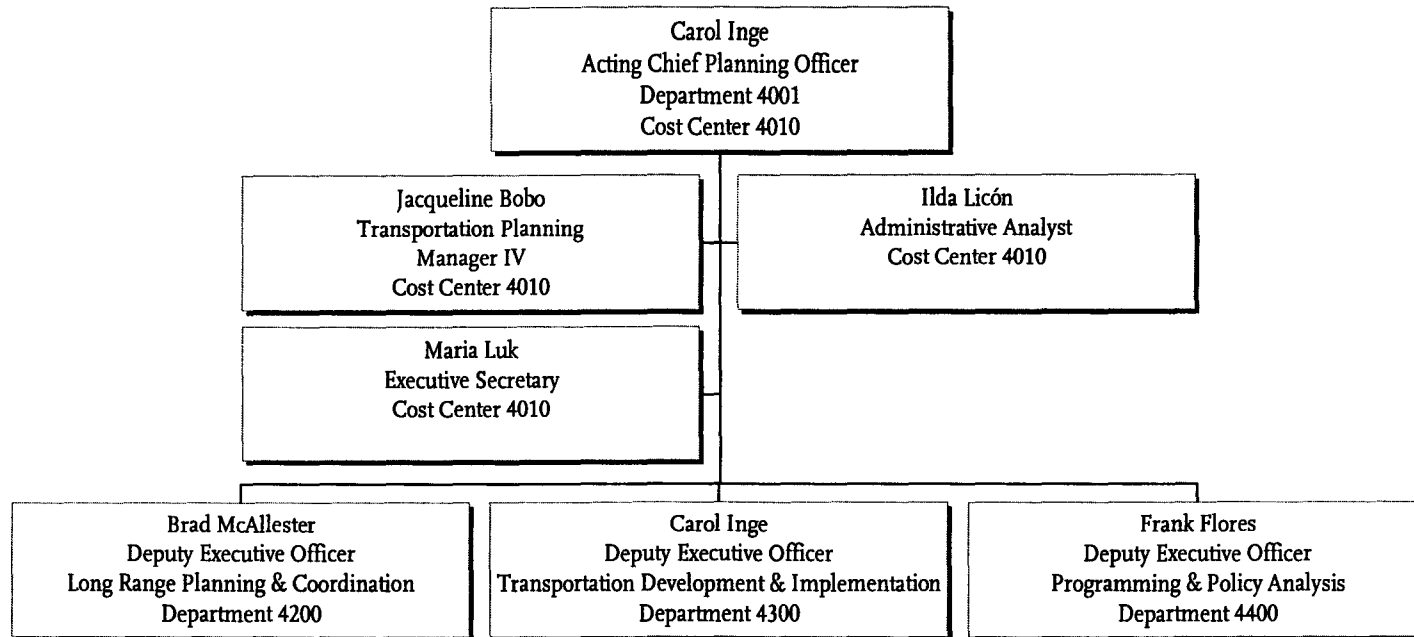
Department 2500

Cost Centers 2510, 2511, 2514, 2517

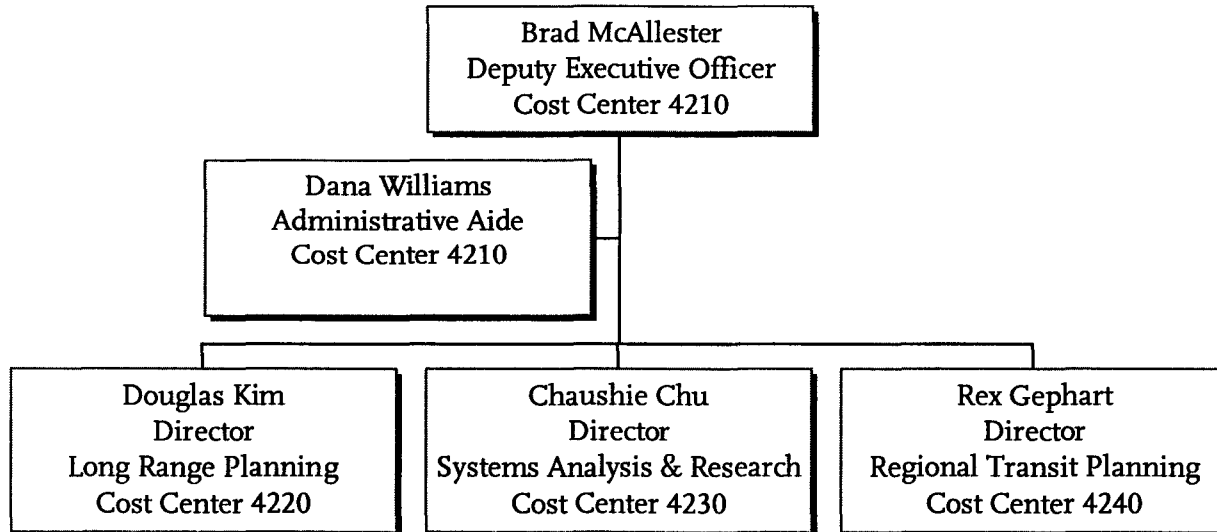


Countywide Planning & Development

Executive Office 4000

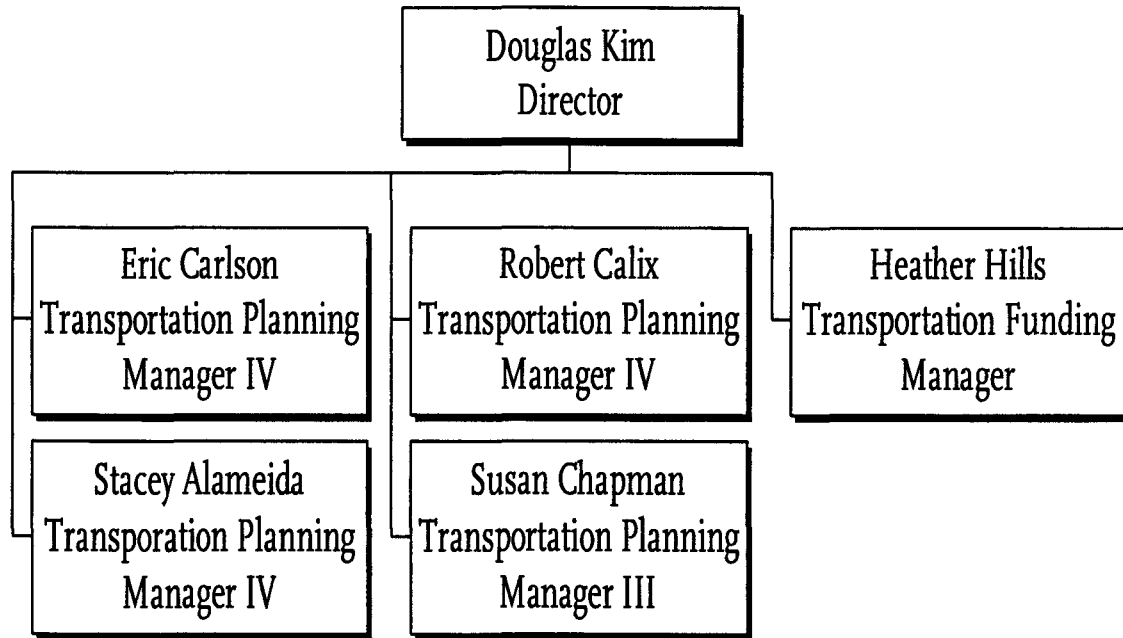


Long Range Planning & Coordination Department 4200



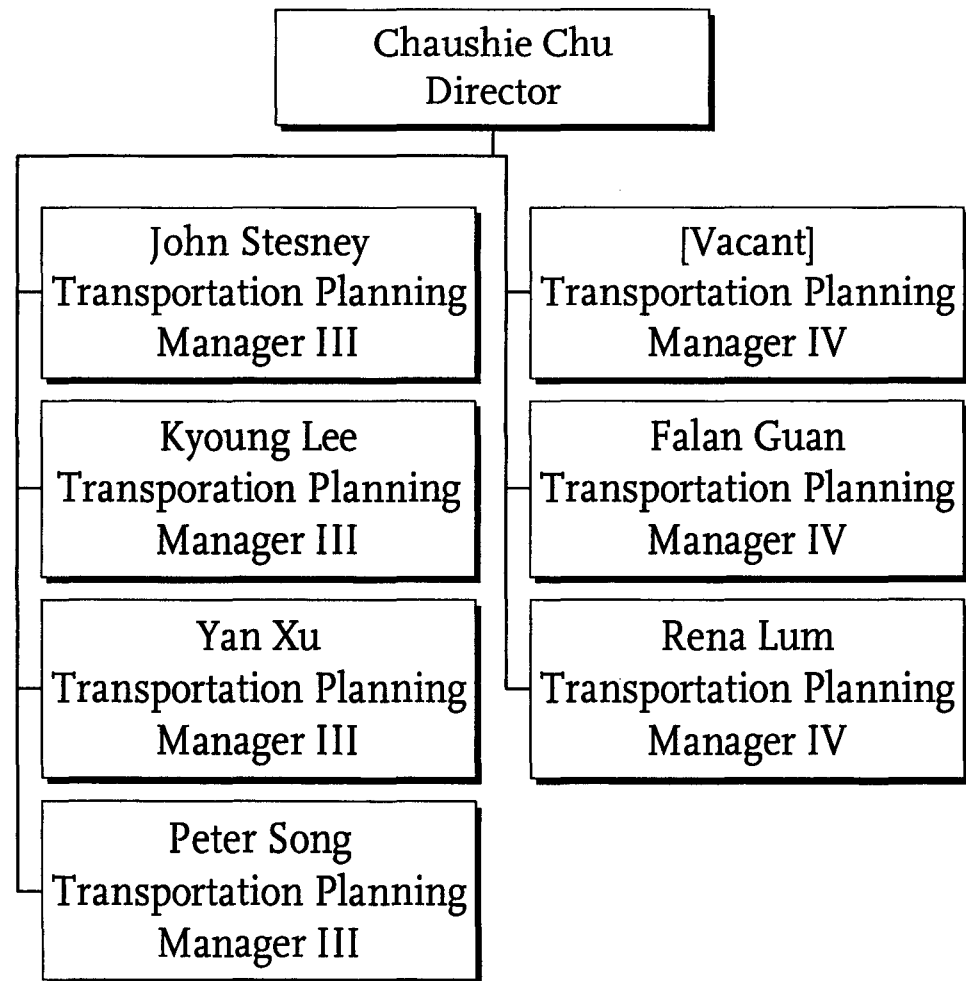
Long Range Planning

Cost Center 4230



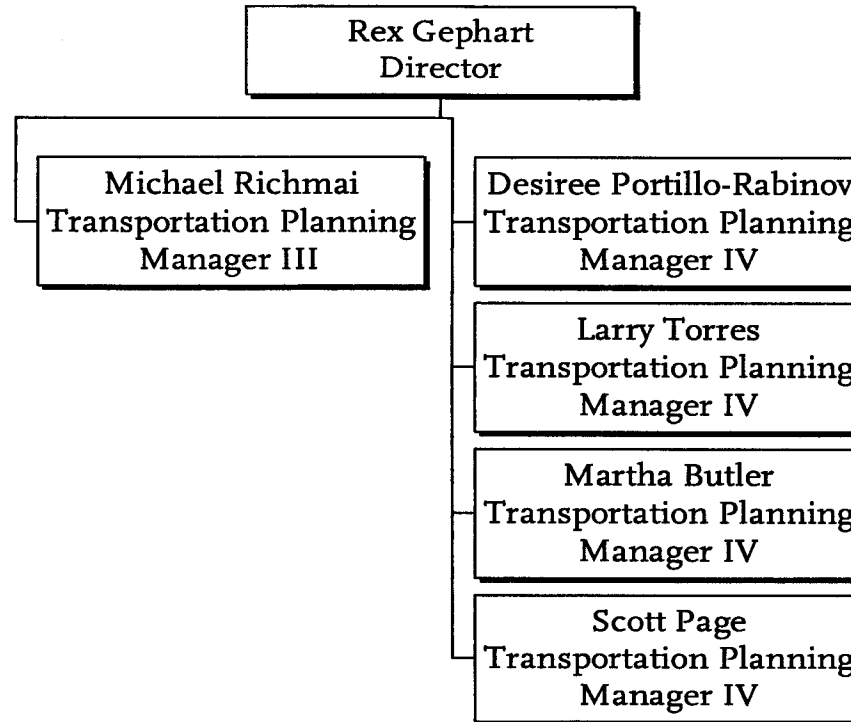
Systems Analysis and Research

Cost Center 4230

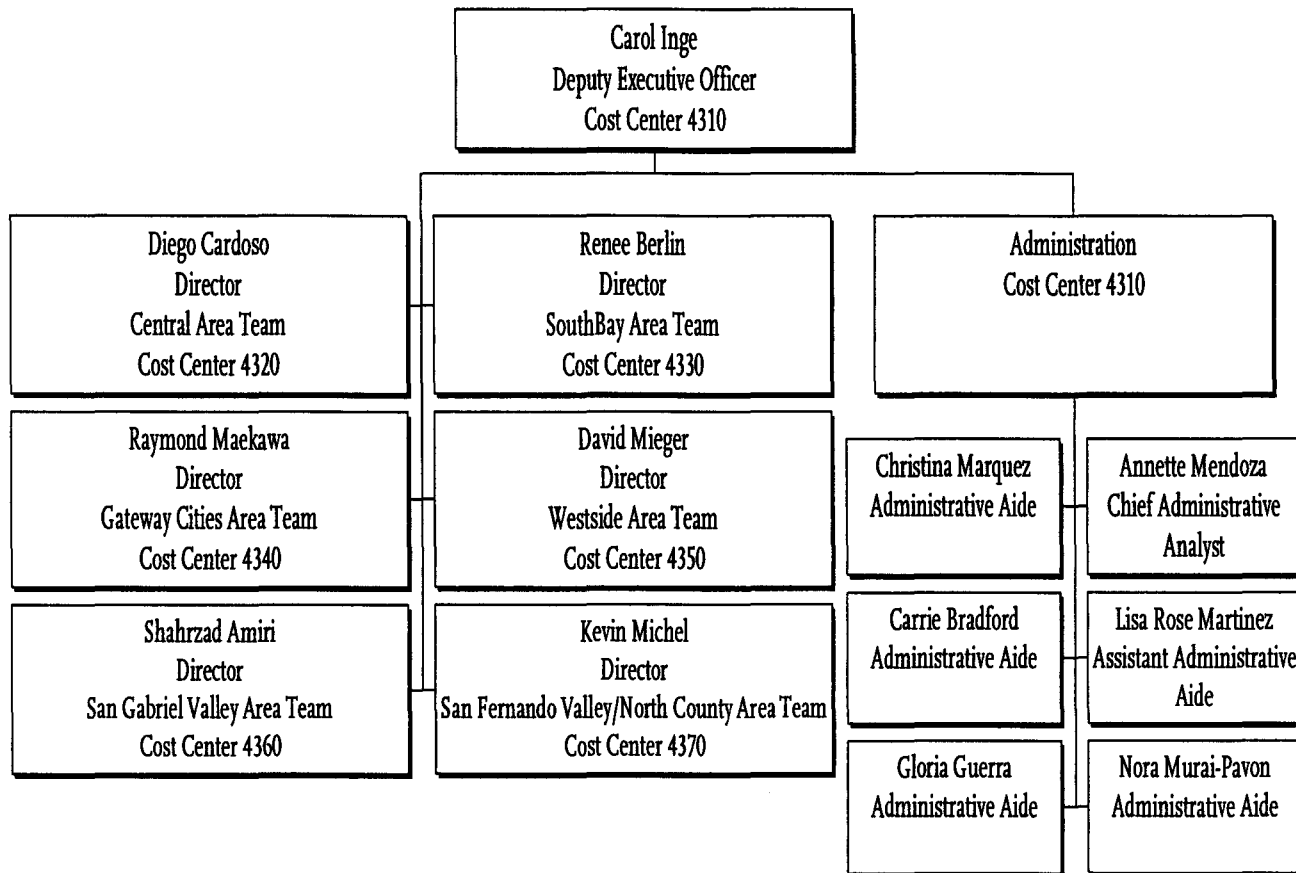


Regional Transit Planning

Cost Center 4240

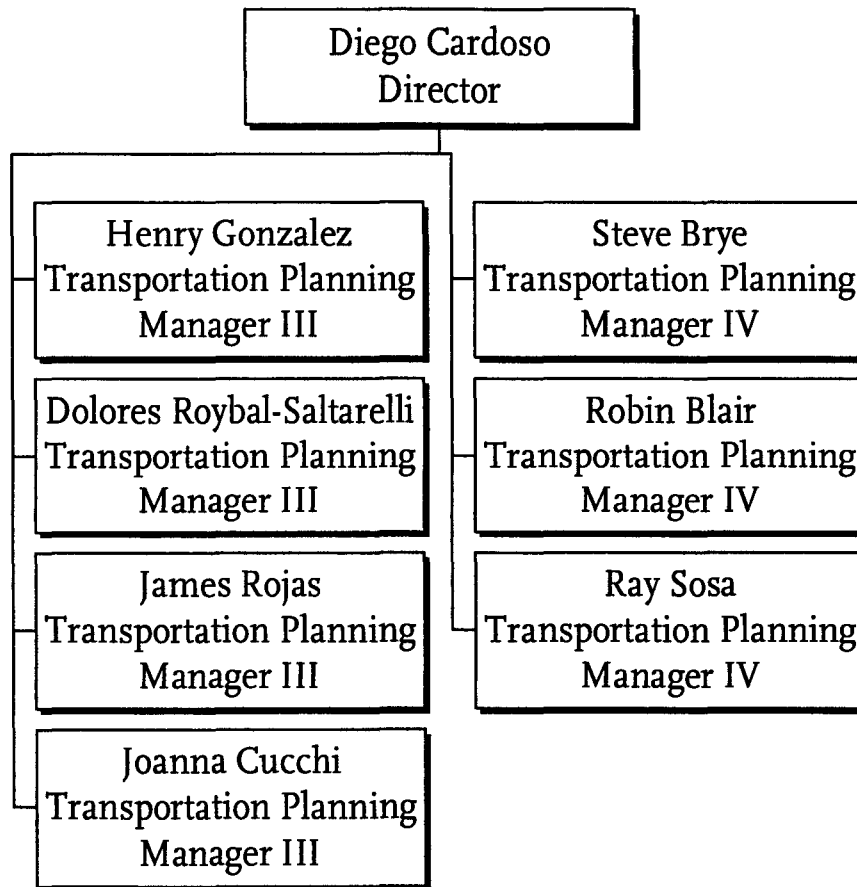


Transportation Development & Implementation Department 4300



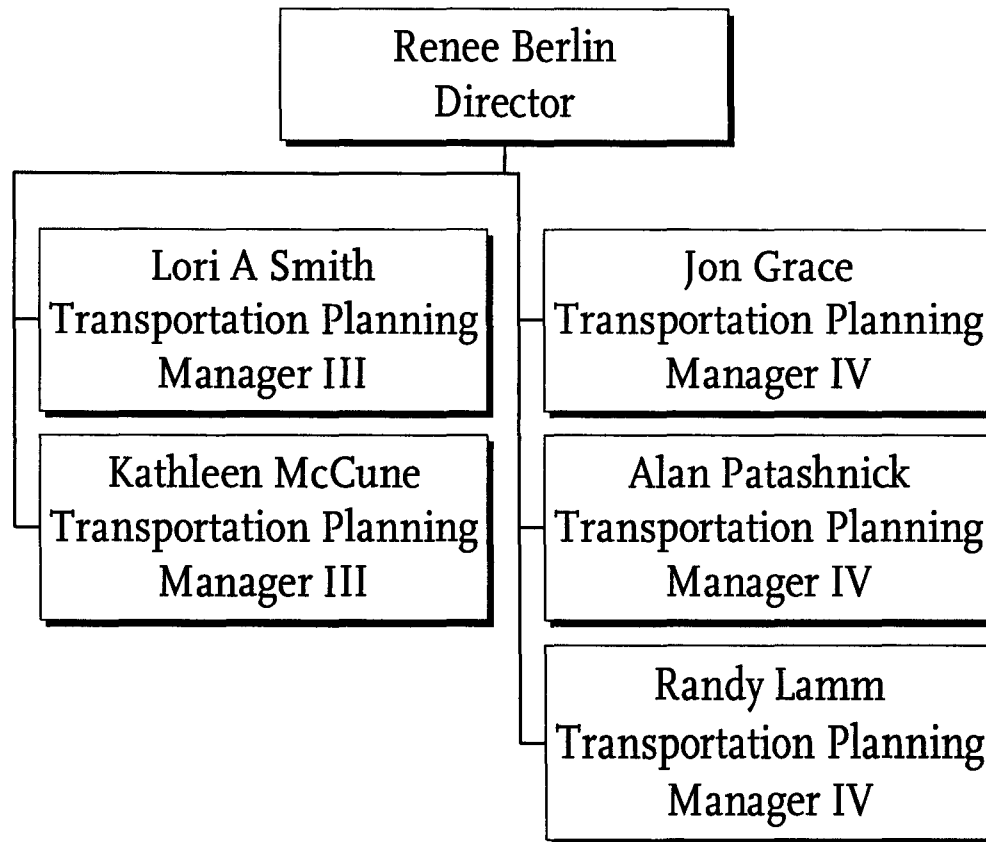
Central Area Team

Cost Center 4320



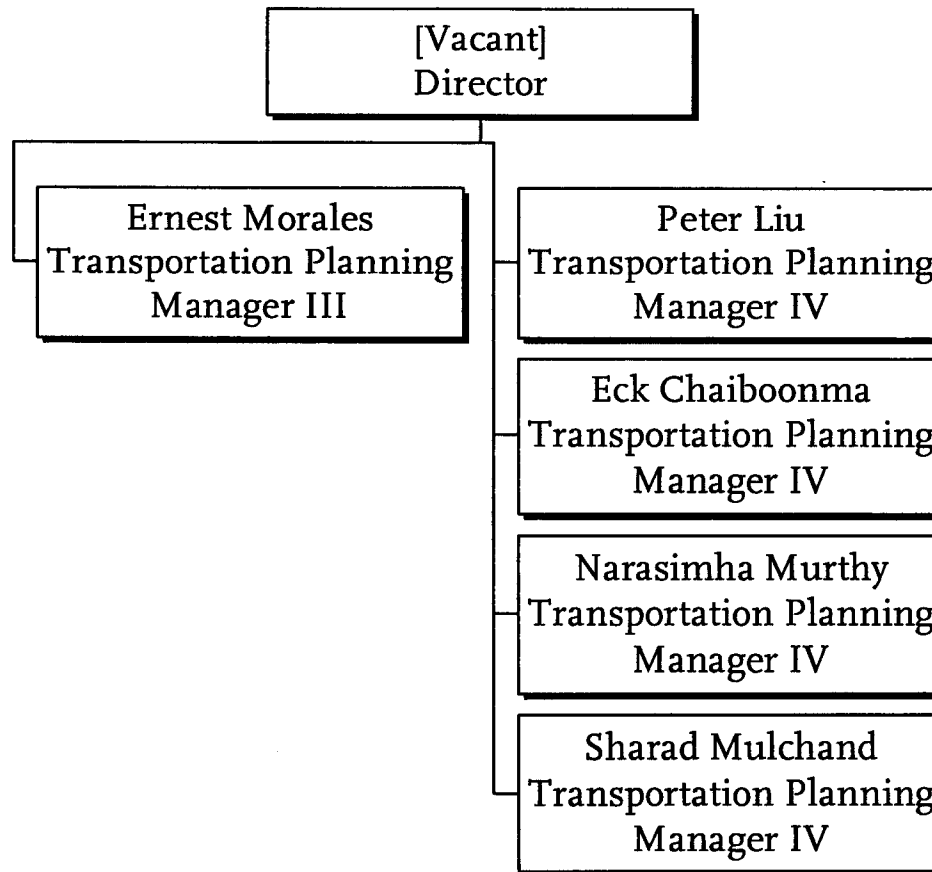
SouthBay Area Team

Cost Center 4330



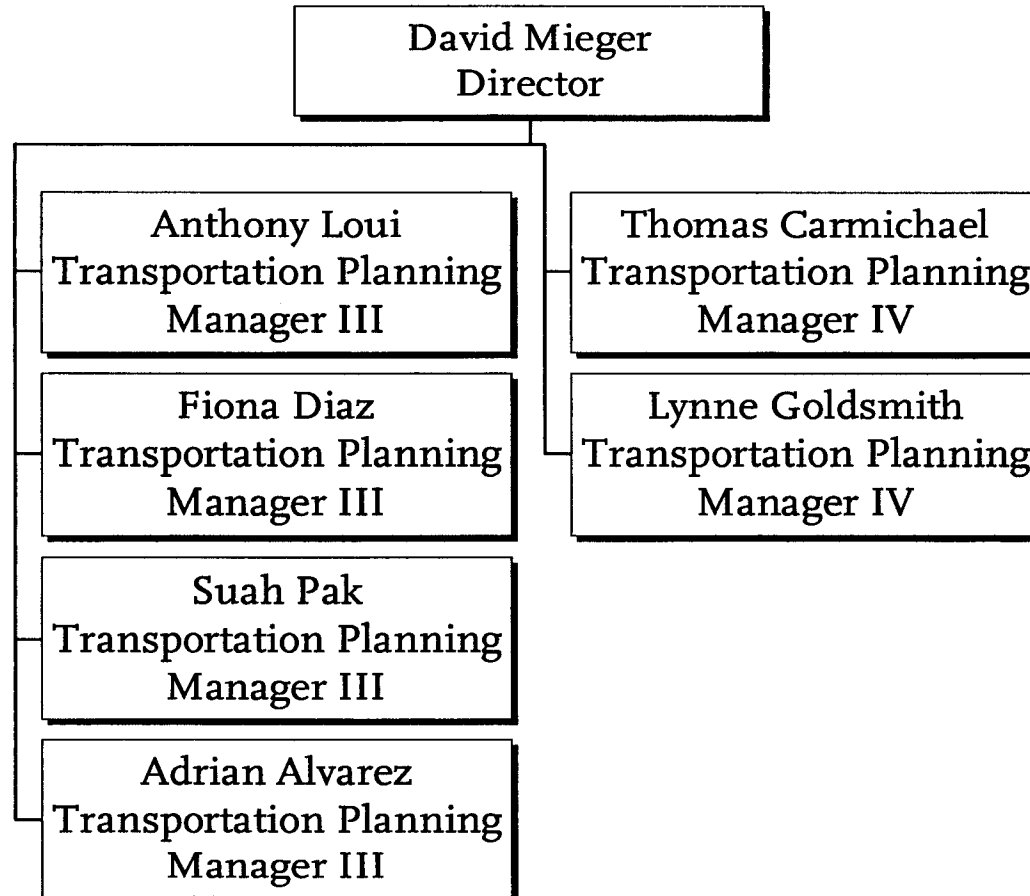
Gateway Cities Area Team

Cost Center 4340



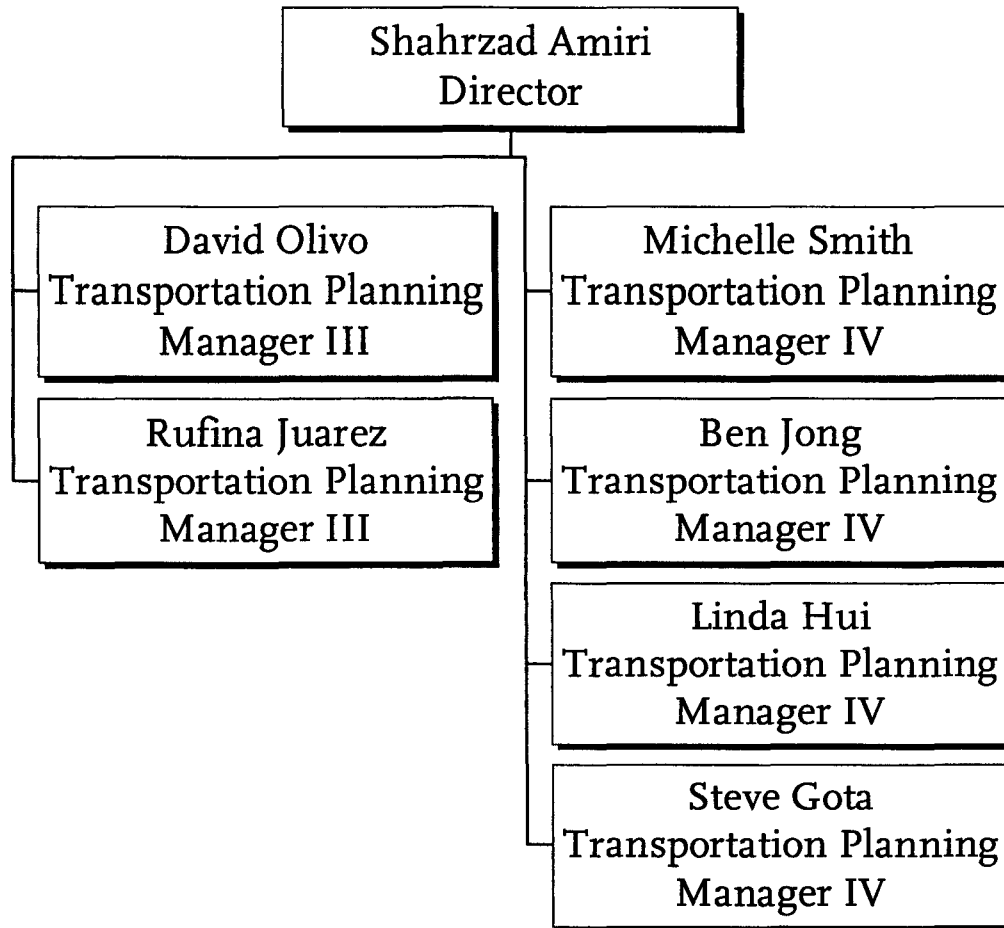
Westside Area Team

Cost Center 4350



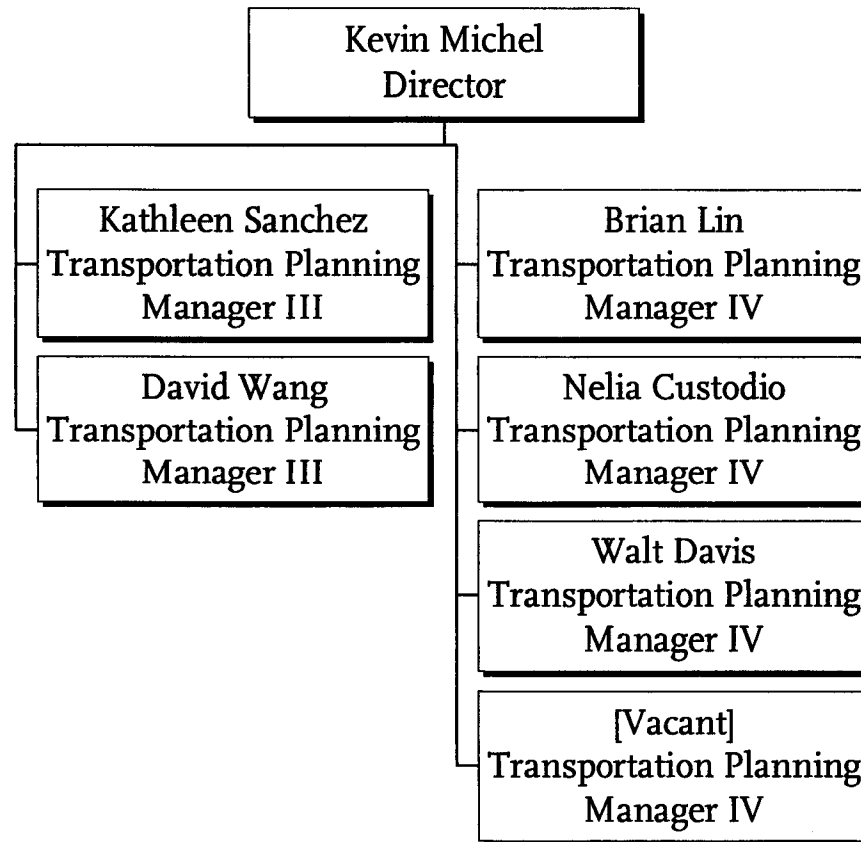
San Gabriel Valley Area Team

Cost Center 4360



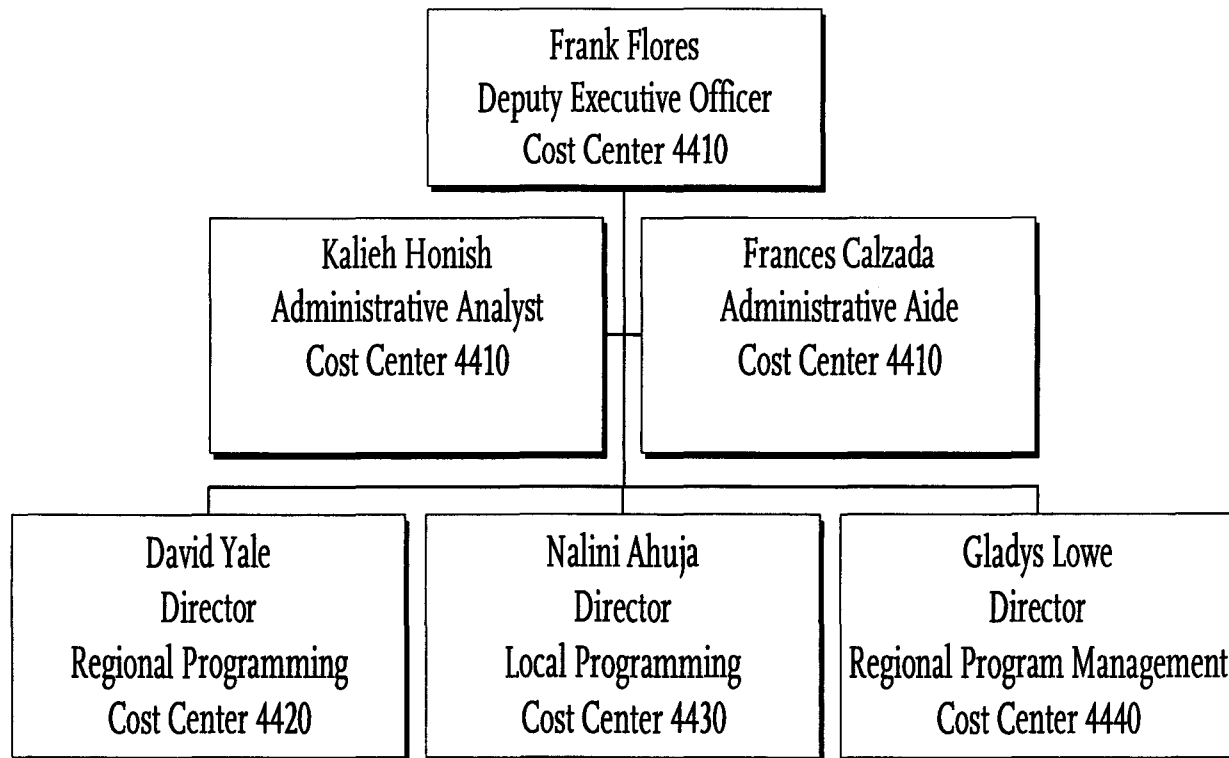
San Fernando Valley/North County Area Team

Cost Center 4370



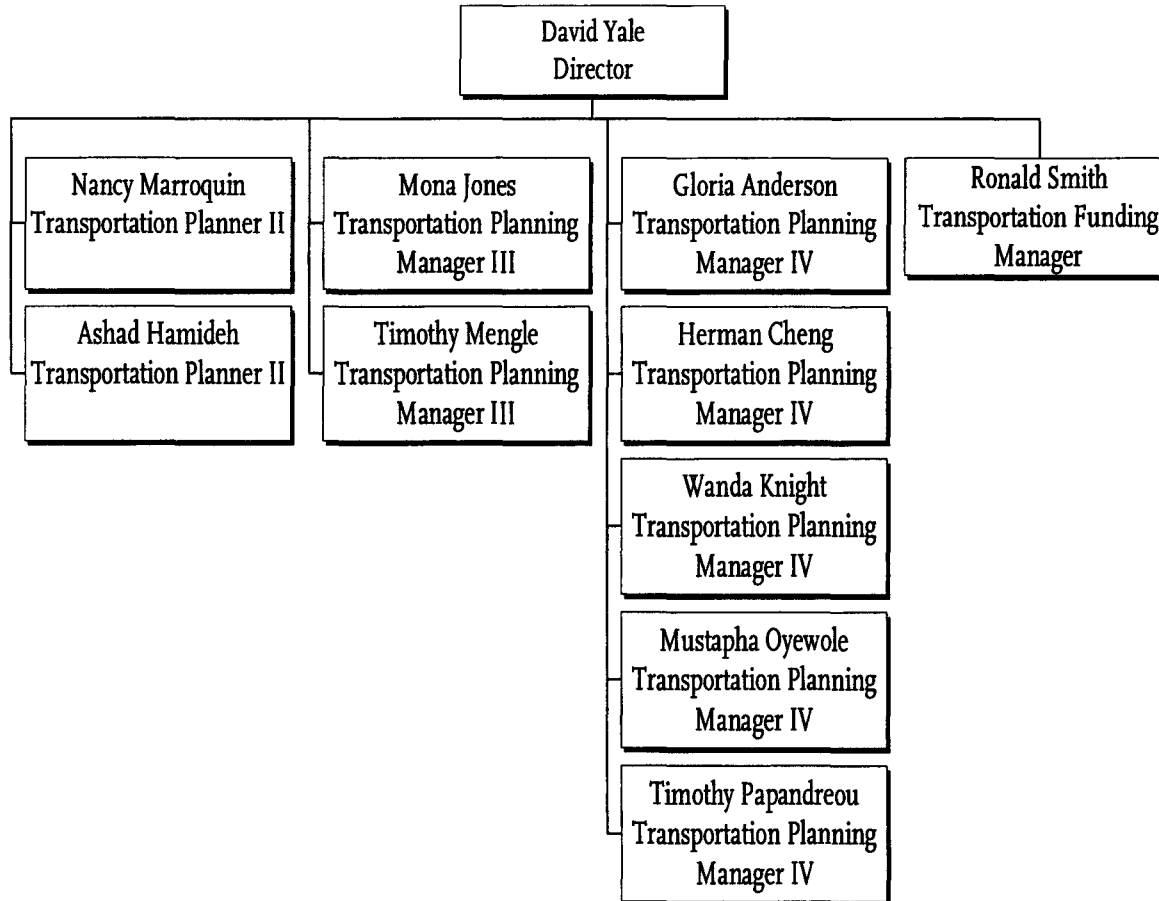
Programming & Policy Analysis

Department 4400



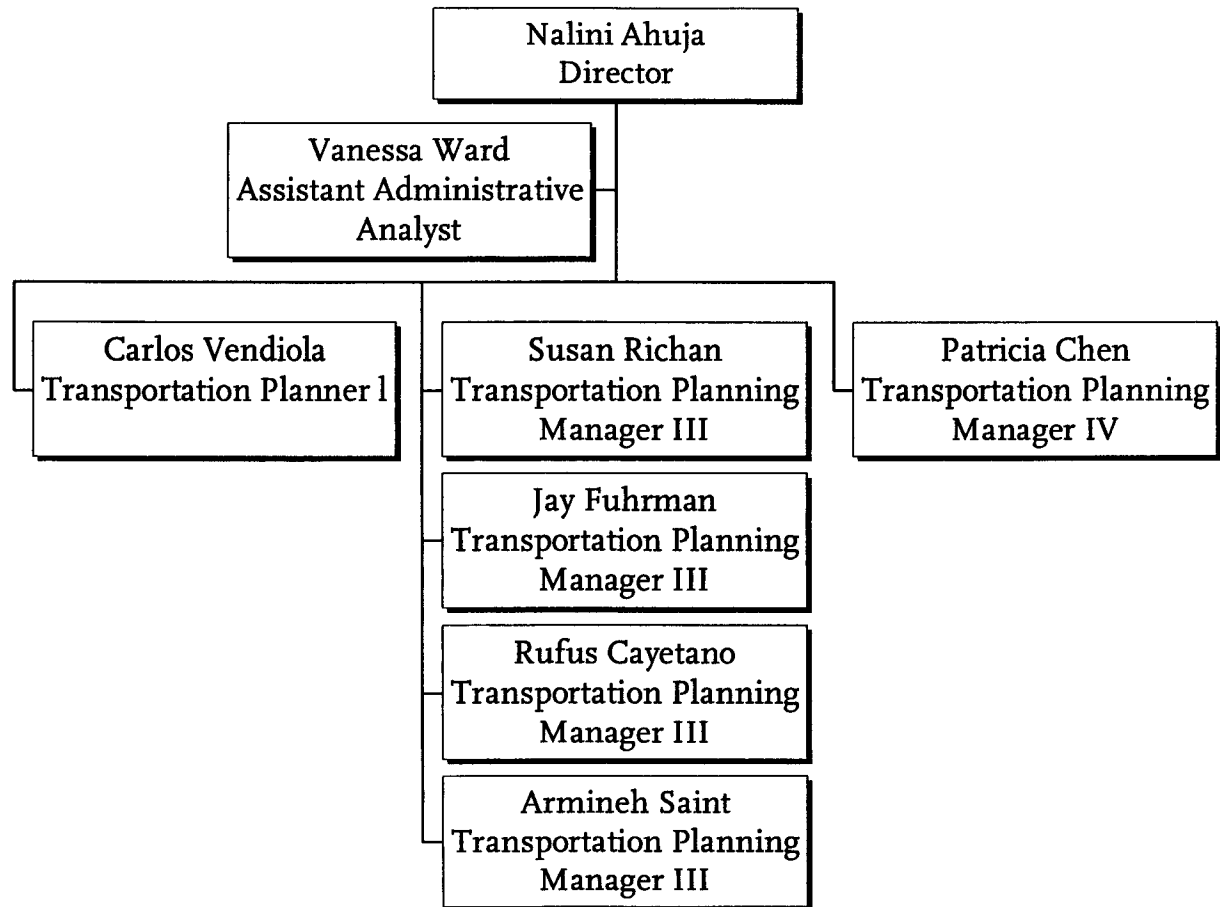
Regional Programming

Cost Center 4420



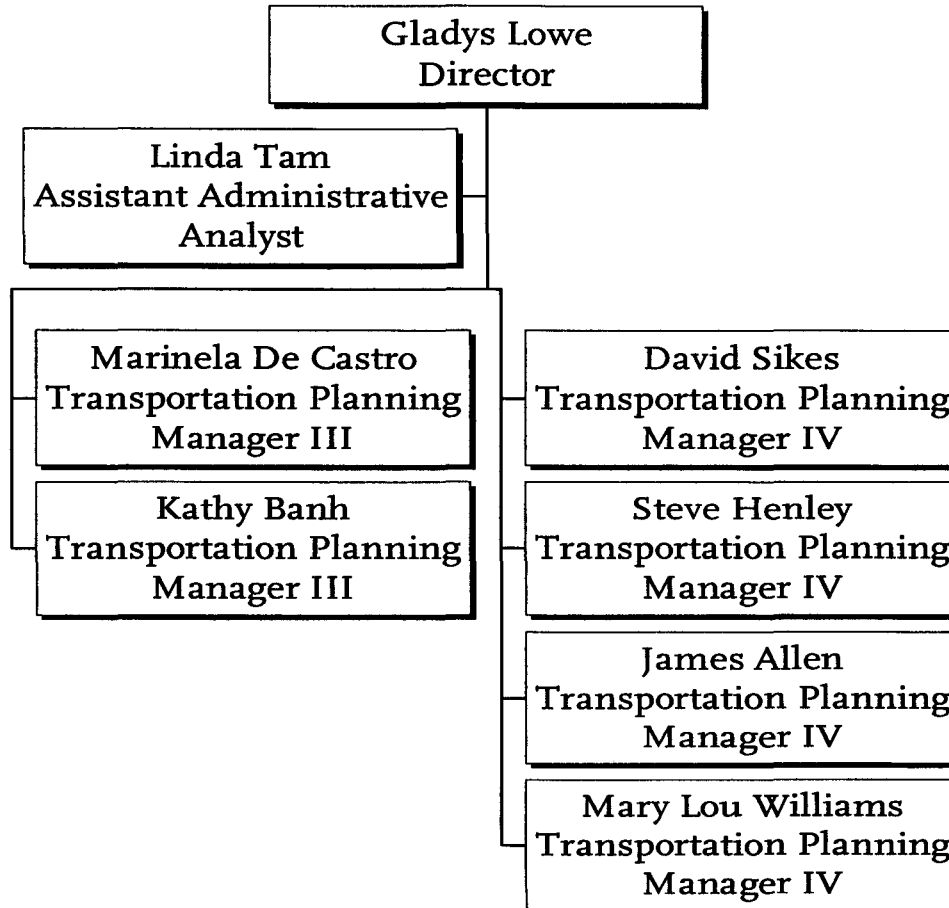
Local Programming

Cost Center 4430



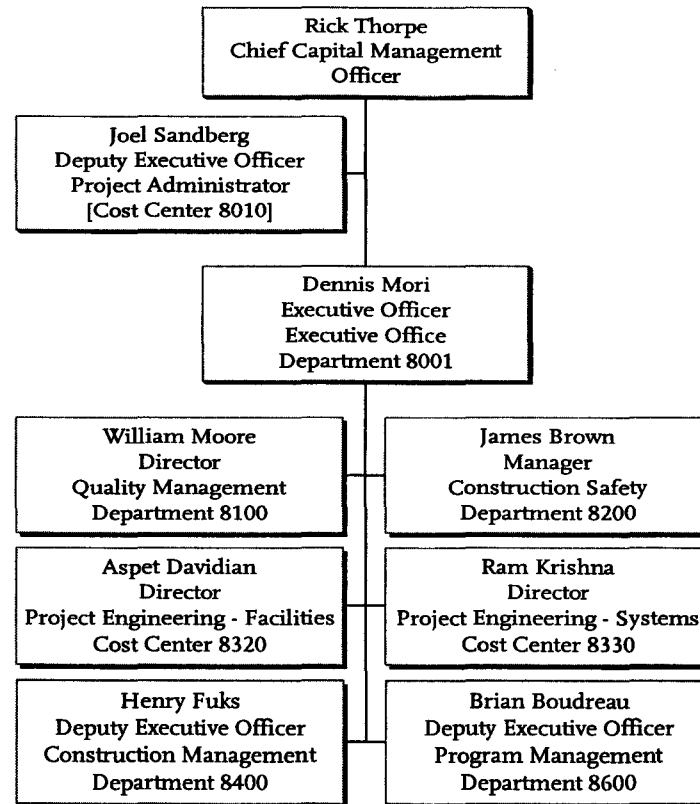
Regional Program Management

Cost Center 4440

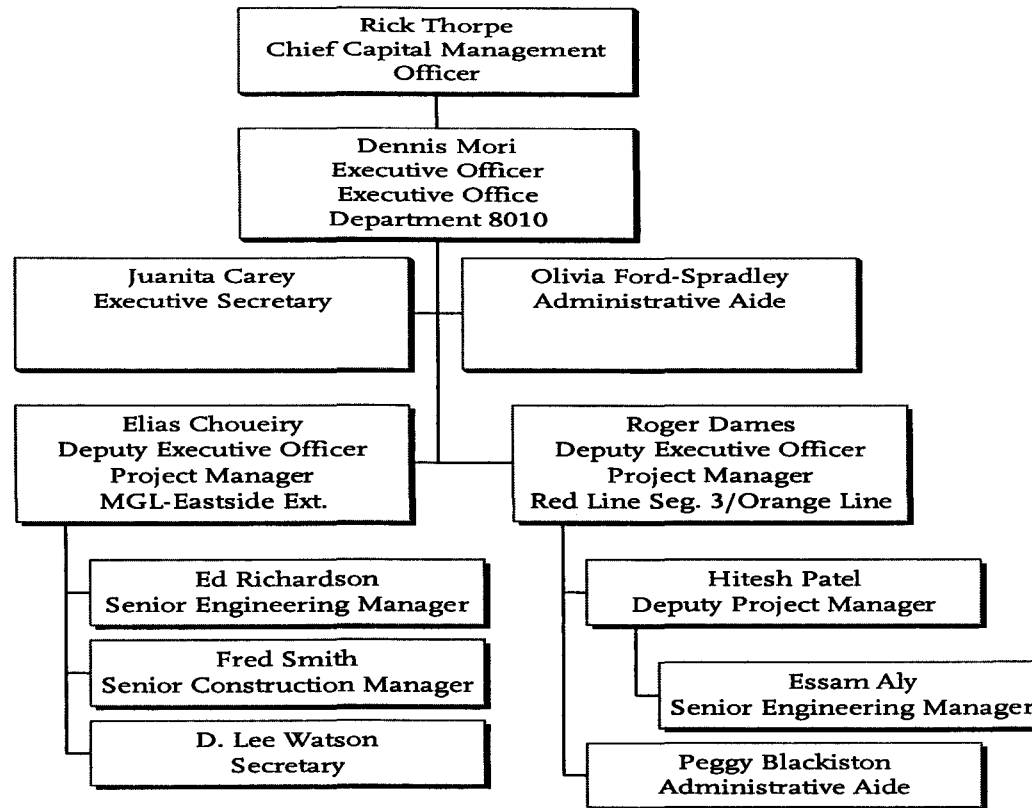


Construction Project
Management

Construction Project Management Executive Office 8000



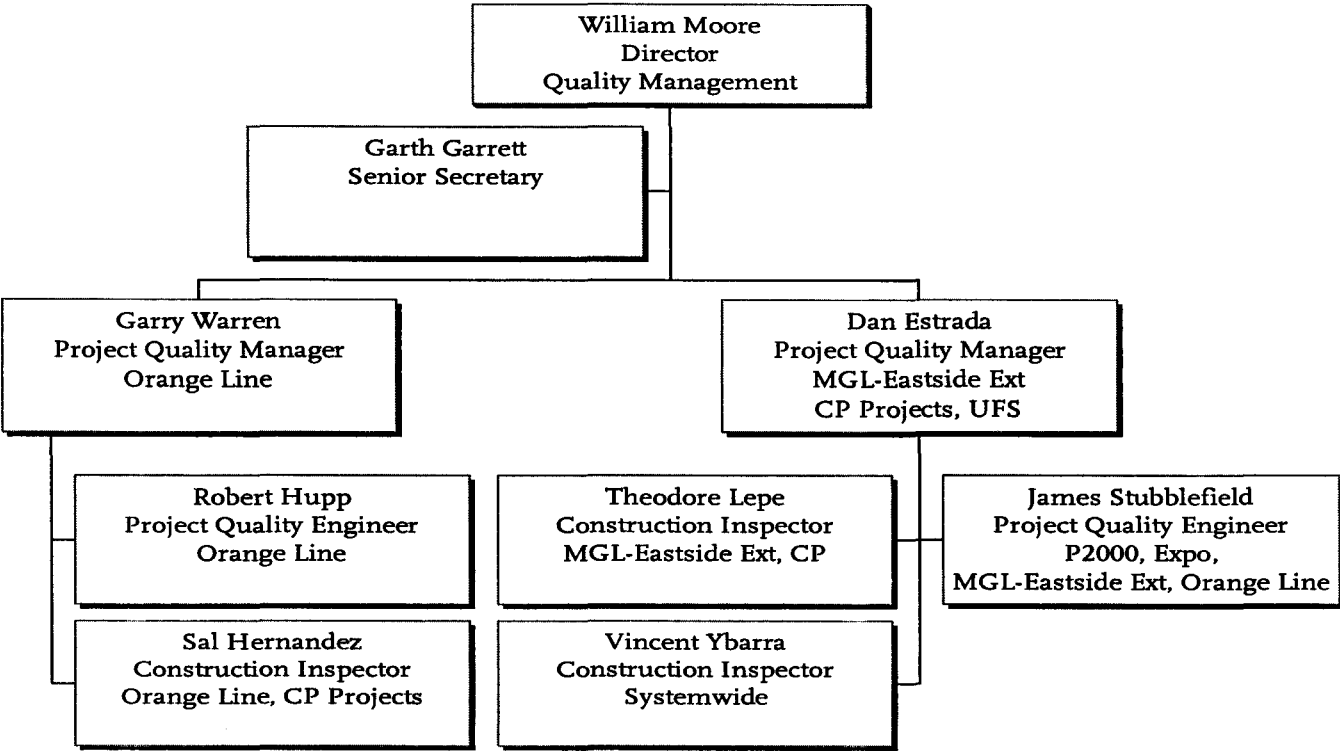
Executive Office
Department 8001
Cost Center 8010



Quality Management

Department 8100

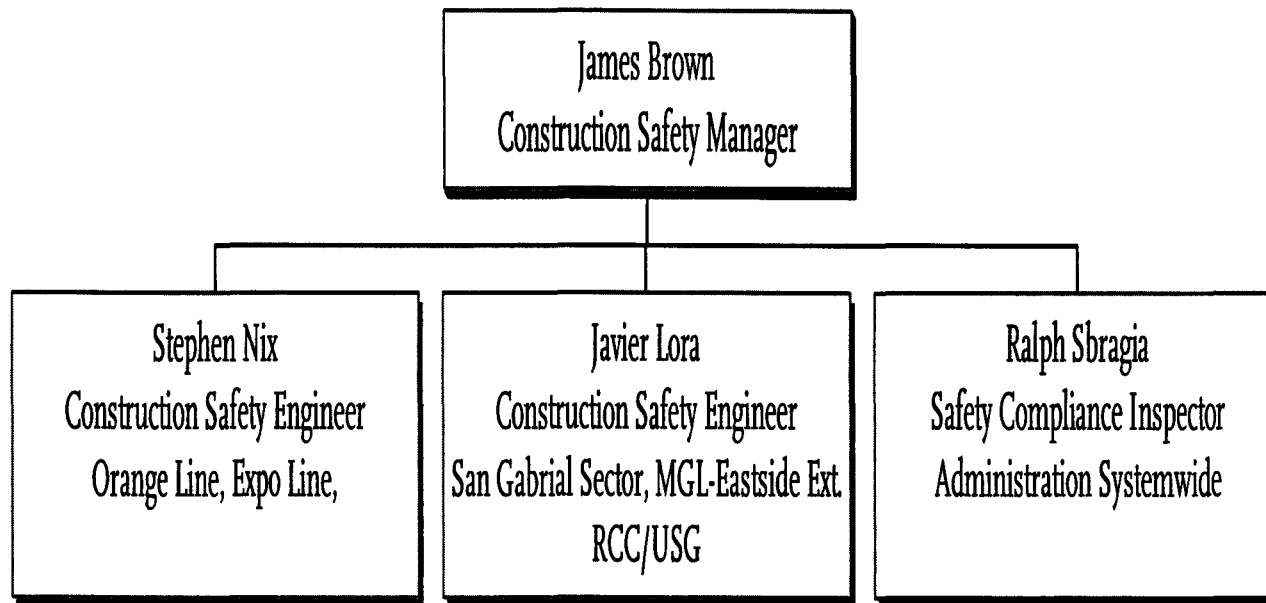
Cost Center 8110



Construction Safety

Department 8200

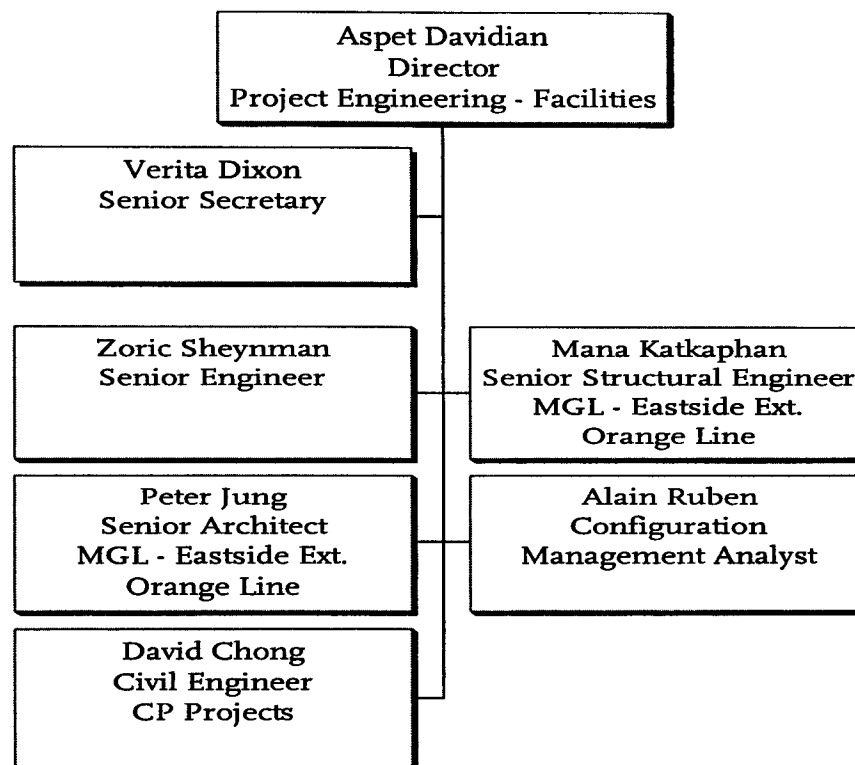
Cost Center 8220



Project Engineering – Facilities

Department 8300

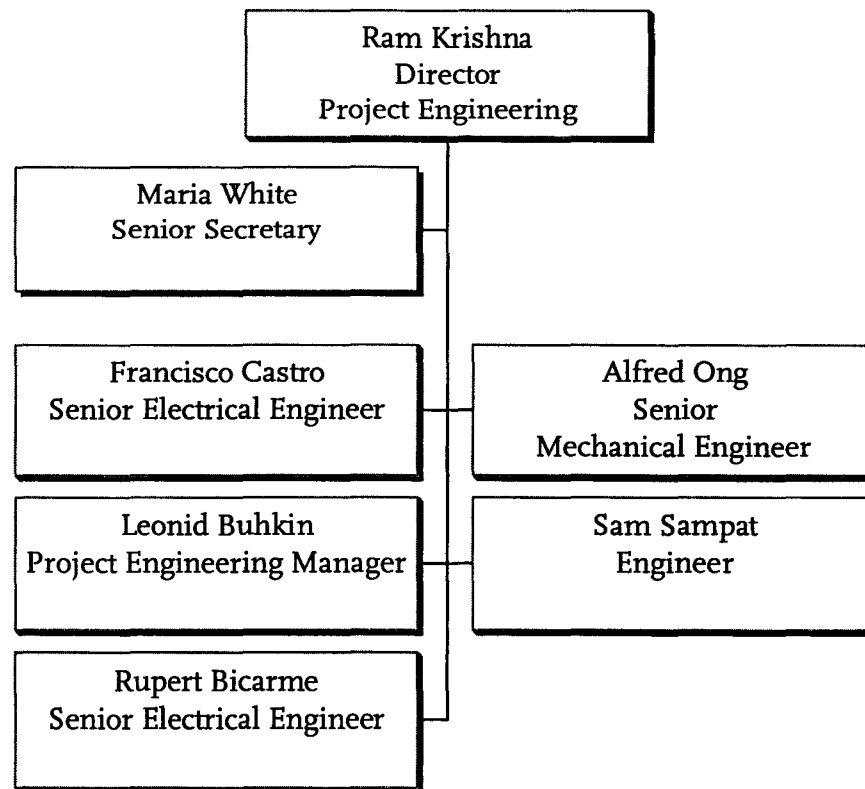
Cost Center 8320



Project Engineering - Systems

Department 8300

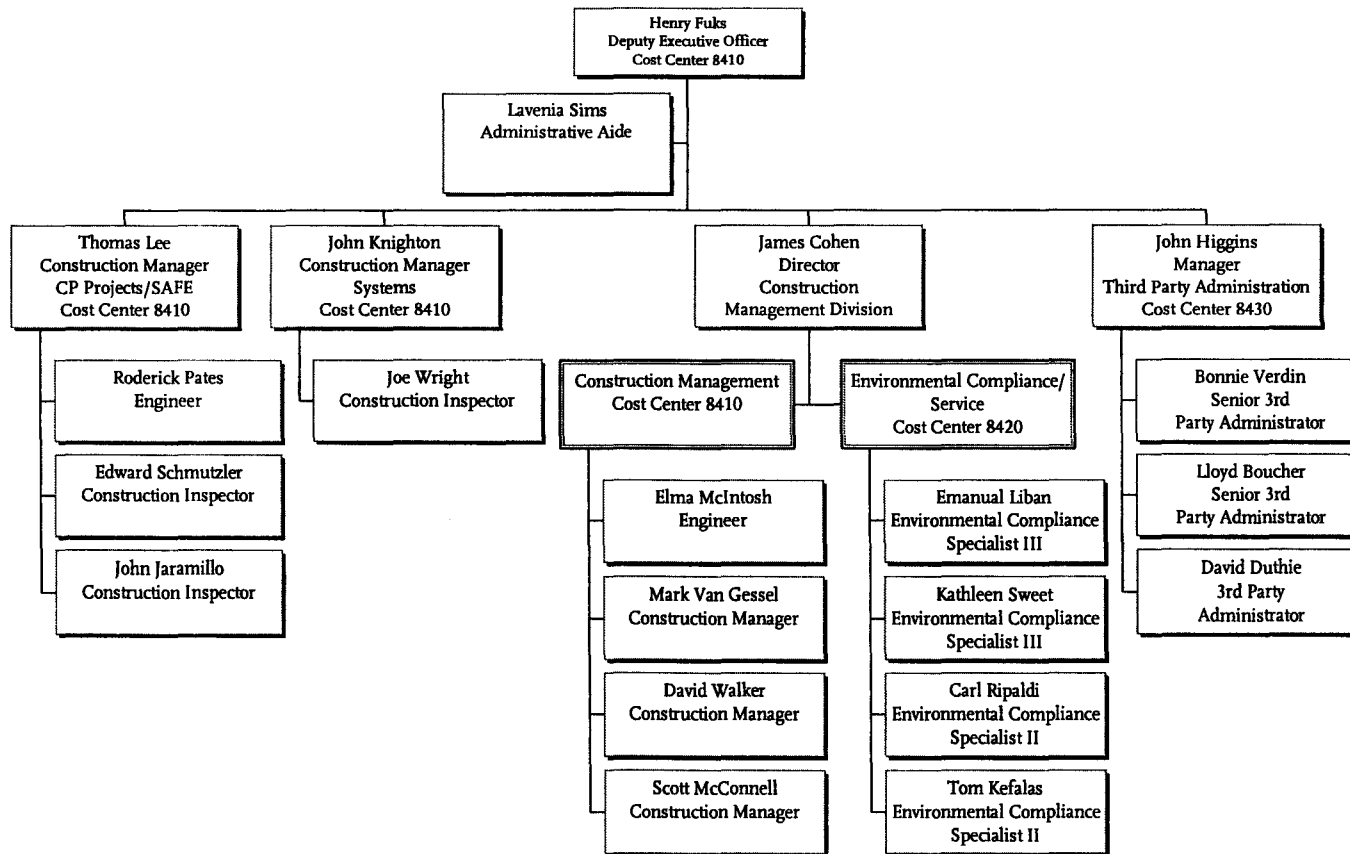
Cost Center 8330



Construction Management

Department 8400

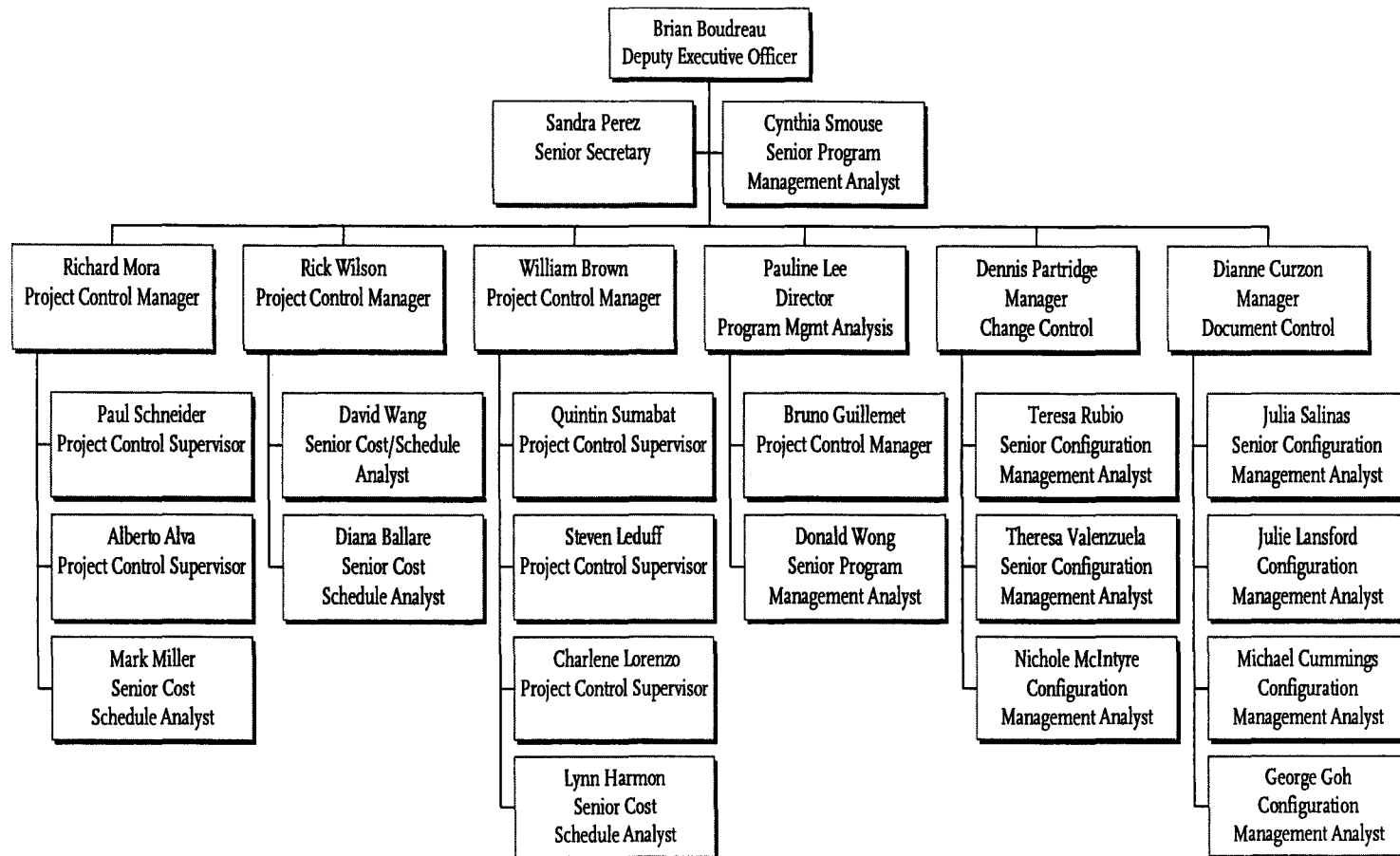
Cost Centers 8410, 8420 & 8430



Program Management

Department 8600

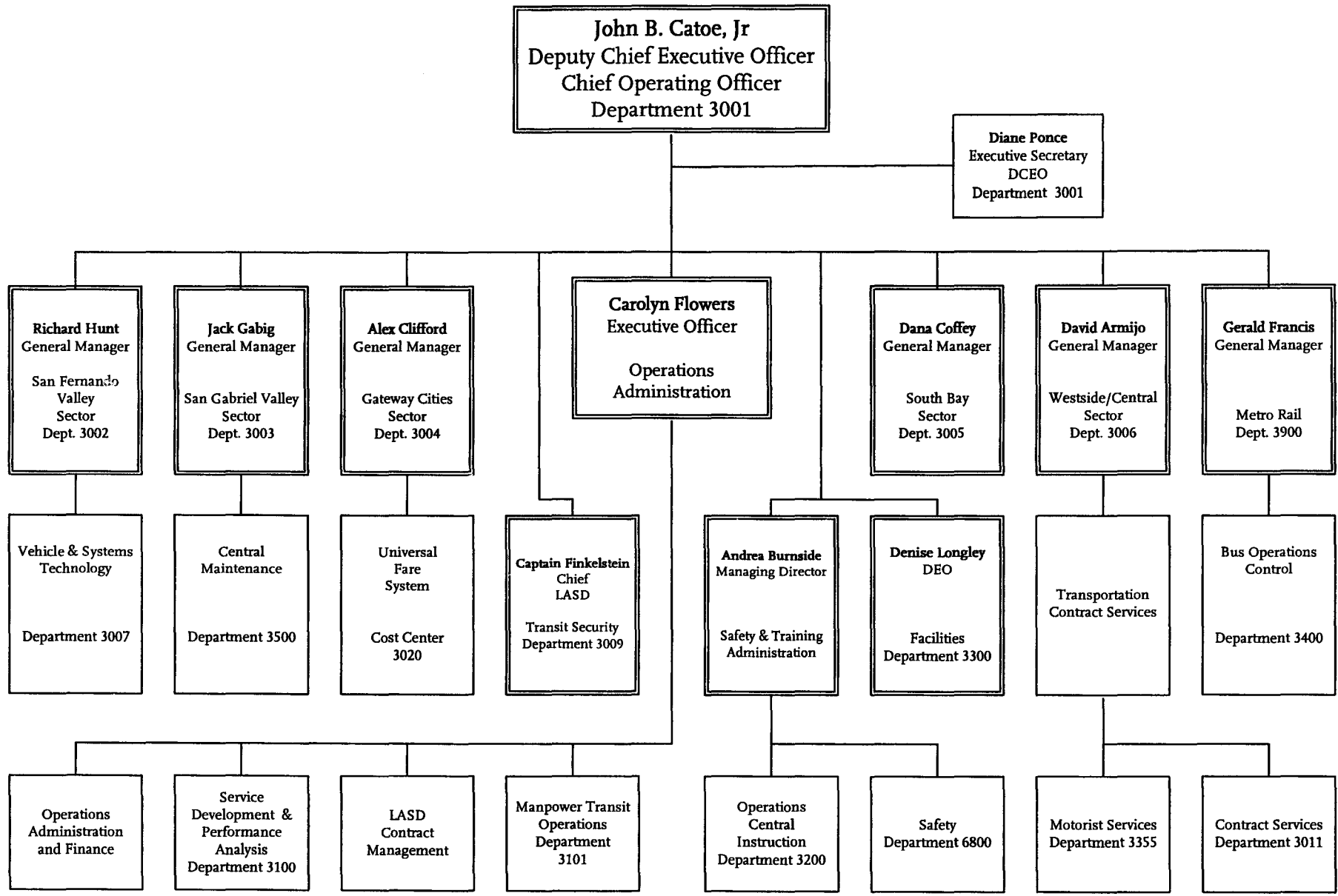
Cost Center 8610



**Metro
Operations**

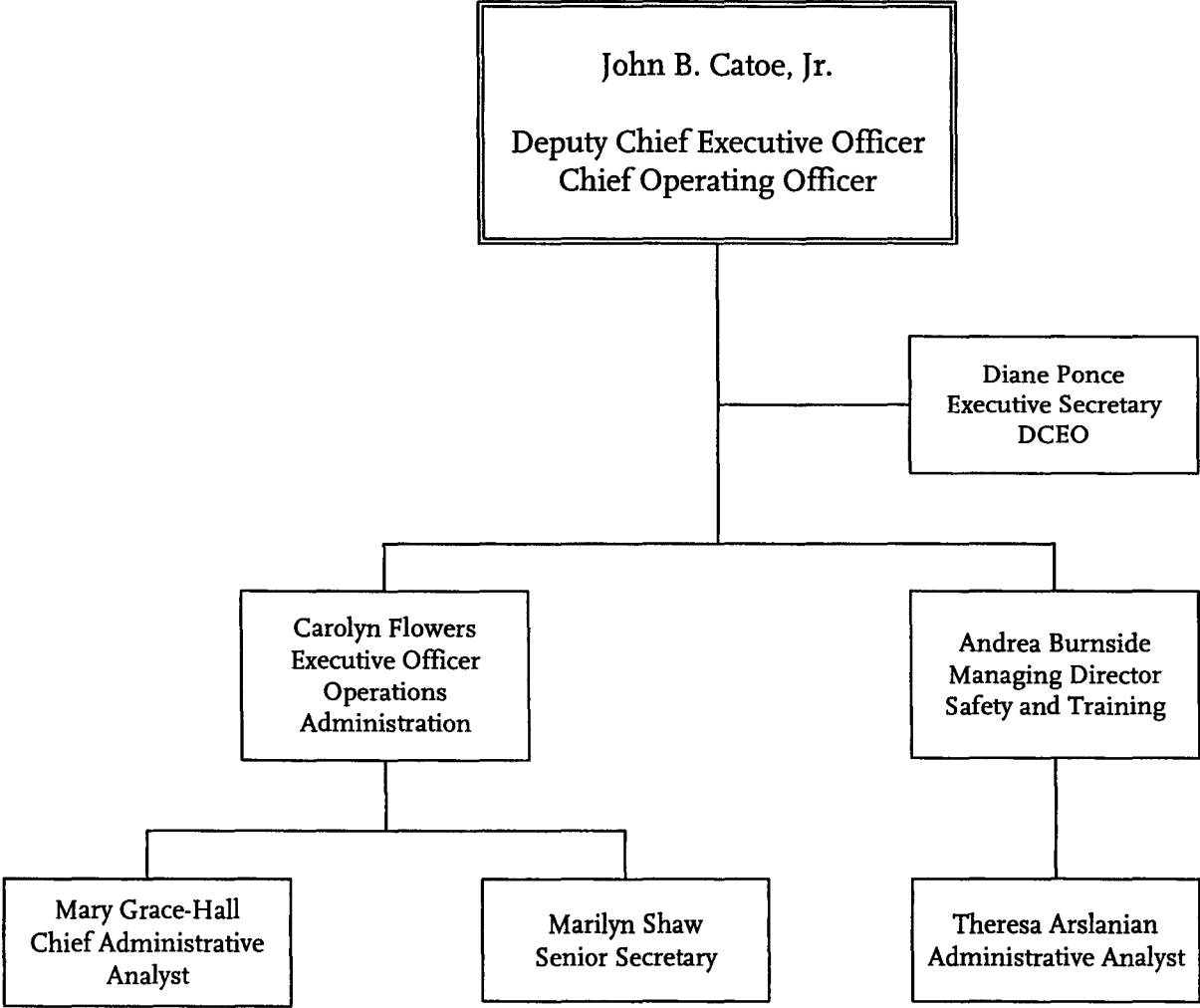
Metro Operations

Executive Office 3000



Metro Operations
Department 3001

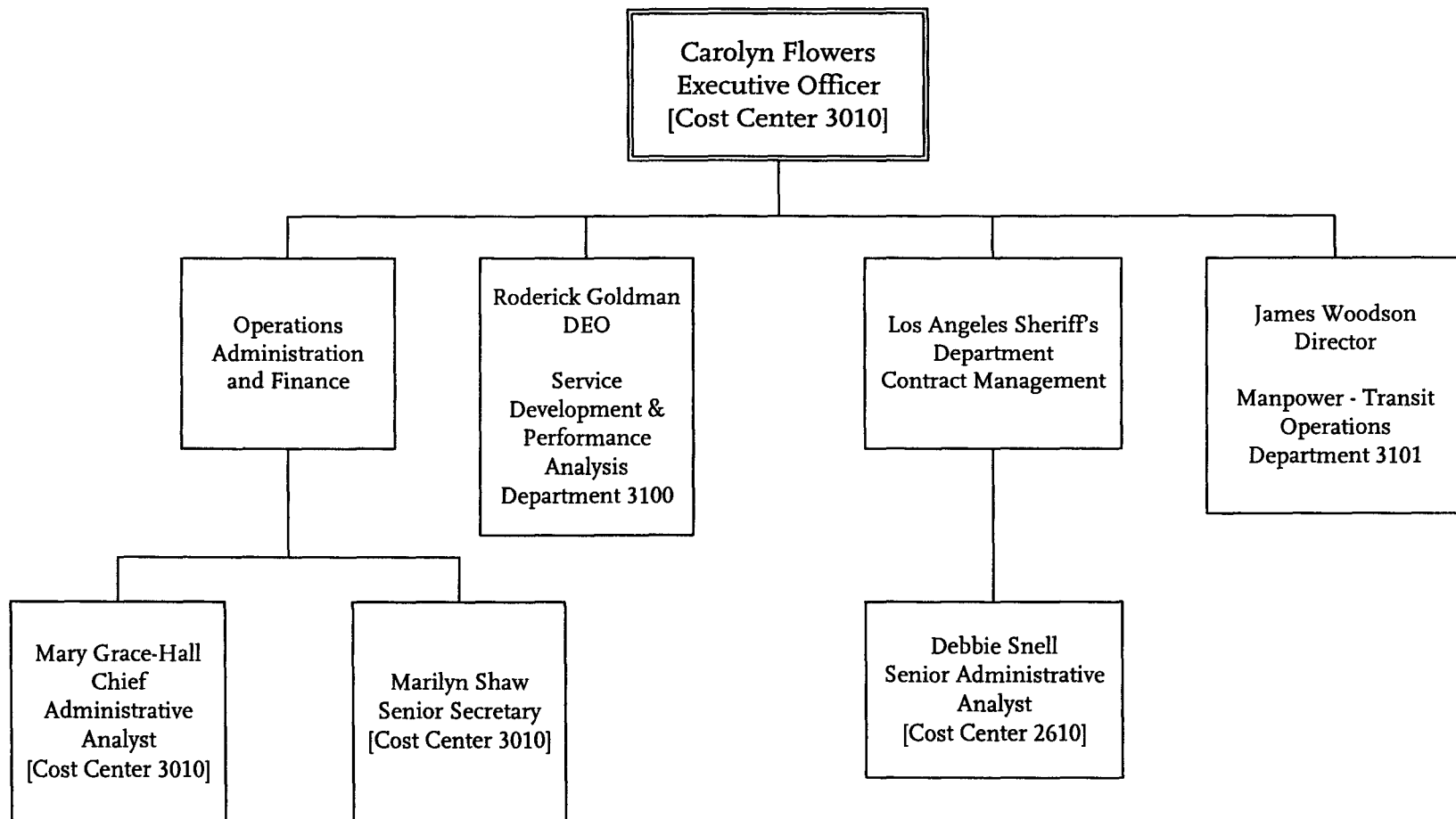
Metro Operations Executive Office



Metro Operations
Department 3001 - Cost Center 3010

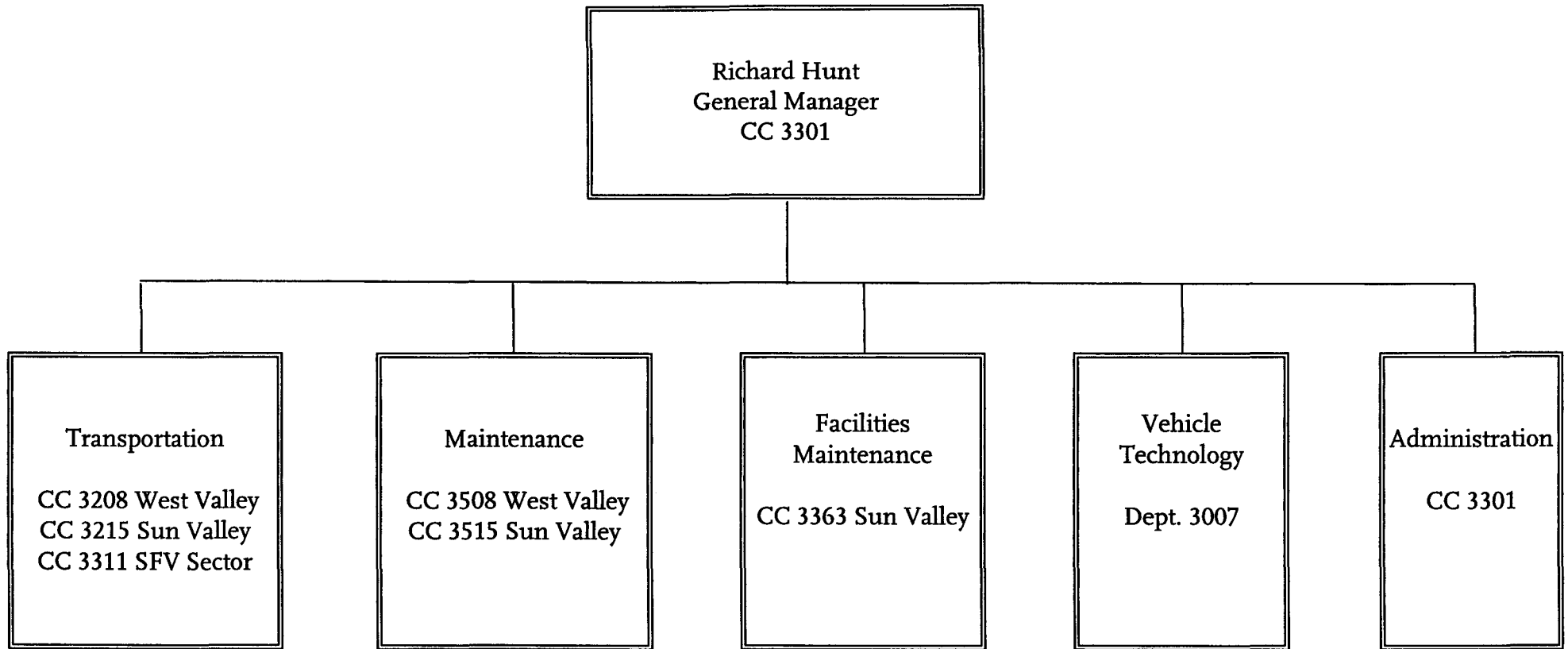
Metro Operations

Operations Administration



Metro Operations
Executive Office 3000

San Fernando Valley Service Sector



Metro Operations
Department 3002

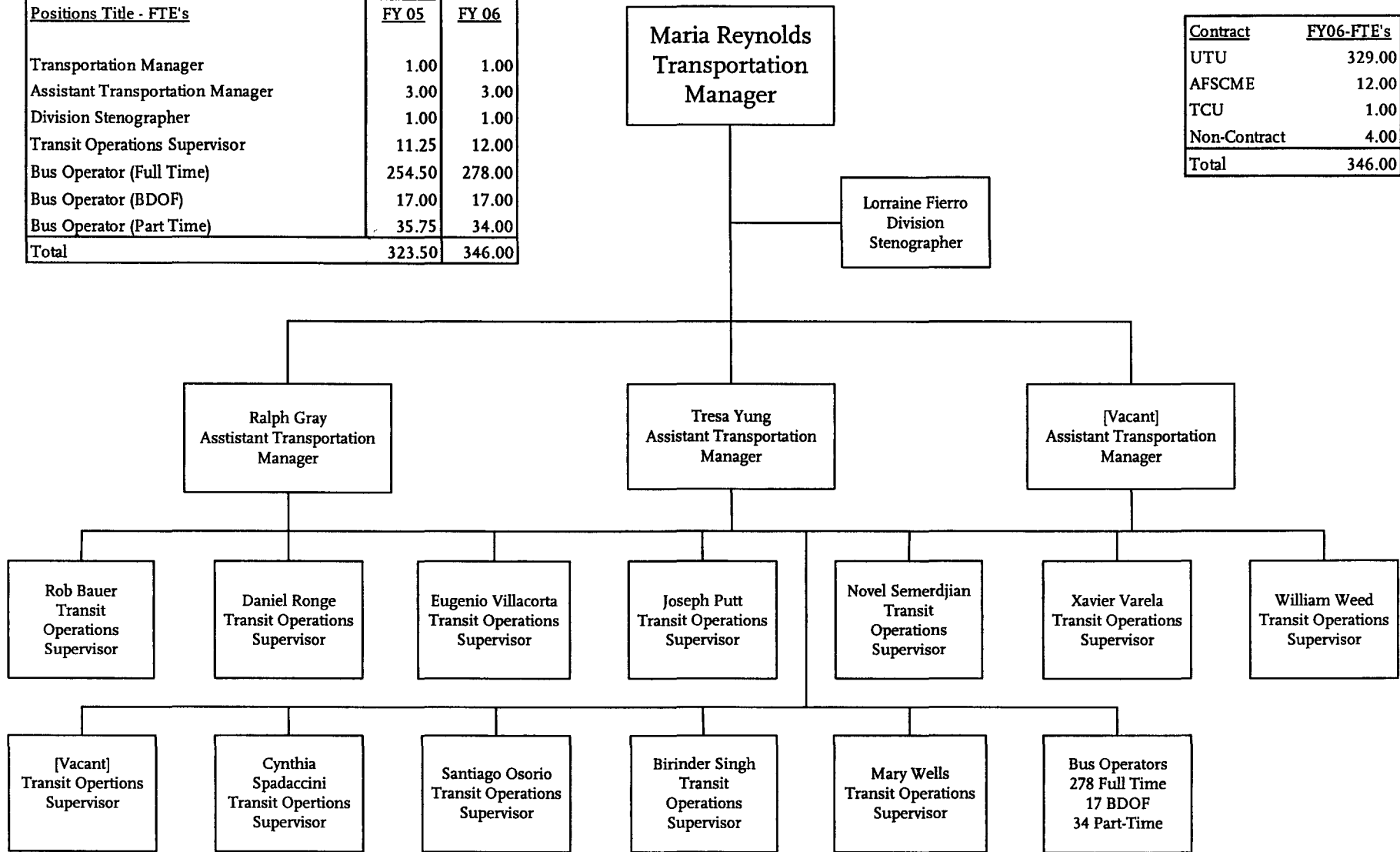
| <u>Contract</u> | <u>FY06-FTEs</u> |
|----------------------|------------------|
| ATU | 219.00 |
| UTU | 738.00 |
| AFSCME | 48.00 |
| TCU | 29.00 |
| <u>Non-Contract</u> | <u>22.00</u> |
| TOTAL | 1,056.00 |
| Facility | 19.00 |
| Transportation | 781.00 |
| Maintenance | 242.00 |
| <u>Sector Office</u> | <u>14.00</u> |
| TOTAL | 1,056.00 |

San Fernando Valley Service Sector

Transportation Division 8

| Positions Title - FTE's | Revised | |
|----------------------------------|---------------|---------------|
| | FY 05 | FY 06 |
| Transportation Manager | 1.00 | 1.00 |
| Assistant Transportation Manager | 3.00 | 3.00 |
| Division Stenographer | 1.00 | 1.00 |
| Transit Operations Supervisor | 11.25 | 12.00 |
| Bus Operator (Full Time) | 254.50 | 278.00 |
| Bus Operator (BDOF) | 17.00 | 17.00 |
| Bus Operator (Part Time) | 35.75 | 34.00 |
| Total | 323.50 | 346.00 |

| Contract | FY06-FTE's |
|--------------|---------------|
| UTU | 329.00 |
| AFSCME | 12.00 |
| TCU | 1.00 |
| Non-Contract | 4.00 |
| Total | 346.00 |

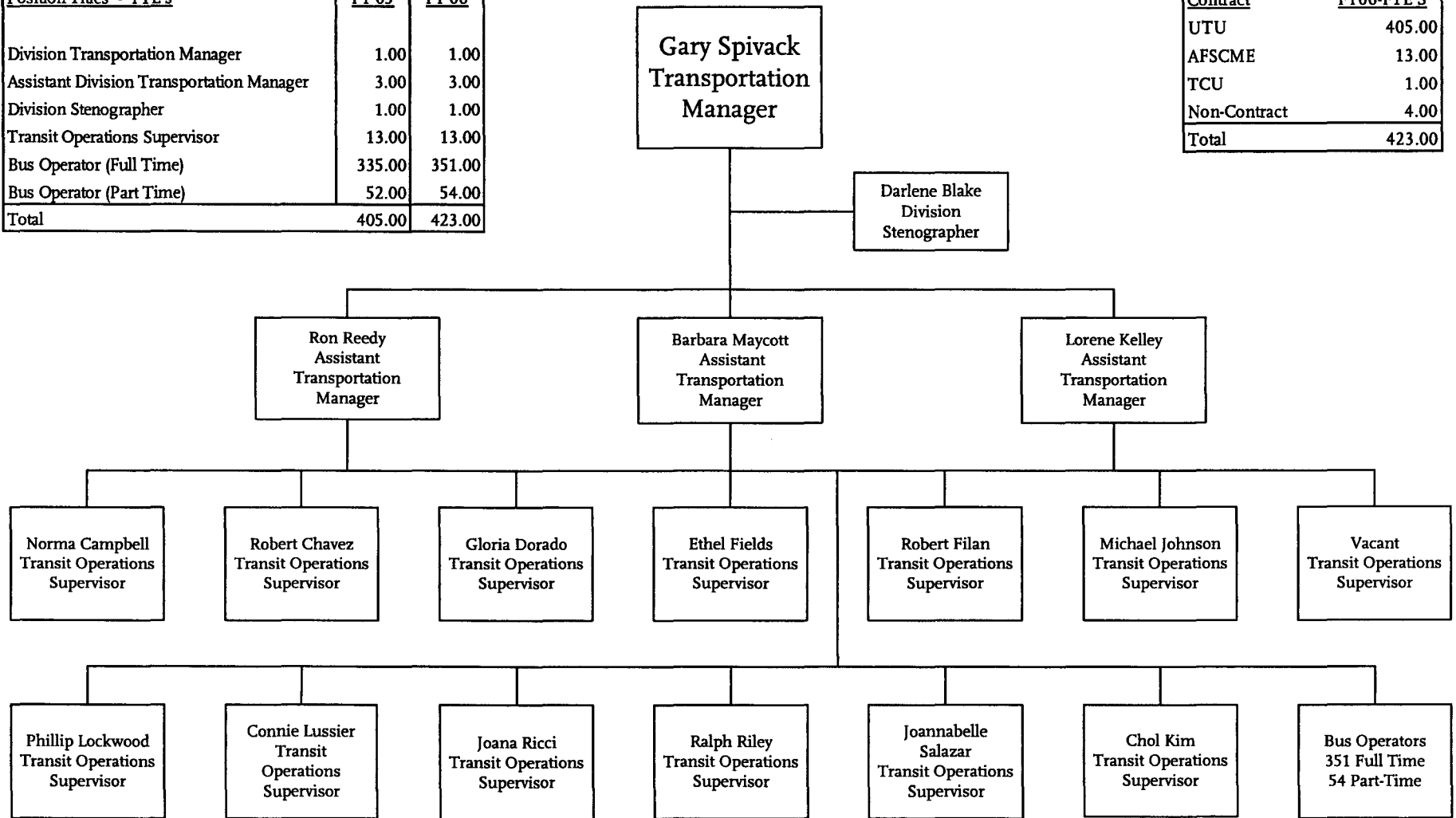


San Fernando Valley Service Sector

Transportation Division 15

| Position Titles - FTE's | Revised | |
|---|---------------|---------------|
| | FY 05 | FY 06 |
| Division Transportation Manager | 1.00 | 1.00 |
| Assistant Division Transportation Manager | 3.00 | 3.00 |
| Division Stenographer | 1.00 | 1.00 |
| Transit Operations Supervisor | 13.00 | 13.00 |
| Bus Operator (Full Time) | 335.00 | 351.00 |
| Bus Operator (Part Time) | 52.00 | 54.00 |
| Total | 405.00 | 423.00 |

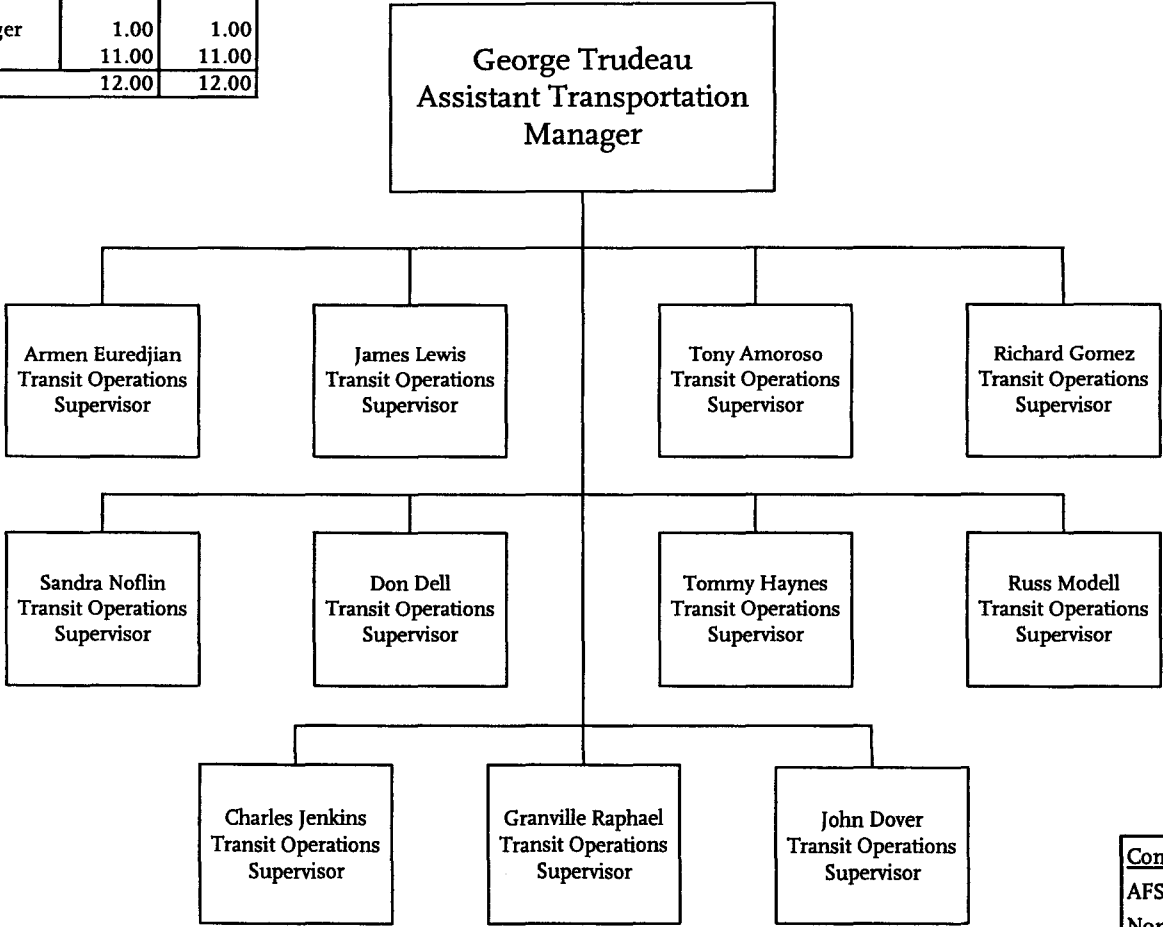
| Contract | FY06-FTE'S |
|--------------|---------------|
| UTU | 405.00 |
| AFSCME | 13.00 |
| TCU | 1.00 |
| Non-Contract | 4.00 |
| Total | 423.00 |



San Fernando Valley Service Sector

Vehicle Transportation

| Positions - FTEs | Revised | |
|----------------------------------|--------------|--------------|
| | FY 05 | FY 06 |
| Assistant Transportation Manager | 1.00 | 1.00 |
| Transit Operations Supervisor | 11.00 | 11.00 |
| Total | 12.00 | 12.00 |

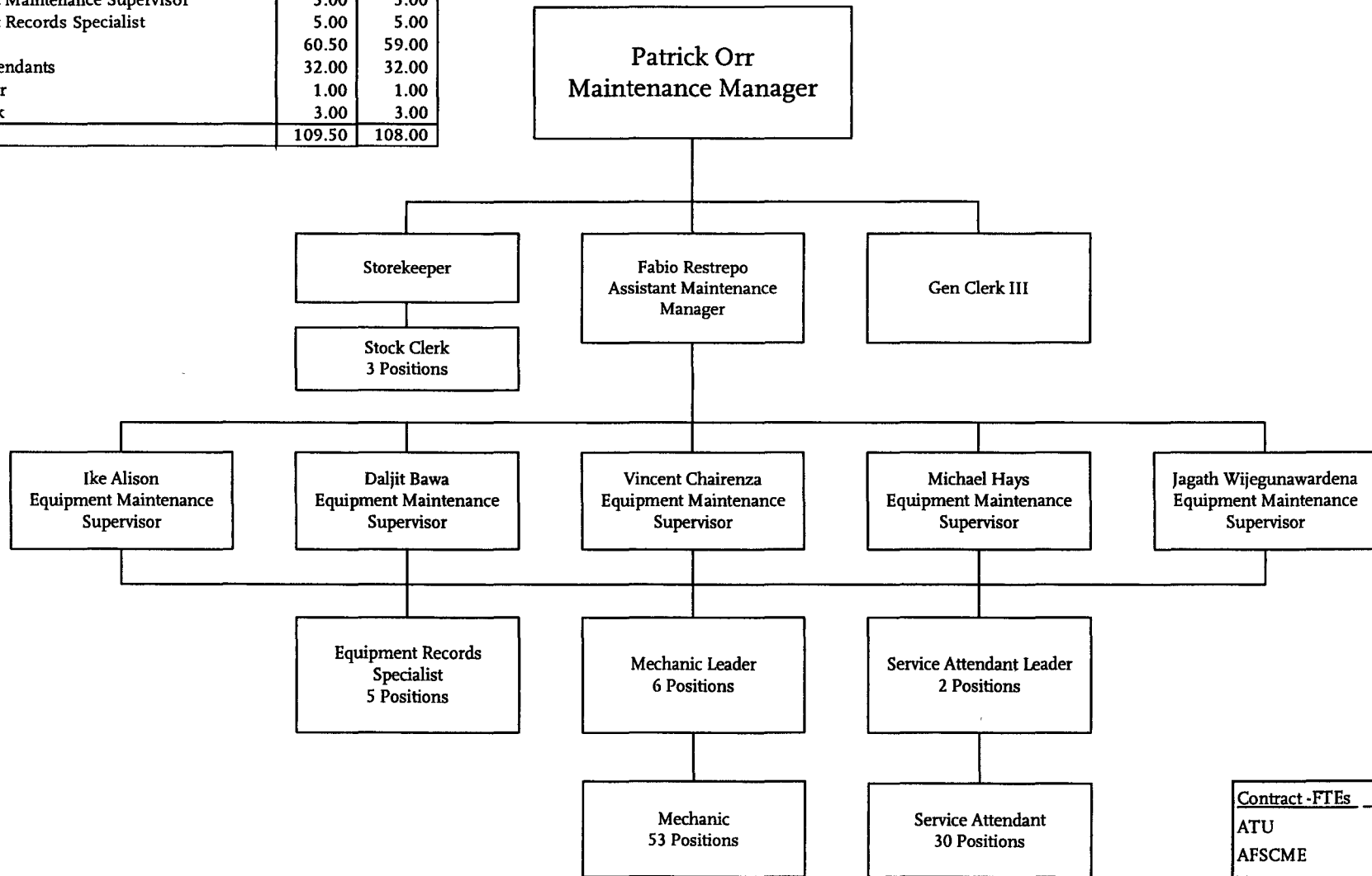


| Contract - FTEs | FY06 |
|-----------------|-----------|
| AFSCME | 11 |
| Non Contract | 1 |
| Total | 12 |

San Fernando Valley Service Sector

Maintenance Division 8

| <u>Positions - FTEs</u> | <u>Revised FY 05</u> | <u>FY 06</u> |
|----------------------------------|--------------------------|---------------|
| Division Maintenance Manager | 1.00 | 1.00 |
| Assistant Maintenance Manager | 1.00 | 1.00 |
| General Clerk III | 1.00 | 1.00 |
| Equipment Maintenance Supervisor | 5.00 | 5.00 |
| Equipment Records Specialist | 5.00 | 5.00 |
| Mechanics | 60.50 | 59.00 |
| Service Attendants | 32.00 | 32.00 |
| Storekeeper | 1.00 | 1.00 |
| Stock Clerk | 3.00 | 3.00 |
| Total | 109.50 | 108.00 |

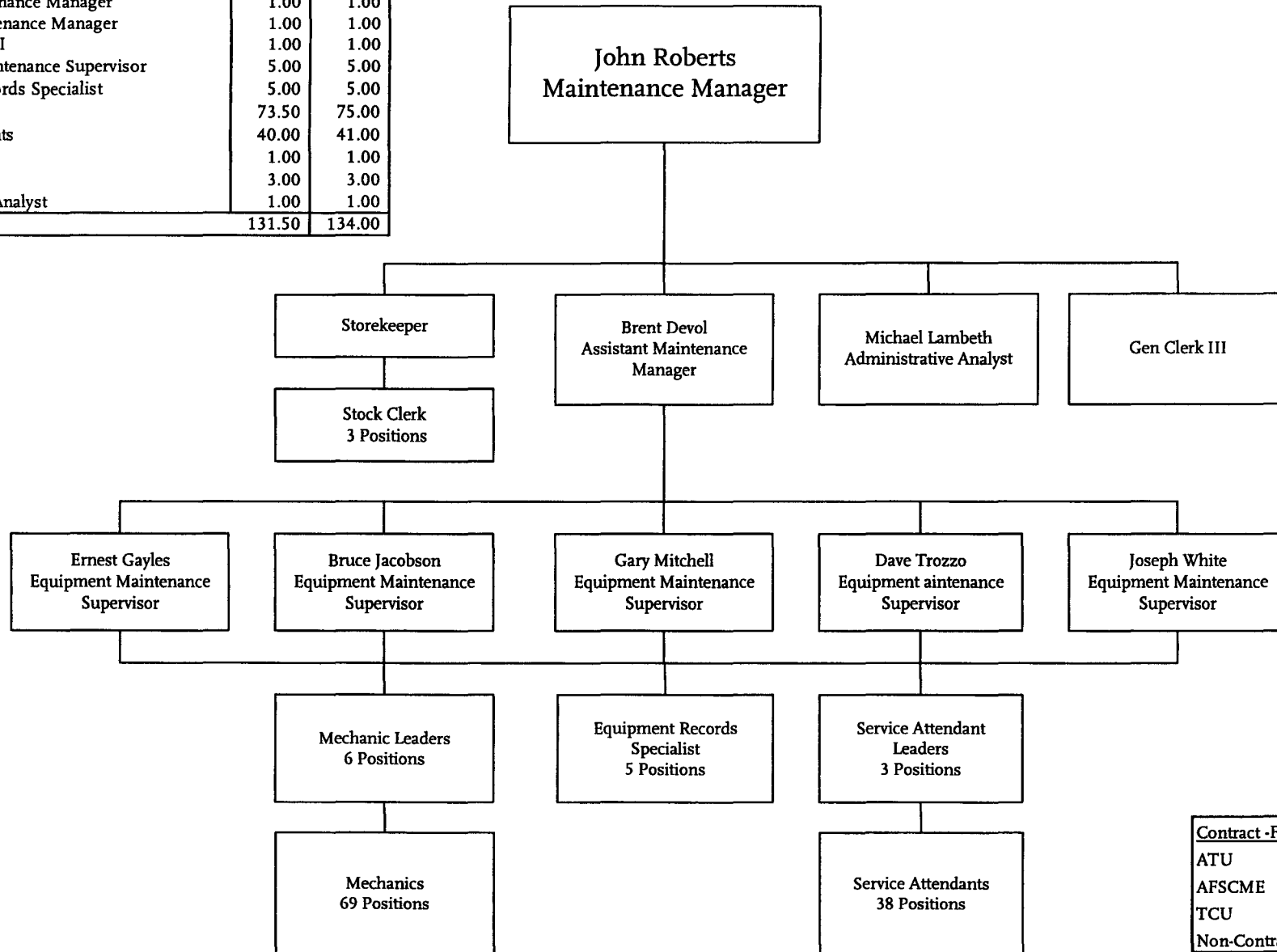


| <u>Contract -FTEs</u> | <u>FY06</u> |
|-----------------------|---------------|
| ATU | 91.00 |
| AFSCME | 5.00 |
| TCU | 10.00 |
| Non-Contract | 2.00 |
| Total | 108.00 |

San Fernando Valley Service Sector

Maintenance Division 15

| Positions - FTEs | Revised | |
|----------------------------------|---------------|---------------|
| | FY 05 | FY 06 |
| Division Maintenance Manager | 1.00 | 1.00 |
| Assistant Maintenance Manager | 1.00 | 1.00 |
| General Clerk III | 1.00 | 1.00 |
| Equipment Maintenance Supervisor | 5.00 | 5.00 |
| Equipment Records Specialist | 5.00 | 5.00 |
| Mechanics | 73.50 | 75.00 |
| Service Attendants | 40.00 | 41.00 |
| Storekeeper | 1.00 | 1.00 |
| Stock Clerk | 3.00 | 3.00 |
| Administrative Analyst | 1.00 | 1.00 |
| Total | 131.50 | 134.00 |



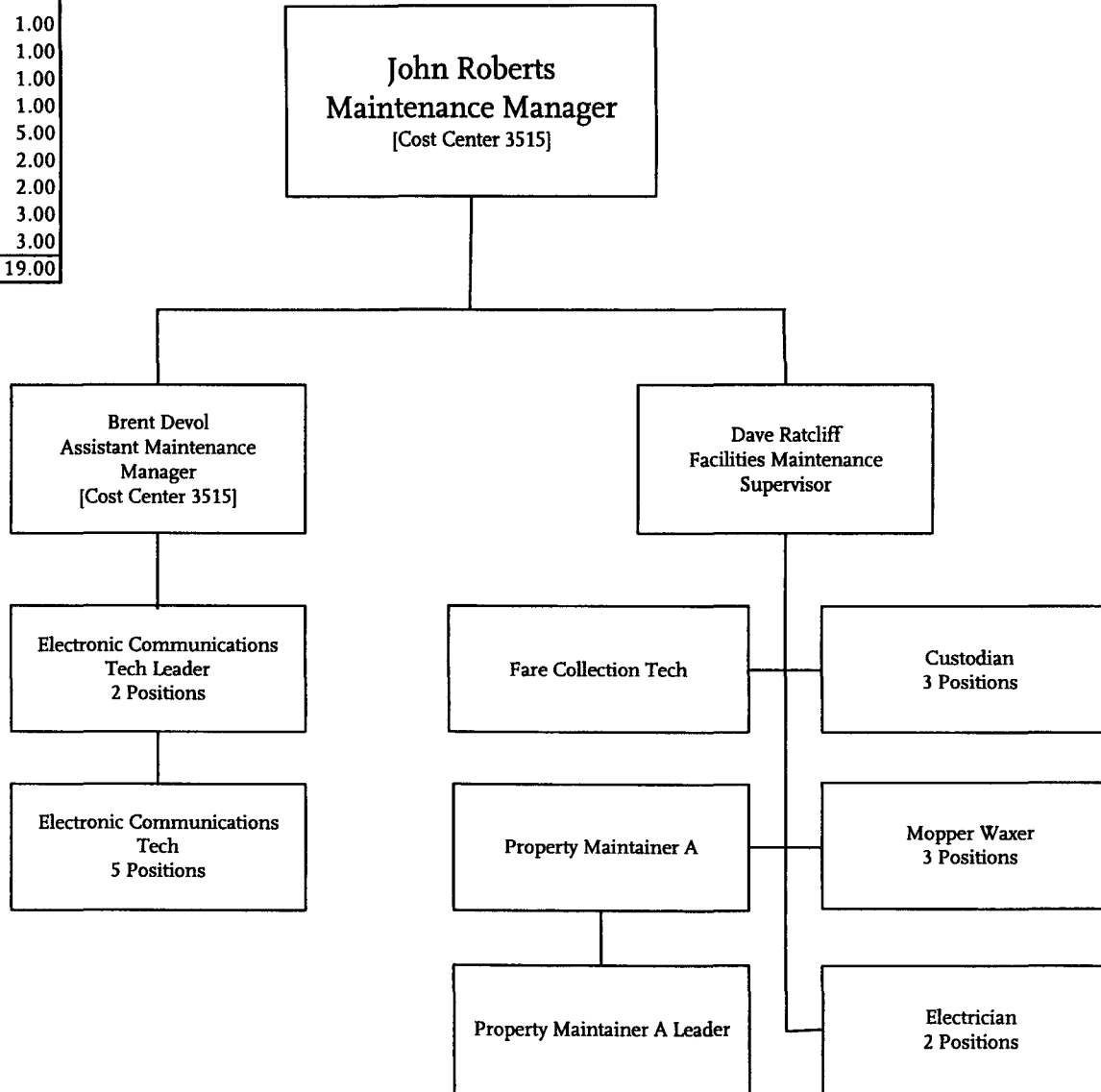
| Contract -FTEs | FY06 |
|----------------|---------------|
| ATU | 116.00 |
| AFSCME | 5.00 |
| TCU | 10.00 |
| Non-Contract | 3.00 |
| Total | 134.00 |

Metro Operations
Department 3002 - Cost Center 3515

San Fernando Valley Service Sector

Facilities Maintenance Division 15

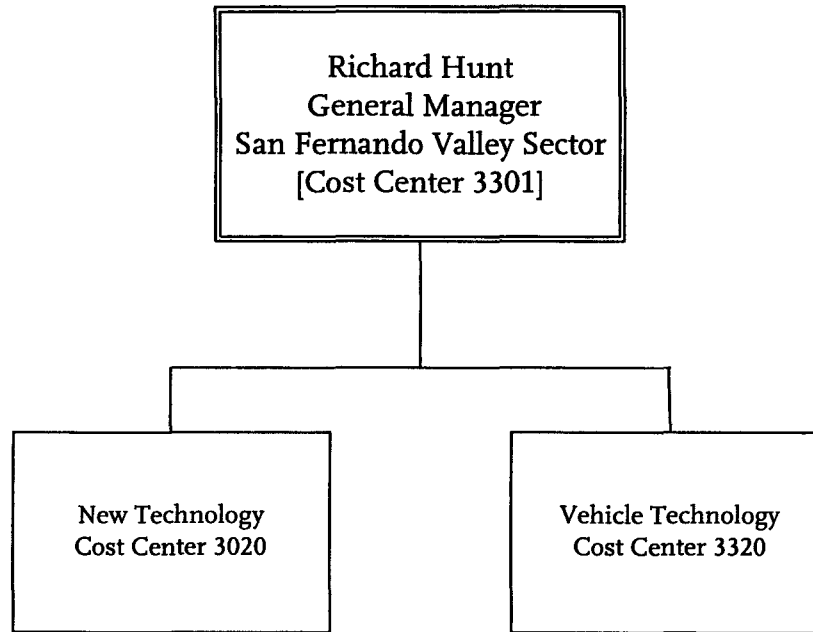
| Positions - FTEs | Revised | |
|-----------------------------------|--------------|--------------|
| | FY 05 | FY 06 |
| Facilities Maintenance Supervisor | 1.00 | 1.00 |
| Fare Collection Tech | 1.00 | 1.00 |
| Property Maintainer A | 2.00 | 1.00 |
| Property Maintainer A Leader | 0.00 | 1.00 |
| Electronic Comm Tech | 7.00 | 5.00 |
| Electronic Comm Tech Leader | 0.00 | 2.00 |
| Electrician | 2.00 | 2.00 |
| Mopper Waxer | 3.00 | 3.00 |
| Custodian | 3.00 | 3.00 |
| Total | 19.00 | 19.00 |



| Contract - FTEs | FY06 |
|-----------------|-----------|
| AFSCME | 1 |
| ATU | 12 |
| TCU | 6 |
| Total | 19 |

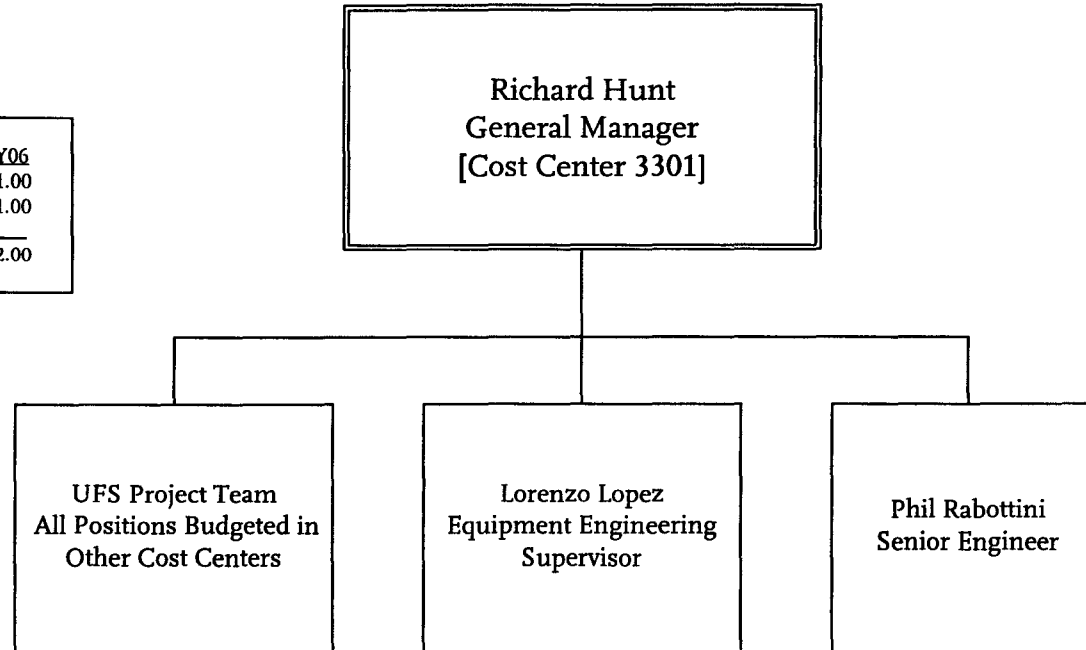
Vehicle & Systems Technology

| Position - FTEs | FY05 | FY06 |
|-----------------------------|--------------|--------------|
| Deputy Exec. Officer | 1.00 | 0.00 |
| Director | 1.00 | 1.00 |
| Manager Vehicle Acquisition | 1.00 | 1.00 |
| Senior Engineer | 2.00 | 1.00 |
| Systems Project Leader | 1.00 | 1.00 |
| Project Engineer | 4.00 | 3.00 |
| Equip. Eng. Supervisor | 3.00 | 3.00 |
| Engineering Associate | 3.00 | 1.00 |
| Sr. Admin. Analyst | 1.00 | 1.00 |
| Admin Aide | 1.00 | 1.00 |
| Warranty Equipment Mech. | 4.00 | 4.00 |
| General Clerk | 1.00 | 1.00 |
| Total: | 23.00 | 18.00 |



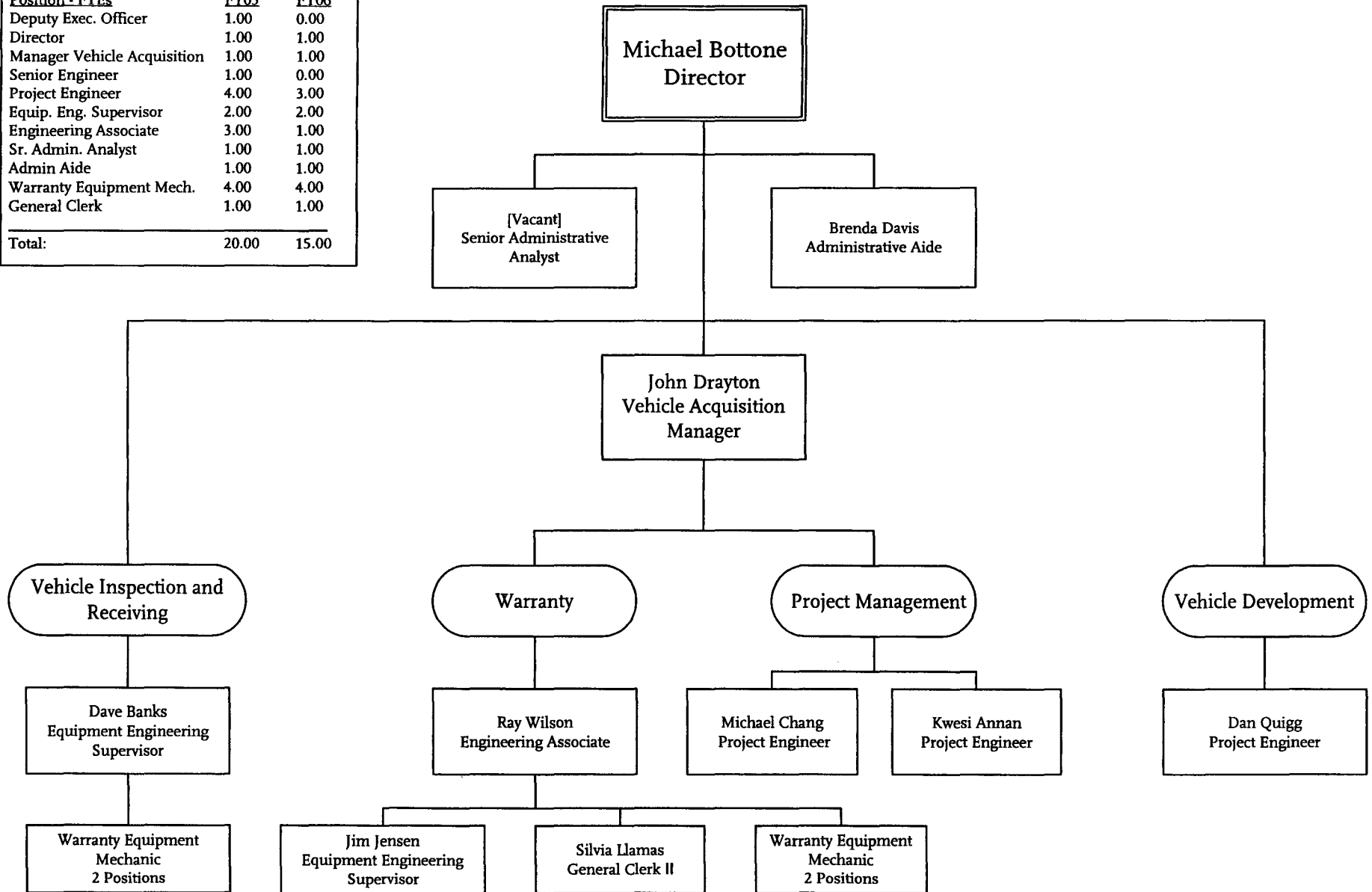
New Technology & Systems Implementation

| <u>Position - FTEs</u> | <u>FY05</u> | <u>FY06</u> |
|------------------------|-------------|-------------|
| Senior Engineer | 1.00 | 1.00 |
| Equip. Eng. Supv. | 1.00 | 1.00 |
| Total: | 2.00 | 2.00 |



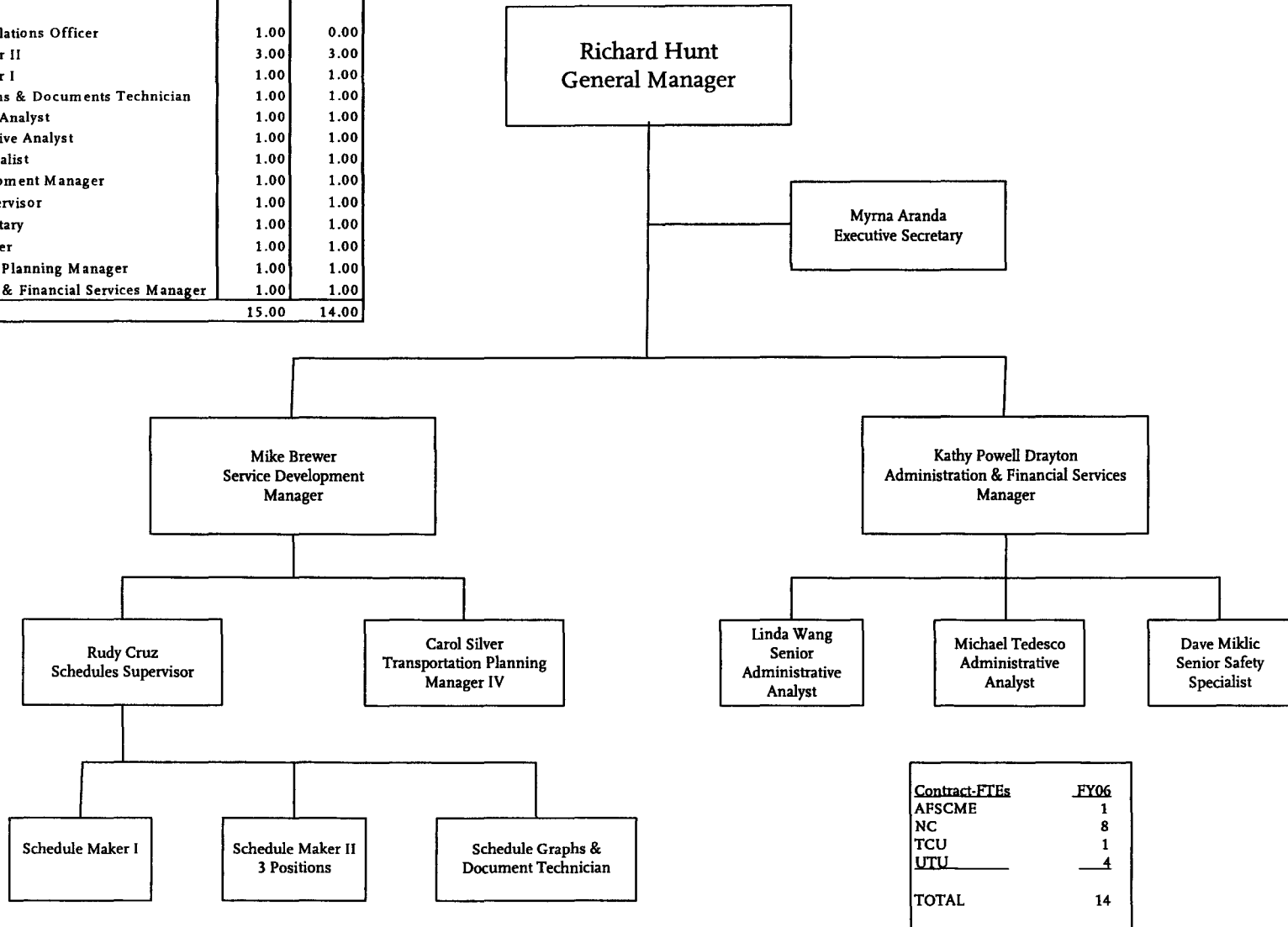
Vehicle Technology

| Position - FTEs | FY05 | FY06 |
|-----------------------------|--------------|--------------|
| Deputy Exec. Officer | 1.00 | 0.00 |
| Director | 1.00 | 1.00 |
| Manager Vehicle Acquisition | 1.00 | 1.00 |
| Senior Engineer | 1.00 | 0.00 |
| Project Engineer | 4.00 | 3.00 |
| Equip. Eng. Supervisor | 2.00 | 2.00 |
| Engineering Associate | 3.00 | 1.00 |
| Sr. Admin. Analyst | 1.00 | 1.00 |
| Admin Aide | 1.00 | 1.00 |
| Warranty Equipment Mech. | 4.00 | 4.00 |
| General Clerk | 1.00 | 1.00 |
| Total: | 20.00 | 15.00 |



San Fernando Valley Service Sector Administration

| Position Titles - FTE's | Revised | |
|---|--------------|--------------|
| | FY 05 | FY 06 |
| Community Relations Officer | 1.00 | 0.00 |
| Schedule Maker II | 3.00 | 3.00 |
| Schedule Maker I | 1.00 | 1.00 |
| Schedule Graphs & Documents Technician | 1.00 | 1.00 |
| Administrative Analyst | 1.00 | 1.00 |
| Sr. Administrative Analyst | 1.00 | 1.00 |
| Sr. Safety Specialist | 1.00 | 1.00 |
| Service Development Manager | 1.00 | 1.00 |
| Schedules Supervisor | 1.00 | 1.00 |
| Executive Secretary | 1.00 | 1.00 |
| General Manager | 1.00 | 1.00 |
| Transportation Planning Manager | 1.00 | 1.00 |
| Administration & Financial Services Manager | 1.00 | 1.00 |
| Total | 15.00 | 14.00 |

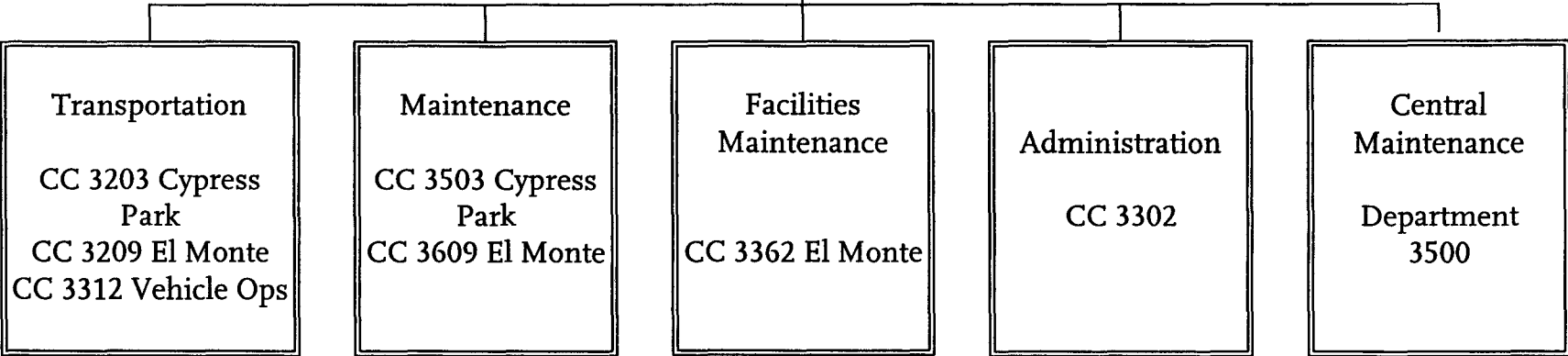


| Contract-FTEs | FY06 |
|---------------|-----------|
| AFSCME | 1 |
| NC | 8 |
| TCU | 1 |
| UTU | 4 |
| TOTAL | 14 |

San Gabriel Valley Service Center

Jack Gabig
 General Manager
 Cost Center 3302

| <u>Labor Group</u> | <u>FY 05</u> | <u>FY 06</u> |
|--------------------|--------------|---------------|
| UTU | 661.5 | 664.4 |
| AFSCME | 44.5 | 61 |
| ATU | 209 | 478 |
| TCU | 36 | 42 |
| Non-Contract | 22 | 58 |
| TOTAL | 973.0 | 1303.4 |

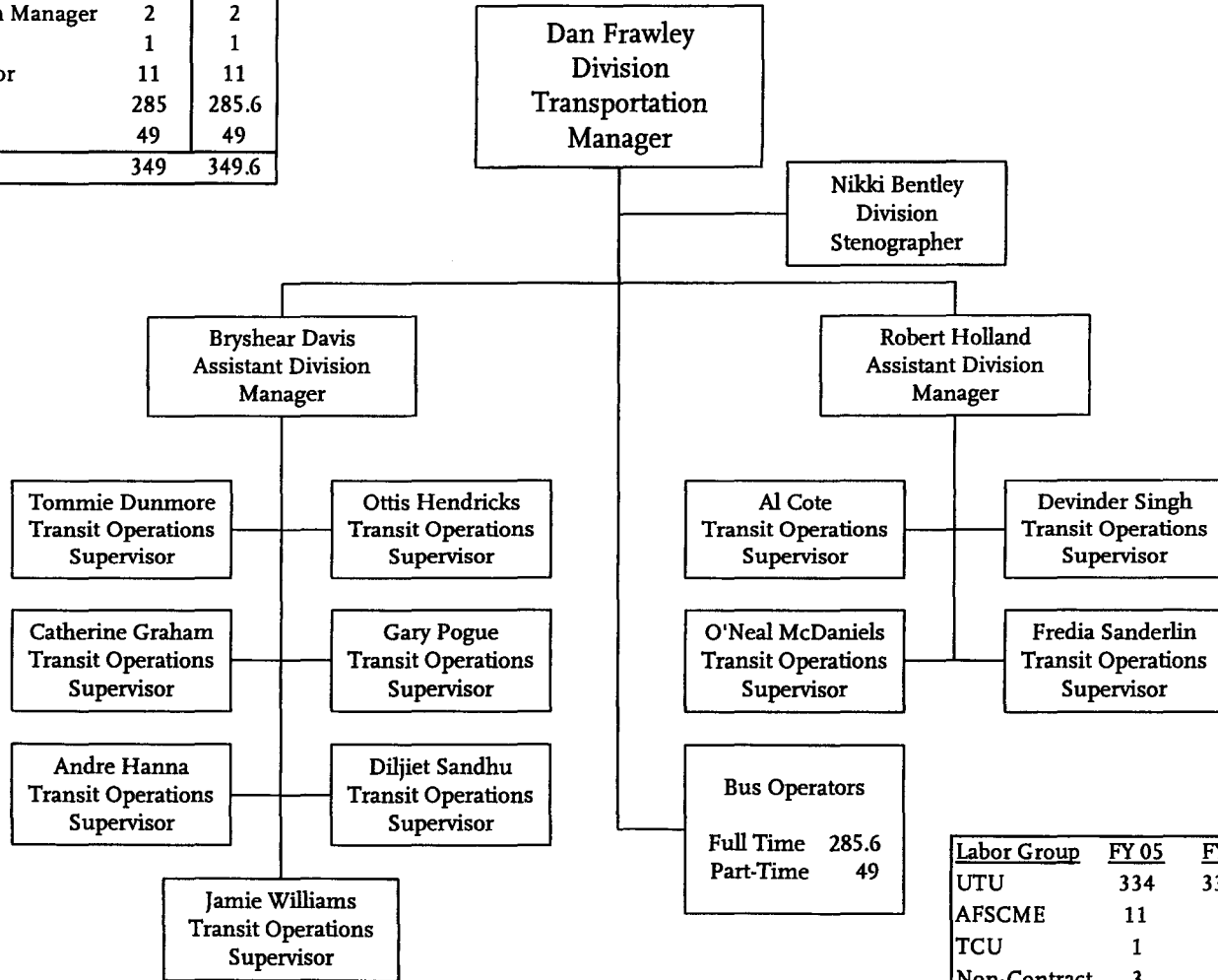


Metro Operations
 Department 3003

San Gabriel Valley Service Sector

Transportation Division 3

| Position Titles - FTEs | FY 05 | FY 06 |
|--------------------------------------|------------|--------------|
| Division Transportation Manager | 1 | 1 |
| Asst Division Transportation Manager | 2 | 2 |
| Division Stenographer | 1 | 1 |
| Transit Operations Supervisor | 11 | 11 |
| Bus Operator (Full Time) | 285 | 285.6 |
| Bus Operator (Part Time) | 49 | 49 |
| Total | 349 | 349.6 |

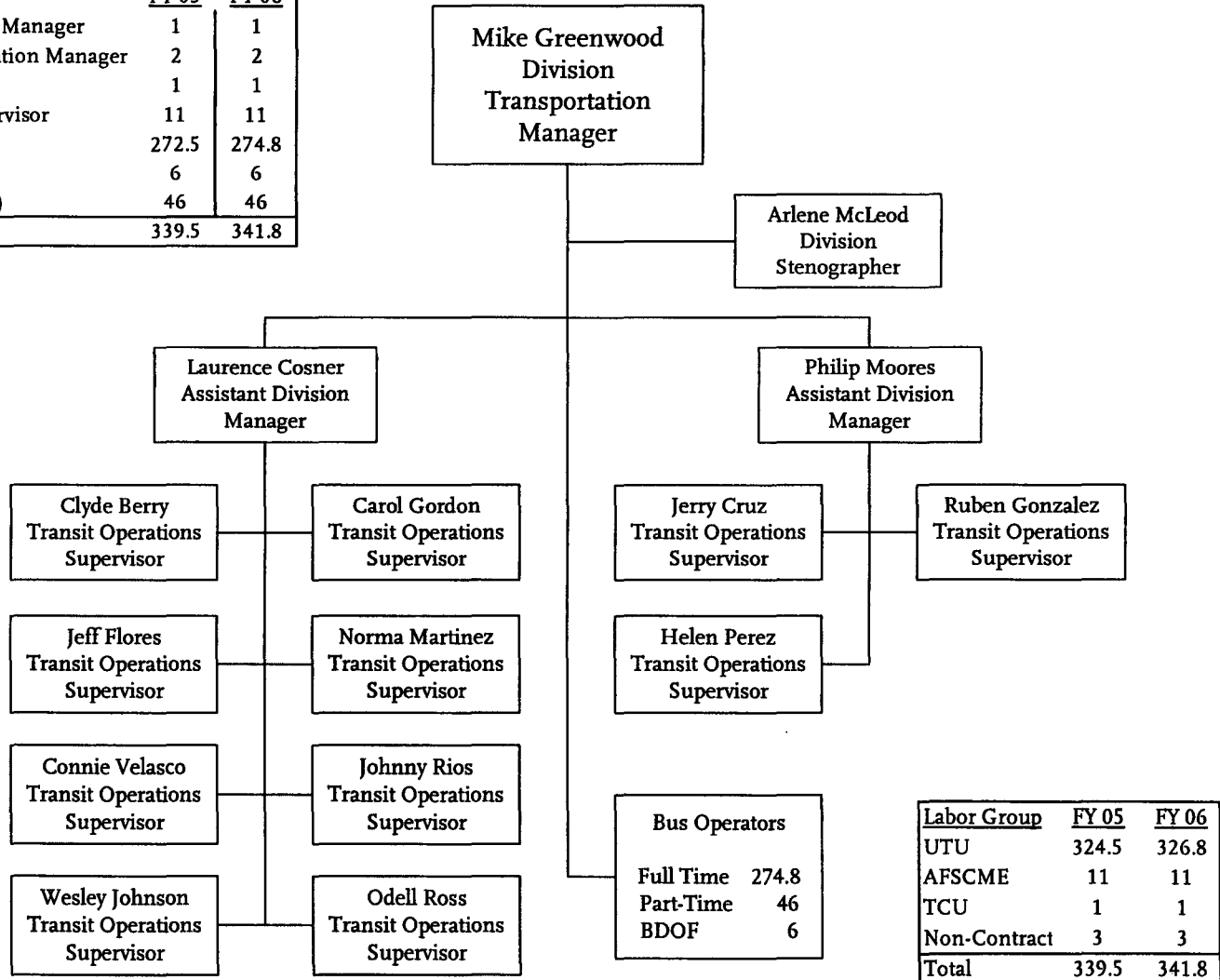


| Labor Group | FY 05 | FY 06 |
|--------------|------------|--------------|
| UTU | 334 | 334.6 |
| AFSCME | 11 | 11 |
| TCU | 1 | 1 |
| Non-Contract | 3 | 3 |
| Total | 349 | 349.6 |

San Gabriel Valley Service Sector

Transportation Division 9

| <u>Position Titles - FTEs</u> | <u>FY 05</u> | <u>FY 06</u> |
|--------------------------------------|--------------|--------------|
| Division Transportation Manager | 1 | 1 |
| Asst Division Transportation Manager | 2 | 2 |
| Division Stenographer | 1 | 1 |
| Transit Operations Supervisor | 11 | 11 |
| Bus Operator (Full Time) | 272.5 | 274.8 |
| Bus Operator (BDOF) | 6 | 6 |
| Bus Operator (Part Time) | 46 | 46 |
| Total | 339.5 | 341.8 |

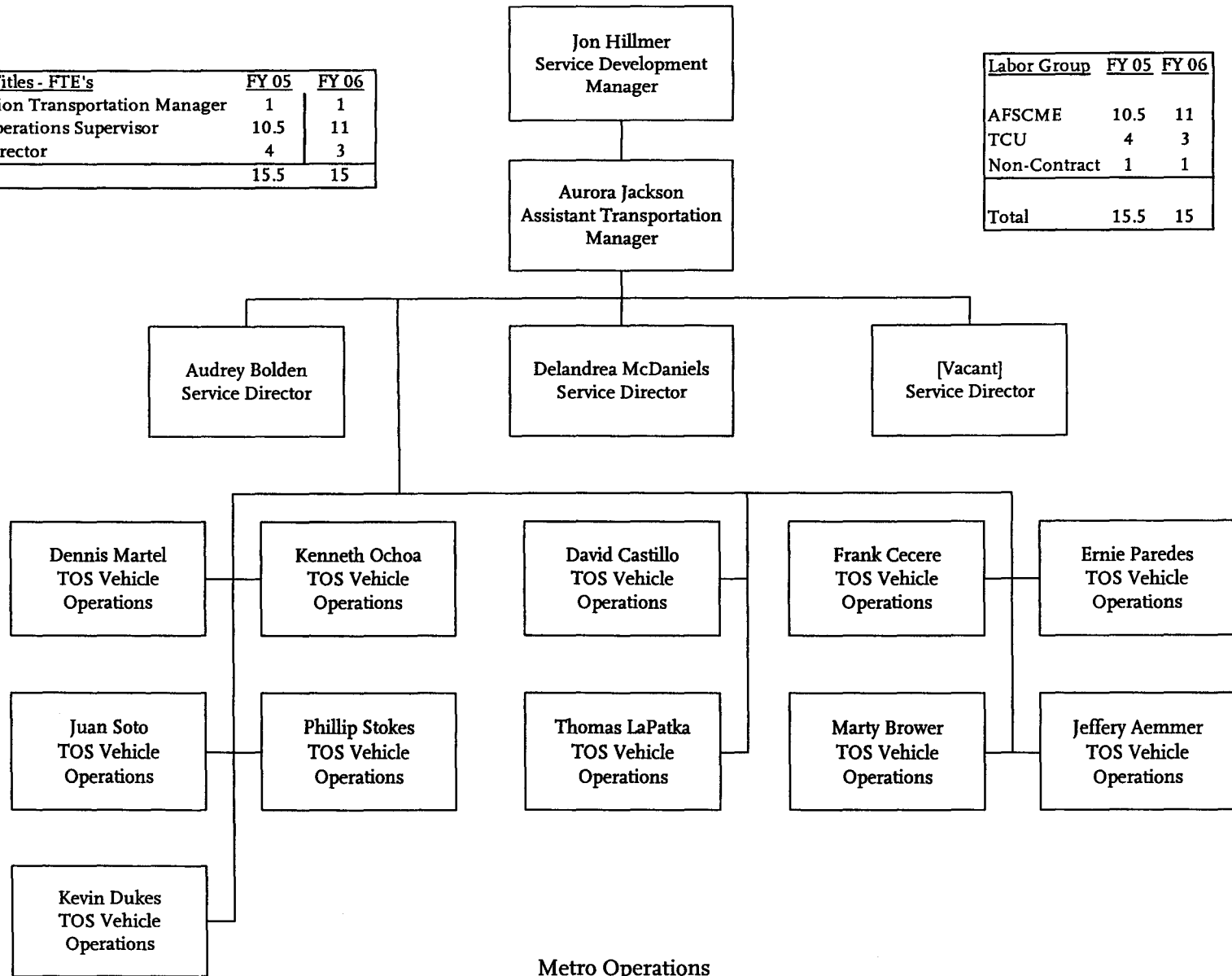


| <u>Labor Group</u> | <u>FY 05</u> | <u>FY 06</u> |
|--------------------|--------------|--------------|
| UTU | 324.5 | 326.8 |
| AFSCME | 11 | 11 |
| TCU | 1 | 1 |
| Non-Contract | 3 | 3 |
| Total | 339.5 | 341.8 |

San Gabriel Valley Service Sector Vehicle Operations

| Position Titles - FTE's | FY 05 | FY 06 |
|--------------------------------------|-------------|-----------|
| Asst Division Transportation Manager | 1 | 1 |
| Transit Operations Supervisor | 10.5 | 11 |
| Service Director | 4 | 3 |
| Total | 15.5 | 15 |

| Labor Group | FY 05 | FY 06 |
|--------------|-------------|-----------|
| AFSCME | 10.5 | 11 |
| TCU | 4 | 3 |
| Non-Contract | 1 | 1 |
| Total | 15.5 | 15 |

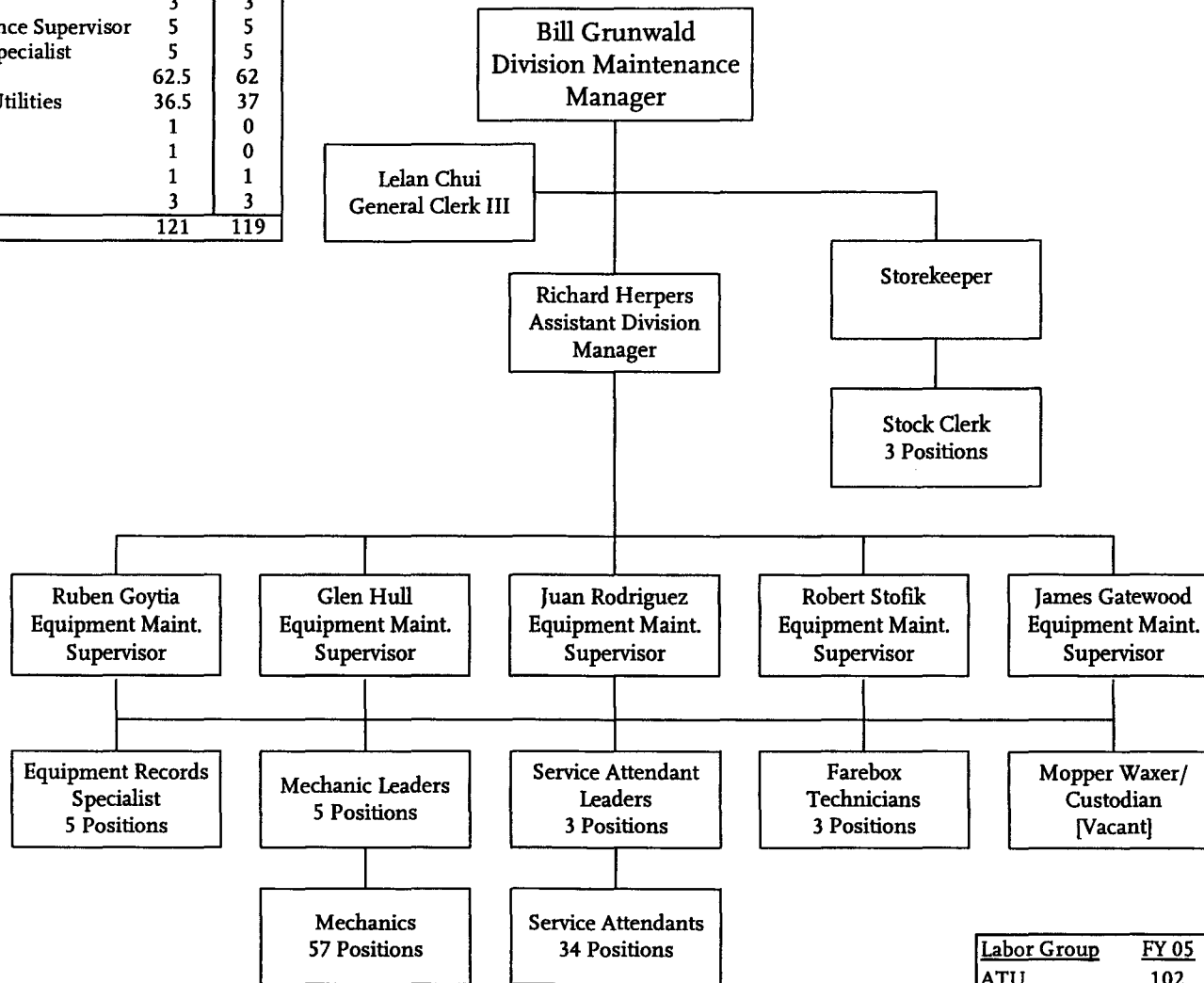


Metro Operations
Department 3003 - Cost Center 3312

Metro San Gabriel Valley

Maintenance Division 3

| Positions - FTEs | FY 05 | FY 06 |
|----------------------------------|------------|------------|
| Division Maintenance Manager | 1 | 1 |
| Asst Division Manager | 1 | 1 |
| General Clerk III | 1 | 1 |
| Farebox Technician | 3 | 3 |
| Equipment Maintenance Supervisor | 5 | 5 |
| Equipment Records Specialist | 5 | 5 |
| Mechanics | 62.5 | 62 |
| Service Attendants / Utilities | 36.5 | 37 |
| Custodian | 1 | 0 |
| Mopper Waxer | 1 | 0 |
| Storekeeper | 1 | 1 |
| Stock Clerk | 3 | 3 |
| Total | 121 | 119 |

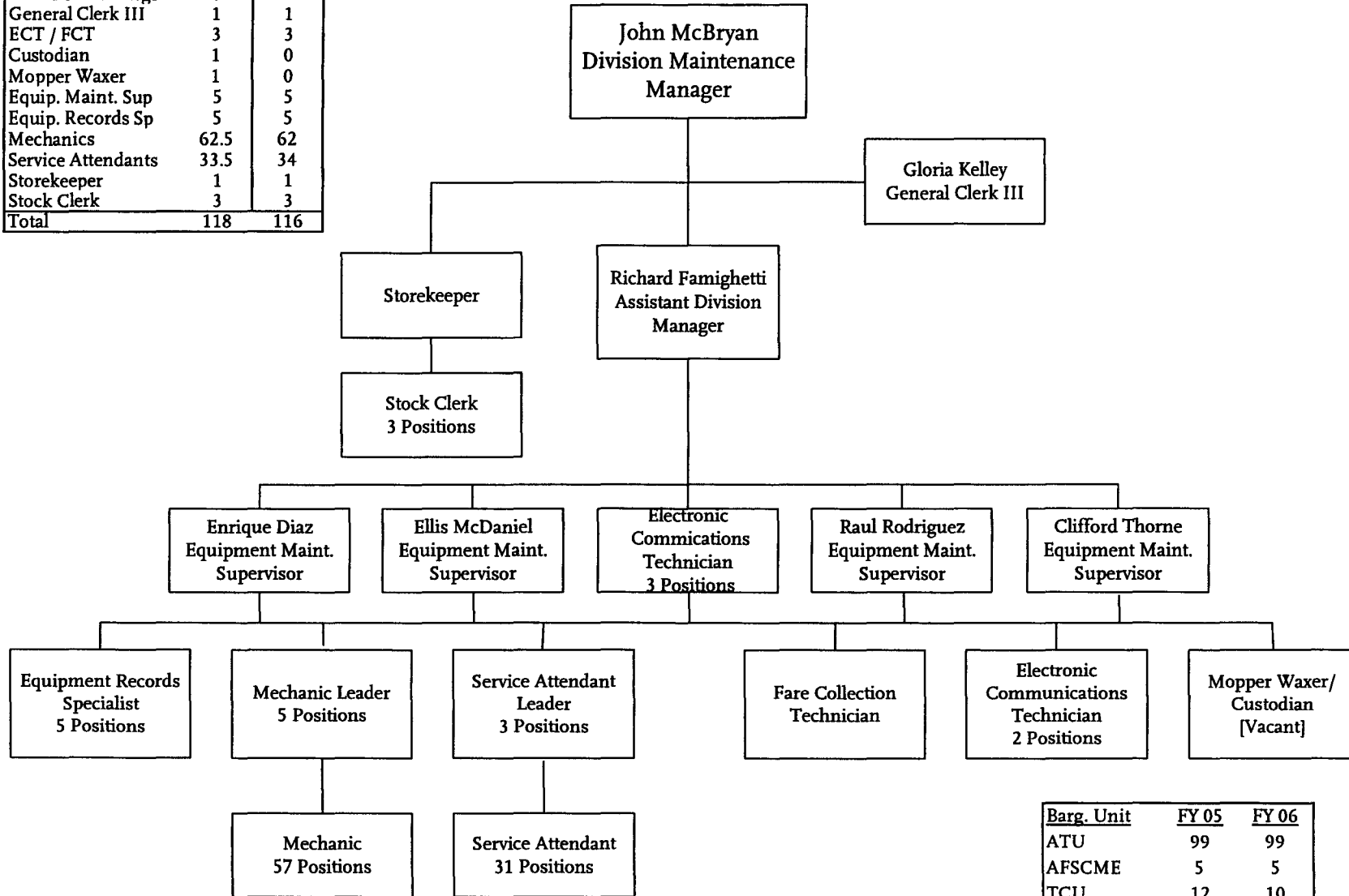


| Labor Group | FY 05 | FY 06 |
|--------------|------------|------------|
| ATU | 102 | 102 |
| AFSCME | 5 | 5 |
| TCU | 12 | 10 |
| Non-Contract | 2 | 2 |
| Total | 121 | 119 |

San Gabriel Valley Service Sector

Maintenance Division 9

| Positions - FTEs | FY 05 | FY 06 |
|---------------------|------------|------------|
| Division Maint. Mgr | 1 | 1 |
| Asst Division Mgr | 1 | 1 |
| General Clerk III | 1 | 1 |
| ECT / FCT | 3 | 3 |
| Custodian | 1 | 0 |
| Mopper Waxer | 1 | 0 |
| Equip. Maint. Sup | 5 | 5 |
| Equip. Records Sp | 5 | 5 |
| Mechanics | 62.5 | 62 |
| Service Attendants | 33.5 | 34 |
| Storekeeper | 1 | 1 |
| Stock Clerk | 3 | 3 |
| Total | 118 | 116 |



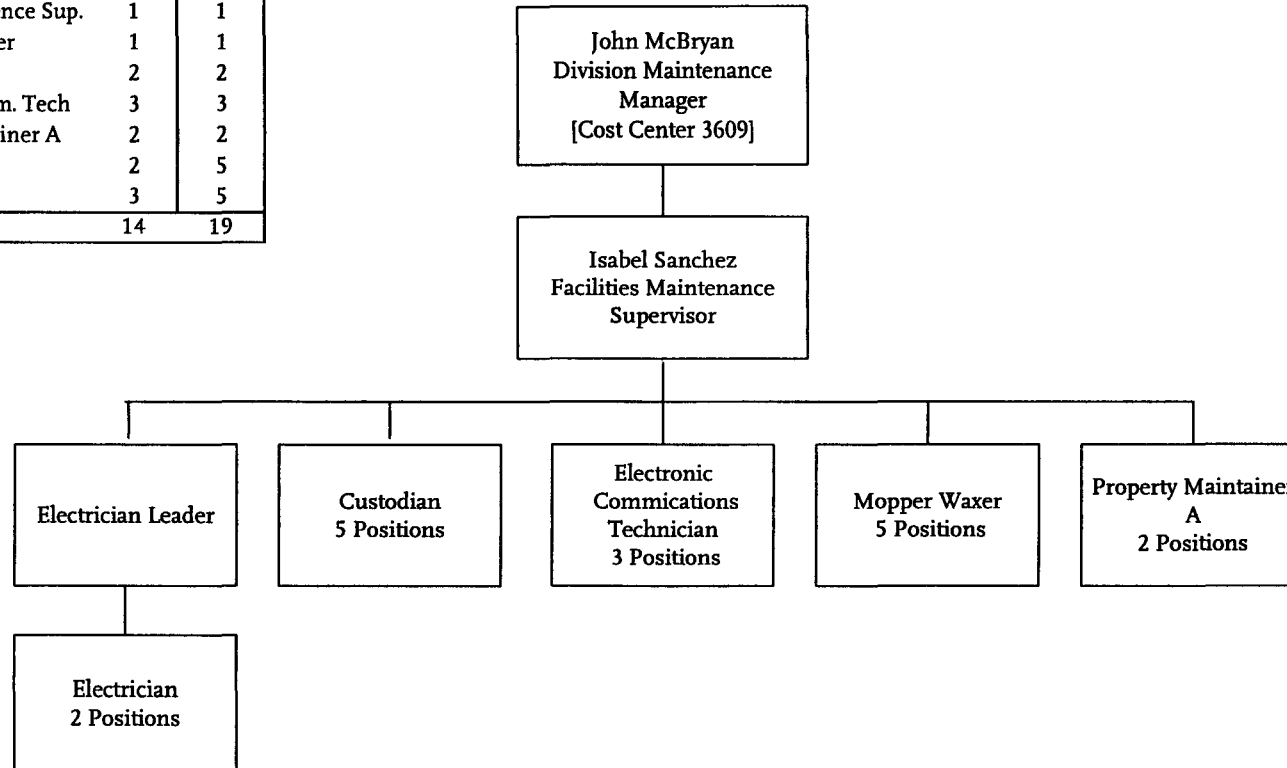
| Barg. Unit | FY 05 | FY 06 |
|--------------|------------|------------|
| ATU | 99 | 99 |
| AFSCME | 5 | 5 |
| TCU | 12 | 10 |
| Non-Contract | 2 | 2 |
| Total | 118 | 116 |

Metro Operations
Department 3003 - Cost Center 3609

San Gabriel Valley Service Sector

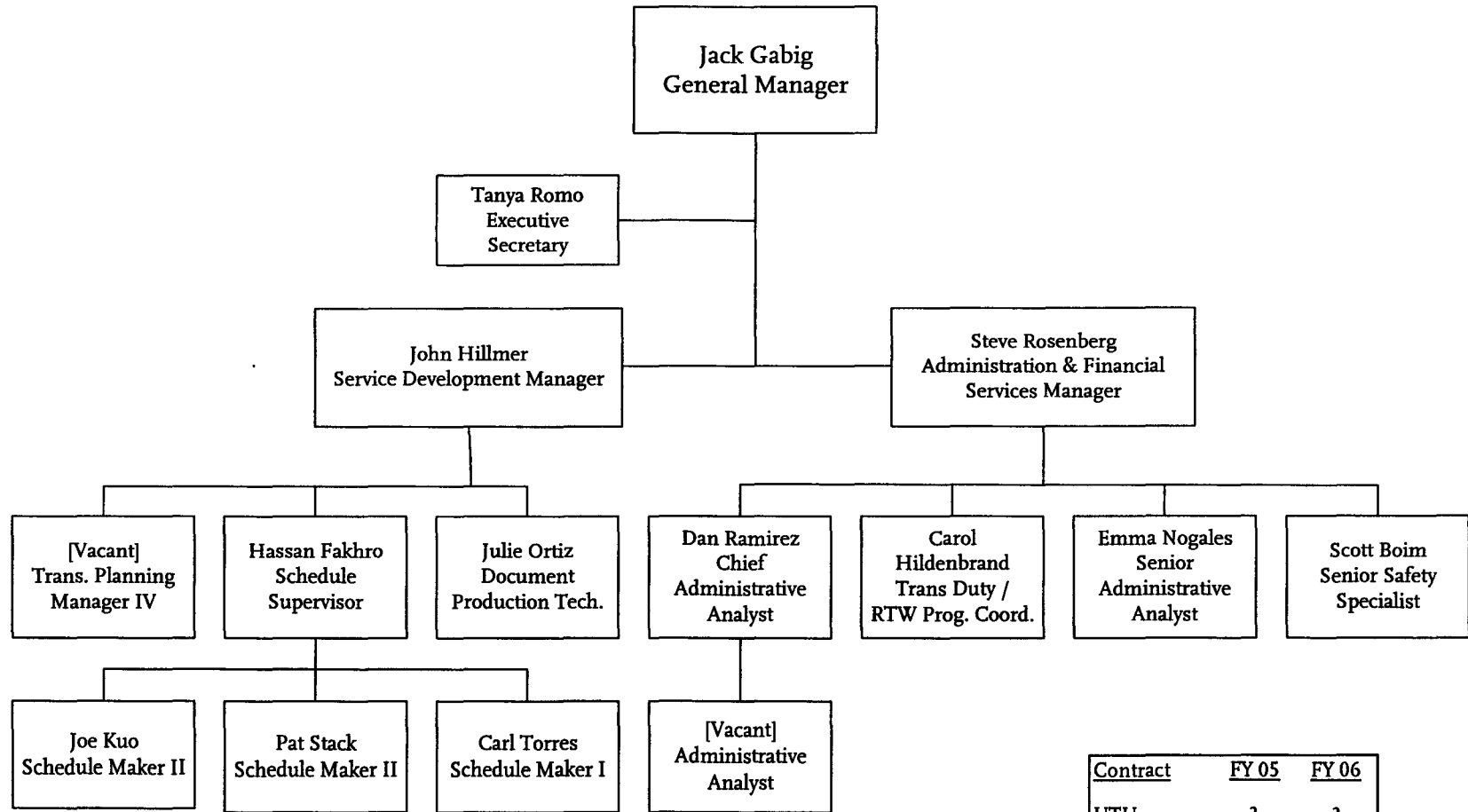
Facilities Maintenance

| <u>Positions - FTEs</u> | <u>FY 05</u> | <u>FY 06</u> |
|-----------------------------|--------------|--------------|
| Facilities Maintenance Sup. | 1 | 1 |
| Electrician Leader | 1 | 1 |
| Electrician | 2 | 2 |
| Electronic Comm. Tech | 3 | 3 |
| Property Maintainer A | 2 | 2 |
| Custodian | 2 | 5 |
| Mopper Waxer | 3 | 5 |
| Total | 14 | 19 |



| <u>Labor Group</u> | <u>FY 05</u> | <u>FY 06</u> |
|--------------------|--------------|--------------|
| ATU | 8 | 8 |
| AFSCME | 1 | 1 |
| TCU | 5 | 10 |
| Total | 14 | 19 |

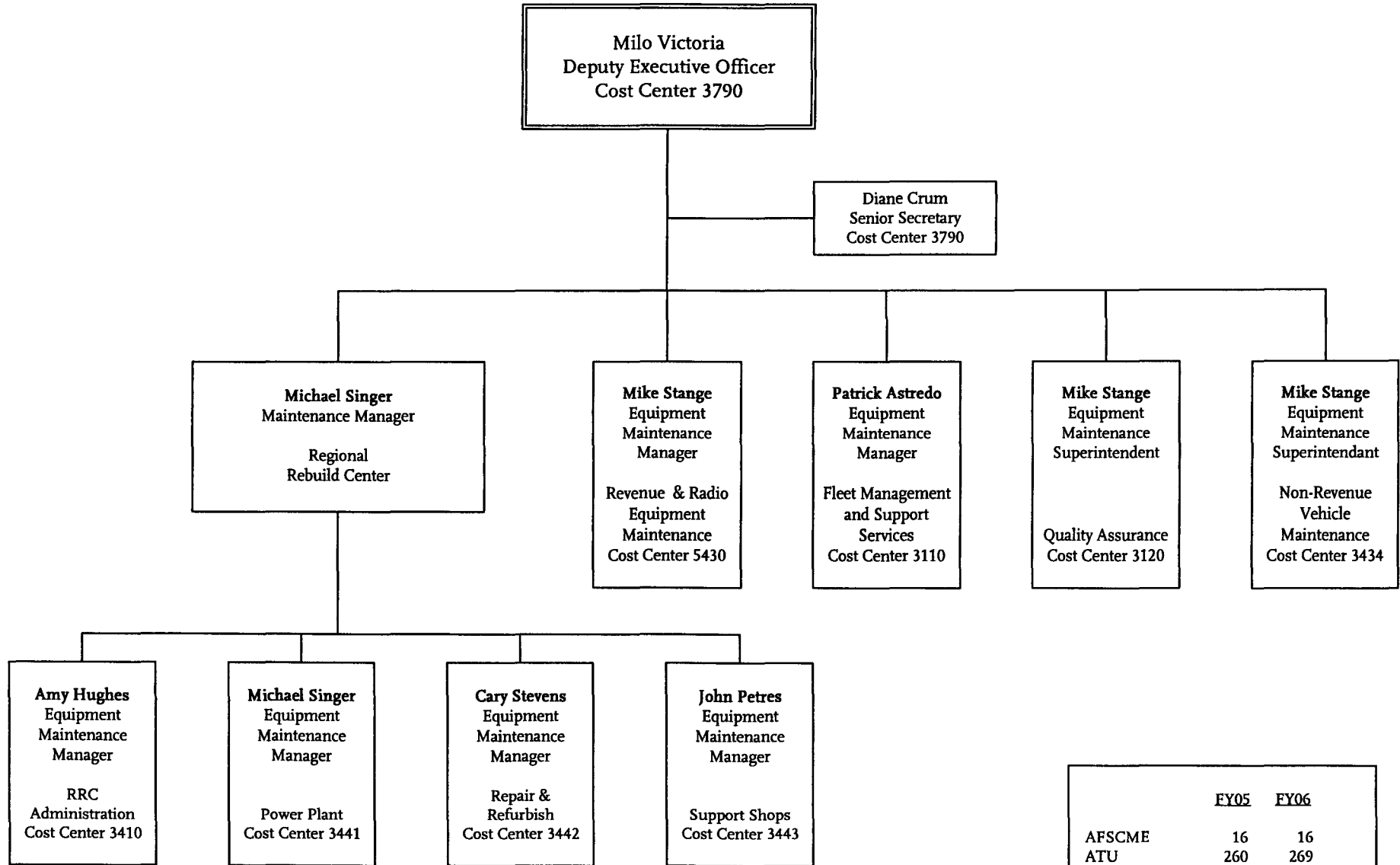
San Gabriel Valley Sector Office Administration



| Contract | FY 05 | FY 06 |
|--------------|-----------|-----------|
| UTU | 3 | 3 |
| AFSCME | 1 | 1 |
| TCU | 1 | 1 |
| Non-Contract | 11 | 10 |
| Total | 16 | 15 |

Metro Operations
Department 3003 - Cost Center 3302

Central Maintenance



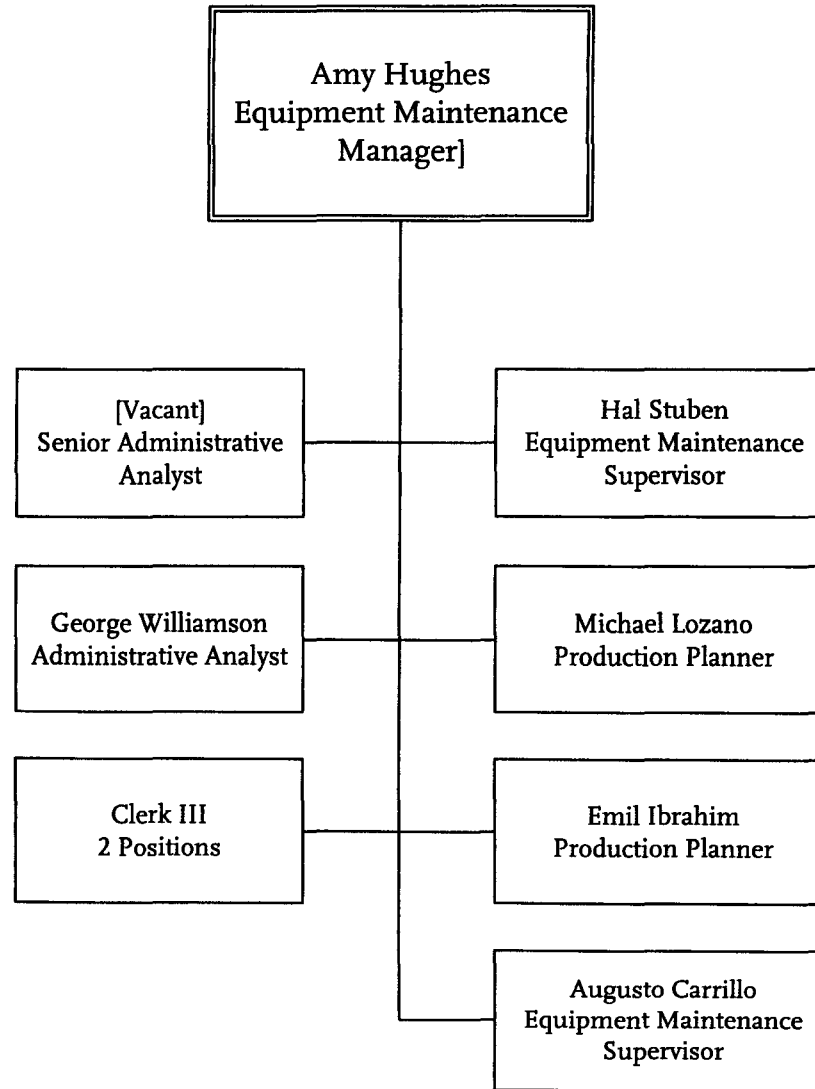
| | FY05 | FY06 |
|--------------|-----------|-----------|
| AFSCME | 16 | 16 |
| ATU | 260 | 269 |
| TCU | 6 | 6 |
| Non-Contract | <u>41</u> | <u>37</u> |
| TOTAL | 323 | 328 |

Metro Operations
Department 3500

Central Maintenance Regional Rebuild Center Administration

| POSITION | FY05 | FY06 |
|------------------------|----------|----------|
| Equip Maintaine Mgr | 0 | 1 |
| Equip Maint Supervisor | 0 | 2 |
| Production Planner | 0 | 2 |
| Sr. Admin Analyst | 1 | 1 |
| Admin Analyst | 1 | 1 |
| Asst. Admin Analyst | 0 | 0 |
| Gen Clerk III | 2 | 2 |
| Secretary | 0 | 0 |
| TOTAL | 4 | 9 |

| Labor Group | FY05 | FY06 |
|---------------|----------|----------|
| Non-Contract: | 2 | 5 |
| TCU | 2 | 2 |
| AFSCME | 0 | 2 |
| Total: | 4 | 9 |



Central Maintenance

Regional Rebuild Center

Power Plant & Support Shops

| Position | FY05 | FY06 |
|--------------------------|-----------|-----------|
| Mechanic "A" Leader | 7 | 5 |
| Mechanic "A" | 48 | 30 |
| Service Attendant | 5 | 2 |
| Warranty Equip Mech | 0 | 3 |
| Equipment Maint Mgr | 1 | 1 |
| Equip Records Specialist | 1 | 1 |
| Equip Maint Supervisor | 3 | 2 |
| Total | 65 | 44 |

Michael Singer
Equipment
Maintenance
Manager

Equipment Maintenance
Supervisor
2 Positions

Mechanic "A"
Leader
5 Positions

Service Attendant
2 Positions

Equipment Records
Specialist

Warranty Equipment
Mechanic
3 Positions

Mechanic "A"
30 Positions

| Labor Group | FY05 | FY06 |
|---------------|-----------|-----------|
| Non-Contract: | 1 | 1 |
| AFSCME: | 3 | 2 |
| ATU: | 60 | 40 |
| TCU | 1 | 1 |
| Total: | 65 | 44 |

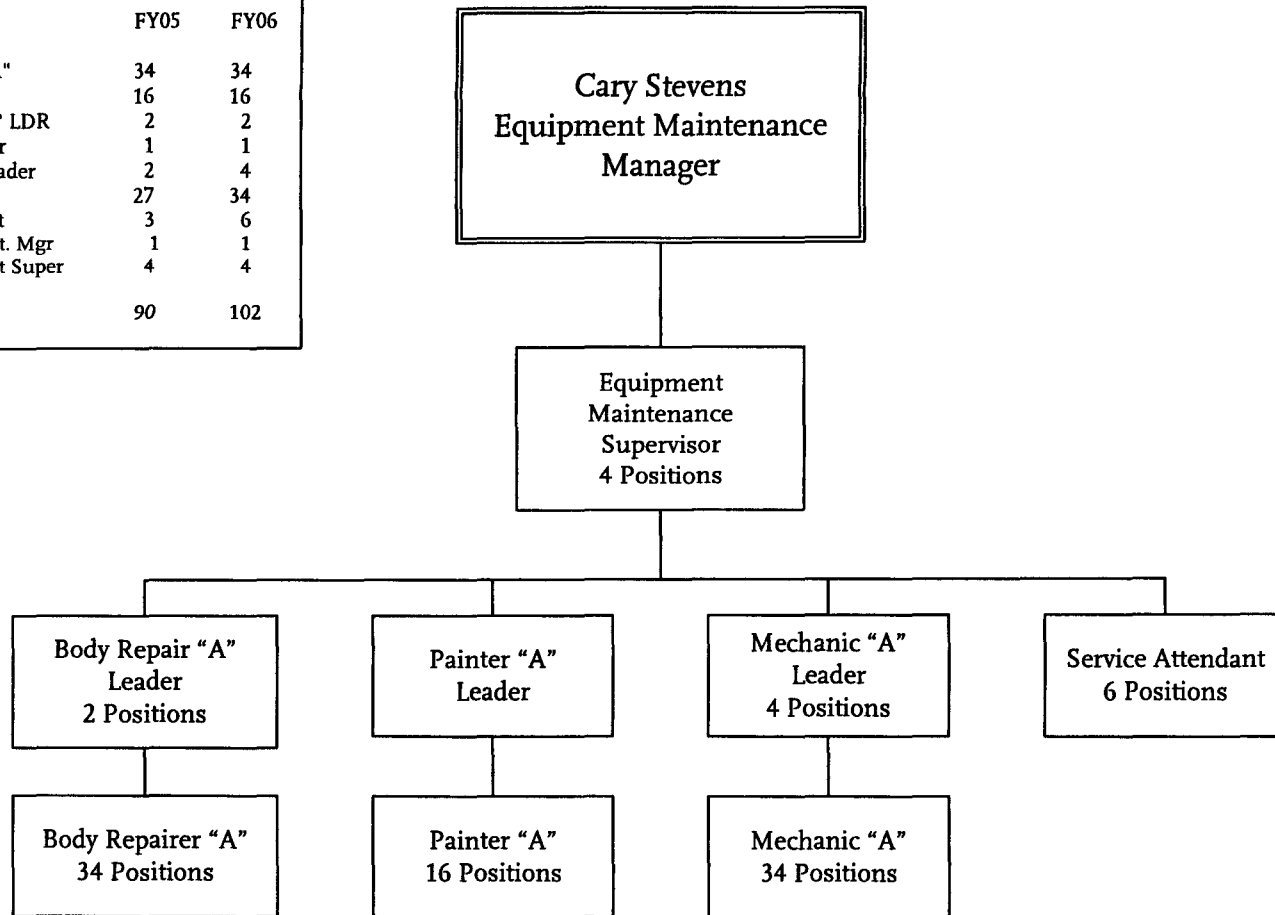
Metro Operations
Department 3500 - Cost Center 3441

Central Maintenance

Regional Rebuild Center

Repair & Refurbish

| Position | FY05 | FY06 |
|-----------------------|-----------|------------|
| Body Repairer "A" | 34 | 34 |
| Painter "A" | 16 | 16 |
| Body Repairer 'A' LDR | 2 | 2 |
| Painter 'A' Leader | 1 | 1 |
| Mechanic "A" Leader | 2 | 4 |
| Mechanic "A" | 27 | 34 |
| Service Attendant | 3 | 6 |
| Equipment Maint. Mgr | 1 | 1 |
| Equipment Maint Super | 4 | 4 |
| Total | 90 | 102 |



| Labor Group | FY05 | FY06 |
|---------------|-----------|------------|
| Non-Contract: | 1 | 1 |
| AFSCME: | 4 | 4 |
| ATU: | 85 | 97 |
| Total: | 90 | 102 |

Central Maintenance Regional Rebuild Center Support Shops

John Petres
Equipment Maintenance
Manager

William Dellosa
Equipment Maintenance
Supervisor

John Freeman
Equipment Maintenance
Supervisor

Welder Leader

Sheet Metal Worker

Mechanic "A" Leader
3 Positions

Machinist Leader

Service Attendant
2 Positions

Welder
7 Positions

Sheet Metal Worker
4 Positions

Mechanic "A"
16 Positions

Machinist
4 Positions

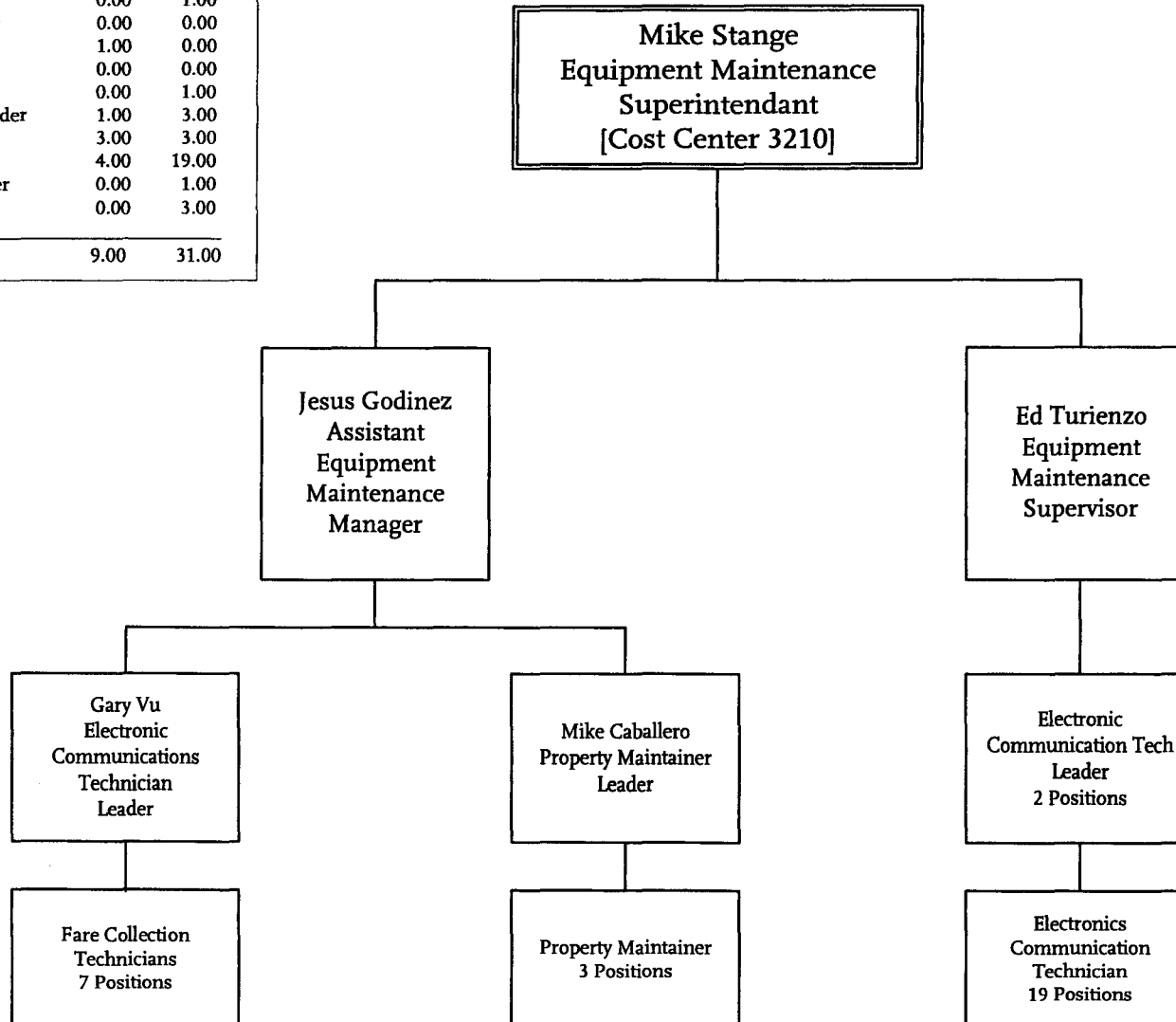
| Postion | FY05 | FY06 |
|-----------------------|-----------|-----------|
| Equip Maint Manager | 1 | 1 |
| Machinist | 3 | 4 |
| Machinist Leader | 1 | 1 |
| Welder (RRC) Leader | 1 | 1 |
| Sheet Metal Worker | 4 | 4 |
| Sheet Metal Leader | 1 | 1 |
| Mechanic "A" Leader | 3 | 3 |
| Mechanic "A" | 26 | 16 |
| Service Attendant | 2 | 2 |
| Welder (RRC) | 8 | 7 |
| Equipment Maint Super | 2 | 2 |
| TOTAL | 46 | 42 |

| Labor Group | FY05 | FY06 |
|---------------|-----------|-----------|
| Non-Contract: | 1 | 1 |
| AFSCME: | 2 | 2 |
| ATU: | 43 | 39 |
| Total: | 46 | 42 |

Central Maintenance

Revenue & Radio Equipment Maintenance

| Position - FTEs | FY05 | FY06 |
|------------------------|-------------|--------------|
| Asst Equip Maint Mgr | 0.00 | 1.00 |
| Equipment Maint Mgr | 0.00 | 0.00 |
| Admin Analyst | 1.00 | 0.00 |
| Sr Secretary | 0.00 | 0.00 |
| Equip Maint Super | 0.00 | 1.00 |
| Elect Comm Tech Leader | 1.00 | 3.00 |
| Fare Collection Tech | 3.00 | 3.00 |
| Elect Comm Tech | 4.00 | 19.00 |
| Prop Maintainer Leader | 0.00 | 1.00 |
| Prop Maintainer | 0.00 | 3.00 |
| Total : | 9.00 | 31.00 |

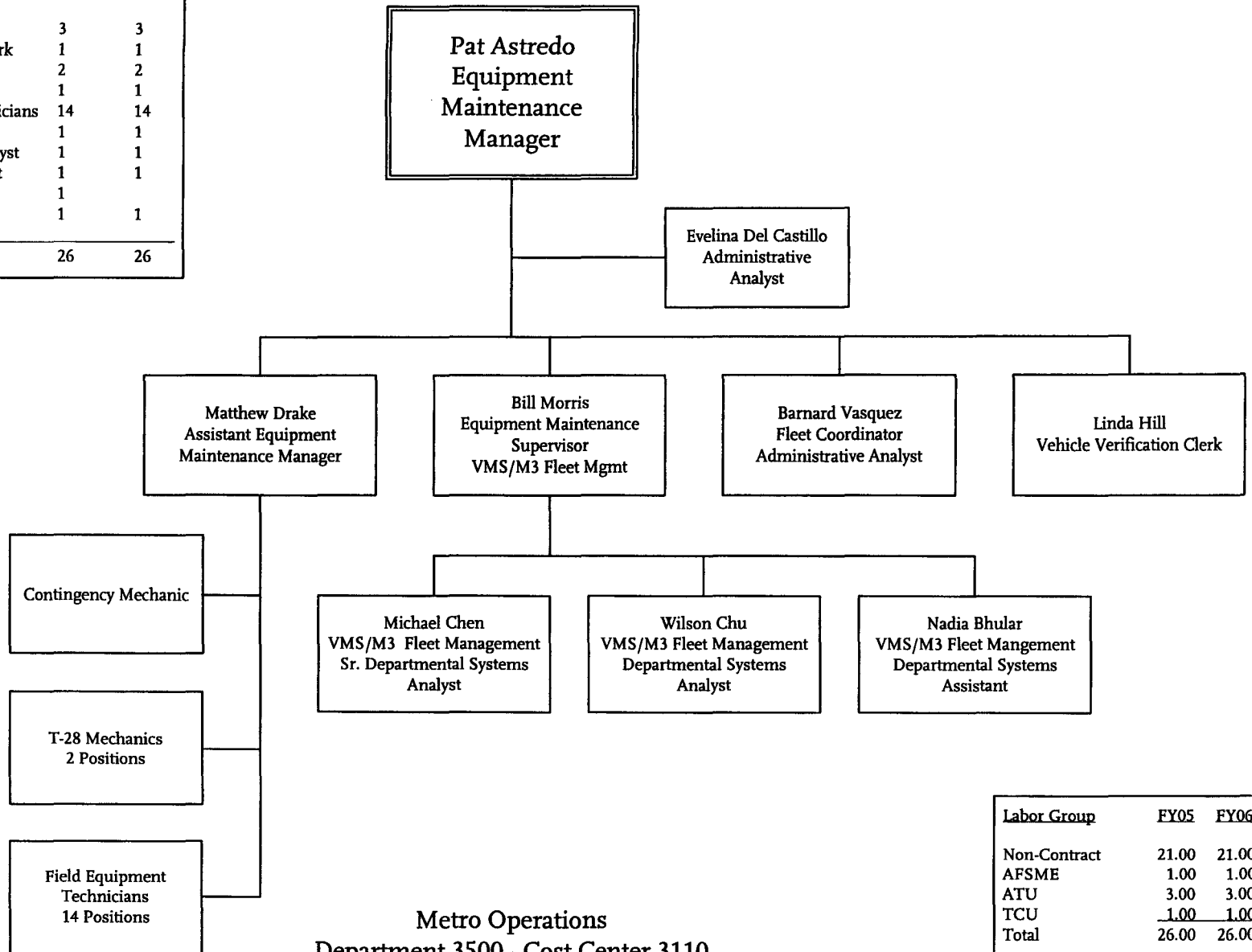


| Labor Group | FY05 | FY06 |
|----------------|----------|-----------|
| Non-Contract | 1 | 1 |
| AFSCME | 0 | 0 |
| ATU | 8 | 29 |
| Total : | 9 | 31 |

Central Maintenance

Fleet Management & Support Services

| Position - FTEs | FY05 | FY06 |
|-----------------------------|-----------|-----------|
| Mechanic "A" | 3 | 3 |
| Vehicle Verification Clerk | 1 | 1 |
| Administrative Analyst | 2 | 2 |
| Equipment Maint Mgr | 1 | 1 |
| Field Equipment Technicians | 14 | 14 |
| Asst. Eqpt Maint Mgr | 1 | 1 |
| Sr. Deptmntl Syst Analyst | 1 | 1 |
| Deptmntal Syst Analyst | 1 | 1 |
| Deptmntal Syst Asst1 | 1 | 1 |
| Equipment Maint Ins | 1 | 1 |
| Total: | 26 | 26 |

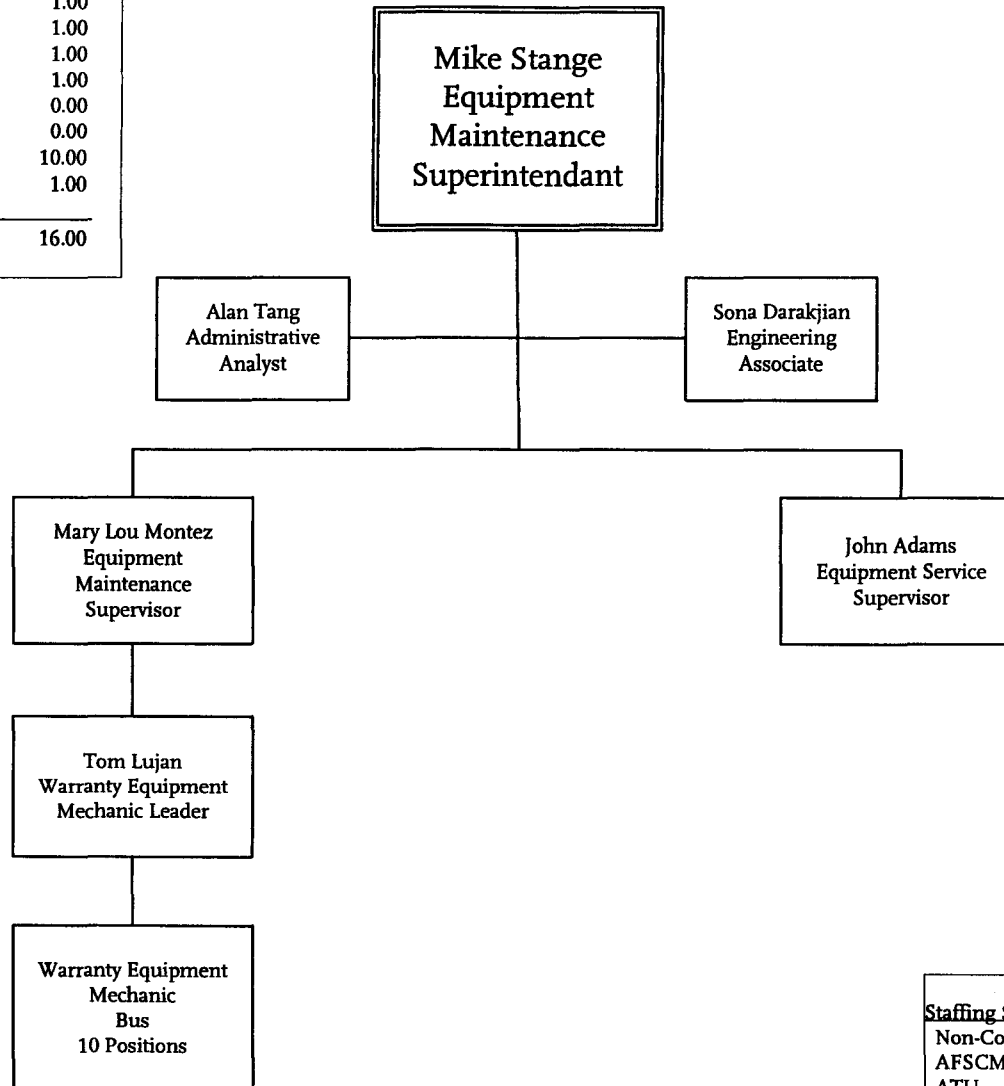


Metro Operations
Department 3500 - Cost Center 3110

| Labor Group | FY05 | FY06 |
|--------------|--------------|--------------|
| Non-Contract | 21.00 | 21.00 |
| AFSME | 1.00 | 1.00 |
| ATU | 3.00 | 3.00 |
| TCU | 1.00 | 1.00 |
| Total | 26.00 | 26.00 |

Central Maintenance Quality Assurance

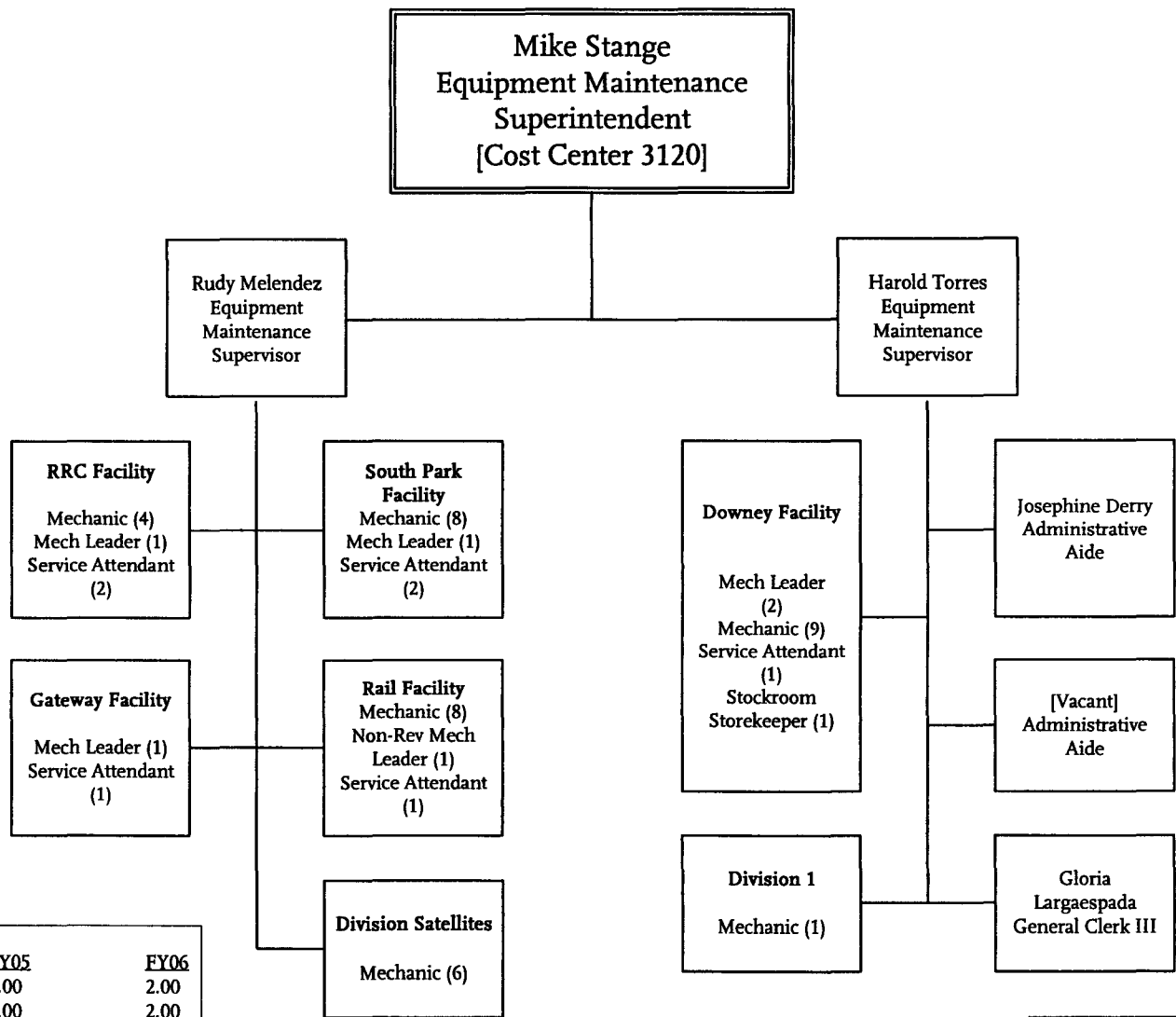
| Position - FTEs | FY05 | FY06 |
|-----------------------------|--------------|--------------|
| Administrative Analyst | 0.00 | 1.00 |
| Assistant Equip Maint. Mgr. | 1.00 | 0.00 |
| Engineering Association | 1.00 | 1.00 |
| Equipment Maint Supt. | 1.00 | 1.00 |
| Equipment Maint Super. | 1.00 | 1.00 |
| Equipment Service Super. | 1.00 | 1.00 |
| Environ. Specialist II | 3.00 | 0.00 |
| Environ. Services Mgr. | 1.00 | 0.00 |
| Warranty Equip Mech. Bus | 10.00 | 10.00 |
| Warranty Equip Mech. Leader | 1.00 | 1.00 |
| Total : | 20.00 | 16.00 |



| Staffing Summary | FY05 | FY06 |
|------------------|--------------|--------------|
| Non-Contract | 7.00 | 3.00 |
| AFSCME | 3.25 | 2.00 |
| ATU | 19.00 | 11.00 |
| TCU | 0.00 | 0.00 |
| Total : | 20.00 | 16.00 |

Central Maintenance

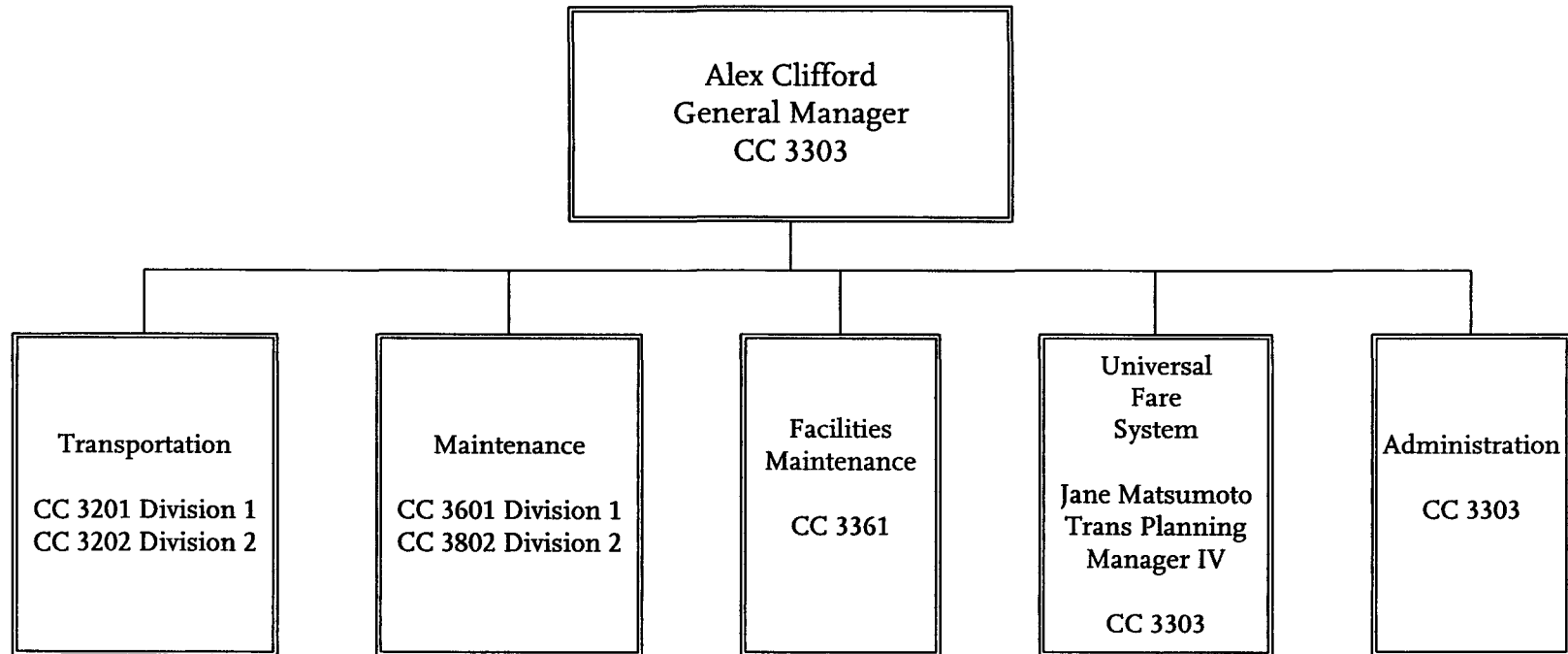
Non-Revenue Vehicle Maintenance



| Position - FTEs | FY05 | FY06 |
|---------------------------|--------------|--------------|
| Equipment Maint Super. | 2.00 | 2.00 |
| Administrative Aide | 2.00 | 2.00 |
| General Clerk III | 1.00 | 1.00 |
| Non-Rev Equip Mech Leader | 1.00 | 1.00 |
| Non-Rev Equip Mech | 8.00 | 8.00 |
| Mechanic Leader | 5.00 | 5.00 |
| Mechanics | 28.00 | 28.00 |
| Service Attendant | 8.00 | 8.00 |
| Storekeeper | 1.00 | 1.00 |
| Total : | 56.00 | 56.00 |

| Labor Group | FY05 | FY06 |
|----------------|--------------|--------------|
| Non-Contract | 2.00 | 2.00 |
| AFSCME | 2.00 | 2.00 |
| ATU | 50.00 | 50.00 |
| TCU | 2.00 | 2.00 |
| Total : | 56.00 | 56.00 |

Gateway Cities Service Sector



| <u>Labor Group</u> | <u>FY 05</u> | <u>FY 06</u> |
|--------------------|---------------|-----------------|
| UTU | 681.50 | 749.10 |
| AFSCME | 43.00 | 44.00 |
| ATU | 202.50 | 216.00 |
| TCU | 29.00 | 29.00 |
| Non-Contract | 20.00 | 21.00 |
| TOTAL | 976.00 | 1,059.10 |

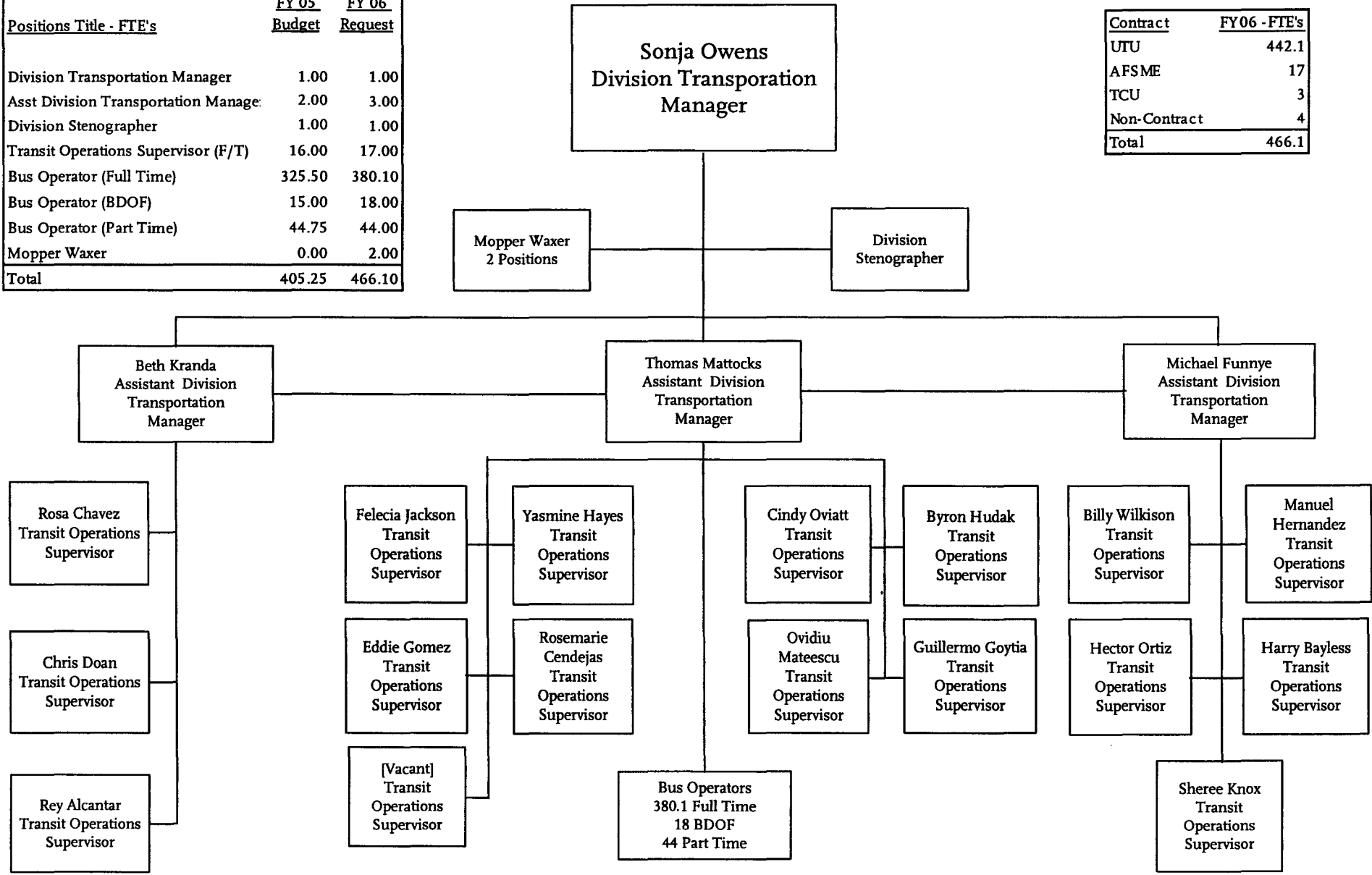
Metro Operations
Department 3004

Gateway Cities Service Sector

Transportation Division 1

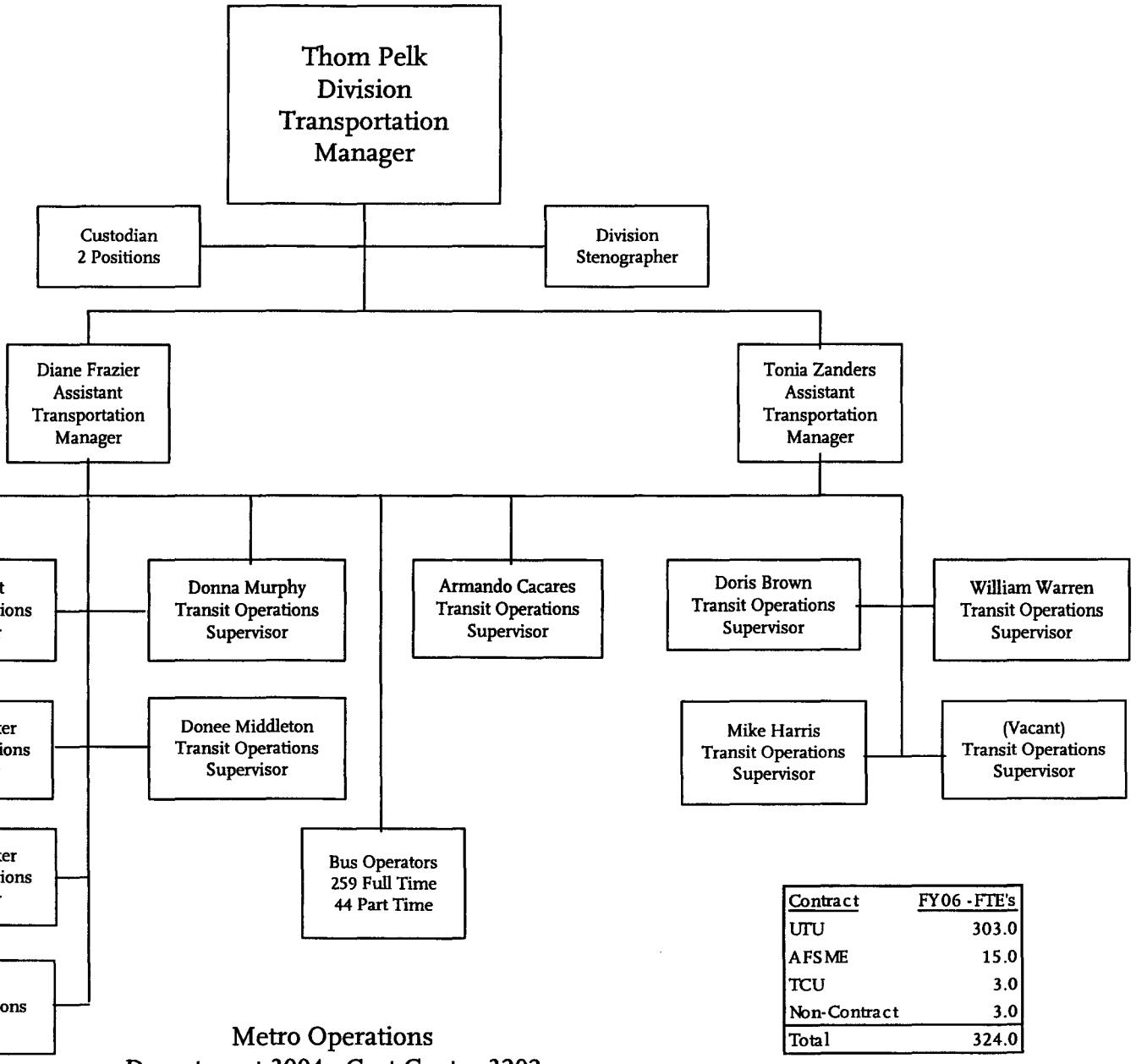
| Positions Title - FTE's | FY 05 | FY 06 |
|--------------------------------------|---------------|---------------|
| | Budget | Request |
| Division Transportation Manager | 1.00 | 1.00 |
| Asst Division Transportation Manager | 2.00 | 3.00 |
| Division Stenographer | 1.00 | 1.00 |
| Transit Operations Supervisor (F/T) | 16.00 | 17.00 |
| Bus Operator (Full Time) | 325.50 | 380.10 |
| Bus Operator (BDOF) | 15.00 | 18.00 |
| Bus Operator (Part Time) | 44.75 | 44.00 |
| Mopper Waxer | 0.00 | 2.00 |
| Total | 405.25 | 466.10 |

| Contract | FY06 - FTE's |
|--------------|--------------|
| UTU | 442.1 |
| AFSME | 17 |
| TCU | 3 |
| Non-Contract | 4 |
| Total | 466.1 |



Gateway Cities Service Sector Transportation Division 2

| Positions Title - FTE's | FY 05 Budget | FY 06 Request |
|----------------------------------|-----------------|------------------|
| Division Transportation Manager | 1.00 | 1.00 |
| Asst Division Transportation Mgr | 2.00 | 2.00 |
| Division Stenographer | 1.00 | 1.00 |
| Transit Operations Supervisor | 15.00 | 15.00 |
| Bus Operator (Full Time) | 249.50 | 259.00 |
| Bus Operator (Part Time) | 42.75 | 44.00 |
| Custodian | 0.00 | 2.00 |
| Total | 311.25 | 324.00 |



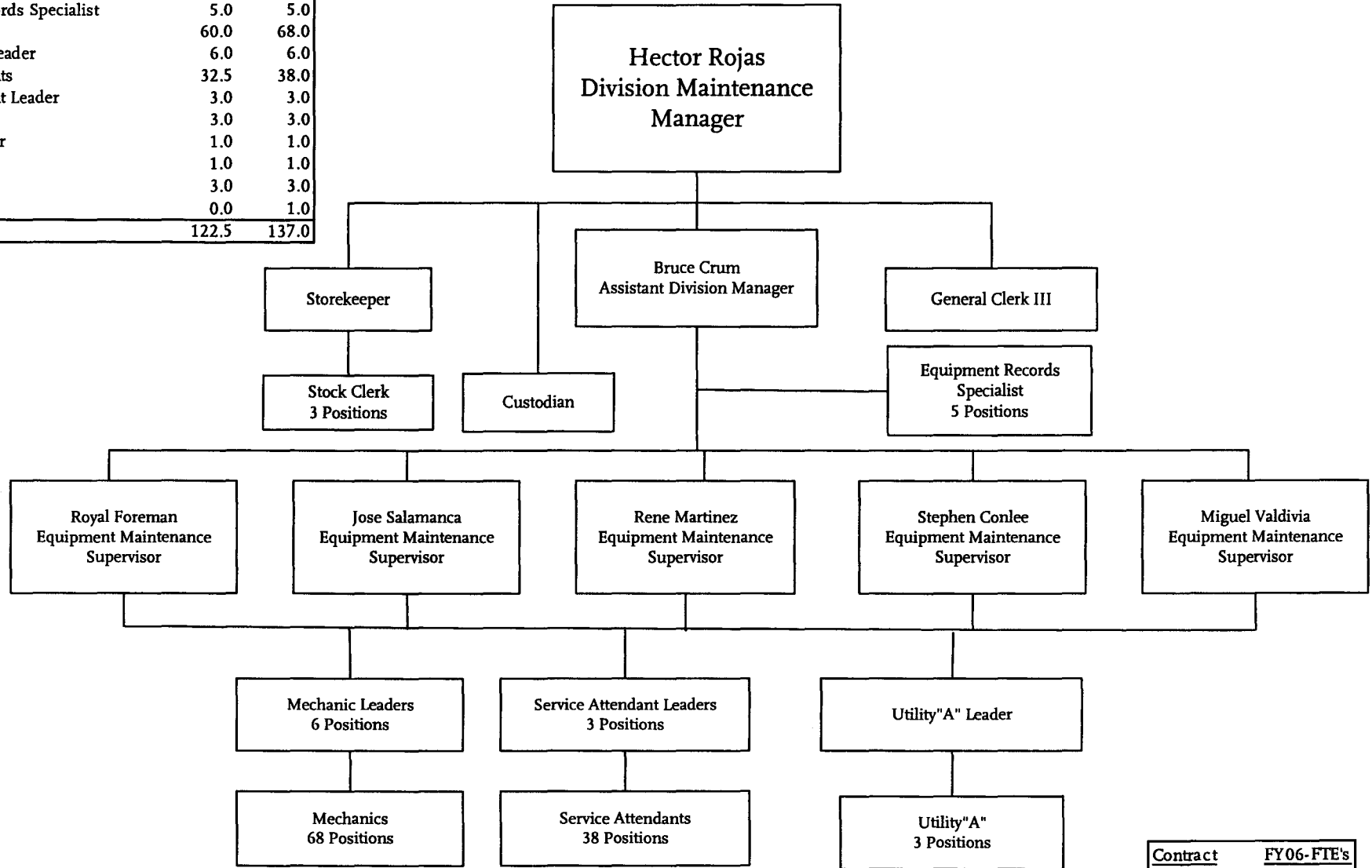
Metro Operations
Department 3004 - Cost Center 3202

| Contract | FY06 - FTE's |
|--------------|--------------|
| UTU | 303.0 |
| AFSME | 15.0 |
| TCU | 3.0 |
| Non-Contract | 3.0 |
| Total | 324.0 |

Gateway Cities Service Sector

Maintenance Division 1

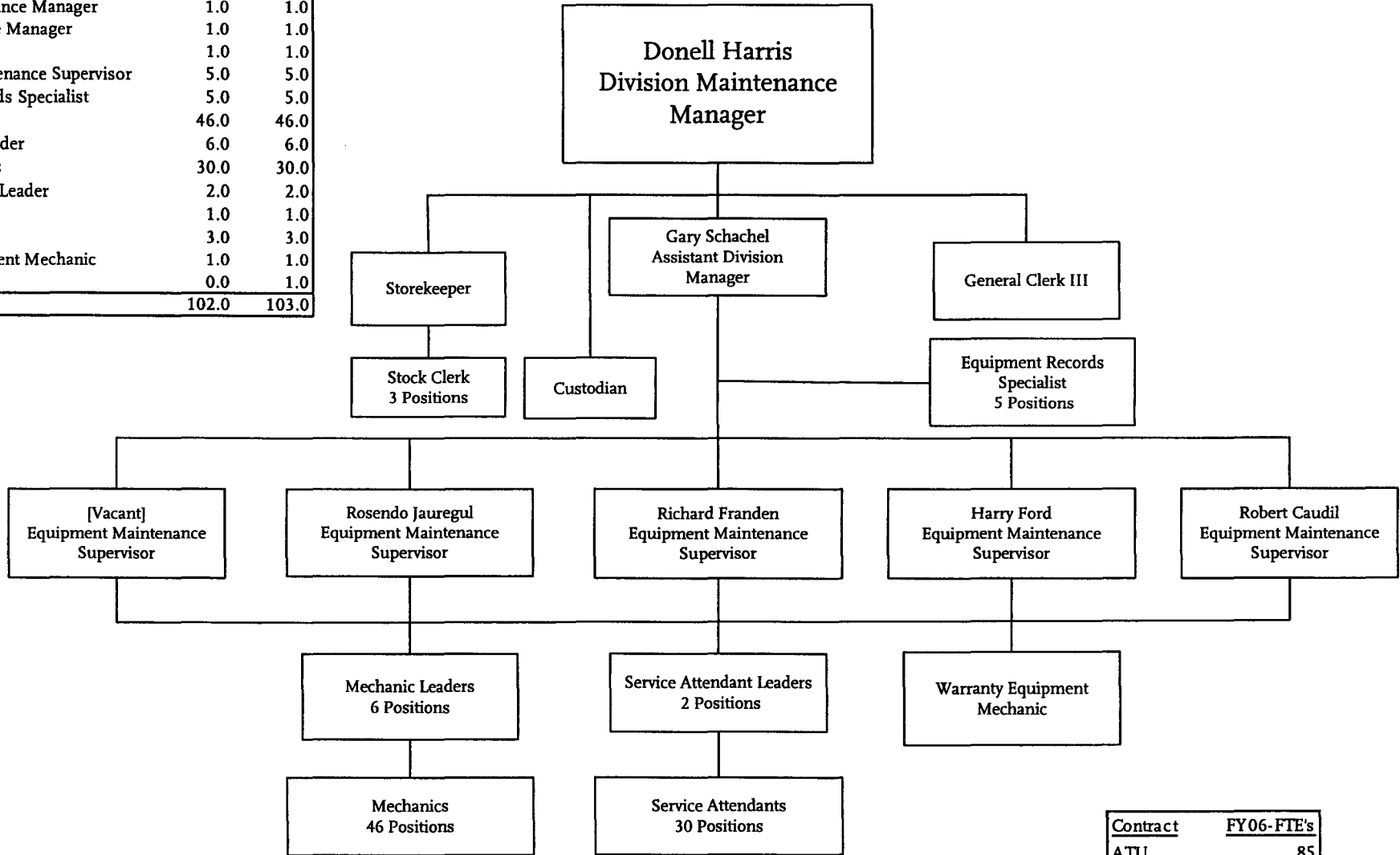
| Positions - FTEs | FY 05 Budget | FY 06 Request |
|----------------------------------|-----------------|------------------|
| Division Maintenance Manager | 1.0 | 1.0 |
| Asst Maintenance Manager | 1.0 | 1.0 |
| General Clerk III | 1.0 | 1.0 |
| Equipment Maintenance Supervisor | 5.0 | 5.0 |
| Equipment Records Specialist | 5.0 | 5.0 |
| Mechanic "A" | 60.0 | 68.0 |
| Mechanic "A" Leader | 6.0 | 6.0 |
| Service Attendants | 32.5 | 38.0 |
| Service Attendant Leader | 3.0 | 3.0 |
| Utility" A" | 3.0 | 3.0 |
| Utility" A" Leader | 1.0 | 1.0 |
| Storekeeper | 1.0 | 1.0 |
| Stock Clerk | 3.0 | 3.0 |
| Custodian | 0.0 | 1.0 |
| Total | 122.5 | 137.0 |



| Contract | FY06- FTE's |
|--------------|-------------|
| ATU | 119 |
| AFSCME | 5 |
| TCU | 11 |
| Non-Contract | 2 |
| Total | 137 |

Gateway Cities Service Sector Maintenance Division 2

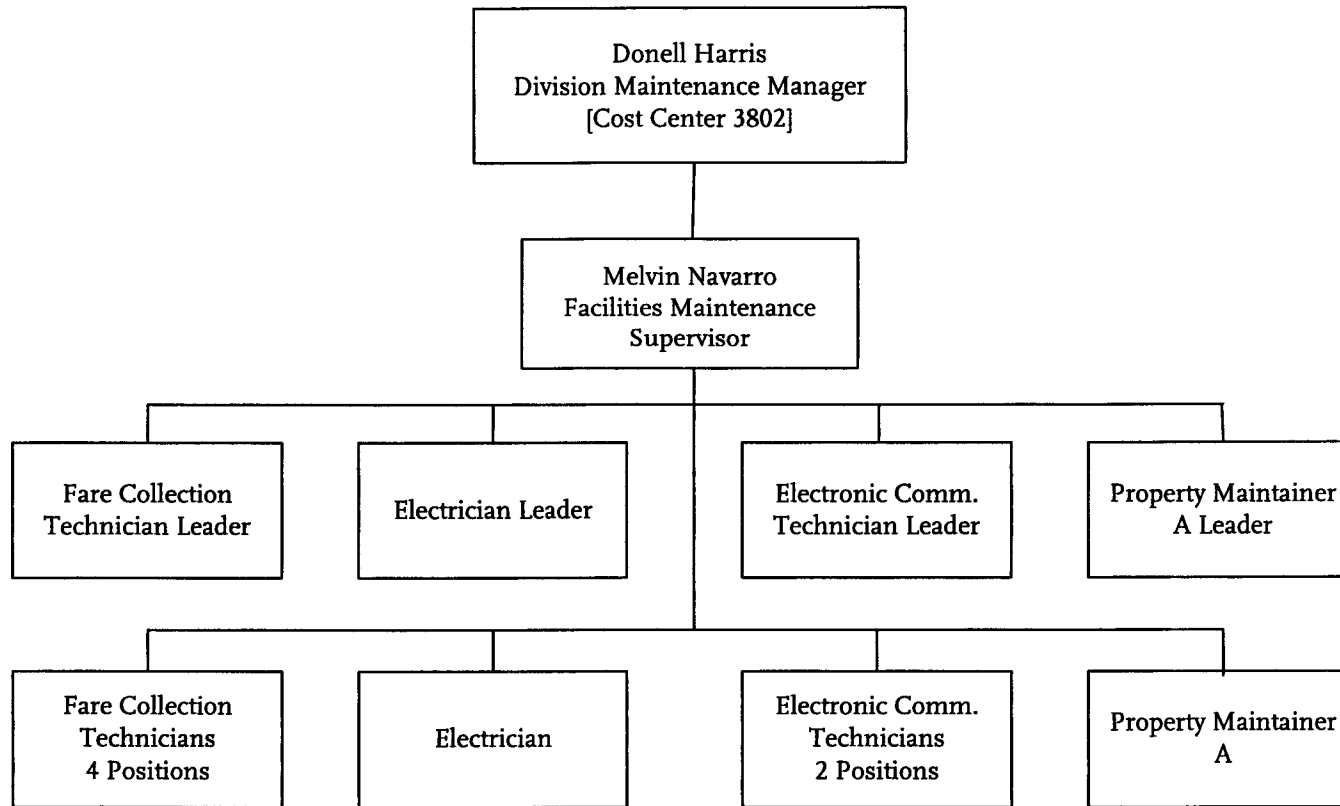
| <u>Positions - FTEs</u> | <u>FY 05 Budget</u> | <u>FY 06 Request</u> |
|----------------------------------|-------------------------|--------------------------|
| Division Maintenance Manager | 1.0 | 1.0 |
| Asst Maintenance Manager | 1.0 | 1.0 |
| General Clerk III | 1.0 | 1.0 |
| Equipment Maintenance Supervisor | 5.0 | 5.0 |
| Equipment Records Specialist | 5.0 | 5.0 |
| Mechanic "A" | 46.0 | 46.0 |
| Mechanic "A" Leader | 6.0 | 6.0 |
| Service Attendants | 30.0 | 30.0 |
| Service Attendant Leader | 2.0 | 2.0 |
| Storekeeper | 1.0 | 1.0 |
| Stock Clerk | 3.0 | 3.0 |
| Warranty Equipment Mechanic | 1.0 | 1.0 |
| Custodian | 0.0 | 1.0 |
| Total | 102.0 | 103.0 |



| <u>Contract</u> | <u>FY06-FTE's</u> |
|-----------------|-------------------|
| ATU | 85 |
| AFSCME | 5 |
| TCU | 11 |
| Non-Contract | 2 |
| Total | 103 |

Gateway Cities Service Sector

Facilities & Fare Box Maintenance

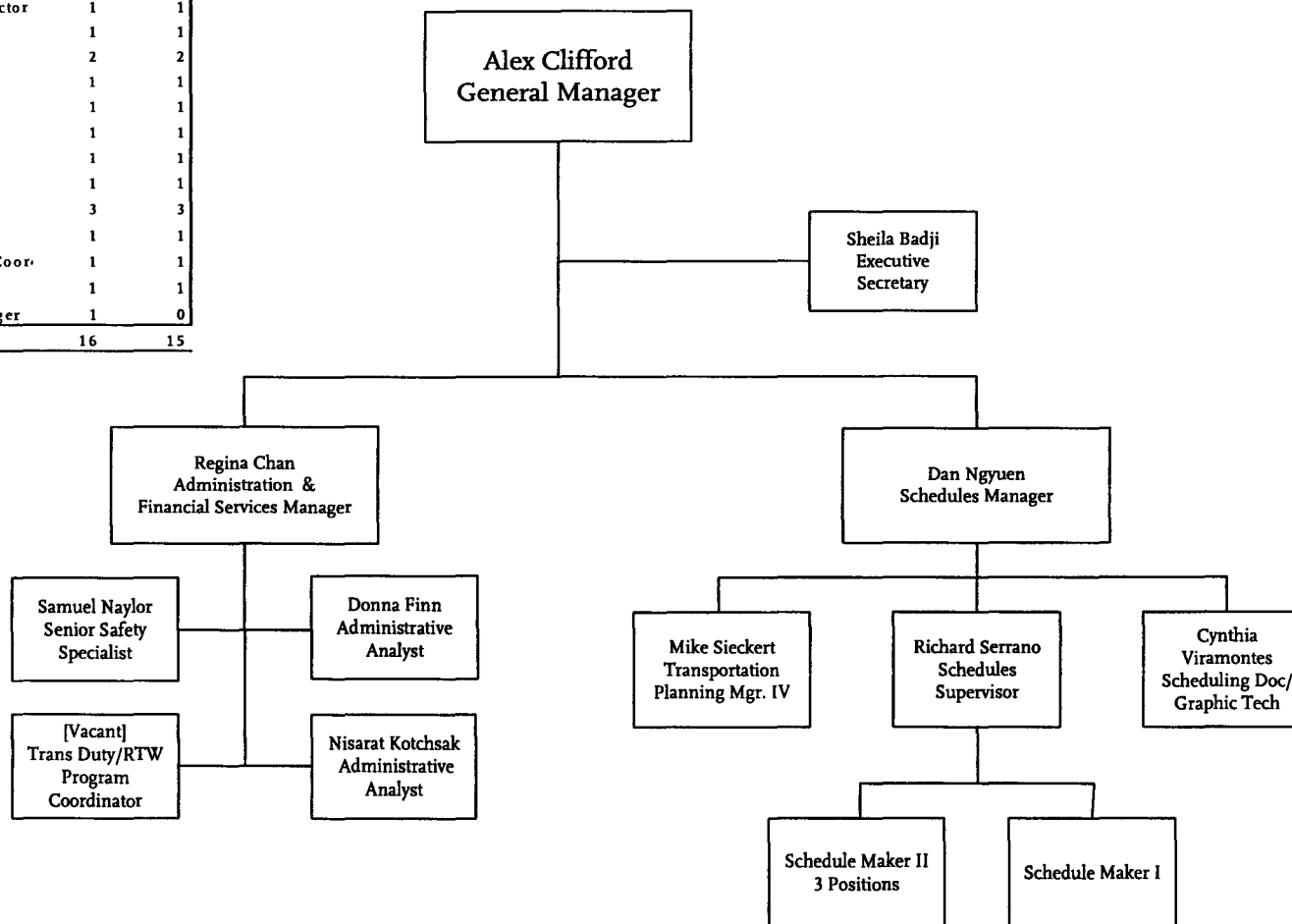


| <u>Positions Titles - FTEs</u> | <u>FY05</u> | <u>FY06</u> |
|--------------------------------|-------------|-------------|
| Facilities Maint. Supv. | 1 | 1 |
| Electronic Comm. Ldr. | 1 | 1 |
| Electronic Comm. Tech. | 2 | 2 |
| Electrician Leader | 1 | 1 |
| Electrician | 1 | 1 |
| Property Maintainer Ldr. A | 1 | 1 |
| Property Maintainer A | 1 | 1 |
| Fare Collection Tech Ldr | 0 | 1 |
| Fare Collection Techs | 5 | 4 |
| Custodians | 4 | 0 |
| Moppers/Waxers | 2 | 0 |
| Total | 19 | 13 |

| <u>Contract-FTEs</u> | <u>FY06</u> |
|----------------------|-------------|
| ATU | 12 |
| AFSCME | 1 |
| TOTAL | 13 |

Gateway Cities Service Sector Administration

| Positions Titles - FTEs | FY05 | FY06 |
|---------------------------------|-----------|-----------|
| | Budget | Request |
| General Manager, Service Sector | 1 | 1 |
| Admin & Financial Serv Mgr | 1 | 1 |
| Administrative Analyst | 2 | 2 |
| Executive Secretary | 1 | 1 |
| Schedules Manager | 1 | 1 |
| Transp Plng Mgr IV | 1 | 1 |
| Schedules Supervisor | 1 | 1 |
| Schedule Maker I | 1 | 1 |
| Schedule Maker II | 3 | 3 |
| Senior Safety Specialist | 1 | 1 |
| Trans Duty/RTW Program Coord | 1 | 1 |
| Schedg Doc/ Graphic Tech | 1 | 1 |
| Community Relations Manager | 1 | 0 |
| Total | 16 | 15 |



| Contract | FY06 FTE's |
|--------------|------------|
| UTU | 4 |
| AFSCME | 1 |
| Non-Contract | 9 |
| TCU | 1 |
| Total | 15 |

South Bay Service Sector Transportation Division 18

| Position Titles - FTEs | FY05 | FY06 |
|---|---------------|---------------|
| Division Transportation Manager | 1.00 | 1.00 |
| Assistant Division Transportation Manager | 3.00 | 3.00 |
| Division Stenographer | 1.00 | 1.00 |
| Transit Operations Supervisor | 20.00 | 20.00 |
| Bus Operator (Full Time) | 380.00 | 360.00 |
| Bus Operator (Part Time) | 54.75 | 54.50 |
| Bus Operator (BDOF) | 45.00 | 42.00 |
| Total | 504.75 | 481.50 |

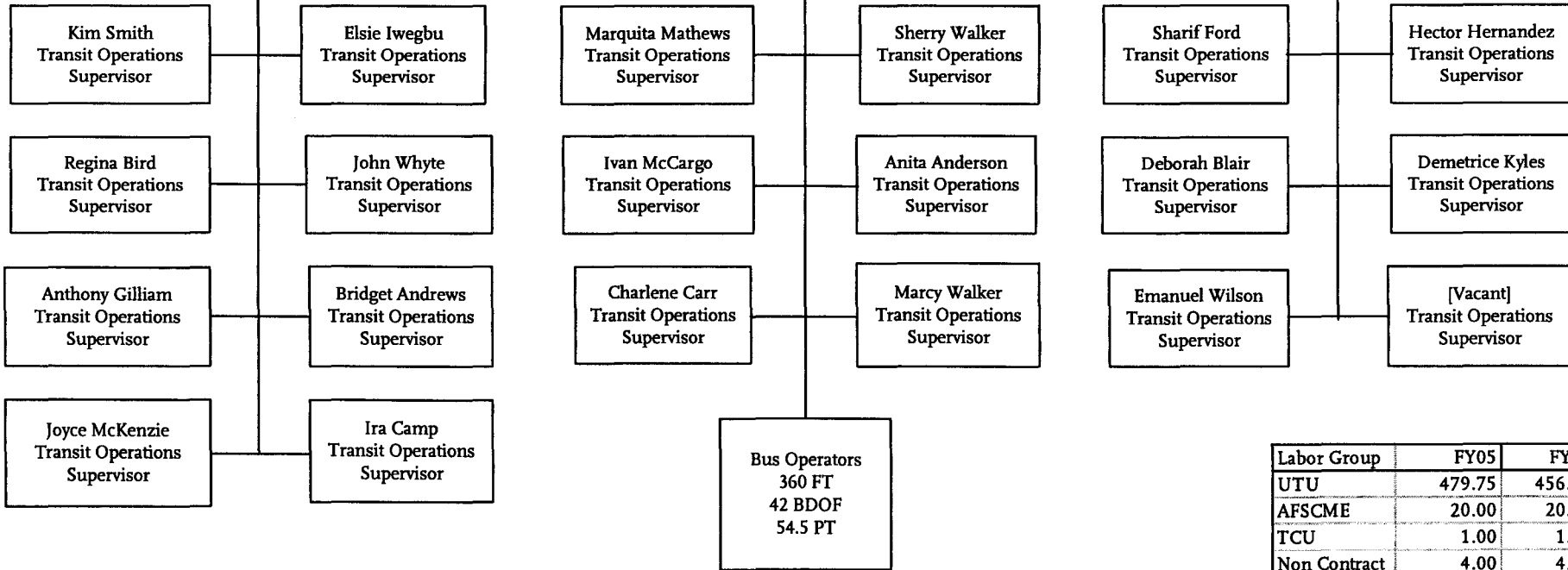
Cynthia Karpman
Division Transportation
Manager

Yvon Davis-Carter
Division Stenographer

Patsy Goens
Assistant Division
Transportation Manager

Craig Smith
Assistant Division
Transportation Manager

Curley Little
Assistant Division
Transportation Manager

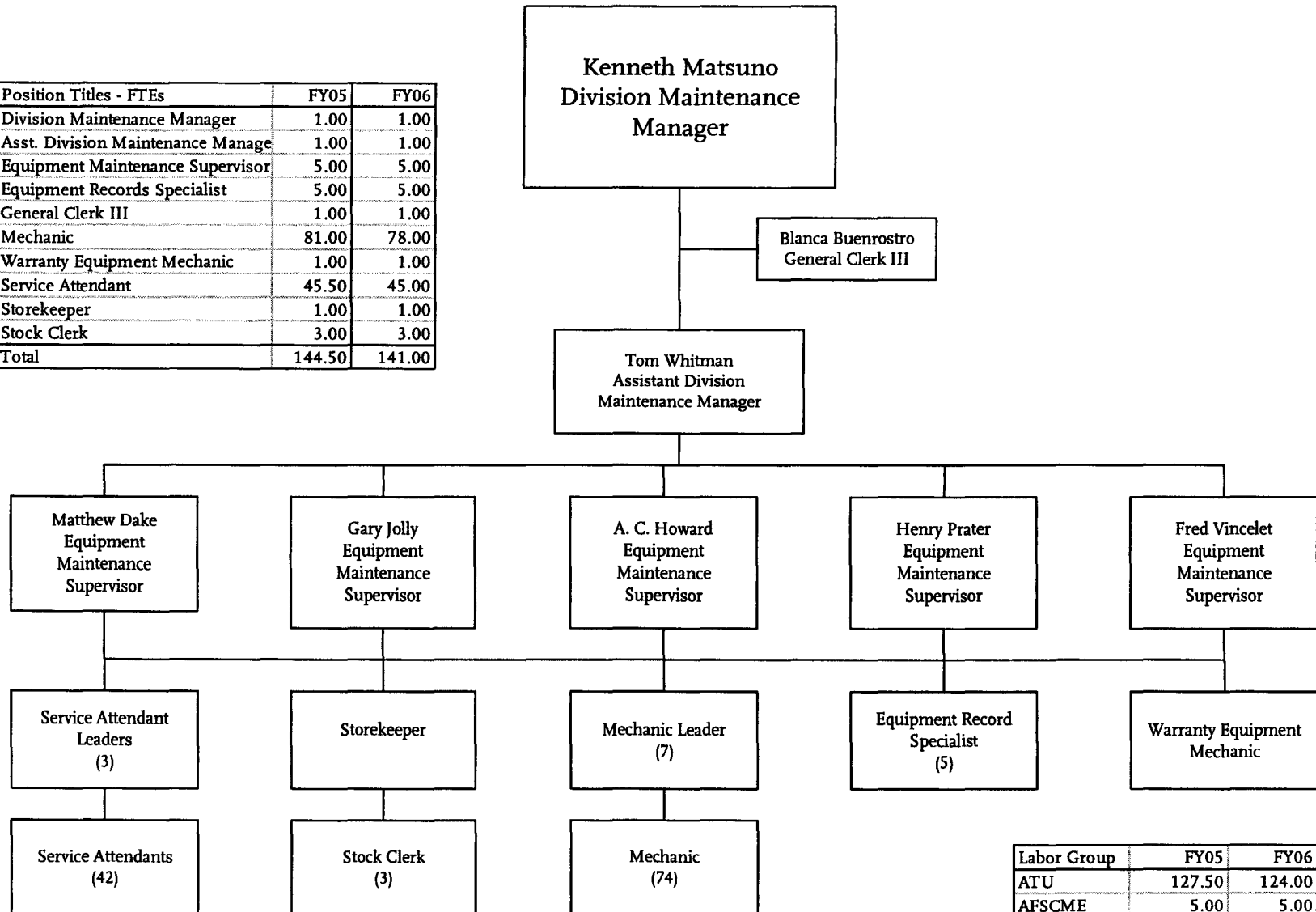


| Labor Group | FY05 | FY06 |
|--------------|---------------|---------------|
| UTU | 479.75 | 456.50 |
| AFSCME | 20.00 | 20.00 |
| TCU | 1.00 | 1.00 |
| Non Contract | 4.00 | 4.00 |
| Total | 504.75 | 481.50 |

South Bay Service Sector

Maintenance Division 18

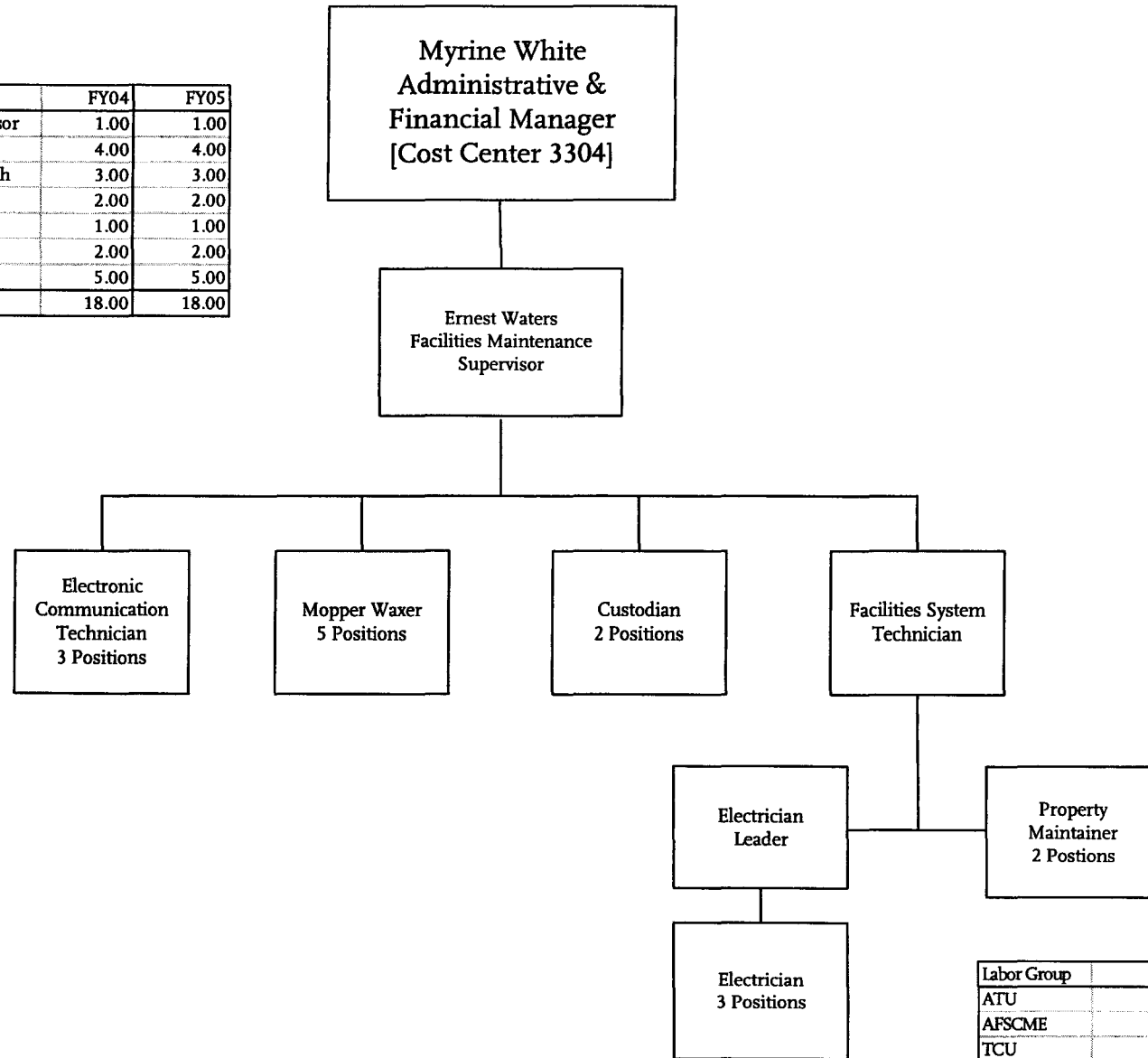
| Position Titles - FTEs | FY05 | FY06 |
|------------------------------------|---------------|---------------|
| Division Maintenance Manager | 1.00 | 1.00 |
| Asst. Division Maintenance Manager | 1.00 | 1.00 |
| Equipment Maintenance Supervisor | 5.00 | 5.00 |
| Equipment Records Specialist | 5.00 | 5.00 |
| General Clerk III | 1.00 | 1.00 |
| Mechanic | 81.00 | 78.00 |
| Warranty Equipment Mechanic | 1.00 | 1.00 |
| Service Attendant | 45.50 | 45.00 |
| Storekeeper | 1.00 | 1.00 |
| Stock Clerk | 3.00 | 3.00 |
| Total | 144.50 | 141.00 |



| Labor Group | FY05 | FY06 |
|--------------|---------------|---------------|
| ATU | 127.50 | 124.00 |
| AFSCME | 5.00 | 5.00 |
| TCU | 10.00 | 10.00 |
| Non Contract | 2.00 | 2.00 |
| Total | 144.50 | 141.00 |

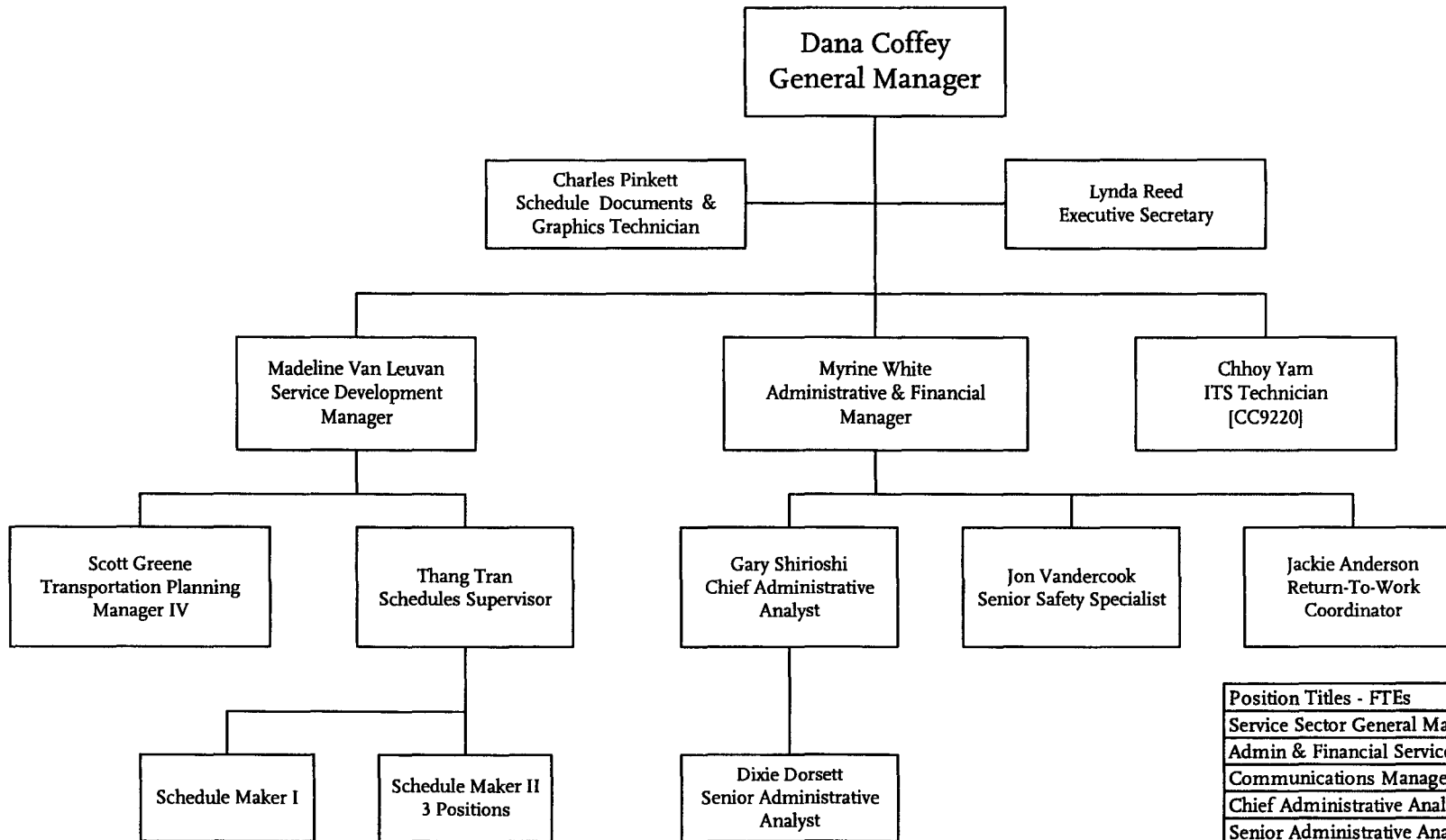
South Bay Service Sector Facilities Maintenance

| Position Titles - FTEs | FY04 | FY05 |
|-----------------------------------|--------------|--------------|
| Facilities Maintenance Supervisor | 1.00 | 1.00 |
| Electrician | 4.00 | 4.00 |
| Electronic Communication Tech | 3.00 | 3.00 |
| Property Maintainer | 2.00 | 2.00 |
| Facilities System Tech | 1.00 | 1.00 |
| Custodian | 2.00 | 2.00 |
| Mopper Waxer | 5.00 | 5.00 |
| Total | 18.00 | 18.00 |



| Labor Group | FY04 | FY05 |
|--------------|--------------|--------------|
| ATU | 10.00 | 10.00 |
| AFSCME | 1.00 | 1.00 |
| TCU | 7.00 | 7.00 |
| Total | 18.00 | 18.00 |

South Bay Service Sector Administration

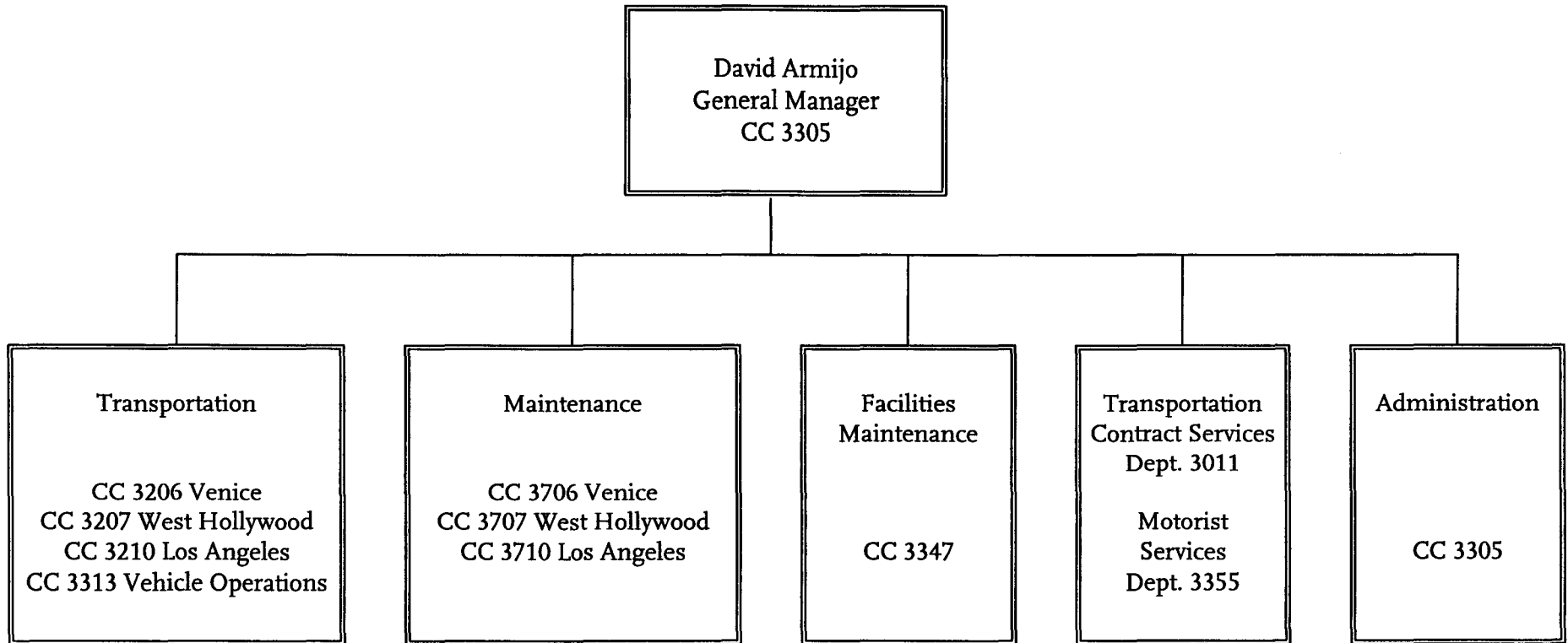


| Labor Group | FY04 | FY05 |
|--------------|--------------|--------------|
| UTU | 4.00 | 4.00 |
| AFSCME | 1.00 | 1.00 |
| TCU | 1.00 | 1.00 |
| Non Contract | 10.00 | 10.00 |
| Total | 16.00 | 16.00 |

| Position Titles - FTEs | FY05 | FY06 |
|-----------------------------------|-----------|-----------|
| Service Sector General Manager | 1 | 1 |
| Admin & Financial Service Manager | 1 | 1 |
| Communications Manager | 1 | 0 |
| Chief Administrative Analyst | 1 | 1 |
| Senior Administrative Analyst | 1 | 1 |
| Administrative Analyst | 1 | 0 |
| Senior Safety Specialist | 1 | 1 |
| Trans Duty/RTW Program Coord. | 0 | 1 |
| Schedules Manager | 1 | 1 |
| Transportation Planning Mgr. IV | 1 | 1 |
| Schedules Supervisor | 1 | 1 |
| Schedule Maker I | 1 | 1 |
| Schedule Maker II | 3 | 3 |
| Scheduling Doc/Graphic Tech | 1 | 1 |
| Executive Secretary | 1 | 1 |
| Total | 16 | 15 |

Metro Operations
Department 3005 - Cost Center 3304

Westside / Central Service Sector

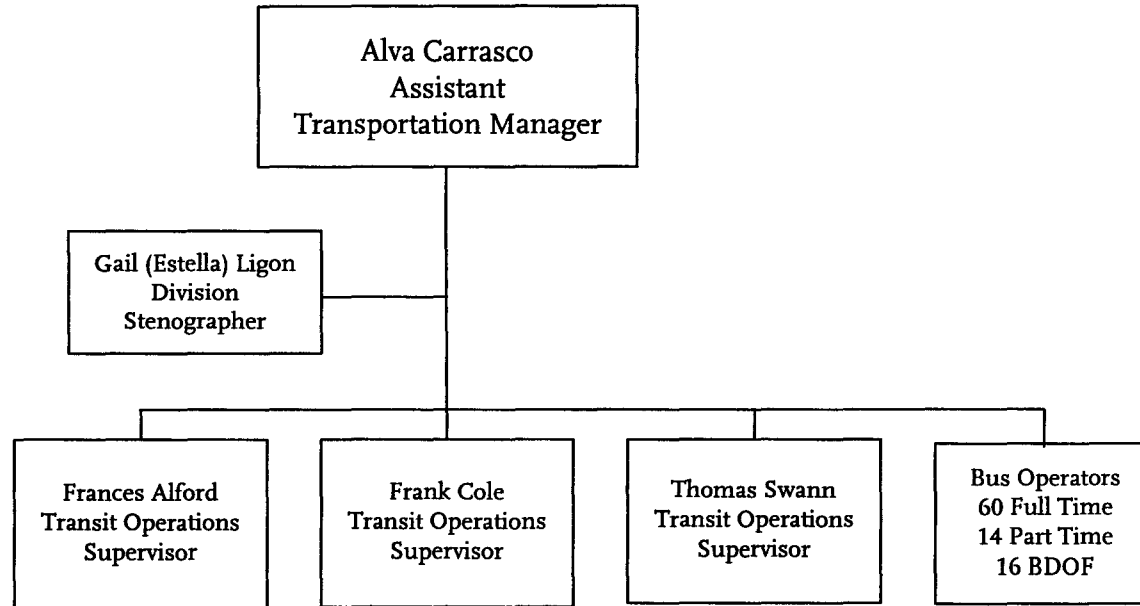


| <u>LABOR GROUP</u> | <u>FY05-FTEs</u> |
|--------------------|------------------|
| ATU | 281.00 |
| UTU | 972.00 |
| AFSCME | 62.00 |
| TCU | 36.00 |
| Non-Contract | 23.00 |
| Total | 1,374.00 |

Metro Operations
Department 3006

Westside / Central Service Sector

Transportation Division 6



| <u>Positions Title - FTEs</u> | <u>FY 05</u> | <u>FY 06</u> |
|----------------------------------|--------------|--------------|
| Assistant Transportation Manager | 1.00 | 1.00 |
| Division Stenographer | 1.00 | 1.00 |
| Transit Operations Supervisor | 3.00 | 3.00 |
| Bus Operator (Full Time) | 67.00 | 60.00 |
| Bus Operator (BDOF) | 9.00 | 16.00 |
| Bus Operator (Part Time) | 15.00 | 14.00 |
| Total | 96.00 | 95.00 |

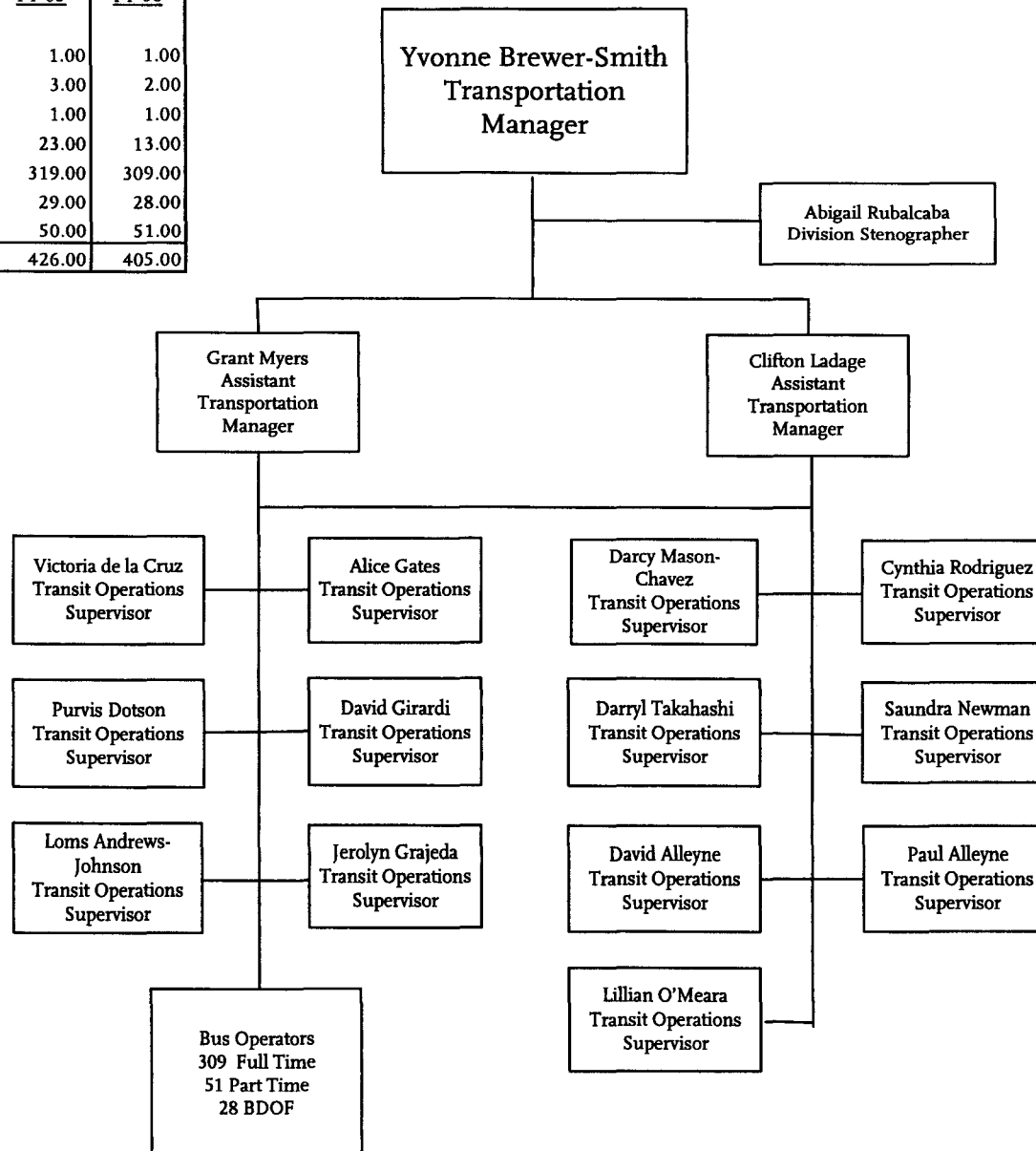
| <u>Labor Group</u> | <u>FY06 FTEs</u> |
|--------------------|------------------|
| UTU | 90.00 |
| AFSCME | 3.00 |
| TCU | 1.00 |
| Non-Contract | 1.00 |
| Total | 95.00 |

Metro Operations
Department 3006 - Cost Center 3206

Westside / Central Service Sector

Transportation Division 7

| Position Titles - FTE's | FY 05 | FY 06 |
|----------------------------------|---------------|---------------|
| Transportation Manager | 1.00 | 1.00 |
| Assistant Transportation Manager | 3.00 | 2.00 |
| Division Stenographer | 1.00 | 1.00 |
| Transit Operations Supervisor | 23.00 | 13.00 |
| Bus Operator (Full Time) | 319.00 | 309.00 |
| Bus Operator (BDOF) | 29.00 | 28.00 |
| Bus Operator (Part Time) | 50.00 | 51.00 |
| Total | 426.00 | 405.00 |



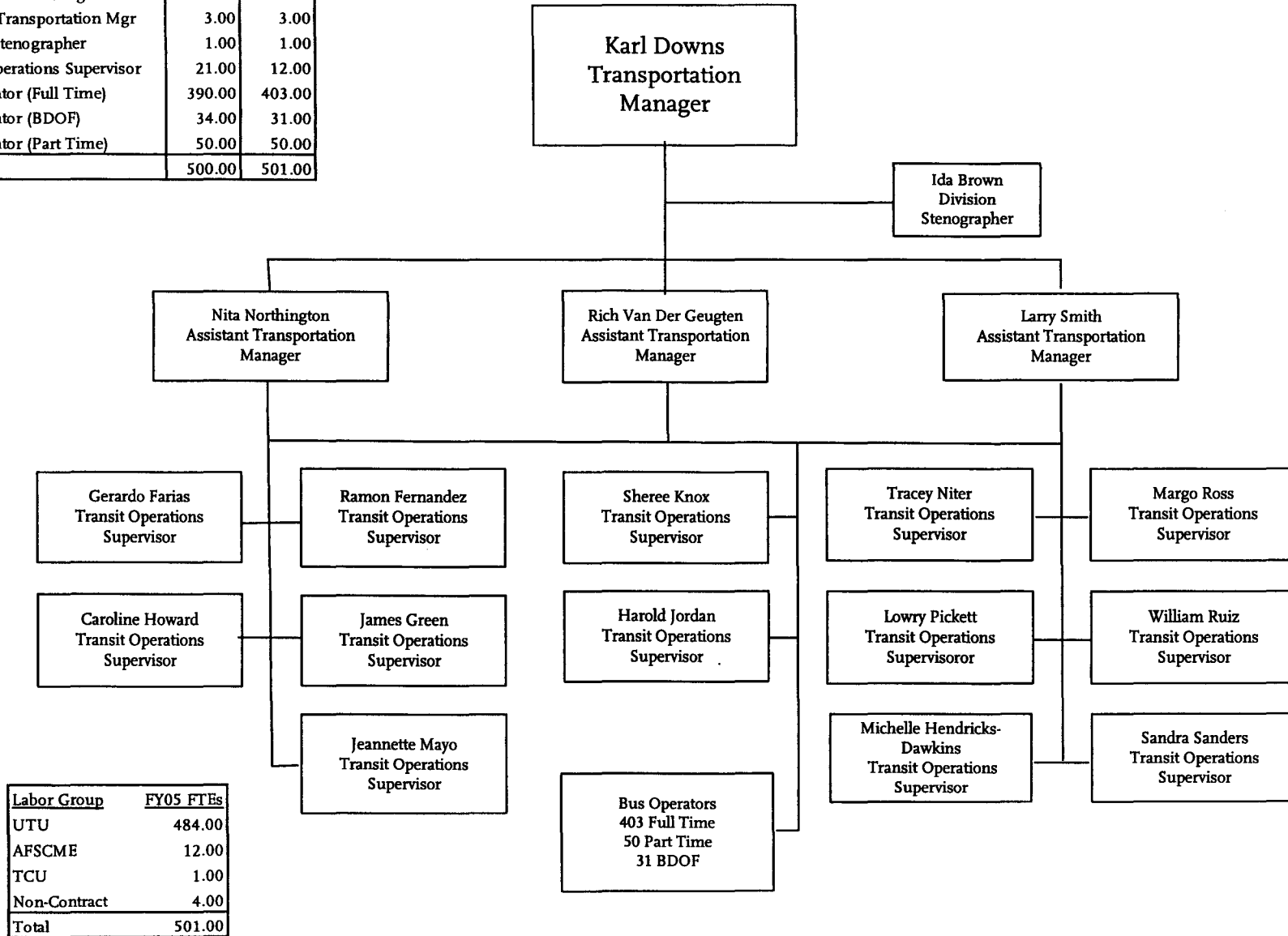
| Labor Group | FY06 FTEs |
|--------------|---------------|
| UTU | 388.00 |
| AFSCME | 13.00 |
| TCU | 1.00 |
| Non-Contract | 3.00 |
| Total | 405.00 |

Metro Operations
Department 3006 - Cost Center 3207

Westside / Central Service Sector

Transportation Division 10

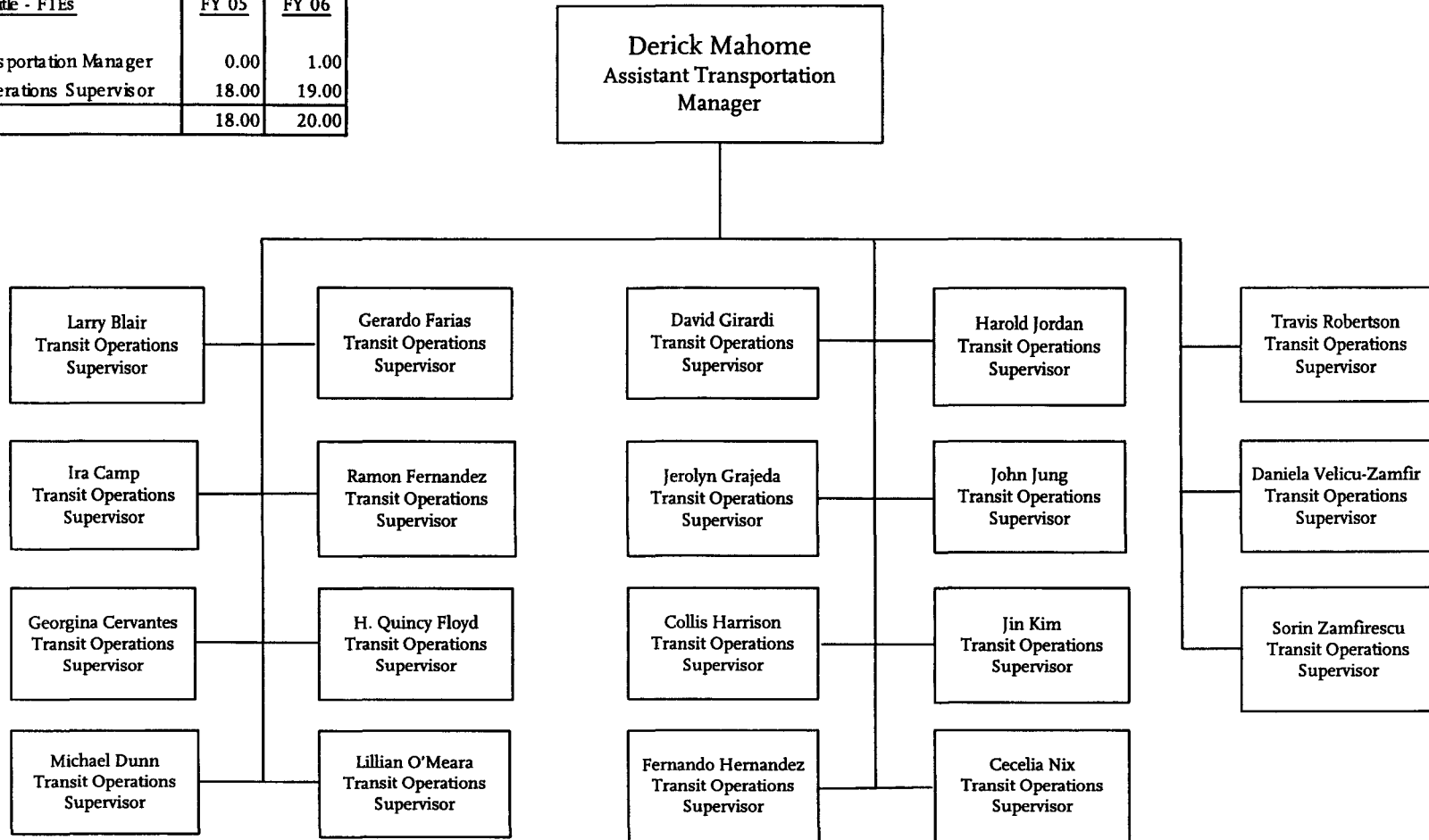
| Position Titles - FTEs | FY 05 | FY 06 |
|-------------------------------|---------------|---------------|
| Transportation Manager | 1.00 | 1.00 |
| Assistant Transportation Mgr | 3.00 | 3.00 |
| Division Stenographer | 1.00 | 1.00 |
| Transit Operations Supervisor | 21.00 | 12.00 |
| Bus Operator (Full Time) | 390.00 | 403.00 |
| Bus Operator (BDOF) | 34.00 | 31.00 |
| Bus Operator (Part Time) | 50.00 | 50.00 |
| Total | 500.00 | 501.00 |



| Labor Group | FY05 FTEs |
|--------------|---------------|
| UTU | 484.00 |
| AFSCME | 12.00 |
| TCU | 1.00 |
| Non-Contract | 4.00 |
| Total | 501.00 |

Westside / Central Service Sector Vehicle Operations

| Positions Title - FTEs | FY 05 | FY 06 |
|-------------------------------|--------------|--------------|
| Asst. Transportation Manager | 0.00 | 1.00 |
| Transit Operations Supervisor | 18.00 | 19.00 |
| Total | 18.00 | 20.00 |



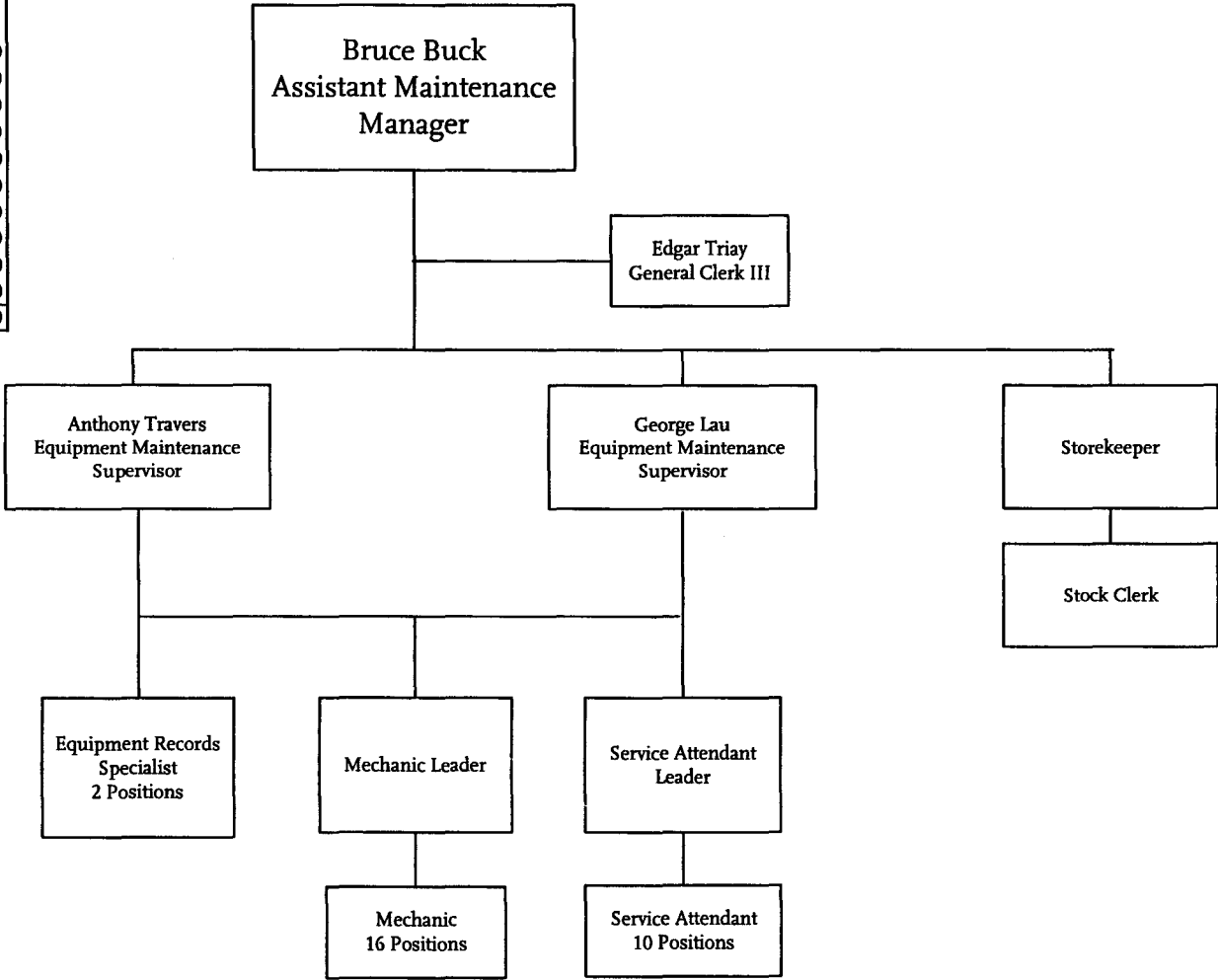
| Labor Group | FY06 FTEs |
|--------------|--------------|
| AFSCME | 19.00 |
| Non-Contract | 1.00 |
| Total | 20.00 |

Metro Operations
Department 3006 - Cost Center 3313

Westside / Central Service Sector

Maintenance Division 6

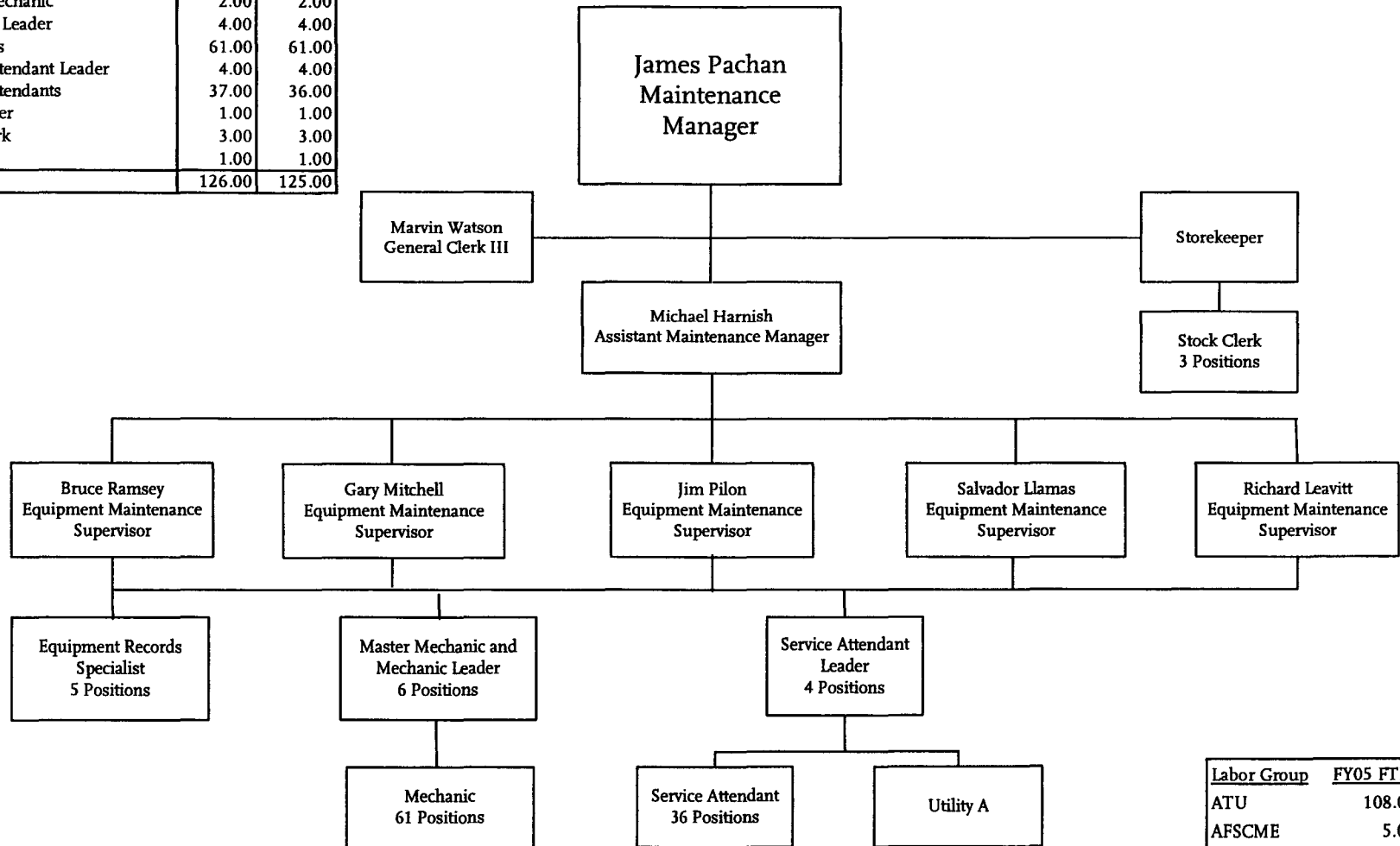
| Positions - FTEs | FY 05 | FY 06 |
|--------------------------------|--------------|--------------|
| Assistant Maintenance Manager | 1.00 | 1.00 |
| General Clerk III | 1.00 | 1.00 |
| Equipment Maintenance Supervis | 2.00 | 2.00 |
| Equipment Records Specialist | 2.00 | 2.00 |
| Mechanic Leader | 1.00 | 1.00 |
| Mechanics | 16.00 | 16.00 |
| Service Attendant Leader | 1.00 | 1.00 |
| Service Attendants | 10.00 | 10.00 |
| Storekeeper | 1.00 | 1.00 |
| Stock Clerk | 1.00 | 1.00 |
| Total | 36.00 | 36.00 |



| Labor Group | FY06 FTEs |
|--------------|--------------|
| ATU | 28.00 |
| AFSCME | 2.00 |
| TCU | 5.00 |
| Non-Contract | 1.00 |
| Total | 36.00 |

Westside / Central Service Sector Maintenance Division 7

| Positions - FTEs | FY 05 | FY 06 |
|--------------------------------|---------------|---------------|
| Maintenance Manager | 1.00 | 1.00 |
| Assistant Maintenance Manager | 1.00 | 1.00 |
| General Clerk III | 1.00 | 1.00 |
| Equipment Maintenance Supervis | 5.00 | 5.00 |
| Equipment Records Specialist | 5.00 | 5.00 |
| Master Mechanic | 2.00 | 2.00 |
| Mechanic Leader | 4.00 | 4.00 |
| Mechanics | 61.00 | 61.00 |
| Service Attendant Leader | 4.00 | 4.00 |
| Service Attendants | 37.00 | 36.00 |
| Storekeeper | 1.00 | 1.00 |
| Stock Clerk | 3.00 | 3.00 |
| Utility A | 1.00 | 1.00 |
| Total | 126.00 | 125.00 |



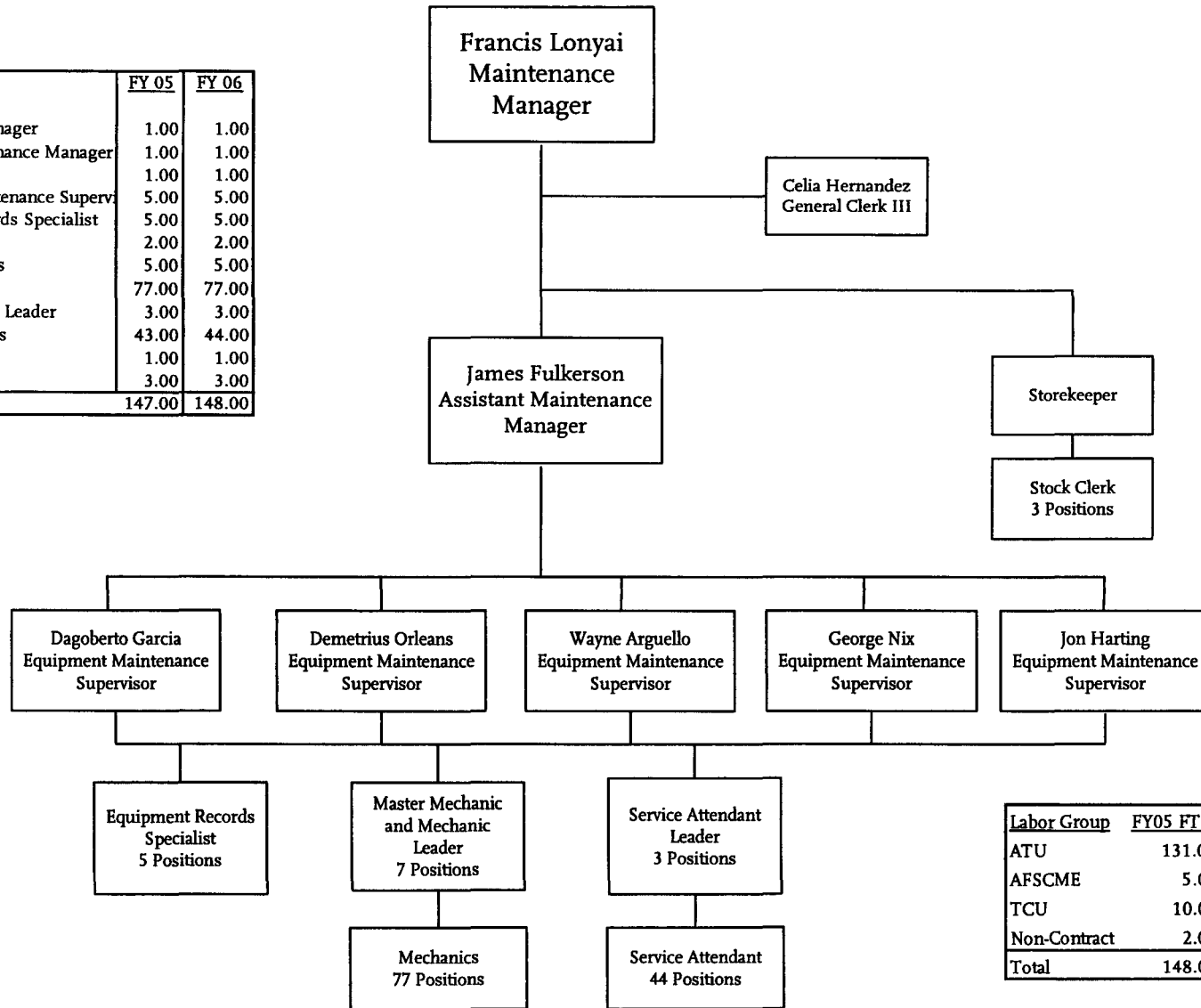
Metro Operations
Department 3006 - Cost Center 3707

| Labor Group | FY05 FTEs |
|--------------|---------------|
| ATU | 108.00 |
| AFSCME | 5.00 |
| TCU | 10.00 |
| Non-Contract | 2.00 |
| Total | 125.00 |

Westside / Central Service Sector

Maintenance Division 10

| <u>Positions - FTEs</u> | <u>FY 05</u> | <u>FY 06</u> |
|-------------------------------|---------------|---------------|
| Maintenance Manager | 1.00 | 1.00 |
| Assistant Maintenance Manager | 1.00 | 1.00 |
| General Clerk III | 1.00 | 1.00 |
| Equipment Maintenance Superv | 5.00 | 5.00 |
| Equipment Records Specialist | 5.00 | 5.00 |
| Master Mechanic | 2.00 | 2.00 |
| Mechanic Leaders | 5.00 | 5.00 |
| Mechanics | 77.00 | 77.00 |
| Service Attendant Leader | 3.00 | 3.00 |
| Service Attendants | 43.00 | 44.00 |
| Storekeeper | 1.00 | 1.00 |
| Stock Clerk | 3.00 | 3.00 |
| Total | 147.00 | 148.00 |

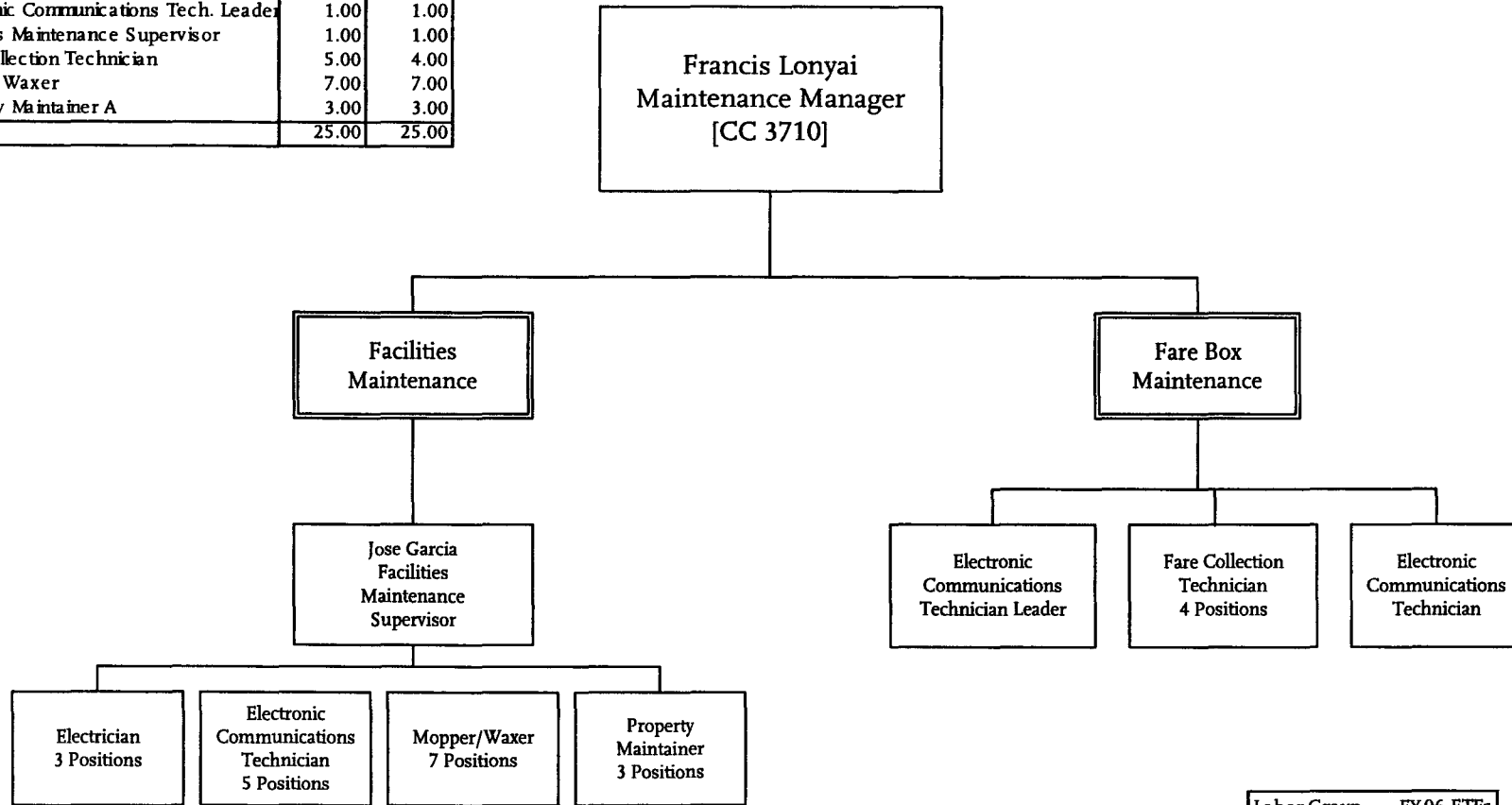


| <u>Labor Group</u> | <u>FY05 FTEs</u> |
|--------------------|------------------|
| ATU | 131.00 |
| AFSCME | 5.00 |
| TCU | 10.00 |
| Non-Contract | 2.00 |
| Total | 148.00 |

Westside / Central Service Sector

Facilities Maintenance

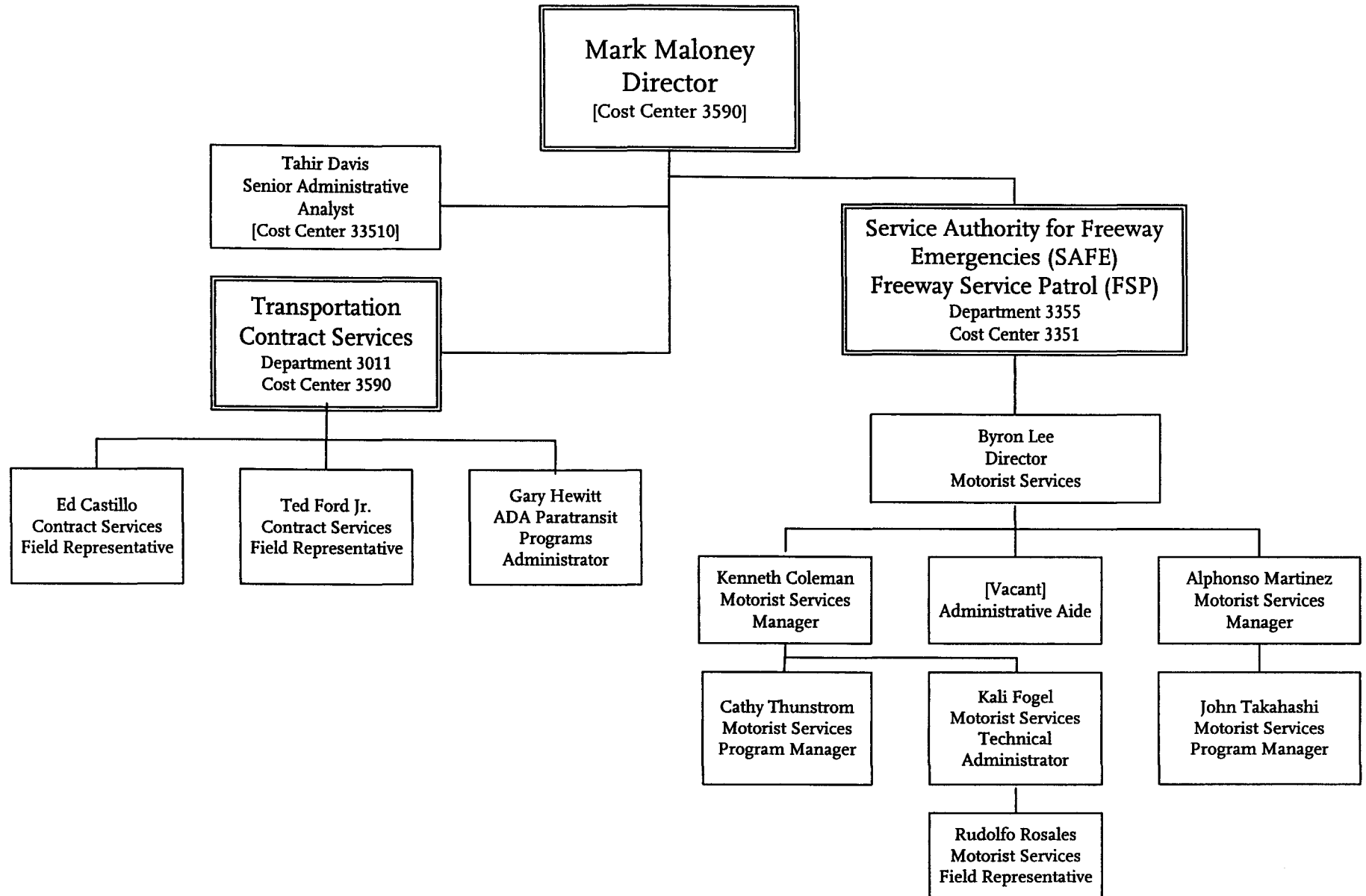
| Positions - FTEs | FY 05 | FY 06 |
|--|--------------|--------------|
| Electrician | 3.00 | 3.00 |
| Electronic Communications Technician | 5.00 | 6.00 |
| Electronic Communications Tech. Leader | 1.00 | 1.00 |
| Facilities Maintenance Supervisor | 1.00 | 1.00 |
| Fare Collection Technician | 5.00 | 4.00 |
| Mooper Waxer | 7.00 | 7.00 |
| Property Maintainer A | 3.00 | 3.00 |
| Total | 25.00 | 25.00 |



Metro Operations
Department 3006 - Cost Center 3347

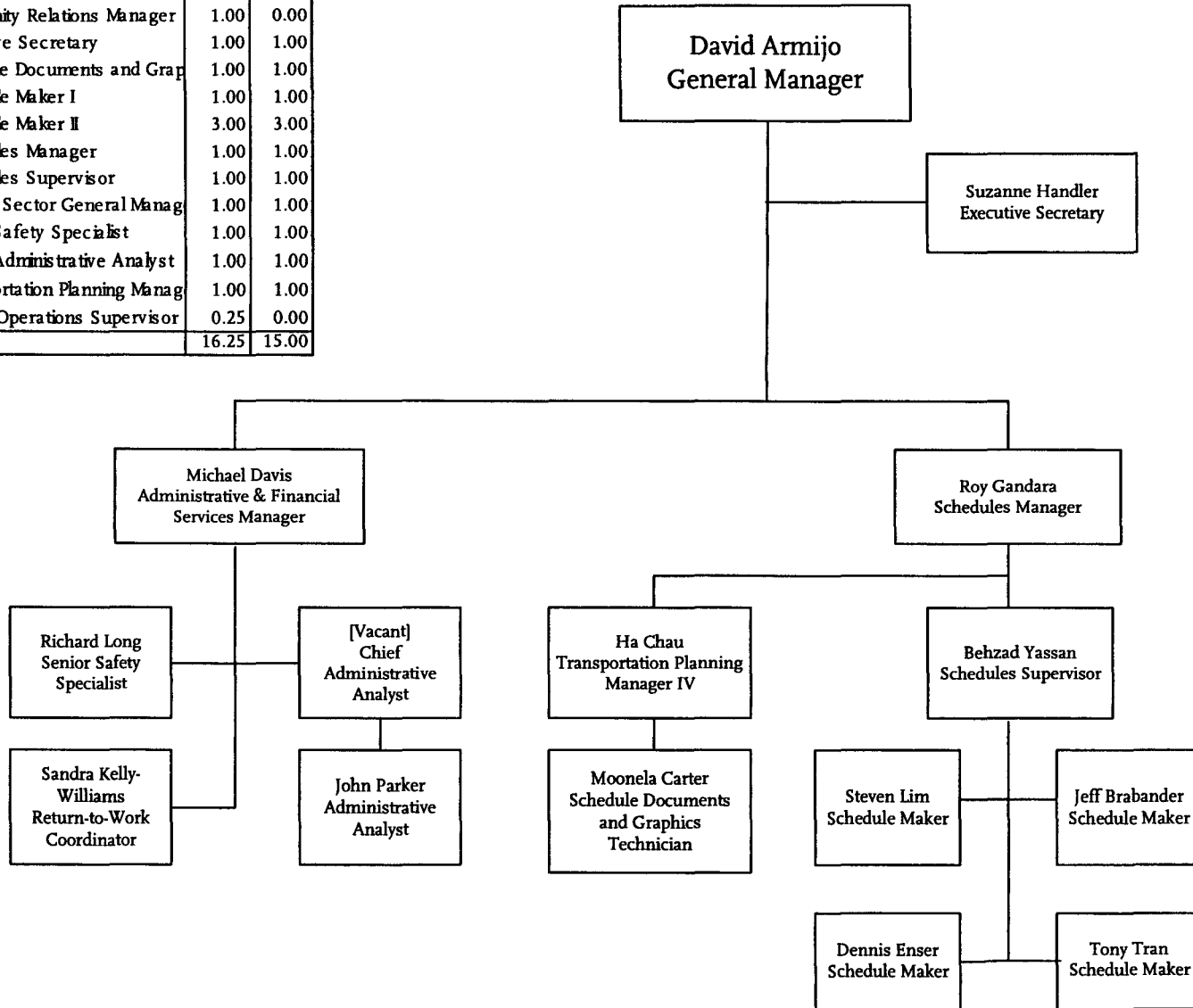
| Labor Group | FY 06 FTEs |
|--------------|--------------|
| ATU | 17.00 |
| AFSCME | 1.00 |
| TCU | 7.00 |
| Non-Contract | 0.00 |
| Total | 25.00 |

Westside / Central Service Sector Contract Services



Westside / Central Service Sector Administration

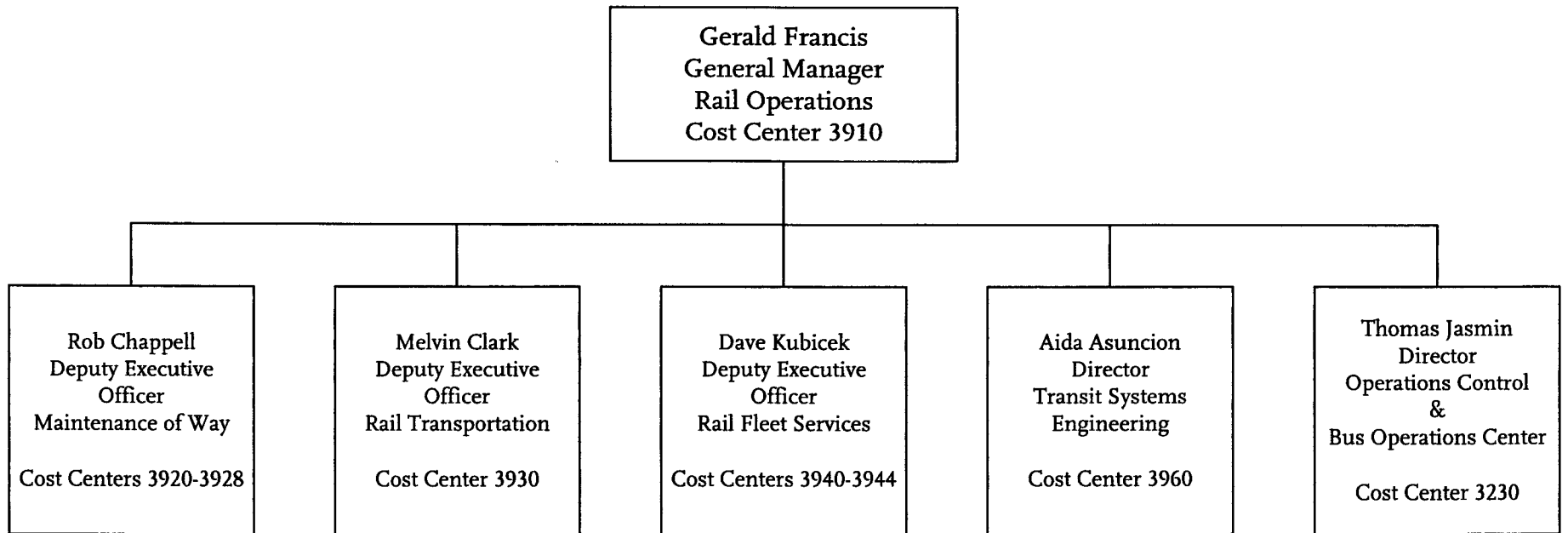
| Position Titles - FTEs | FY 05 | FY 06 |
|---------------------------------|--------------|--------------|
| Administrative & Financial Serv | 1.00 | 1.00 |
| Administrative Analyst | 1.00 | 1.00 |
| Chief Administrative Analyst | 1.00 | 1.00 |
| Community Relations Manager | 1.00 | 0.00 |
| Executive Secretary | 1.00 | 1.00 |
| Schedule Documents and Graph | 1.00 | 1.00 |
| Schedule Maker I | 1.00 | 1.00 |
| Schedule Maker II | 3.00 | 3.00 |
| Schedules Manager | 1.00 | 1.00 |
| Schedules Supervisor | 1.00 | 1.00 |
| Service Sector General Manag | 1.00 | 1.00 |
| Senior Safety Specialist | 1.00 | 1.00 |
| Senior Administrative Analyst | 1.00 | 1.00 |
| Transportation Planning Manag | 1.00 | 1.00 |
| Transit Operations Supervisor | 0.25 | 0.00 |
| Total | 16.25 | 15.00 |



| LABOR GROUP | FY06 FTEs |
|--------------|--------------|
| UTU | 4.00 |
| AFSCME | 1.00 |
| TCU | 1.00 |
| Non-Contract | 9.00 |
| Total | 15.00 |

Metro Rail

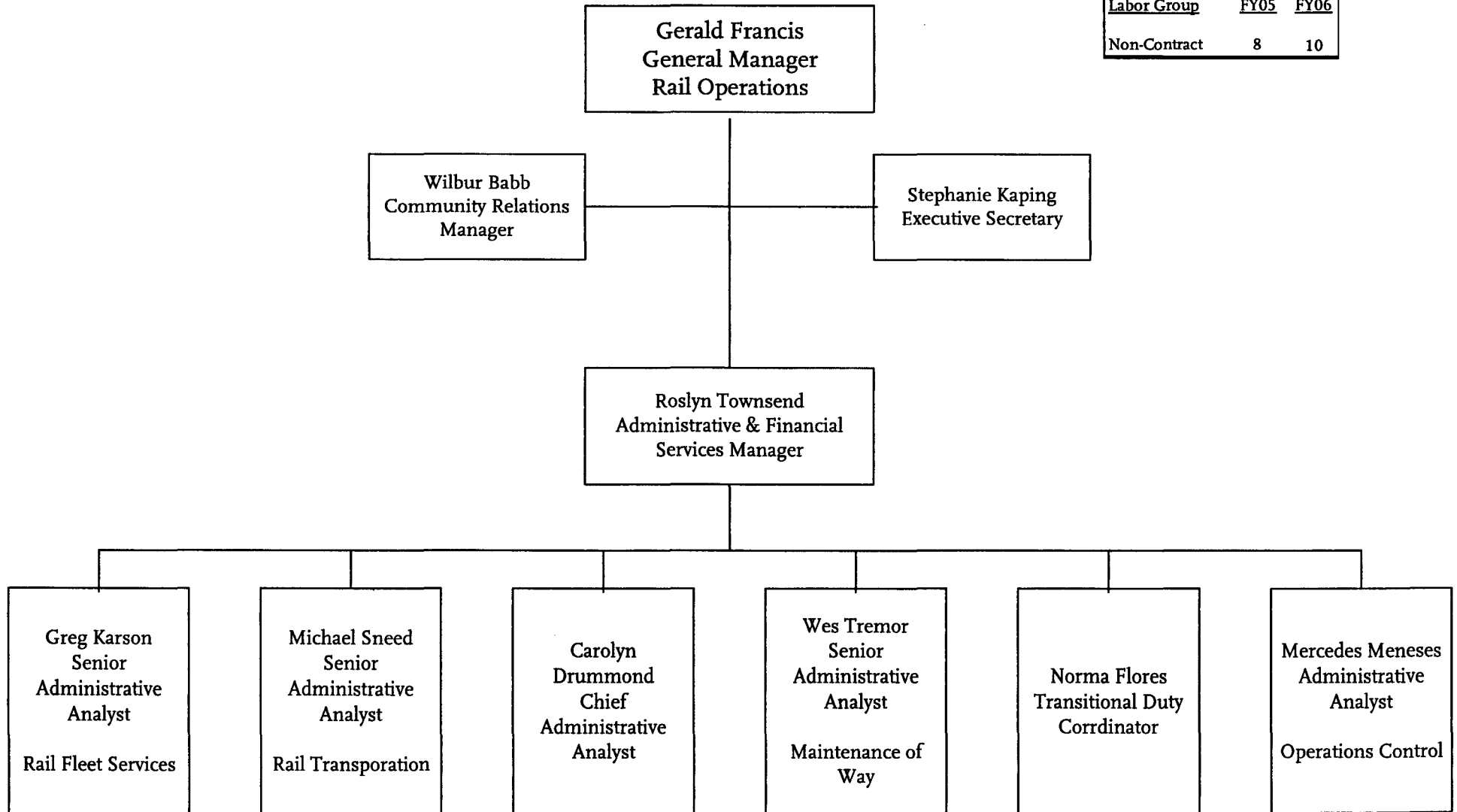
| Total FTEs | | |
|--------------|--------------|----------------|
| Labor Group | FY05 | FY06 |
| ATU | 495 | 494.5 |
| UTU | 192 | 188.5 |
| AFSCME | 216 | 215 |
| TCU | 151 | 162.5 |
| NC | 109 | 114 |
| Total | 1,163 | 1,174.5 |



Metro Rail

RGM, Rail Operations

| <u>Total FTEs</u> | | |
|--------------------|-------------|-------------|
| <u>Labor Group</u> | <u>FY05</u> | <u>FY06</u> |
| Non-Contract | 8 | 10 |



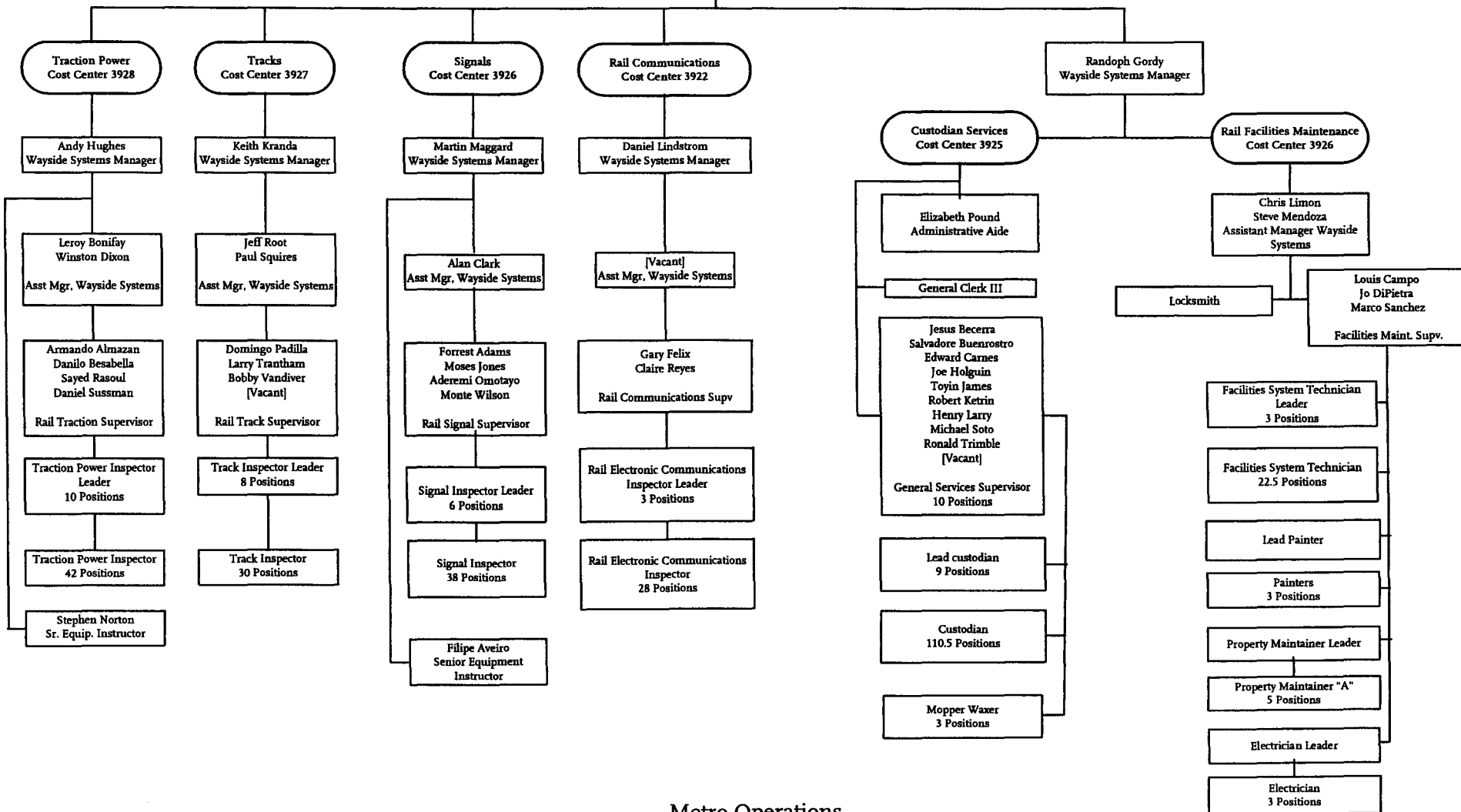
Metro Rail Wayside Systems

| Labor Group | FY05 | FY06 |
|--------------|--------------|--------------|
| AFSCME | 29.0 | 28.0 |
| ATU | 206.0 | 205.5 |
| TCU | 117.0 | 124.5 |
| Non-Contract | 47.0 | 27.0 |
| TOTAL | 399.0 | 385.0 |

Robert Chappell
Deputy Executive Officer

Edward Langer
Ingrid Roberts
Eileen Darenbourg
Administrative Aide

Wes Tremor
Senior Administrative
Analyst
[Cost Center 3910]

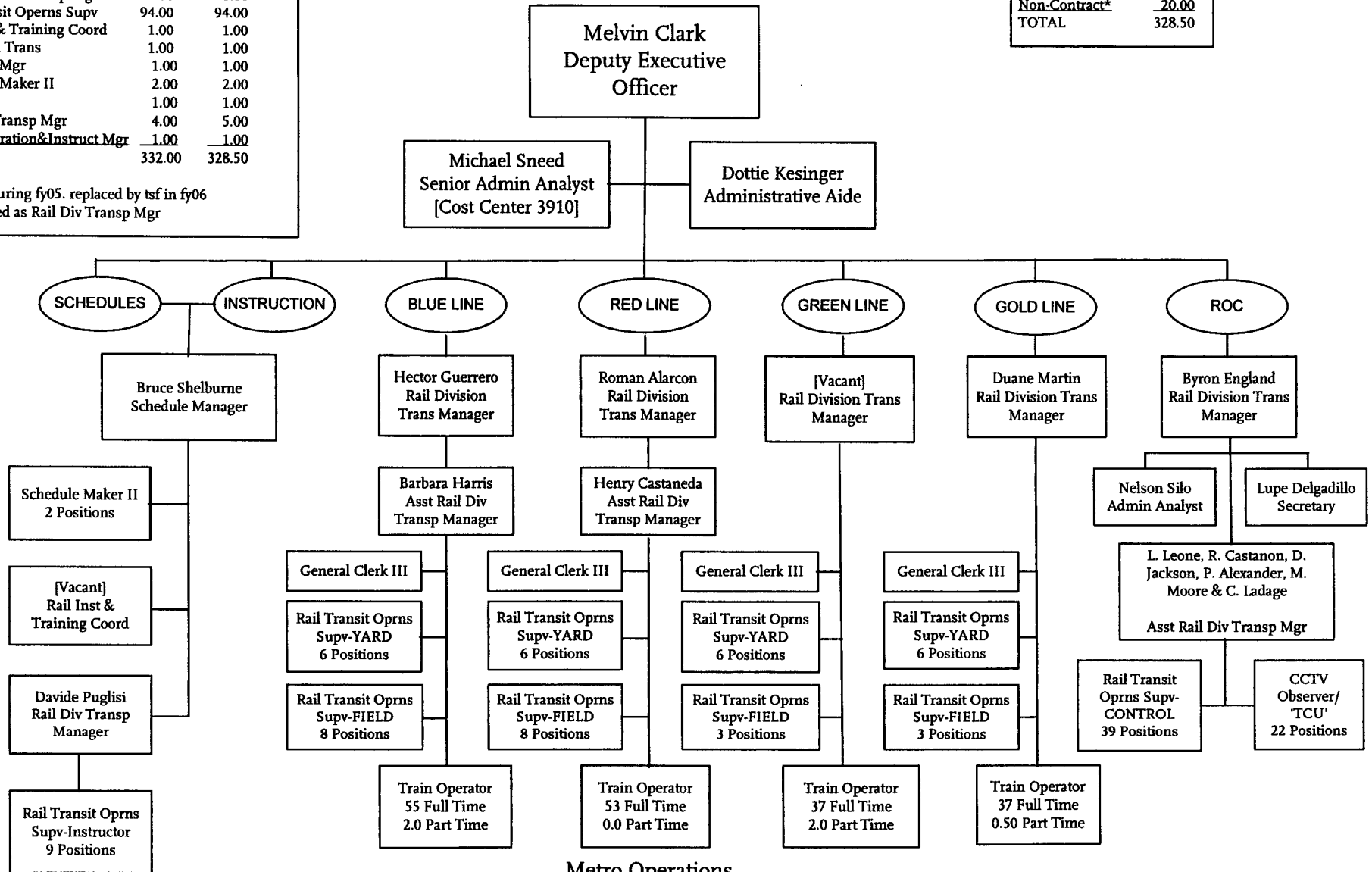


Metro Rail Rail Transportation

| Positions | FY05 | FY06 |
|---------------------------------|---------------|---------------|
| Train Operator (F/T) | 184.00 | 182.00 |
| Train Operator (P/T) | 6.00 | 4.50 |
| General Clerk III | 4.00 | 4.00 |
| CCTV Observer/ 'TCU' | 22.00 | 22.00 |
| Administrative Analyst | 1.00 | 1.00 |
| Administrative Aide * | 1.00 | 1.00 |
| Central Control Facil Mgr ** | 1.00 | 0.00 |
| Asst Rail Div Transp Mgr | 8.00 | 8.00 |
| Rail Transit Oprns Supv | 94.00 | 94.00 |
| Rail Inst & Training Coord | 1.00 | 1.00 |
| DEO, Rail Trans | 1.00 | 1.00 |
| Schedule Mgr | 1.00 | 1.00 |
| Schedule Maker II | 2.00 | 2.00 |
| Secretary | 1.00 | 1.00 |
| Rail Div Transp Mgr | 4.00 | 5.00 |
| Rail Integration & Instruct Mgr | 1.00 | 1.00 |
| TOTAL | 332.00 | 328.50 |

*tsf out during fy05. replaced by tsf in fy06
 **reclassified as Rail Div Transp Mgr

| Labor Group | FY06 |
|---------------|---------------|
| UTU F/T | 184.00 |
| UTU P/T | 4.50 |
| AFSME | 94.00 |
| TCU | 26.00 |
| Non-Contract* | 20.00 |
| TOTAL | 328.50 |



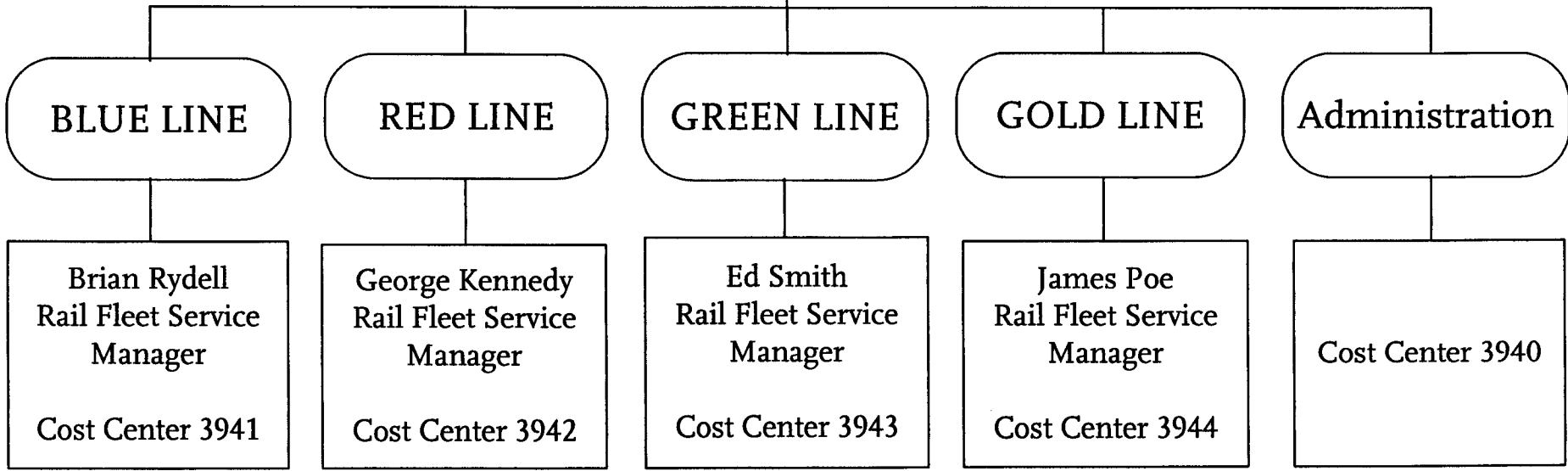
Metro Operations
 Department 3900 - Cost Center 3930

Metro Rail Rail Fleet Services

| Labor Group | FY05 | FY06 |
|--------------|------------|------------|
| ATU | 289 | 289 |
| AFSCME | 26 | 26 |
| TCU | 8 | 8 |
| Non-Contract | 23 | 23 |
| Total | 346 | 346 |

| | FY05 | FY06 |
|--------------------------------|------------|------------|
| Deputy Executive Officer | 1 | 1 |
| RFS Maintenance Managers | 5 | 5 |
| RFS Asst Maintenance Mgrs | 4 | 4 |
| RFS QA / Warranty Mgr | 1 | 1 |
| Project Engineering Mgr | 1 | 1 |
| Rail Equip Maint Supervisors | 20 | 20 |
| Equip Maint Supervisor | 1 | 1 |
| Equip Engineering Supv | 1 | 1 |
| Sr Engineer | 1 | 1 |
| Engineers | 4 | 4 |
| Engineer Associates | 4 | 4 |
| Sr Equip Maint Instructor | 1 | 1 |
| Equip Maint Instructors | 3 | 3 |
| Maintenance Specialists | 171 | 171 |
| Maintenance Specialist Leaders | 13 | 13 |
| Paint & Body Specialists | 9 | 9 |
| Service Attendants | 83 | 83 |
| Service Attendant Leaders | 13 | 13 |
| Secretary | 1 | 1 |
| Equip Records Specialists | 4 | 4 |
| Asst. Admin. Analyst | 1 | 1 |
| General Clerk III | 4 | 4 |
| TOTAL | 346 | 346 |

Dave Kubicek
Deputy Executive Officer
Cost Center 3940

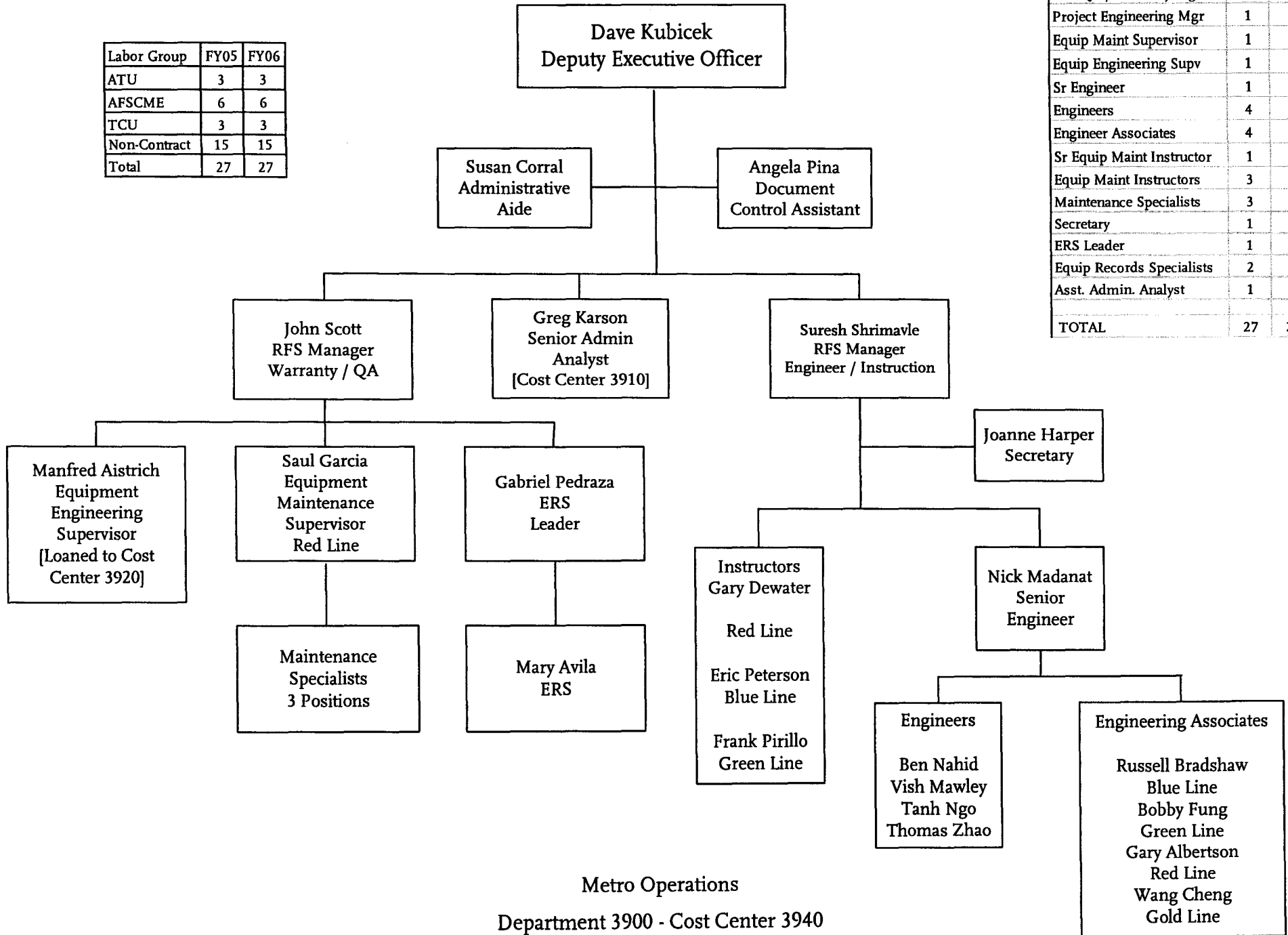


Metro Rail

Rail Fleet Services - Administration

| Labor Group | FY05 | FY06 |
|--------------|-----------|-----------|
| ATU | 3 | 3 |
| AFSCME | 6 | 6 |
| TCU | 3 | 3 |
| Non-Contract | 15 | 15 |
| Total | 27 | 27 |

| | FY05 | FY06 |
|---------------------------|-----------|-----------|
| Deputy Executive Officer | 1 | 1 |
| RFS Maintenance Managers | 1 | 1 |
| RFS QA / Warranty Mgr | 1 | 1 |
| Project Engineering Mgr | 1 | 1 |
| Equip Maint Supervisor | 1 | 1 |
| Equip Engineering Supv | 1 | 1 |
| Sr Engineer | 1 | 1 |
| Engineers | 4 | 4 |
| Engineer Associates | 4 | 4 |
| Sr Equip Maint Instructor | 1 | 1 |
| Equip Maint Instructors | 3 | 3 |
| Maintenance Specialists | 3 | 3 |
| Secretary | 1 | 1 |
| ERS Leader | 1 | 1 |
| Equip Records Specialists | 2 | 2 |
| Asst. Admin. Analyst | 1 | 1 |
| TOTAL | 27 | 27 |



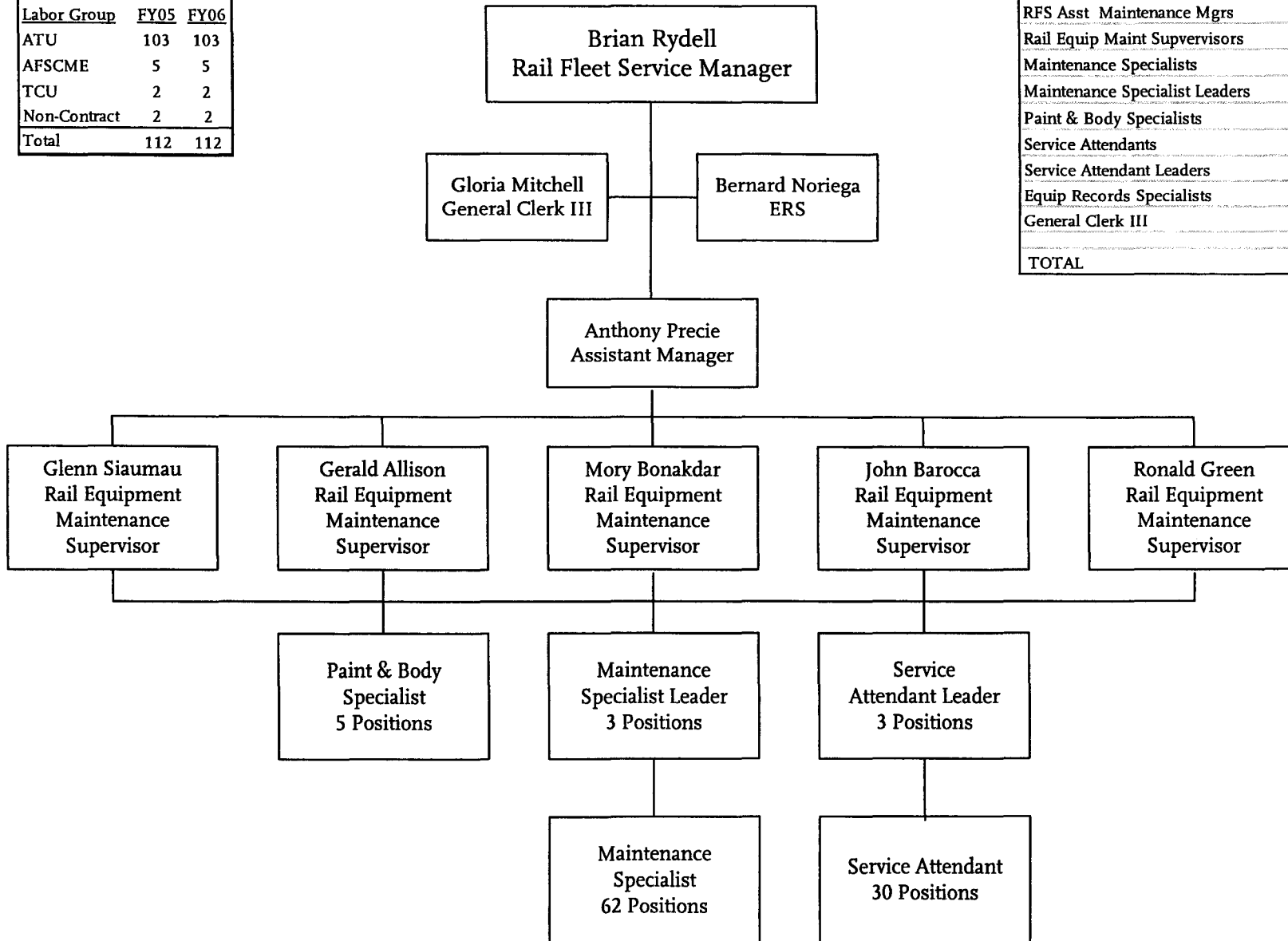
Metro Operations
Department 3900 - Cost Center 3940

Metro Rail

Rail Fleet Services - Blue Line

| Total FTEs | | |
|--------------|------------|------------|
| Labor Group | FY05 | FY06 |
| ATU | 103 | 103 |
| AFSCME | 5 | 5 |
| TCU | 2 | 2 |
| Non-Contract | 2 | 2 |
| Total | 112 | 112 |

| | FY05 | FY06 |
|--------------------------------|------------|------------|
| RFS Maintenance Managers | 1 | 1 |
| RFS Asst Maintenance Mgrs | 1 | 1 |
| Rail Equip Maint Supervisors | 5 | 5 |
| Maintenance Specialists | 62 | 62 |
| Maintenance Specialist Leaders | 3 | 3 |
| Paint & Body Specialists | 5 | 5 |
| Service Attendants | 30 | 30 |
| Service Attendant Leaders | 3 | 3 |
| Equip Records Specialists | 1 | 1 |
| General Clerk III | 1 | 1 |
| TOTAL | 112 | 112 |

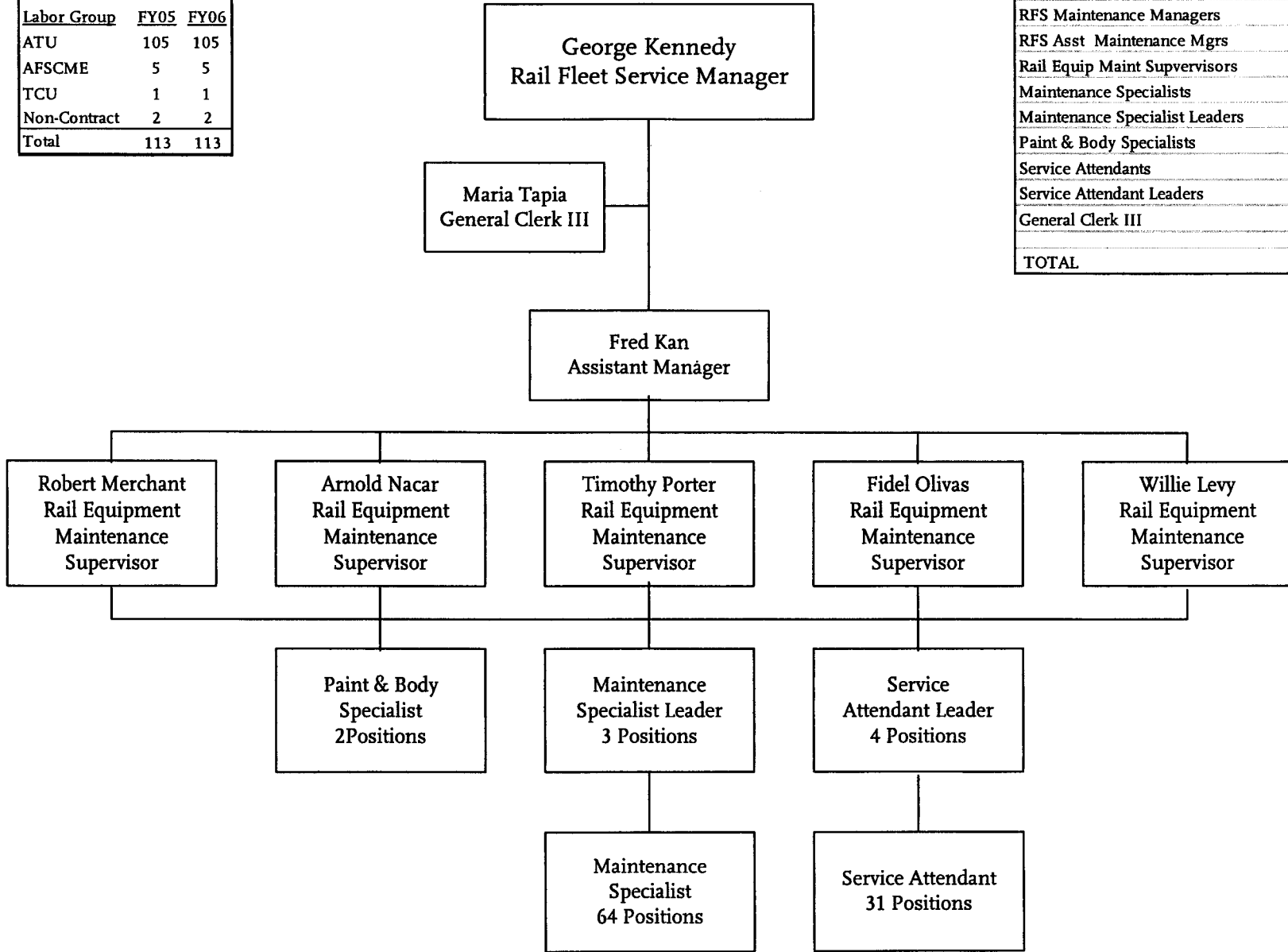


Metro Rail

Rail Fleet Services - Red Line

| Labor Group | FY05 | FY06 |
|--------------|------------|------------|
| ATU | 105 | 105 |
| AFSCME | 5 | 5 |
| TCU | 1 | 1 |
| Non-Contract | 2 | 2 |
| Total | 113 | 113 |

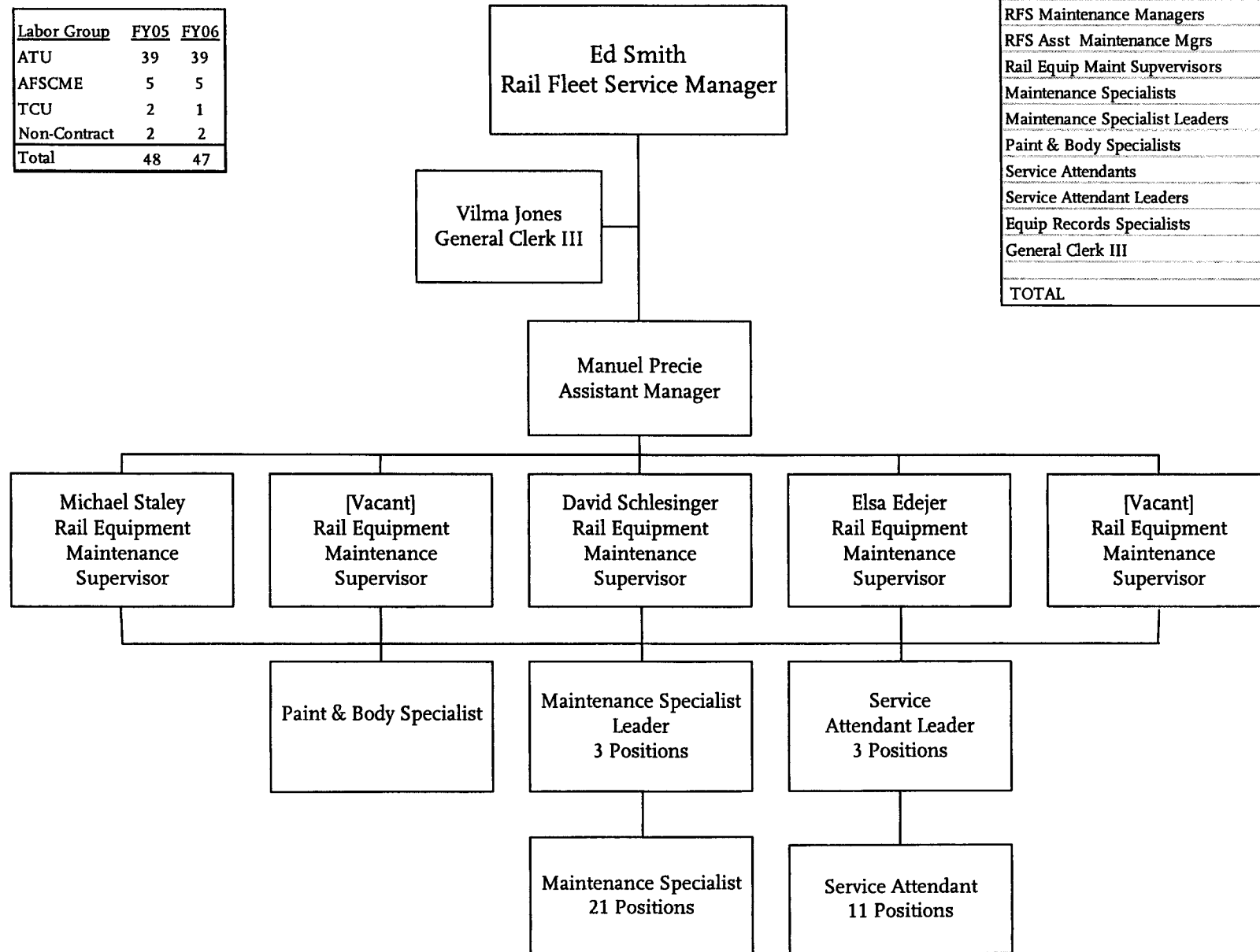
| | FY05 | FY06 |
|--------------------------------|------------|------------|
| RFS Maintenance Managers | 1 | 1 |
| RFS Asst Maintenance Mgrs | 1 | 1 |
| Rail Equip Maint Supervisors | 5 | 5 |
| Maintenance Specialists | 64 | 64 |
| Maintenance Specialist Leaders | 4 | 4 |
| Paint & Body Specialists | 2 | 2 |
| Service Attendants | 31 | 31 |
| Service Attendant Leaders | 4 | 4 |
| General Clerk III | 1 | 1 |
| TOTAL | 113 | 113 |



Metro Rail

Rail Fleet Services - Green Line

| Labor Group | FY05 | FY06 |
|--------------|-----------|-----------|
| ATU | 39 | 39 |
| AFSCME | 5 | 5 |
| TCU | 2 | 1 |
| Non-Contract | 2 | 2 |
| Total | 48 | 47 |

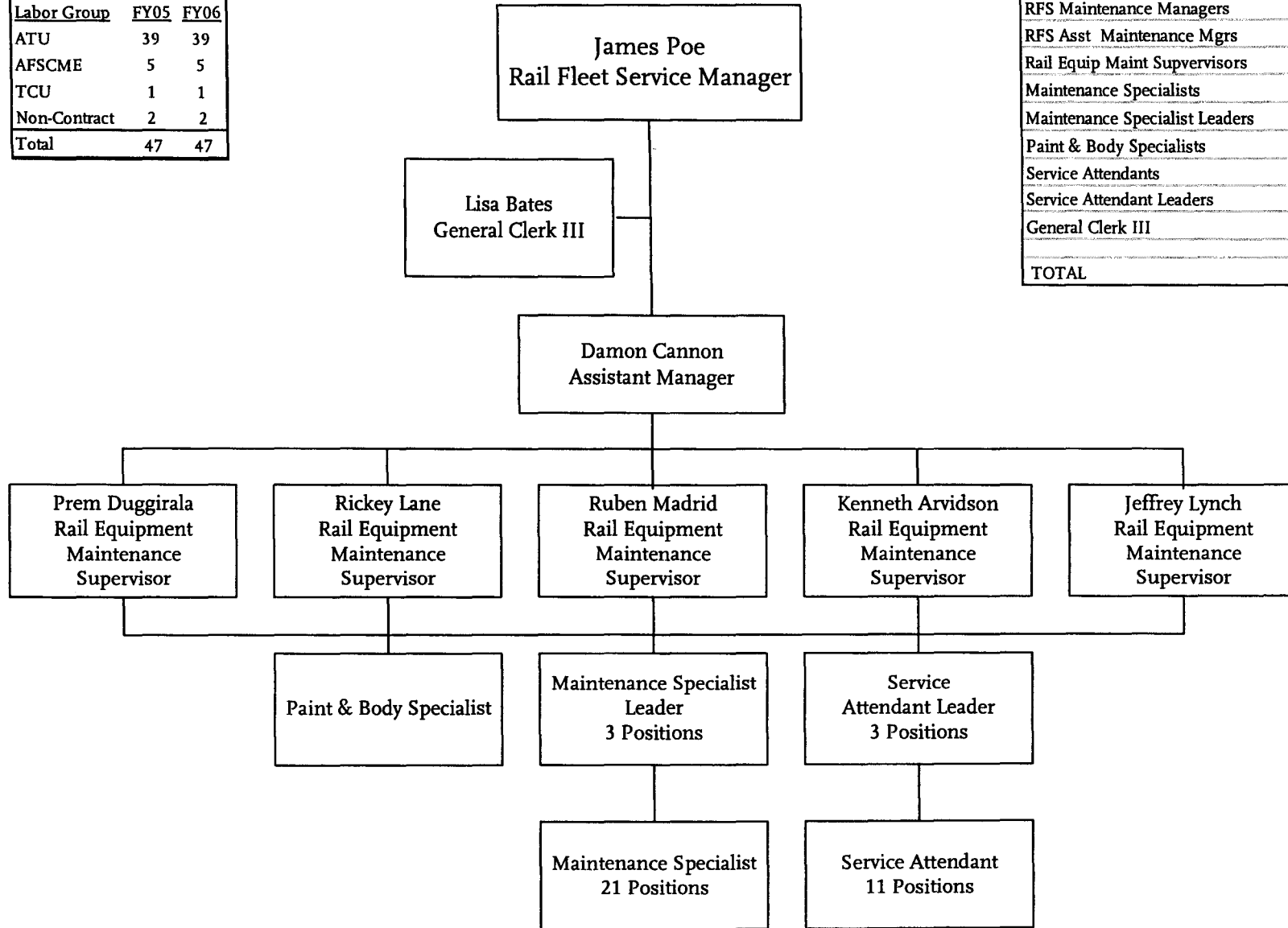


| | FY05 | FY06 |
|--------------------------------|-----------|-----------|
| RFS Maintenance Managers | 1 | 1 |
| RFS Asst Maintenance Mgrs | 1 | 1 |
| Rail Equip Maint Supervisors | 5 | 5 |
| Maintenance Specialists | 21 | 21 |
| Maintenance Specialist Leaders | 3 | 3 |
| Paint & Body Specialists | 1 | 1 |
| Service Attendants | 11 | 11 |
| Service Attendant Leaders | 3 | 3 |
| Equip Records Specialists | 1 | 0 |
| General Clerk III | 1 | 1 |
| TOTAL | 48 | 47 |

Metro Rail

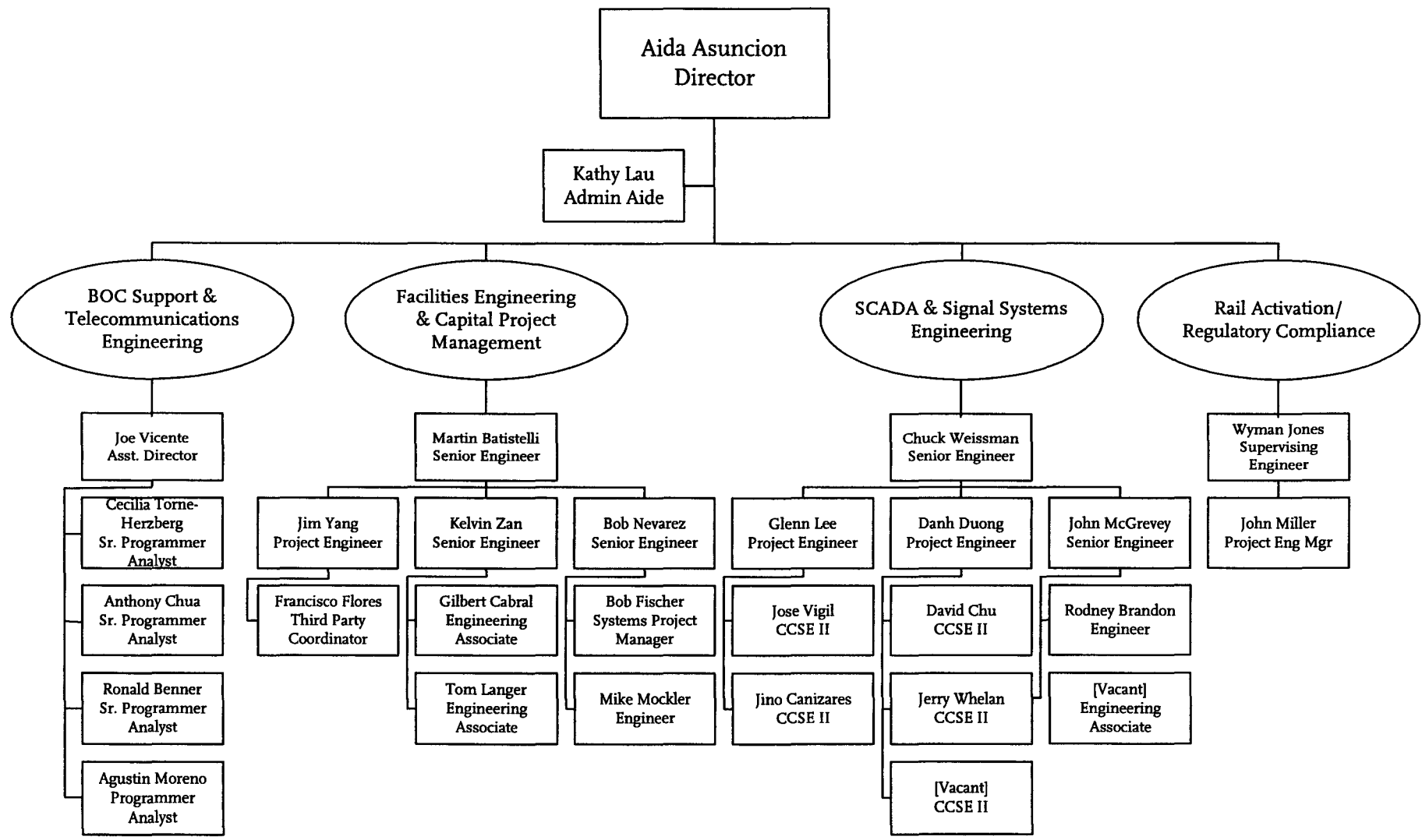
Rail Fleet Services - Gold Line

| Labor Group | FY05 | FY06 |
|--------------|-----------|-----------|
| ATU | 39 | 39 |
| AFSCME | 5 | 5 |
| TCU | 1 | 1 |
| Non-Contract | 2 | 2 |
| Total | 47 | 47 |



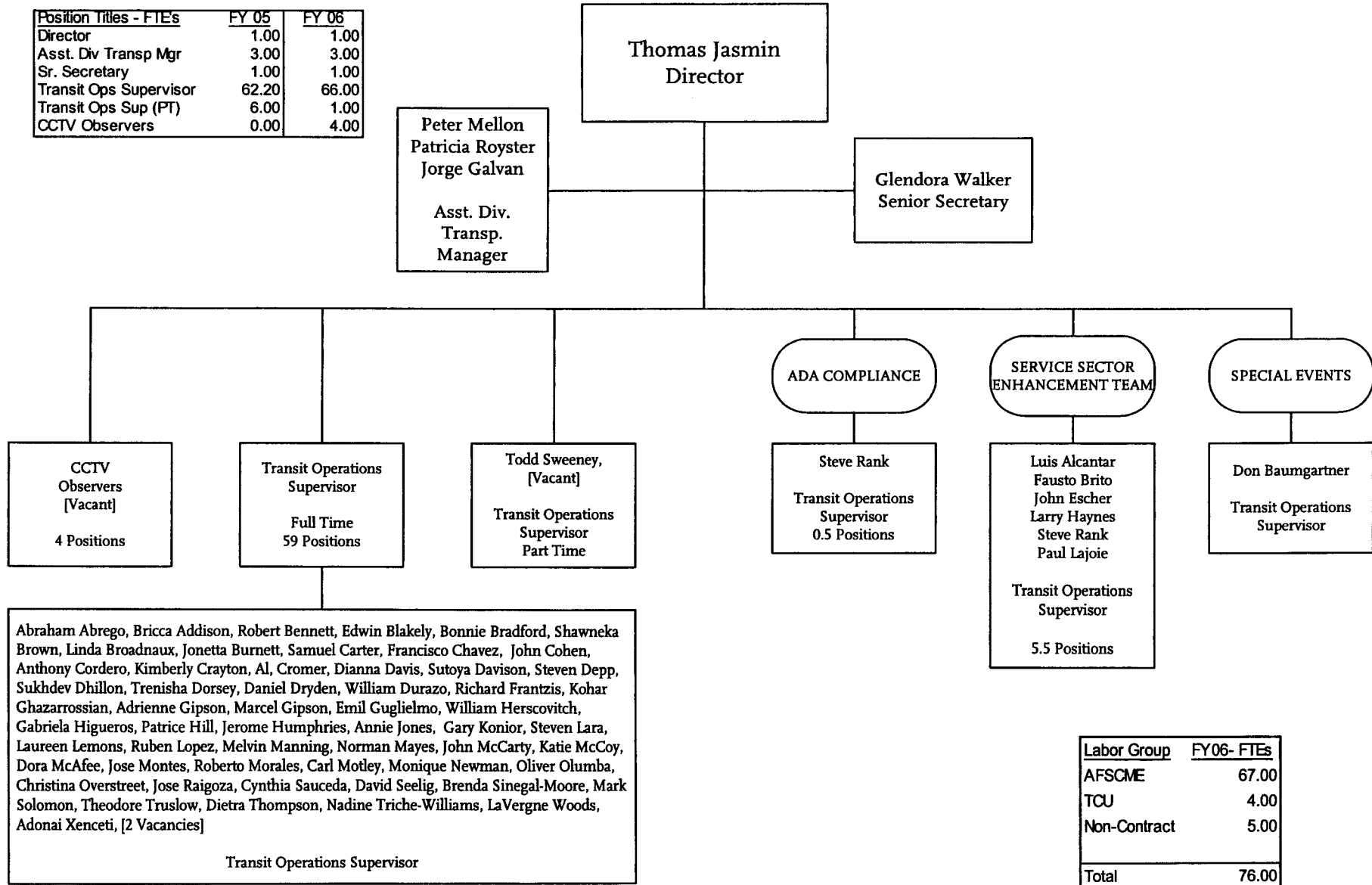
| | FY05 | FY06 |
|--------------------------------|-----------|-----------|
| RFS Maintenance Managers | 1 | 1 |
| RFS Asst Maintenance Mgrs | 1 | 1 |
| Rail Equip Maint Supervisors | 5 | 5 |
| Maintenance Specialists | 21 | 21 |
| Maintenance Specialist Leaders | 3 | 3 |
| Paint & Body Specialists | 1 | 1 |
| Service Attendants | 11 | 11 |
| Service Attendant Leaders | 3 | 3 |
| General Clerk III | 1 | 1 |
| TOTAL | 47 | 47 |

Metro Rail Transit Systems Engineering



Bus Operations Control

| Position Titles - FTE's | FY 05 | FY 06 |
|-------------------------|-------|-------|
| Director | 1.00 | 1.00 |
| Asst. Div Transp Mgr | 3.00 | 3.00 |
| Sr. Secretary | 1.00 | 1.00 |
| Transit Ops Supervisor | 62.20 | 66.00 |
| Transit Ops Sup (PT) | 6.00 | 1.00 |
| CCTV Observers | 0.00 | 4.00 |

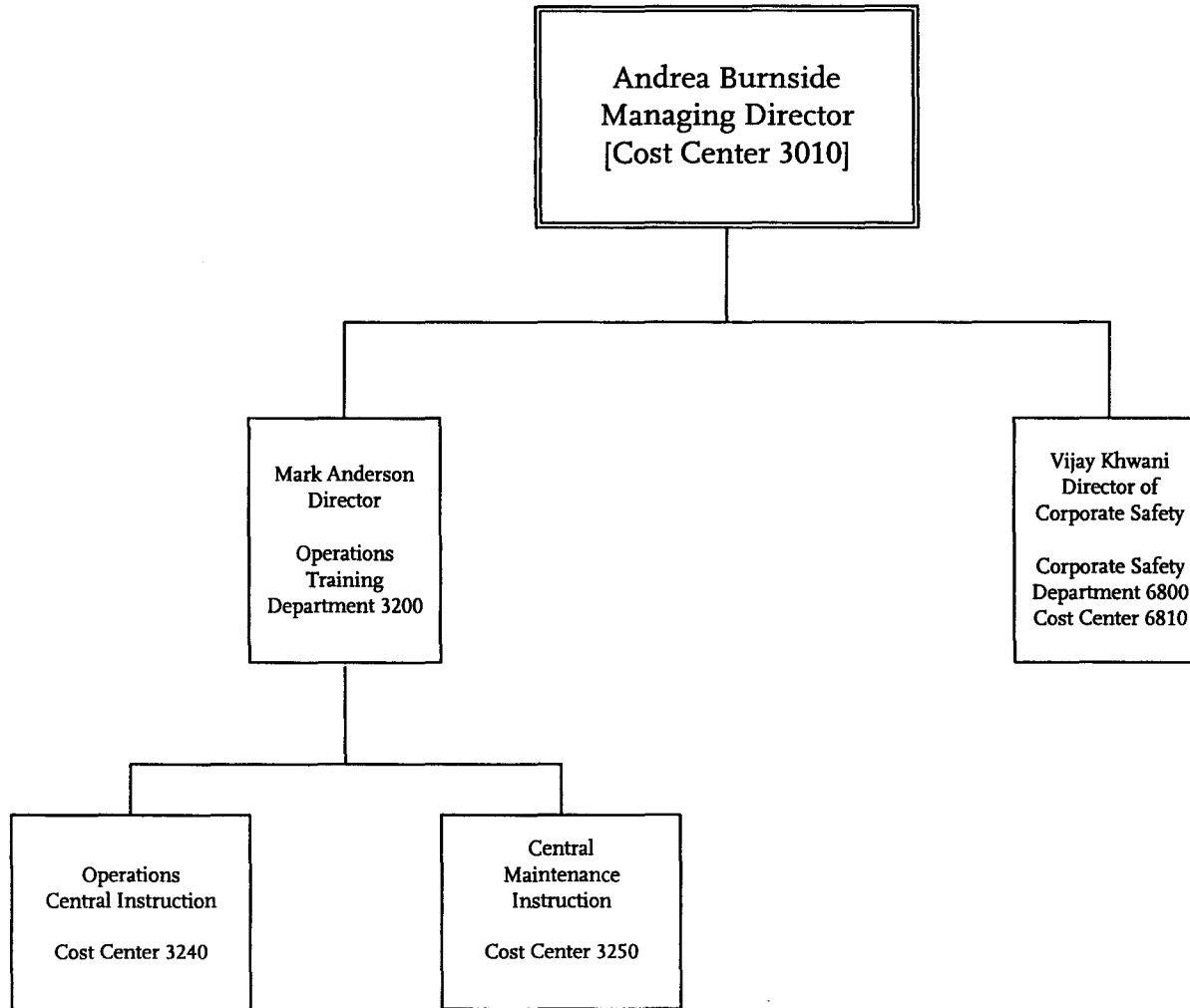


Abraham Abrego, Bricca Addison, Robert Bennett, Edwin Blakely, Bonnie Bradford, Shawneka Brown, Linda Broadnaux, Jonetta Burnett, Samuel Carter, Francisco Chavez, John Cohen, Anthony Cordero, Kimberly Crayton, Al Cromer, Dianna Davis, Sutoya Davison, Steven Depp, Sukhdev Dhillon, Trenisha Dorsey, Daniel Dryden, William Durazo, Richard Frantzis, Kohar Ghazarrossian, Adrienne Gipson, Marcel Gipson, Emil Guglielmo, William Herscovitch, Gabriela Higueros, Patrice Hill, Jerome Humphries, Annie Jones, Gary Konior, Steven Lara, Laureen Lemons, Ruben Lopez, Melvin Manning, Norman Mayes, John McCarty, Katie McCoy, Dora McAfee, Jose Montes, Roberto Morales, Carl Motley, Monique Newman, Oliver Olumba, Christina Overstreet, Jose Raigoza, Cynthia Saucedo, David Seelig, Brenda Sinegal-Moore, Mark Solomon, Theodore Truslow, Dietra Thompson, Nadine Triche-Williams, LaVergne Woods, Adonai Xenceti, [2 Vacancies]

Transit Operations Supervisor

| Labor Group | FY06- FTEs |
|--------------|--------------|
| AFSCME | 67.00 |
| TCU | 4.00 |
| Non-Contract | 5.00 |
| Total | 76.00 |

Safety & Training Administration



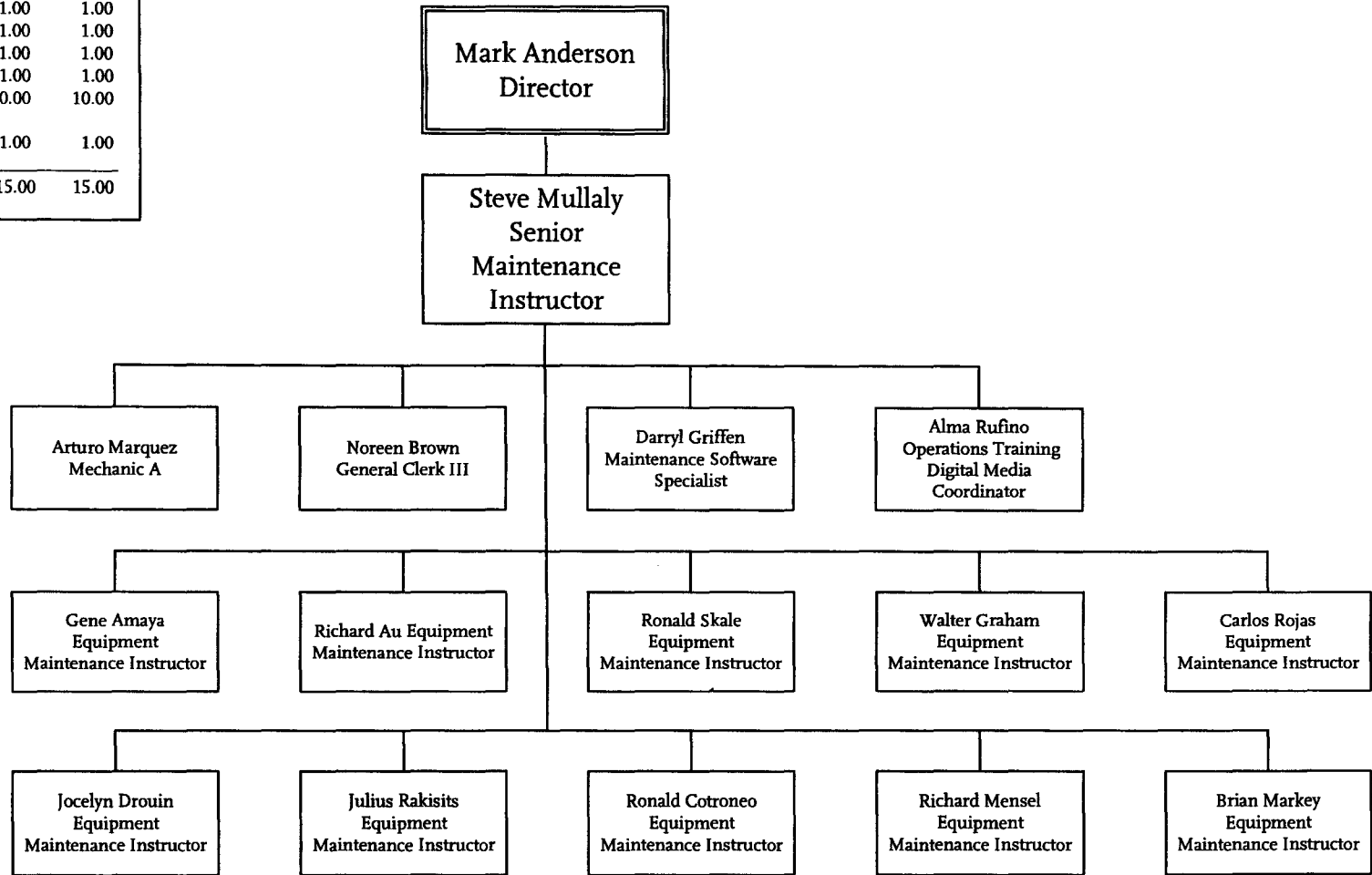
Metro Operations
Departments 3200 and 6800

Safety & Training Administration

Operations Training

Central Maintenance Instruction

| Position - FTEs | FY05 | FY06 |
|--------------------------------------|--------------|--------------|
| Senior Instructor | 1.00 | 1.00 |
| Maint. Software Spec. | 1.00 | 1.00 |
| Mechanic | 1.00 | 1.00 |
| General Clerk III | 1.00 | 1.00 |
| EM Instructor | 10.00 | 10.00 |
| Operations Trng Digital Media Coord. | 1.00 | 1.00 |
| Total: | 15.00 | 15.00 |



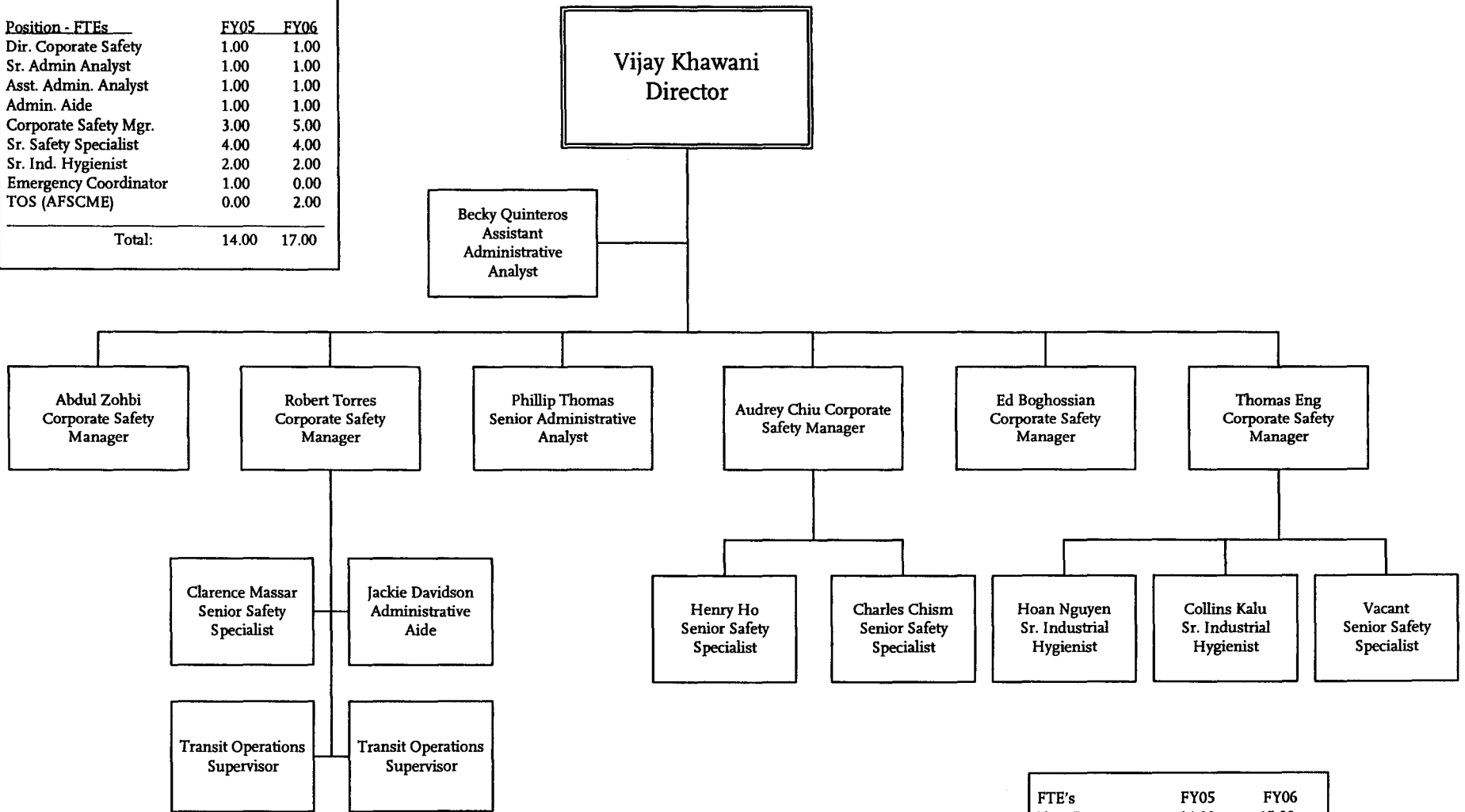
| Labor Group | FY05 | FY06 |
|--------------|--------------|--------------|
| AFSCME | 11.00 | 11.00 |
| ATU | 1.00 | 1.00 |
| TCU | 2.00 | 2.00 |
| Non Contract | 1.00 | 1.00 |
| Total | 15.00 | 15.00 |

Metro Operations
Department 3200 - Cost Center 3250

Safety & Training Administration

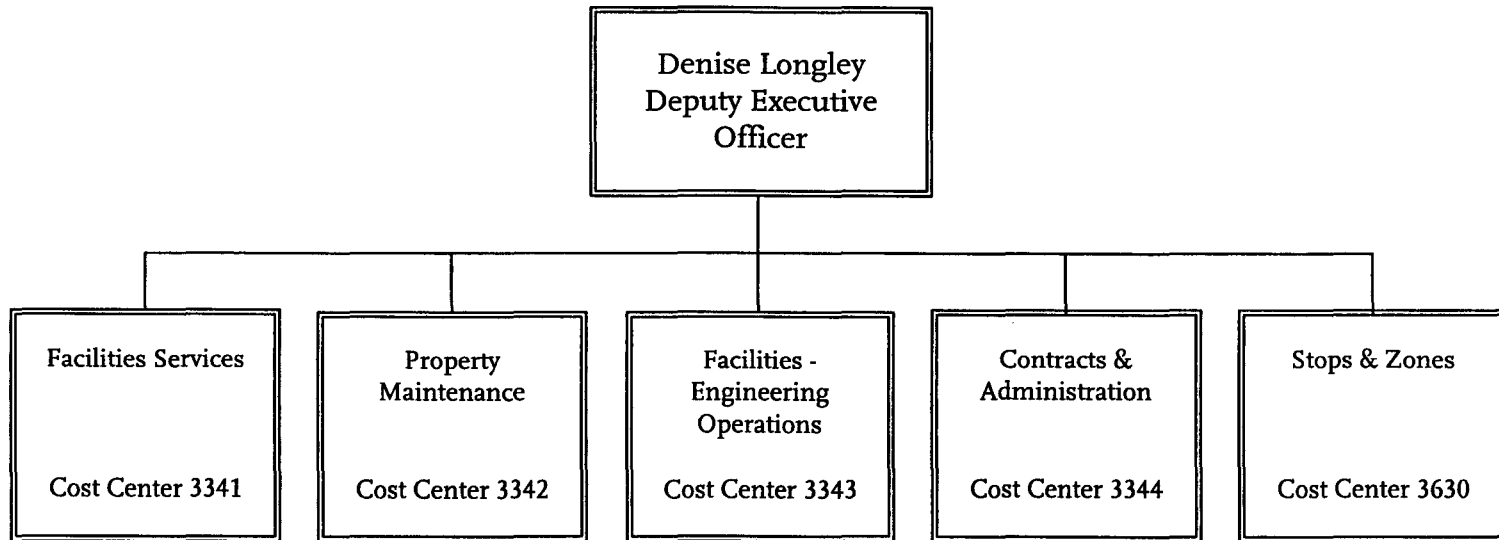
Corporate Safety

| Position - FTEs | FY05 | FY06 |
|-----------------------|--------------|--------------|
| Dir. Corporate Safety | 1.00 | 1.00 |
| Sr. Admin Analyst | 1.00 | 1.00 |
| Asst. Admin. Analyst | 1.00 | 1.00 |
| Admin. Aide | 1.00 | 1.00 |
| Corporate Safety Mgr. | 3.00 | 5.00 |
| Sr. Safety Specialist | 4.00 | 4.00 |
| Sr. Ind. Hygienist | 2.00 | 2.00 |
| Emergency Coordinator | 1.00 | 0.00 |
| TOS (AFSCME) | 0.00 | 2.00 |
| Total: | 14.00 | 17.00 |



| | | |
|---------------|--------------|--------------|
| FTE's | FY05 | FY06 |
| Non Contract | 14.00 | 15.00 |
| <u>AFSCME</u> | <u>0.00</u> | <u>2.00</u> |
| Total | 14.00 | 17.00 |

Facilities



| | |
|---------------------|-------------|
| <u>Contract</u> | <u>FY05</u> |
| AFSCME | 21.0 |
| ATU | 128.0 |
| TCU | 10.0 |
| <u>Non-Contract</u> | <u>33.0</u> |
| TOTAL | 192.0 |

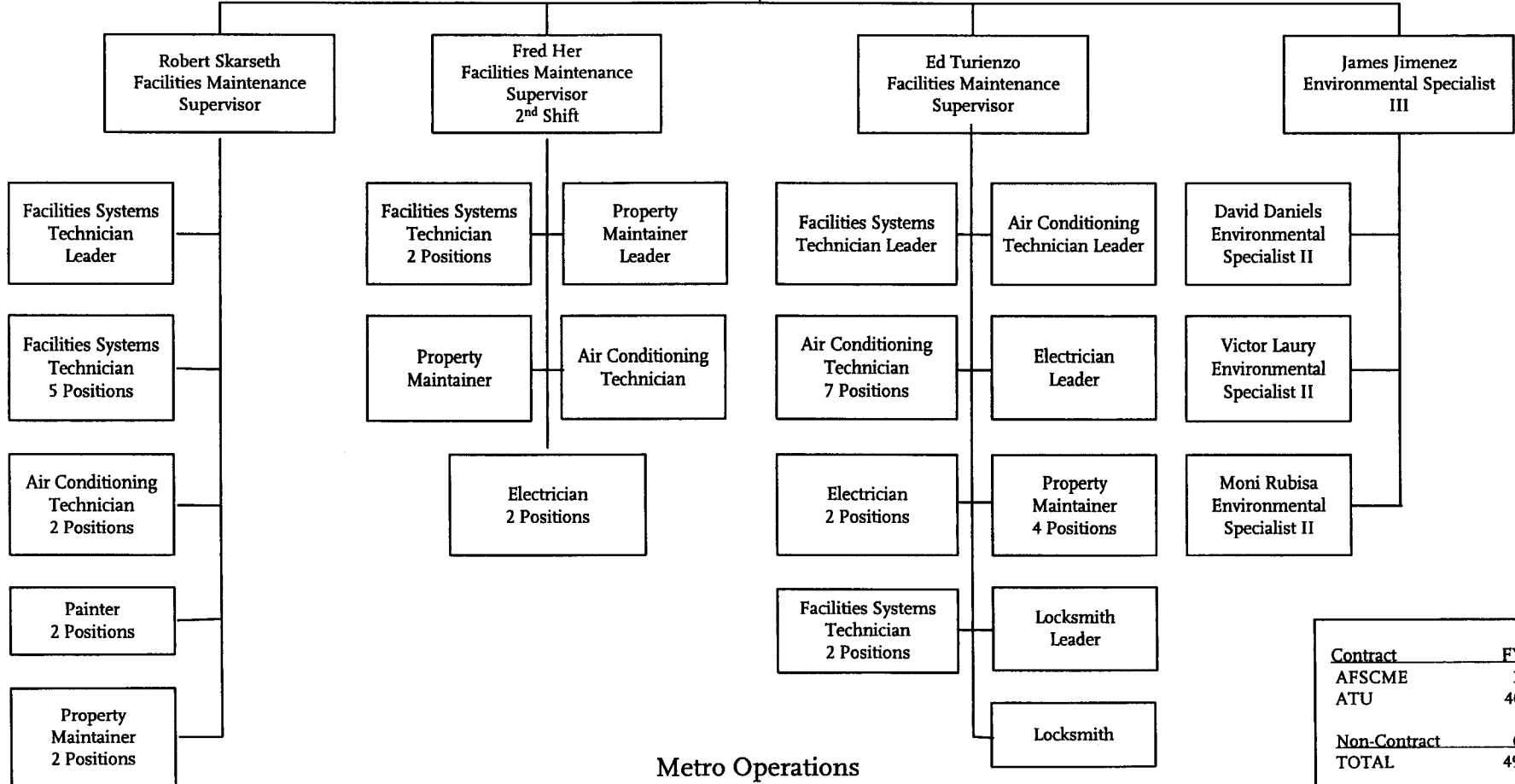
Metro Operations
Department 3300

| Positions | FY05 | FY06 |
|---------------------|------|------|
| FM Manager | 1.0 | 1.0 |
| FM Sup | 4.0 | 3.0 |
| FST Ldr | 2.0 | 2.0 |
| FST | 9.0 | 9.0 |
| ECT Ldr | 2.0 | 2.0 |
| ECT | 15.0 | 0 |
| A/C Ldr | 2.0 | 0 |
| A/C | 10.0 | 10.0 |
| ELEC Ldr | 1.0 | 1.0 |
| ELEC | 4.0 | 4.0 |
| PM Ldr | 1.0 | 1.0 |
| PM | 7.0 | 7.0 |
| LOCKSMITH Ldr | 1.0 | 1.0 |
| LOCKSMITH | 1.0 | 1.0 |
| PAINTER | 2.0 | 2.0 |
| ADMIN AIDE | 1.0 | 1.0 |
| ENV SPECIALISTS II | 0 | 3.0 |
| ENV SPECIALISTS III | 0 | 1.0 |
| TOTAL | 63.0 | 49.0 |

Facilities Facilities Services

Brady Branstetter
Director
[CC 3344]

Russell Murry
Facilities Maintenance
Manager



Metro Operations
Department 3300 - Cost Center 3341

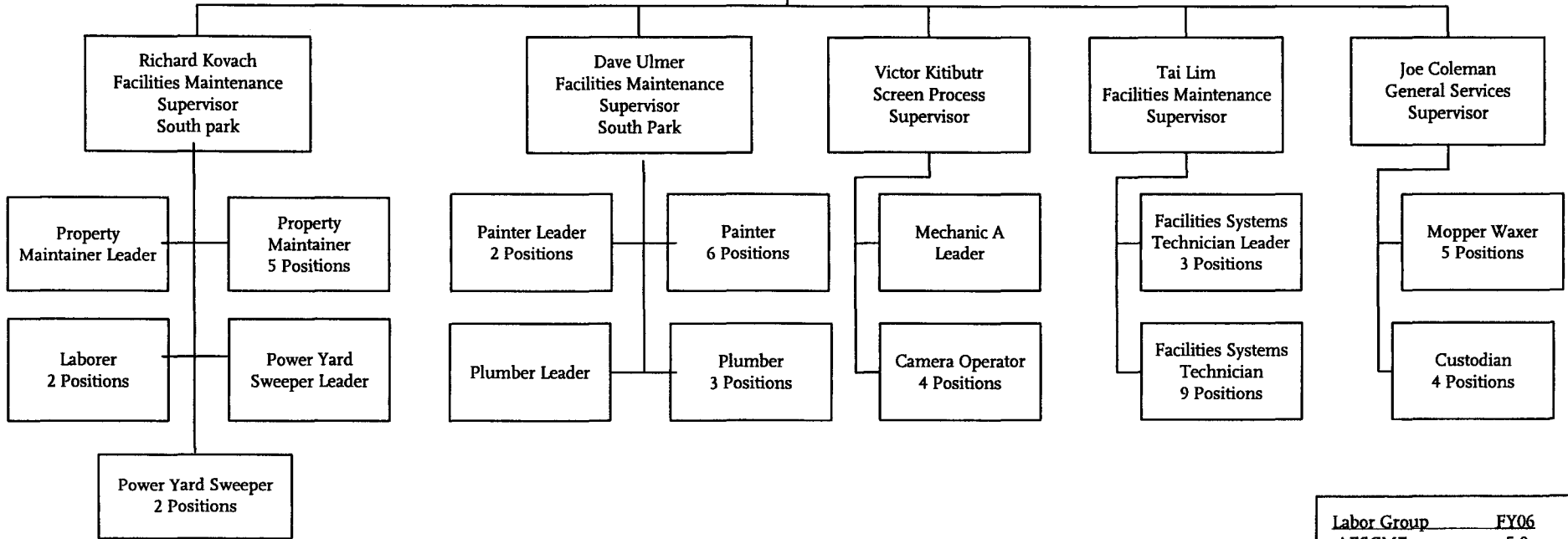
| Contract | FY06 |
|---------------------|-------------|
| AFSCME | 3.0 |
| ATU | 40.0 |
| Non-Contract | 6.0 |
| TOTAL | 49.0 |

| Positions | FY05 | FY06 |
|--------------------|------|------|
| Asst Dir/FM Mgr | 1.0 | 1.0 |
| FM Supervisor | 3.0 | 3.0 |
| Screen Process Sup | 1.0 | 1.0 |
| GS Supervisor | 1.0 | 1.0 |
| FST Ldr | 3.0 | 3.0 |
| FST | 9.0 | 9.0 |
| PM Ldr | 4.0 | 3.0 |
| PM | 8.0 | 5.0 |
| PAINTER Ldr | 2.0 | 2.0 |
| PAINTER | 6.0 | 6.0 |
| PLUMBER Ldr | 1.0 | 1.0 |
| PLUMBER | 3.0 | 3.0 |
| MECH A Ldr | 1.0 | 1.0 |
| LABORER | 3.0 | 2.0 |
| CAMERA OPR | 4.0 | 4.0 |
| PWR YARD SWP Ldr | 1.0 | 1.0 |
| PWR YARD SWP | 2.0 | 2.0 |
| MOPPER WAX Ldr | 2.0 | 2.0 |
| MOPPER WAX | 4.0 | 4.0 |
| CUSTODIAN | 3.0 | 3.0 |
| TOTAL | 61.0 | 57.0 |

Facilities Property Maintenance

Brady Branstetter
Director
[Cost Center 3344]

Gaspar Oropeza
Facilities Manager

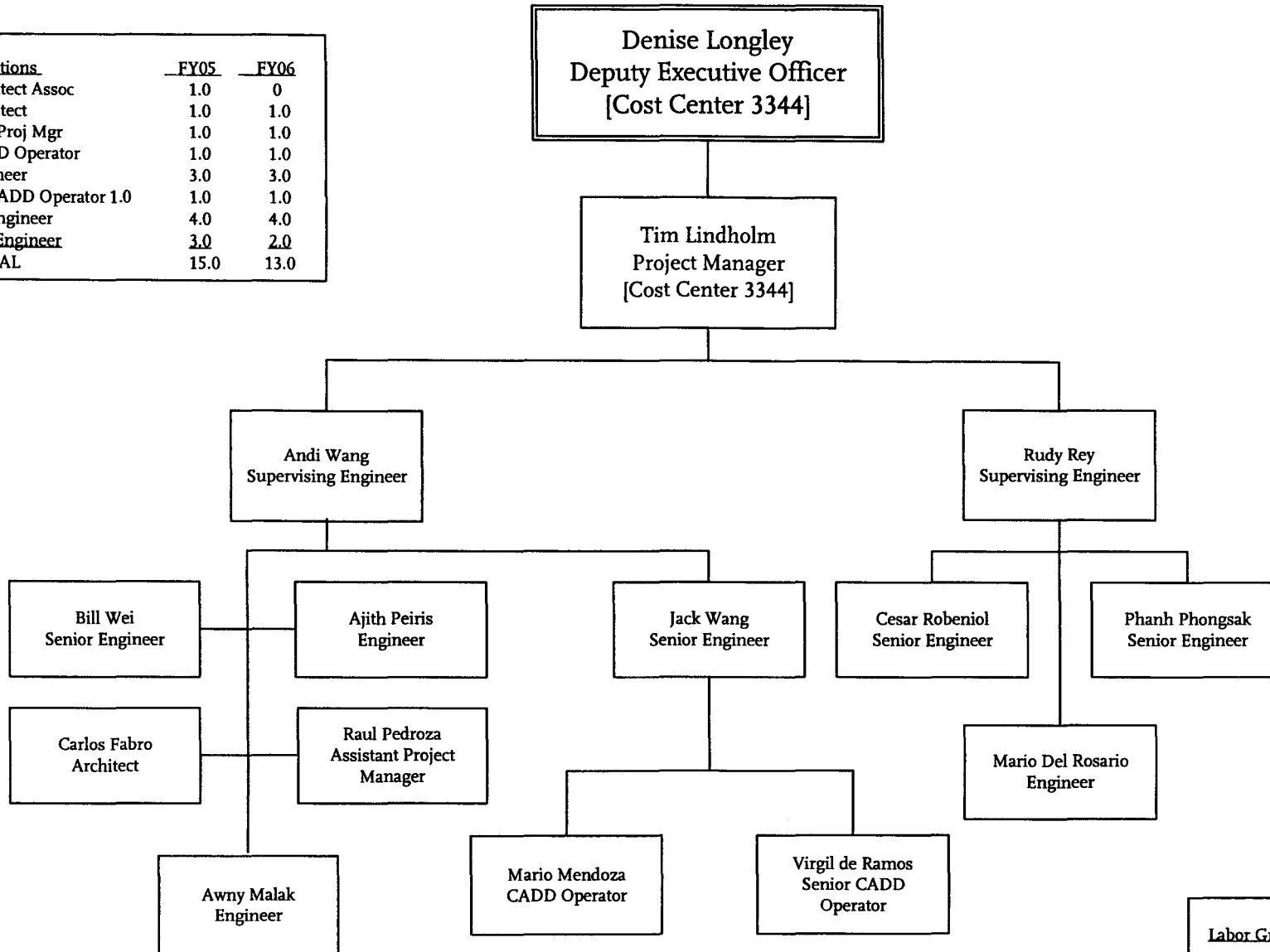


| Labor Group | FY06 |
|--------------|------|
| AFSCME | 5.0 |
| ATU | 42.0 |
| TCU | 9.0 |
| Non-Contract | 1.0 |
| TOTAL | 57.0 |

Facilities

Facilities Engineering - Operations

| Positions | FY05 | FY06 |
|-----------------------|-------------|-------------|
| Architect Assoc | 1.0 | 0 |
| Architect | 1.0 | 1.0 |
| Asst Proj Mgr | 1.0 | 1.0 |
| CADD Operator | 1.0 | 1.0 |
| Engineer | 3.0 | 3.0 |
| Sr. CADD Operator 1.0 | 1.0 | 1.0 |
| Sr. Engineer | 4.0 | 4.0 |
| Sup Engineer | 3.0 | 2.0 |
| TOTAL | 15.0 | 13.0 |



| | |
|--------------|-------------|
| Labor Group | FY06 |
| Non-Contract | 13.0 |
| TOTAL | 13.0 |

Facilities Contracts & Administration

| Positions | FY05 | FY06 |
|---------------------|-------------|-------------|
| DEO | 1.0 | 1.0 |
| Director | 1.0 | 1.0 |
| Project Manager | 1.0 | 1.0 |
| Asst Proj Mgr | 1.0 | 1.0 |
| Chief Admin Analyst | 1.0 | 1.0 |
| FM Manager | 1.0 | 1.0 |
| Sr. Admin Analyst | 1.0 | 1.0 |
| FM Sup | 5.0 | 4.0 |
| Admin Analyst | 1.0 | 2.0 |
| Admin Aide | 3.0 | 3.0 |
| TOTAL | 16.0 | 16.0 |

Denise Longley
Deputy Executive
Officer

Don Howey
Chief Administrative
Analyst

Brady Branstetter
Director

Tim Lindholm
Project Manager

Jose Chu
Senior Administrative
Analyst

Lilia Aguilar
Administrative Aide

Josephine Sunga
Administrative Aide

Liz Palacios
Administrative Analyst

Renee Willis
Administrative Analyst

Lori Magno
Administrative Aide

Hussein Farah
Facilities Maintenance
Manager

Darrel Spearman
Assistant Project
Manager

Keith Jackson
Facilities Maintenance
Supervisor

Nehemias Mejia
Facilities Maintenance
Supervisor

Dan Estrada
Facilities Maintenance
Supervisor

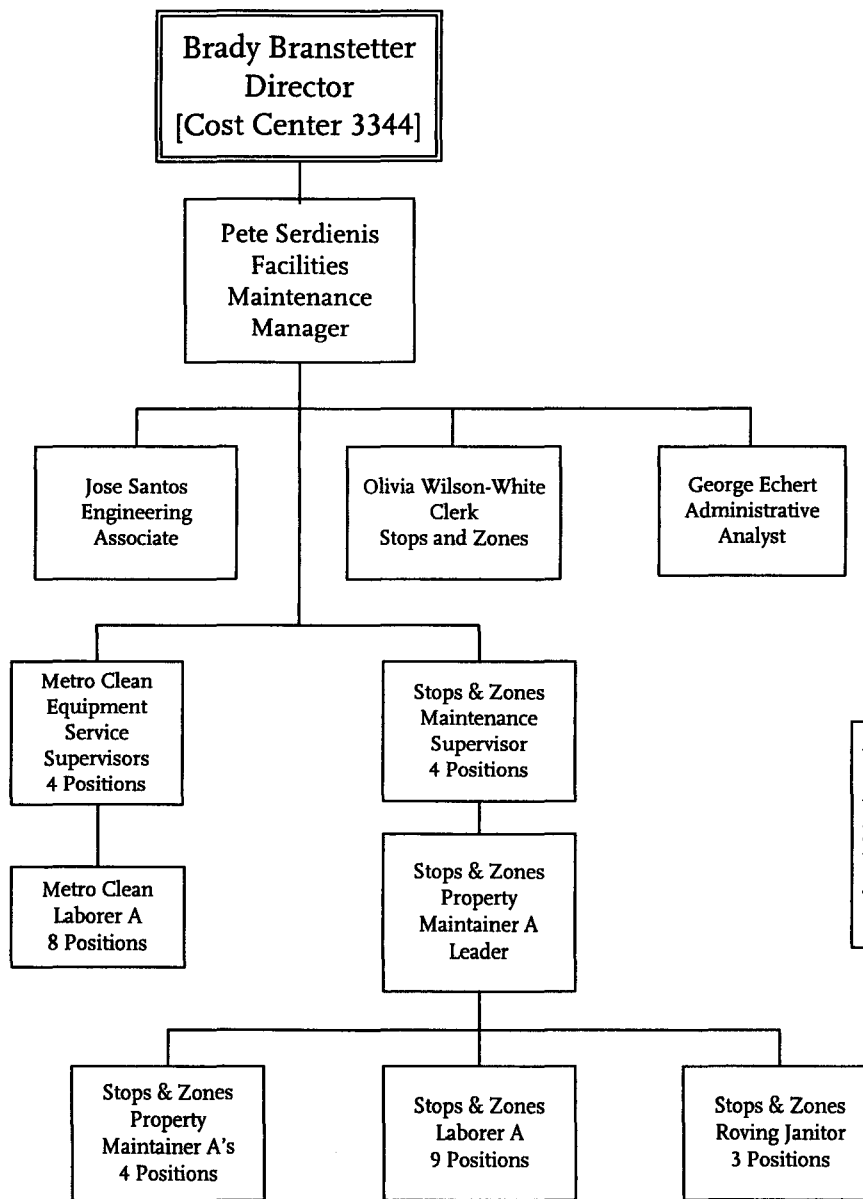
[Vacant]
Facilities Maintenance
Supervisor

| Labor Group | FY06 |
|--------------|-------------|
| AFSCME | 4.0 |
| Non-Contract | 12.0 |
| TOTAL | 16.0 |

Facilities

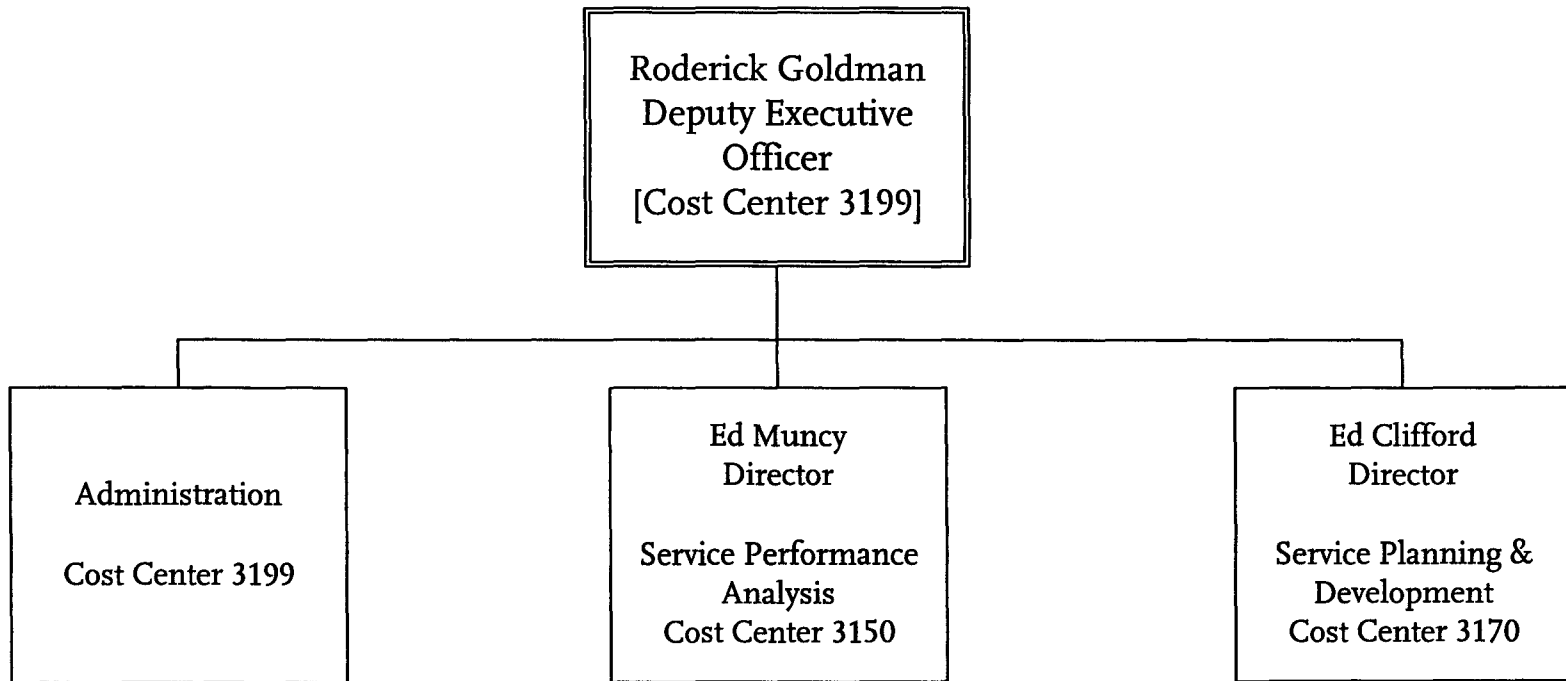
Stops and Zones

| Position - FTEs | FY05 | FY06 |
|---------------------------|-------------|-------------|
| Facilities Manager | 1.00 | 1.00 |
| Clerk | 1.00 | 1.00 |
| Admin Analyst | 1.00 | 1.00 |
| Equip Service Super. | 4.00 | 4.00 |
| Stops/Zones Maint. Super. | 1.00 | 1.00 |
| Stops/Zones Rep | 3.00 | 3.00 |
| Laborer A | 17.00 | 17.00 |
| Prop Maintainer A Leader | 1.00 | 1.00 |
| Property Maintainer A | 4.00 | 4.00 |
| Roving Janitor | 3.00 | 3.00 |
| Engineering Assoc. | 1.00 | 1.00 |
| Total: | 37.0 | 37.0 |



| Labor Group | FY05 | FY06 |
|--------------|--------------|--------------|
| Non-Contract | 3.0 | 3.0 |
| AFSCME | 8.0 | 8.0 |
| ATU | 25.0 | 25.0 |
| TCU | 1.0 | 1.0 |
| TOTAL | 37.00 | 37.00 |

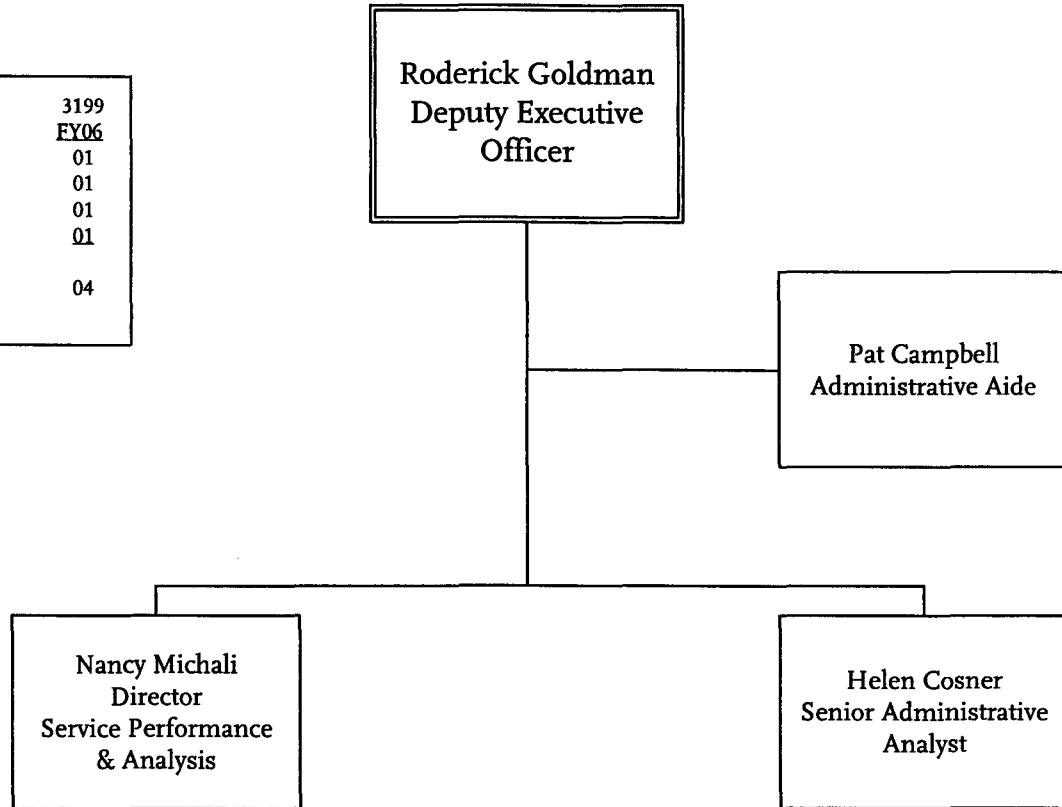
Service Development & Performance Analysis



Metro Operations
Department 3100

Service Development & Performance Analysis Administration

| | 3170 | 3199 | 3199 |
|------------------|-----------|-----------|-----------|
| Positions | FY05 | FY05 | FY06 |
| DEO | 00 | 01 | 01 |
| Admin Aide | 00 | 01 | 01 |
| Director | 00 | 01 | 01 |
| Sr. Adm. Analyst | 01 | 00 | 01 |
| Total: | 01 | 03 | 04 |

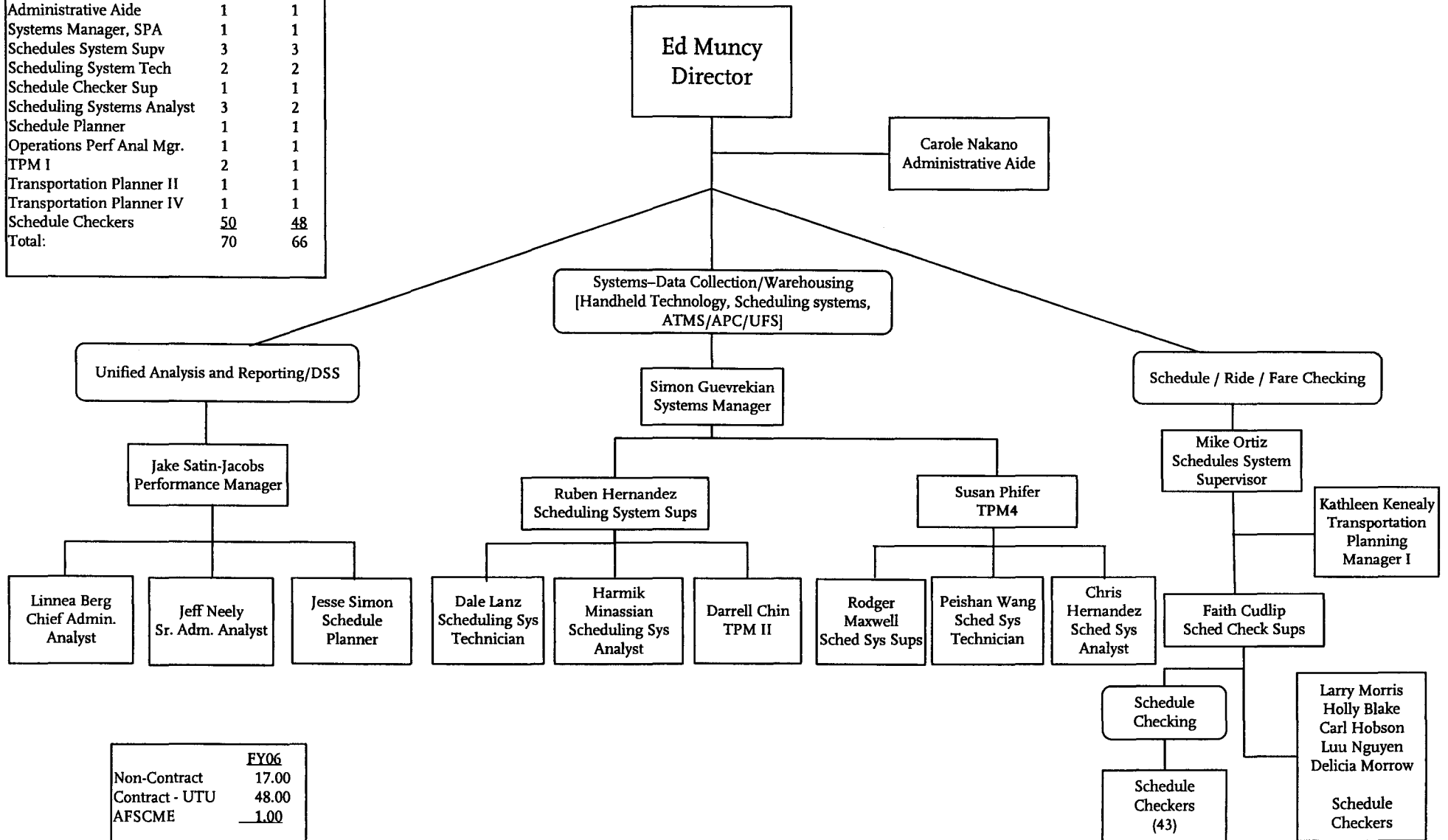


| | 3170 | 3199 | 3199 |
|---------------|-----------|-----------|-----------|
| | FY05 | FY05 | FY06 |
| Non Contract | 01 | 03 | 04 |
| Contract | 00 | 00 | 00 |
| Total: | 01 | 03 | 04 |

Service Delopment & Performance Analysis

Service Performance Analysis

| Positions | FY05 | FY06 |
|------------------------------|------|------|
| Director | 1 | 1 |
| Chief Administrative Analyst | 1 | 1 |
| Sr. Admin. Analyst | 1 | 1 |
| Administrative Aide | 1 | 1 |
| Systems Manager, SPA | 1 | 1 |
| Schedules System Supv | 3 | 3 |
| Scheduling System Tech | 2 | 2 |
| Schedule Checker Sup | 1 | 1 |
| Scheduling Systems Analyst | 3 | 2 |
| Schedule Planner | 1 | 1 |
| Operations Perf Anal Mgr. | 1 | 1 |
| TPM I | 2 | 1 |
| Transportation Planner II | 1 | 1 |
| Transportation Planner IV | 1 | 1 |
| Schedule Checkers | 50 | 48 |
| Total: | 70 | 66 |

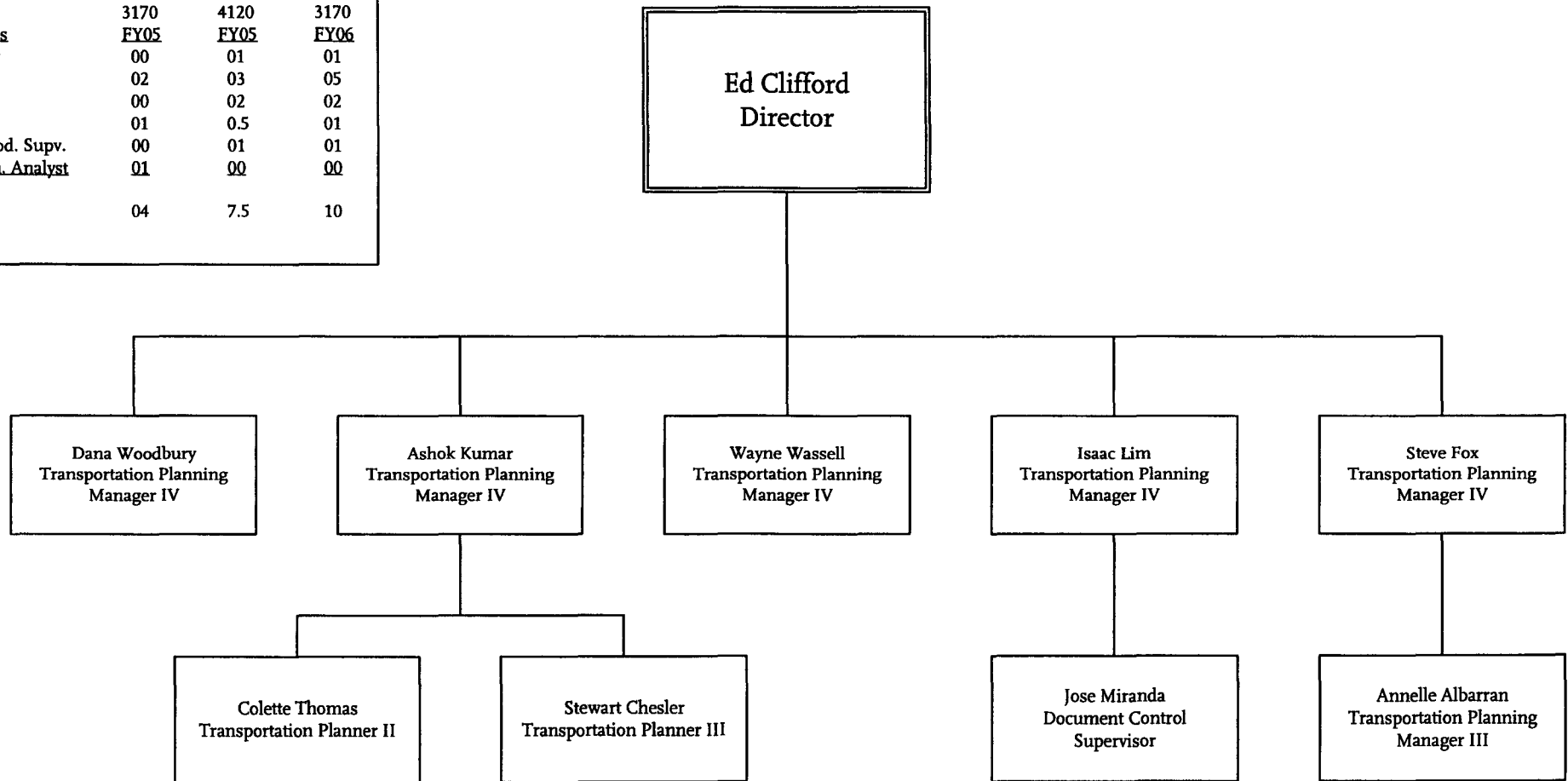


| | FY06 |
|----------------|-------|
| Non-Contract | 17.00 |
| Contract - UTU | 48.00 |
| AFSCME | 1.00 |
| Total: | 66.00 |

Service Development & Performance Analysis

Service Planning & Development

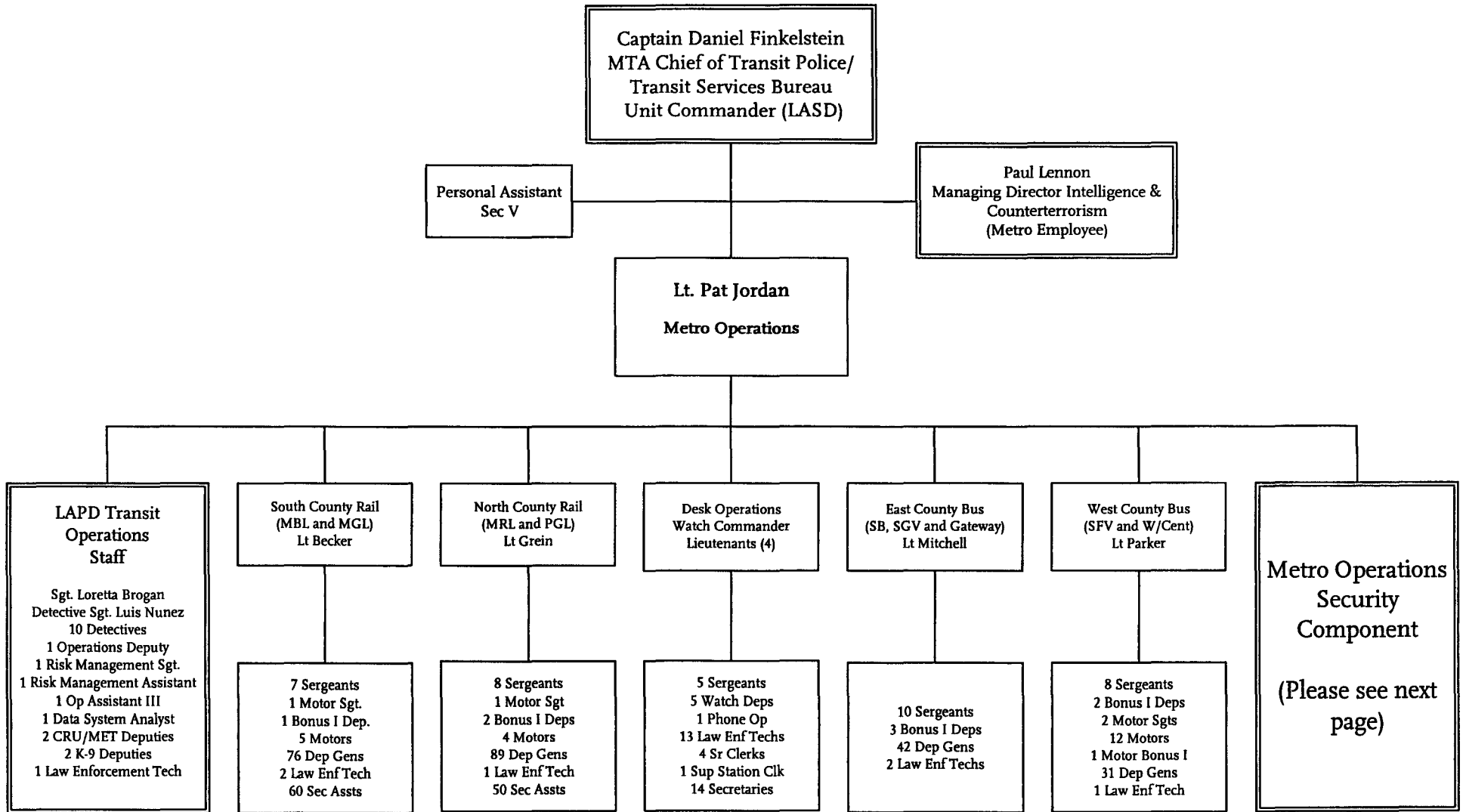
| Positions | 3170 FY05 | 4120 FY05 | 3170 FY06 |
|------------------|--------------|--------------|--------------|
| Director | 00 | 01 | 01 |
| TPM IV | 02 | 03 | 05 |
| TPM III | 00 | 02 | 02 |
| TP II | 01 | 0.5 | 01 |
| Doc. Prod. Supv. | 00 | 01 | 01 |
| Sr. Adm. Analyst | 01 | 00 | 00 |
| Total: | 04 | 7.5 | 10 |



| | 3170 | 4120 | 3170 |
|--------------------|-------------|-------------|-------------|
| <u>Labor Group</u> | <u>FY05</u> | <u>FY05</u> | <u>FY06</u> |
| Non-Contract | 04 | 6.5 | 09 |
| Contract | 00 | 01 | 01 |
| Total: | 04 | 7.5 | 10 |

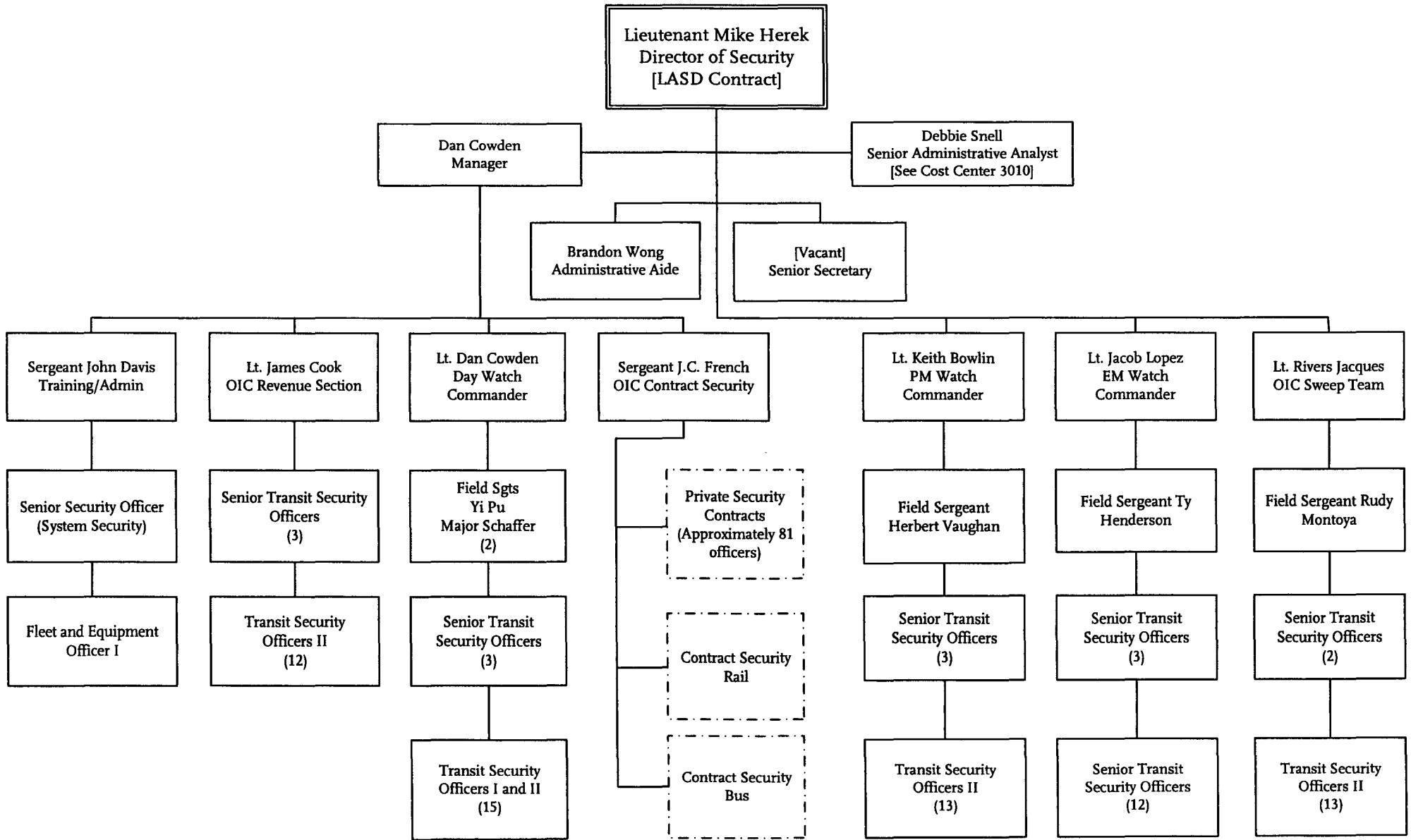
Office of Chief of Transit Police

Overview Including LASD Contracted Staffing



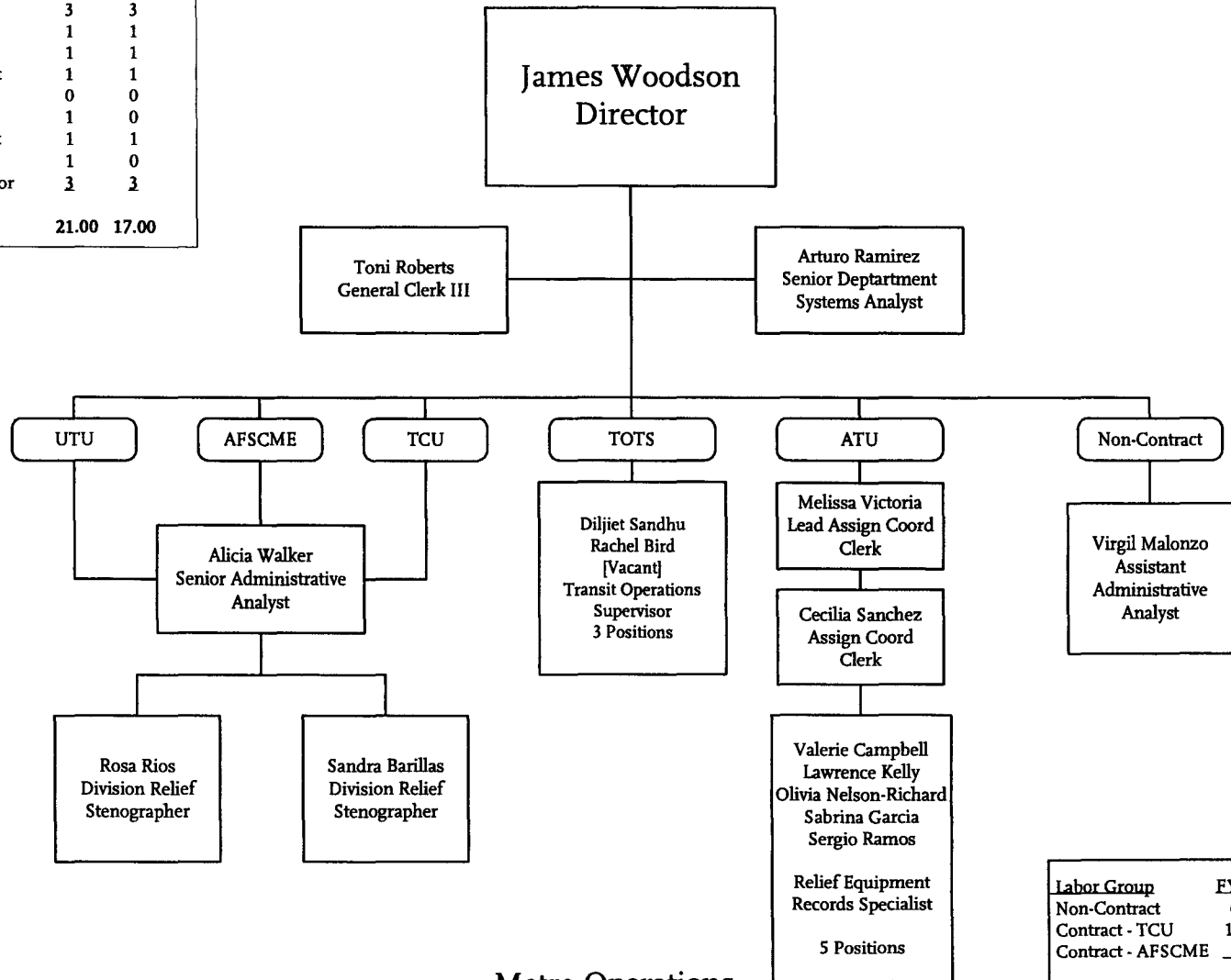
Office of Chief of Transit Police

Metro Operations Security Component



Manpower - Transit Operations Systems & Support

| Positions | FY05 | FY06 |
|-------------------------------|--------------|--------------|
| Lead Assignment Coord Clerk | 1 | 1 |
| Assignment Coord Clerk | 1 | 1 |
| General Clerk III | 1 | 0 |
| Equipment Records Specialist | 6 | 5 |
| Division Stenographer | 3 | 3 |
| Sr Administrative Analyst | 1 | 1 |
| Asst Administrative Analyst | 1 | 1 |
| Sr Departmental Sys Analyst | 1 | 1 |
| Departmental Sys Analyst | 0 | 0 |
| Sr Secretary | 1 | 0 |
| Director Operations Support | 1 | 1 |
| Asst, Division Transp Mgr. | 1 | 0 |
| Transit Operations Supervisor | 3 | 3 |
| Total: | 21.00 | 17.00 |

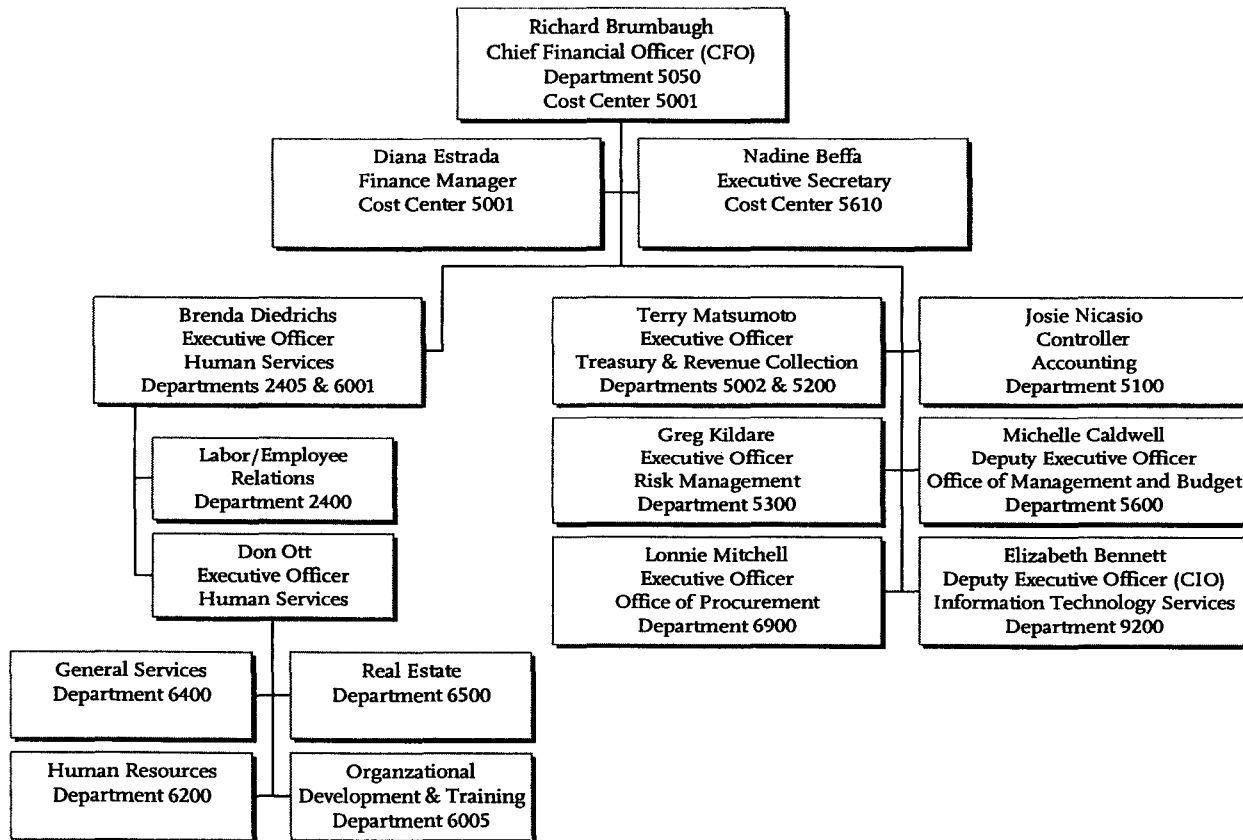


Metro Operations
Department 3101 - Cost Center 3160

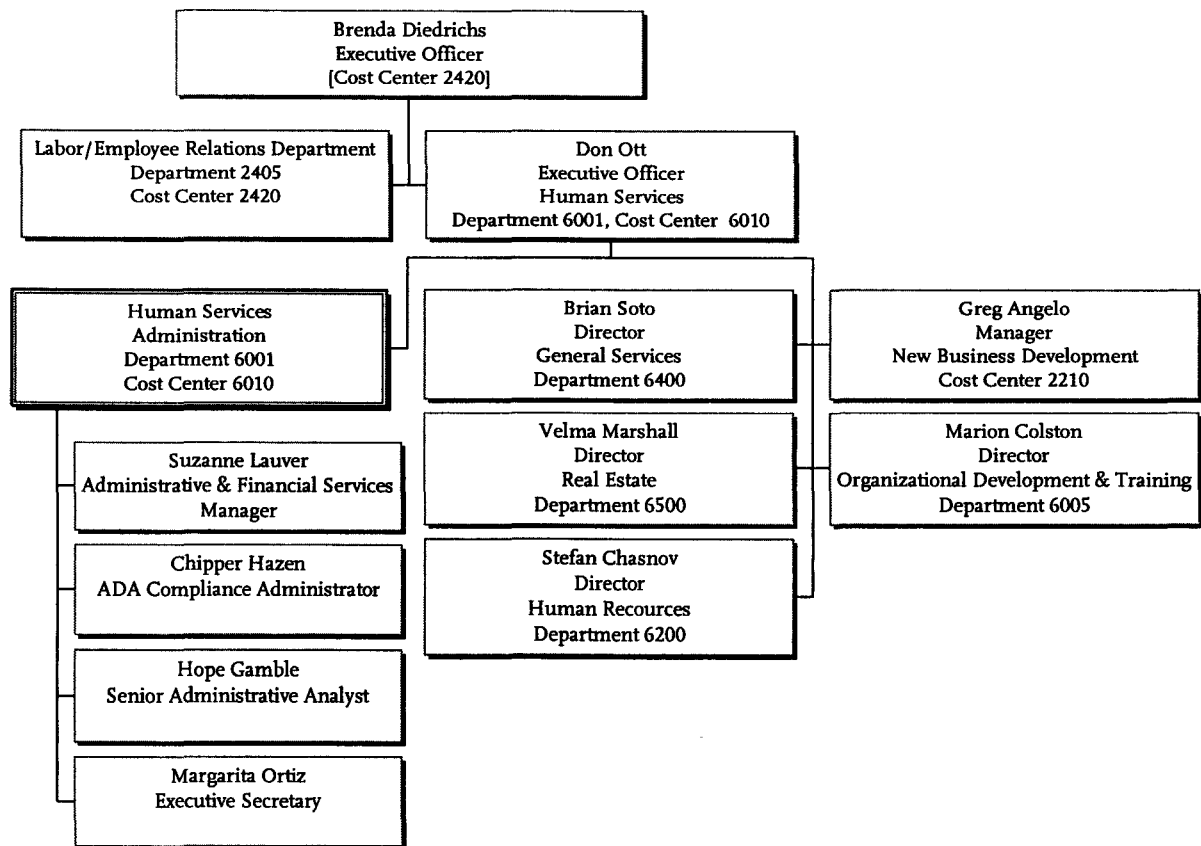
| Labor Group | FY05 | FY06 |
|-------------------|-----------|-----------|
| Non-Contract | 6 | 4 |
| Contract - TCU | 12 | 10 |
| Contract - AFSCME | 3 | 3 |
| Total: | 21 | 17 |

**Business
Services**

Business Services



Human Services

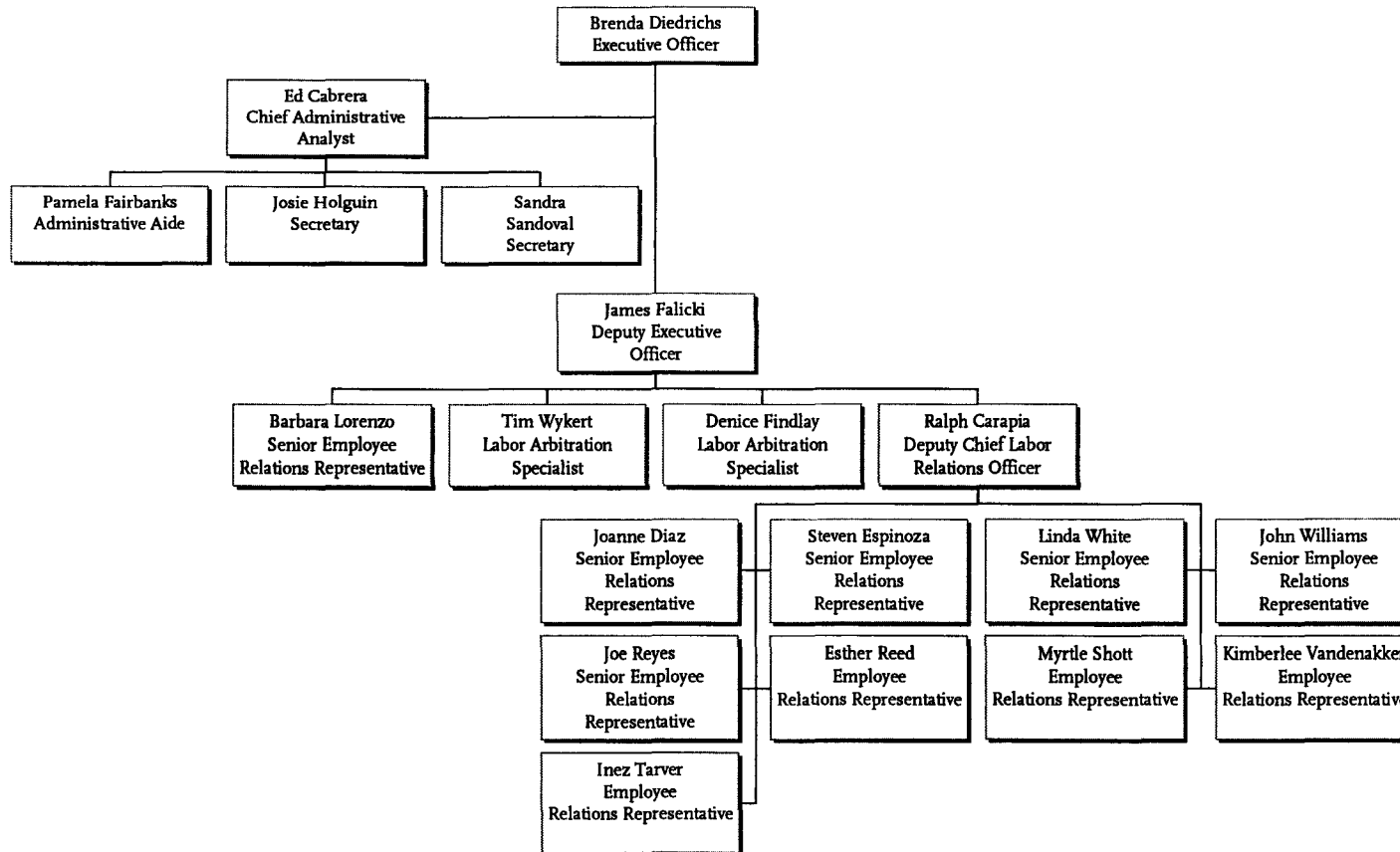


Business Services

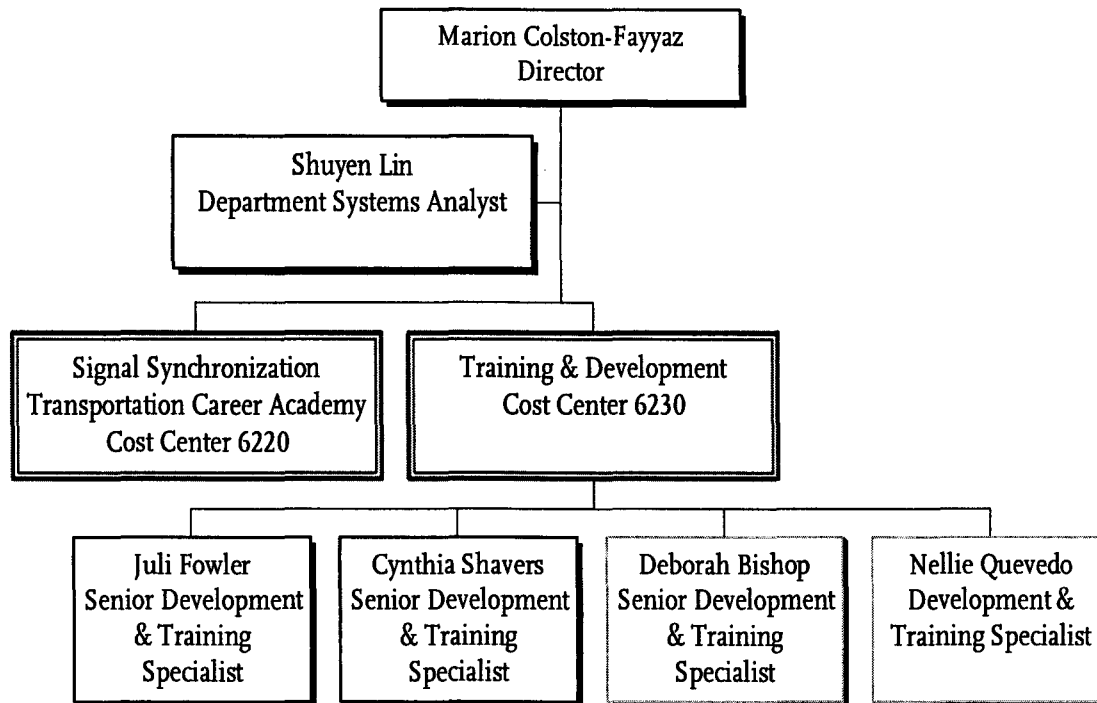
Human Services

Labor/Employee Relations

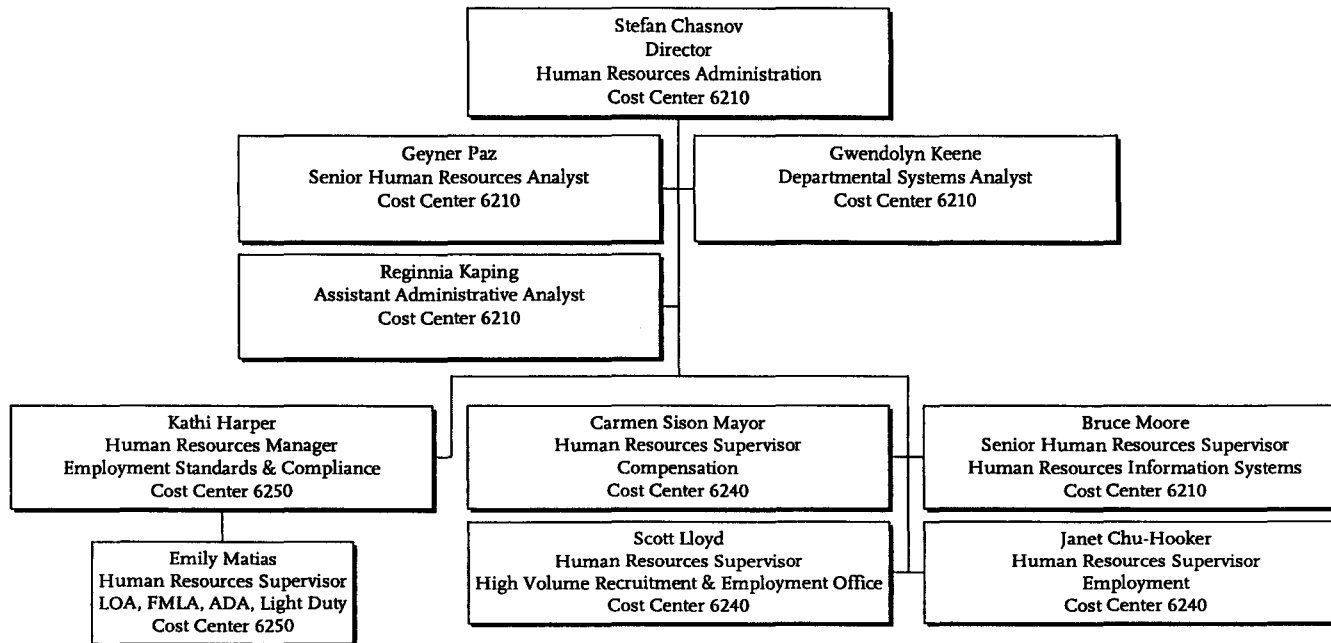
Department 2405
Cost Center 2420



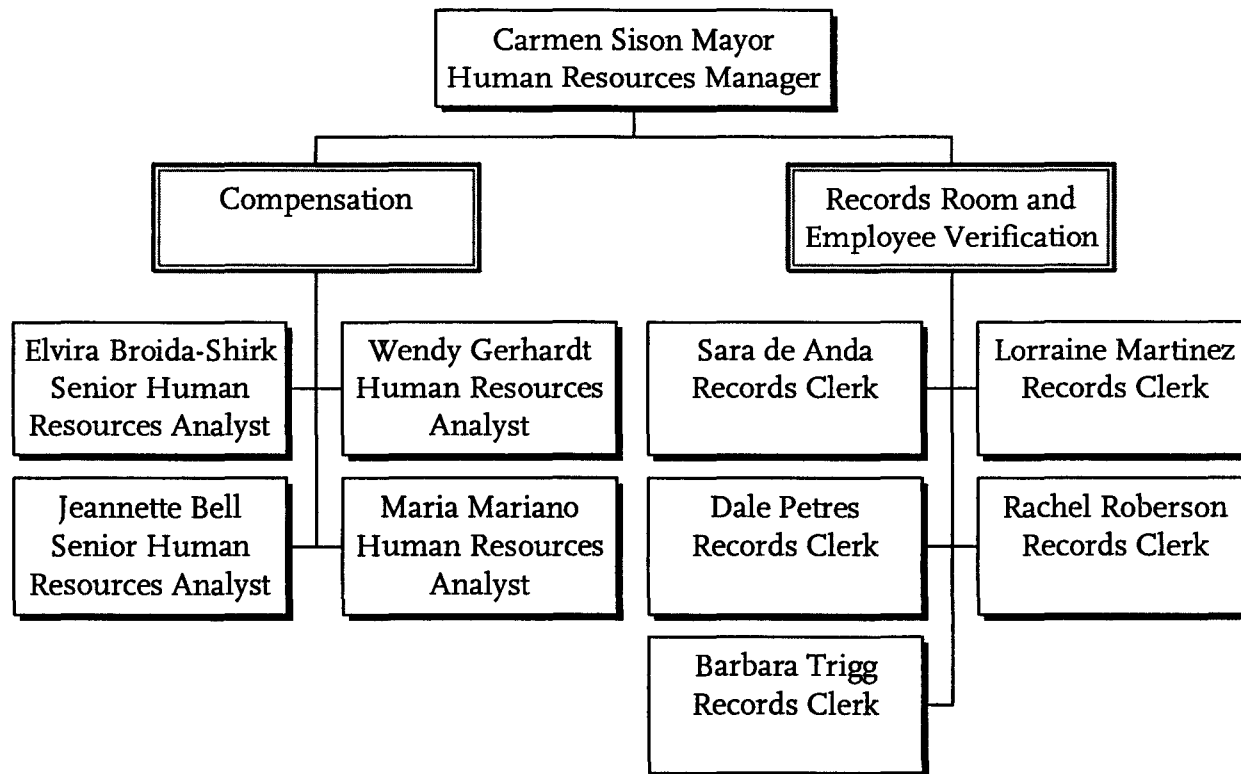
Human Services
Organizational Development & Training
Department 6005
Cost Centers 6220 & 6230



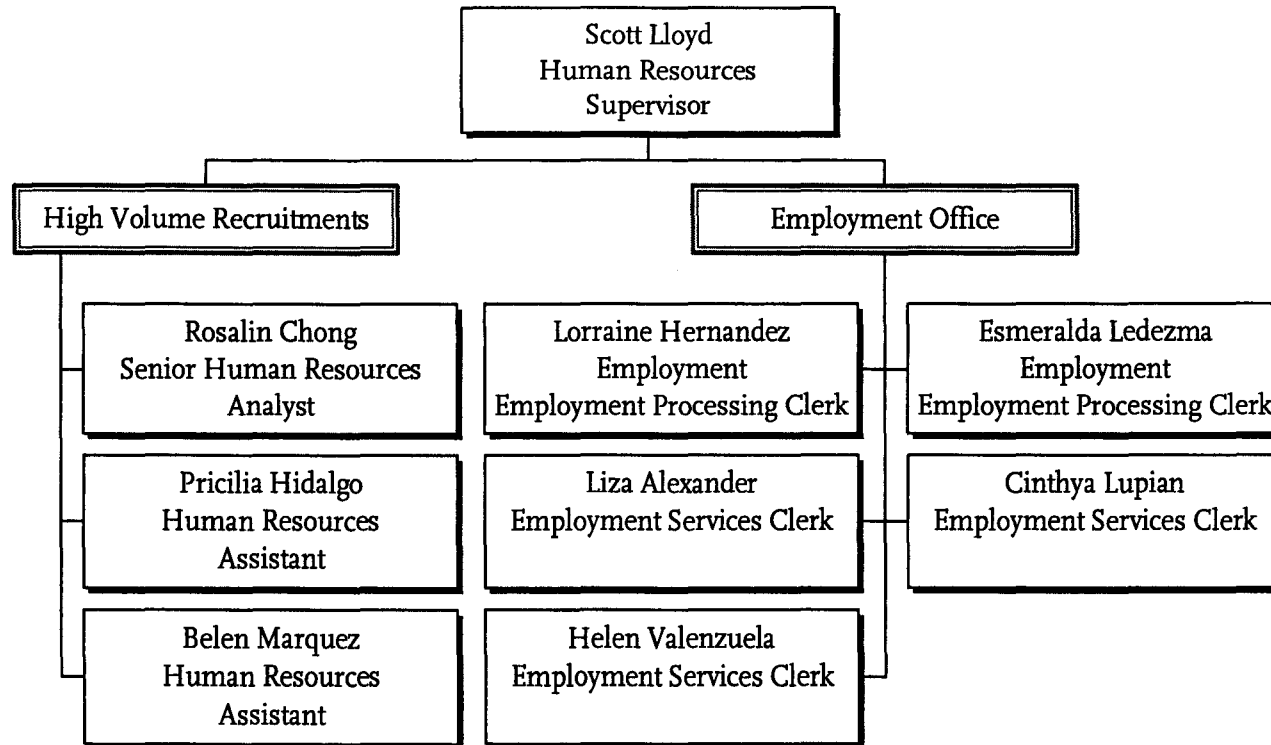
Human Services Human Resources Department 6200



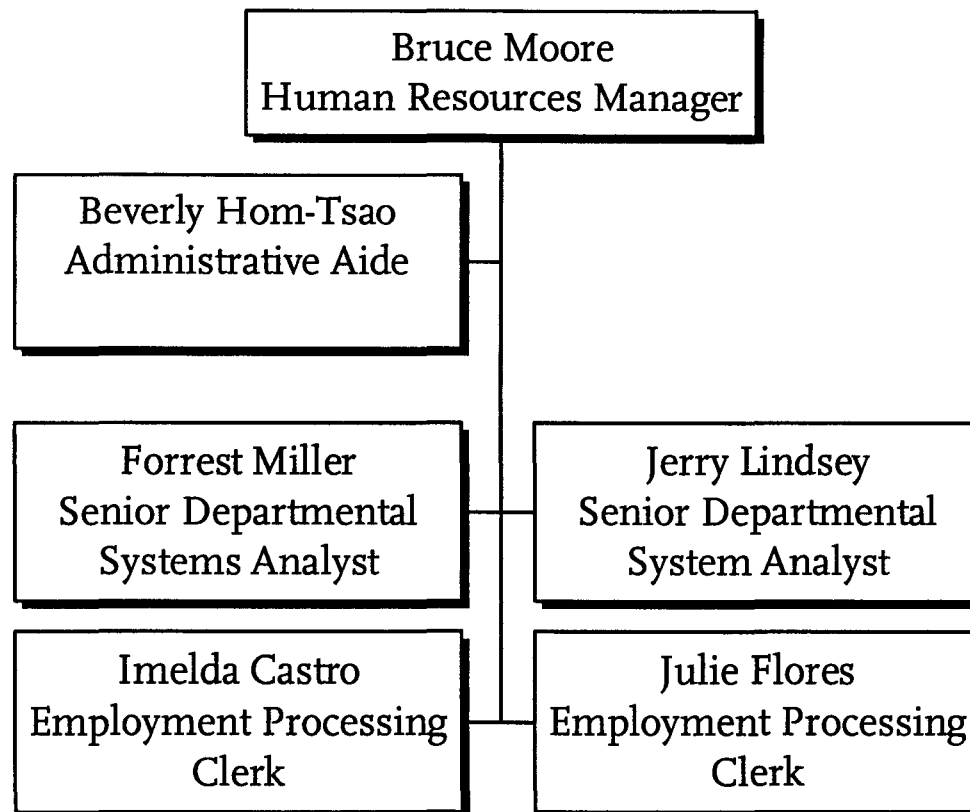
Human Services
Compensation
Cost Center 6240



Human Services
High Volume Recruitment &
Employment Office
Cost Center 6240



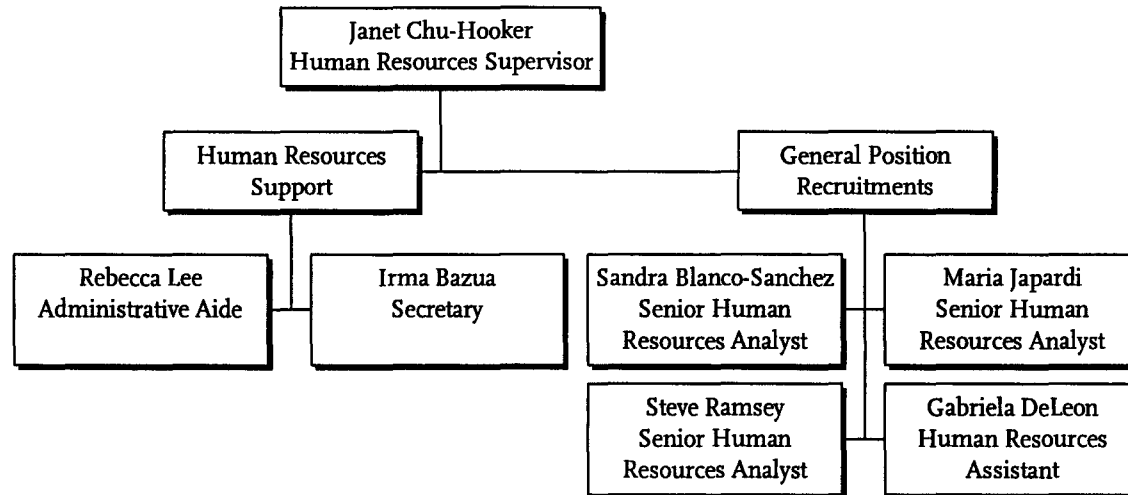
Human Services
Human Resources Information Systems
Cost Center 6240



Human Services

Employment

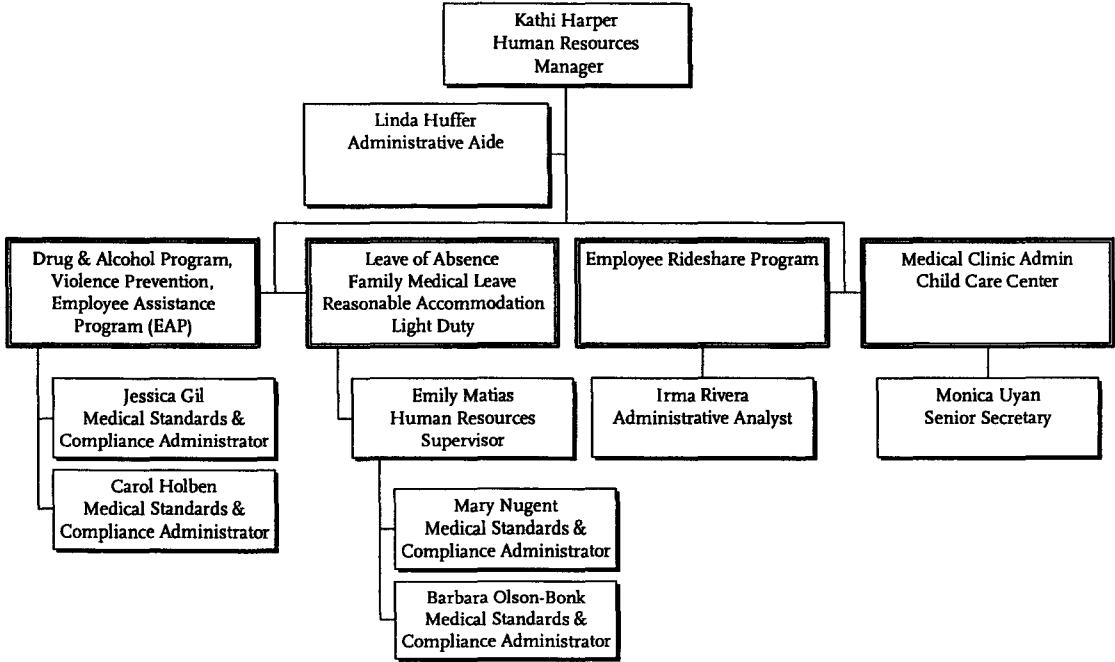
Cost Center 6240



Human Services

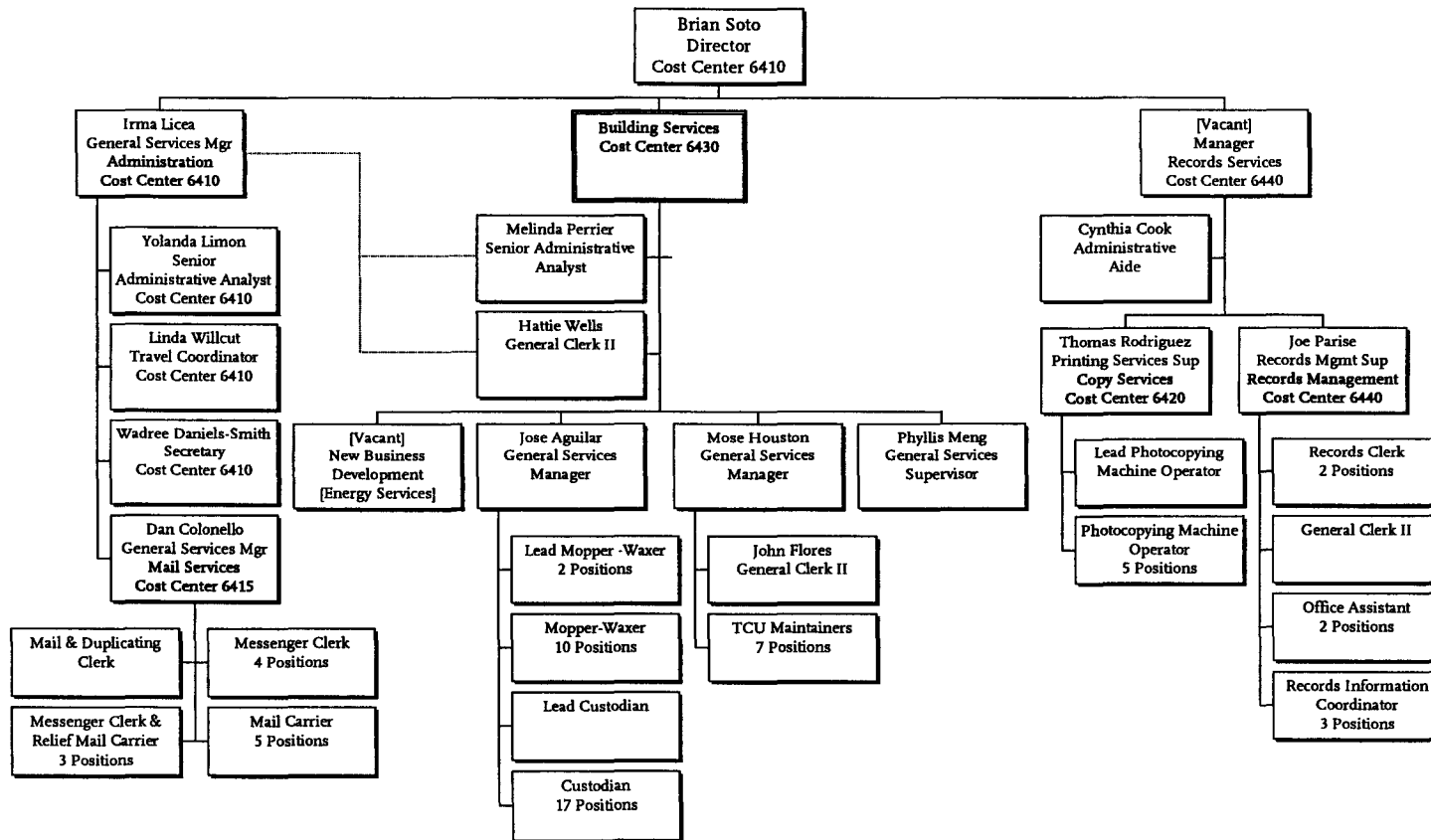
Employment Standards & Employee Programs

Cost Center 6250



Human Services

General Services, Administration, Building Services
 Records Services, Record Management, Mail & Copy Services
 Department 6400
 Cost Centers 6410, 6415, 6420, 6430, 6440

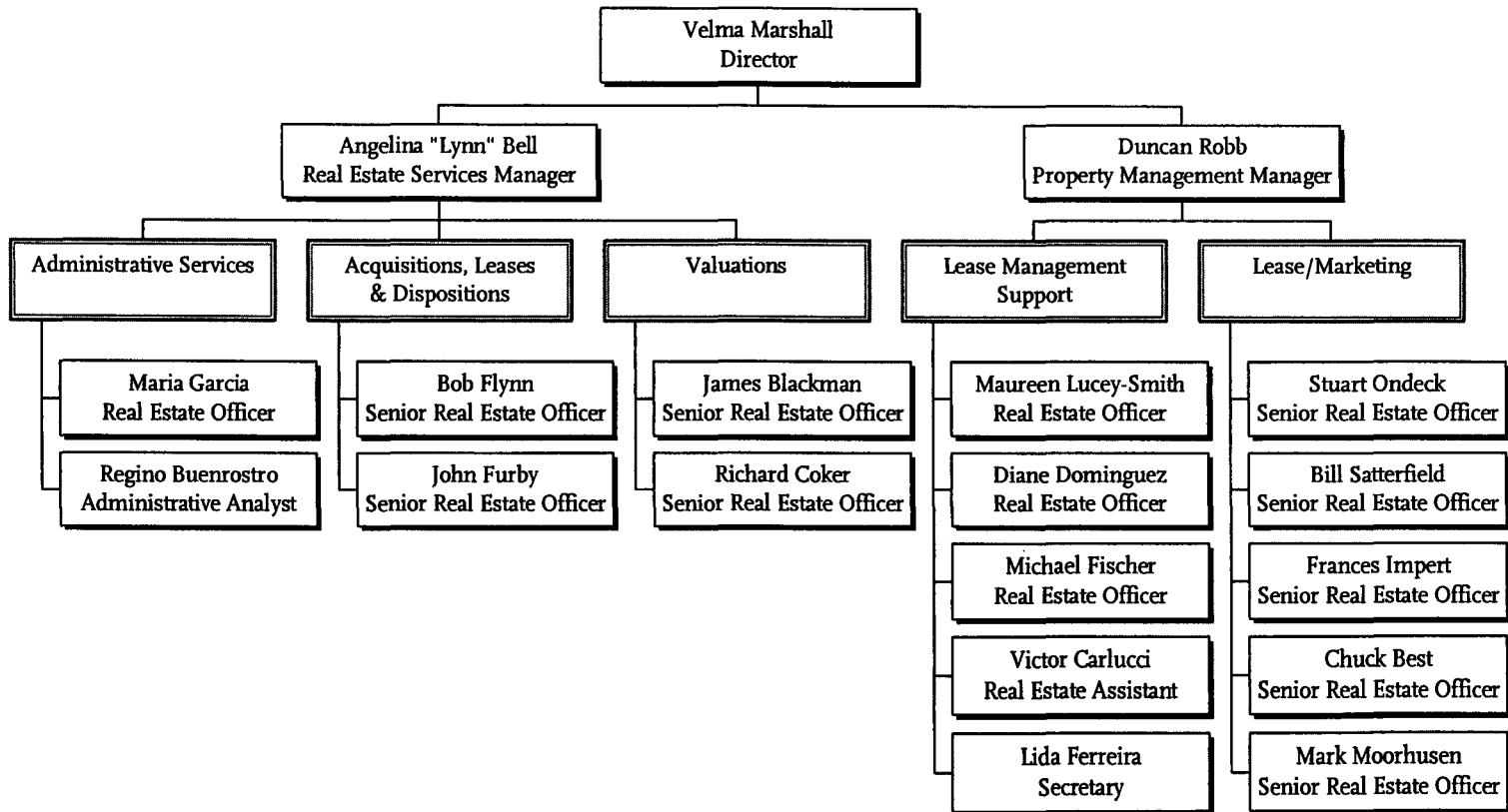


Business Services

Human Services

Real Estate

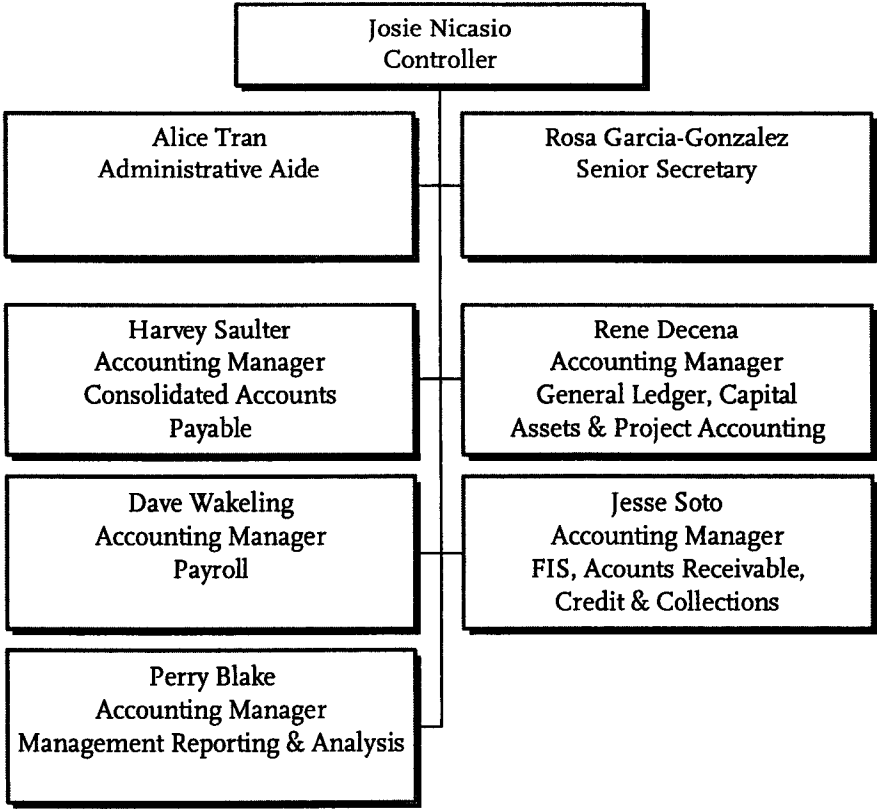
Cost Center 6510



Accounting Department

Department 5100

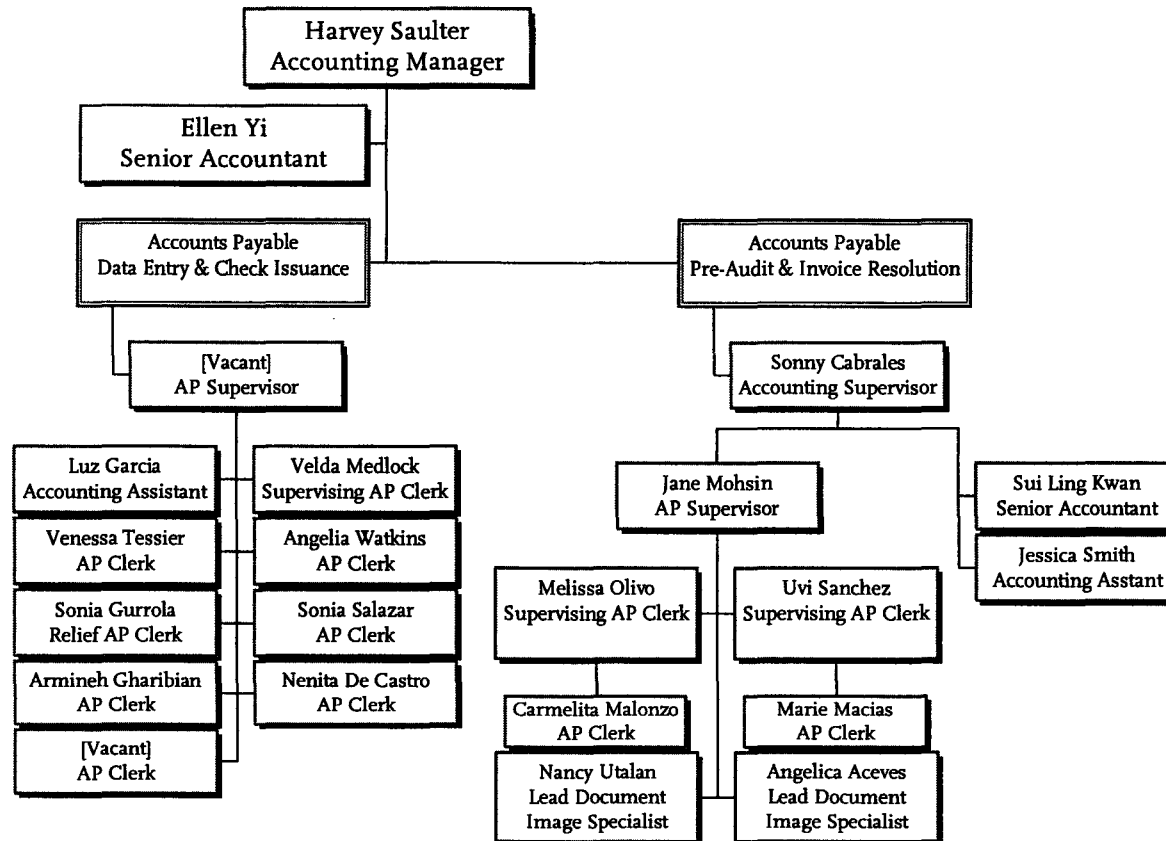
Cost Center 5110



Accounting Department

Consolidated Accounts Payable

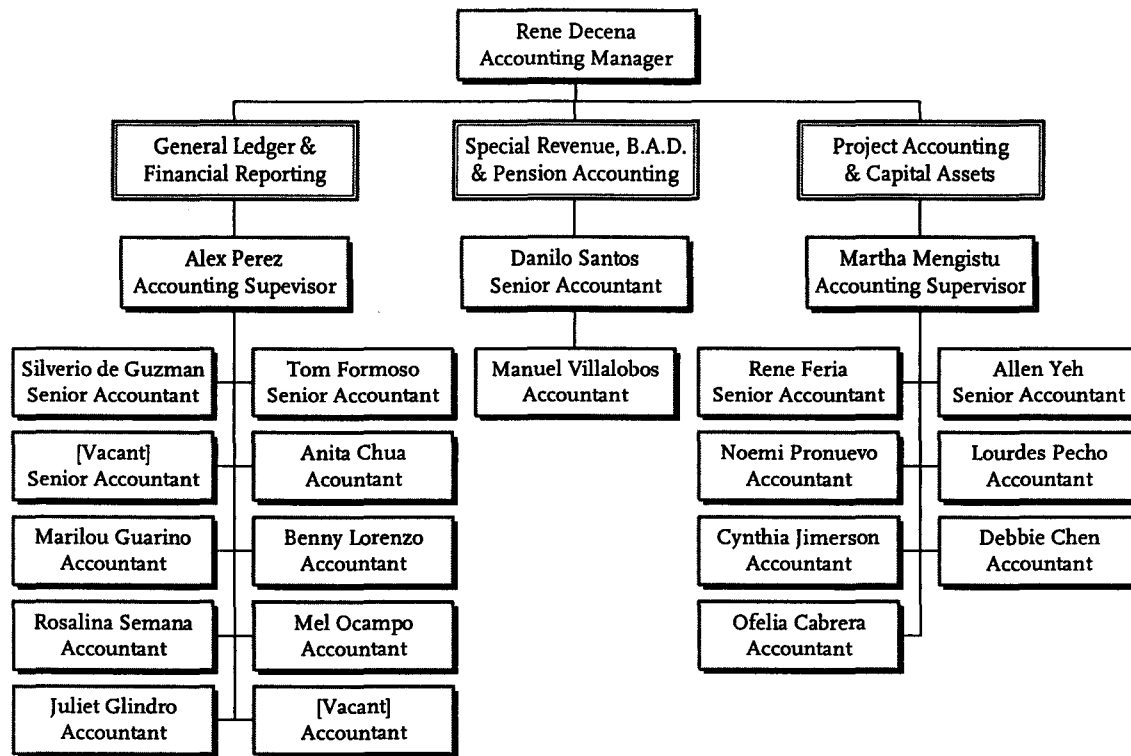
Cost Center 5110



Accounting Department

General Ledger, Capital Assets & Project Accounting

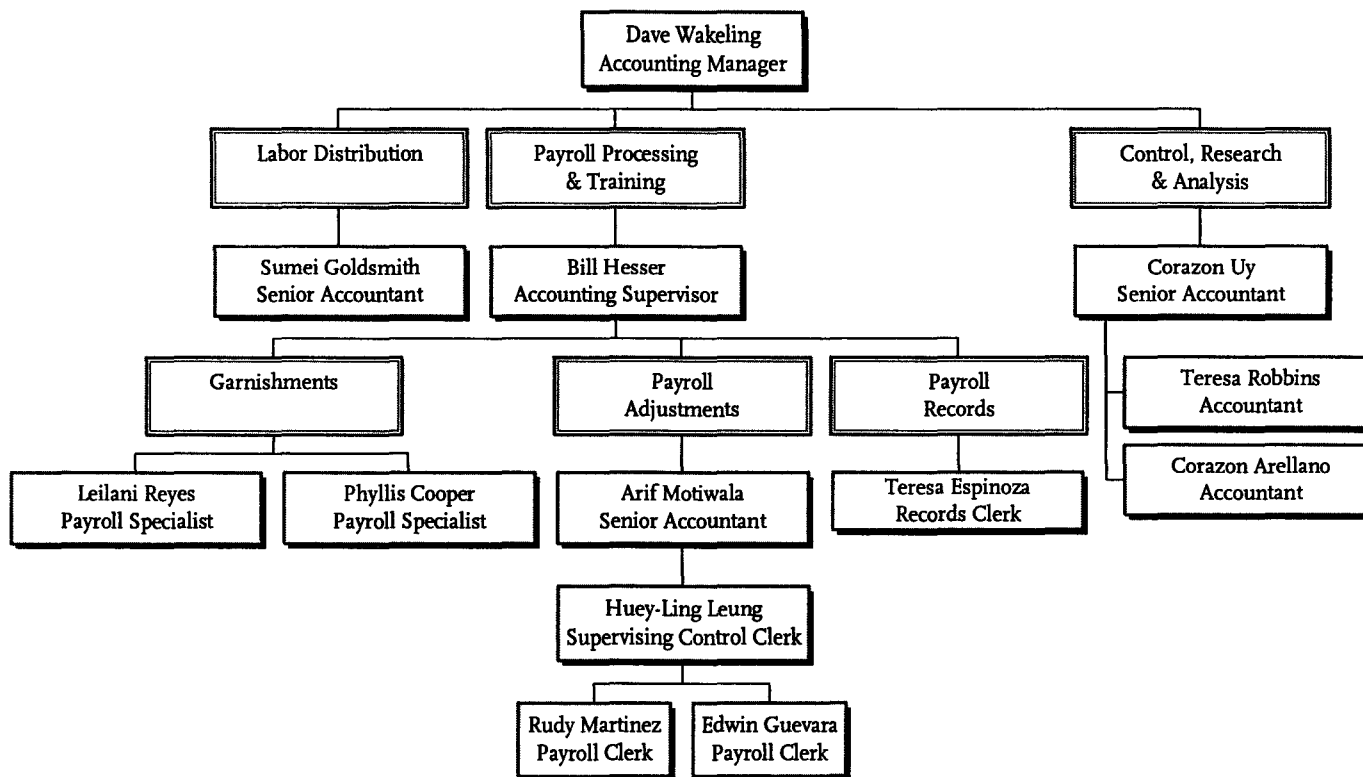
Cost Center 5110



Accounting Department

Payroll

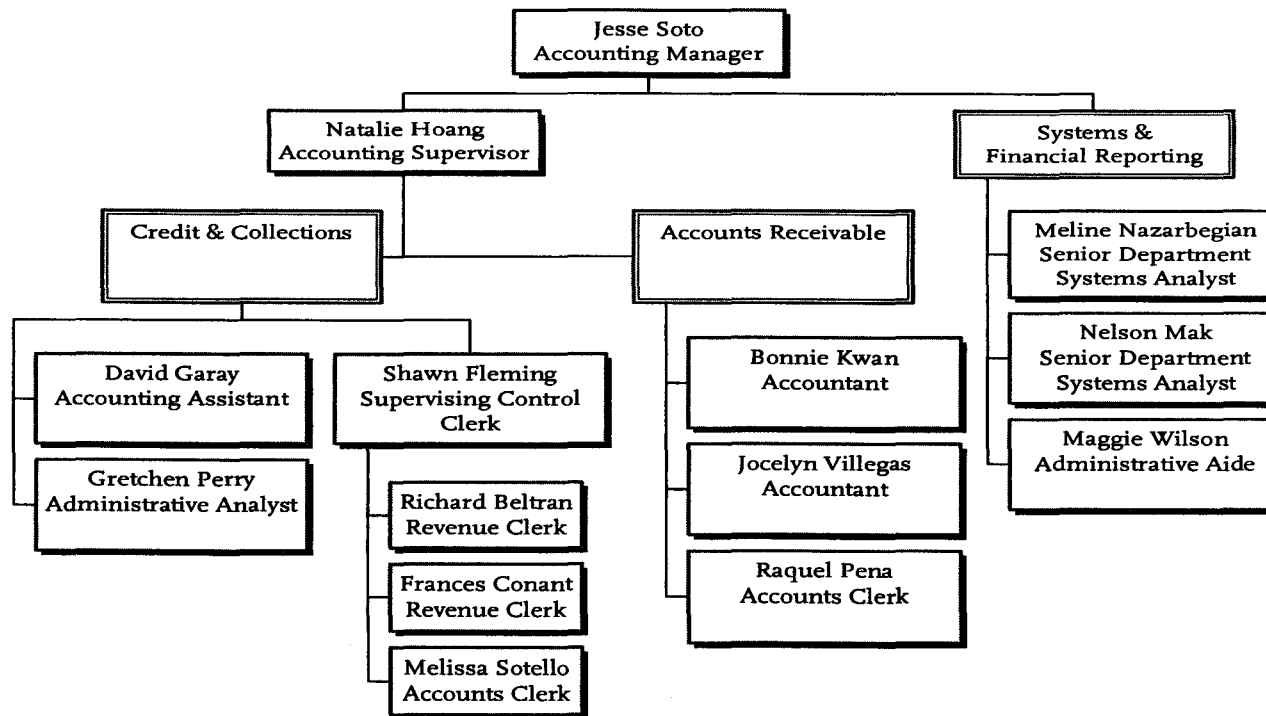
Cost Center 5110



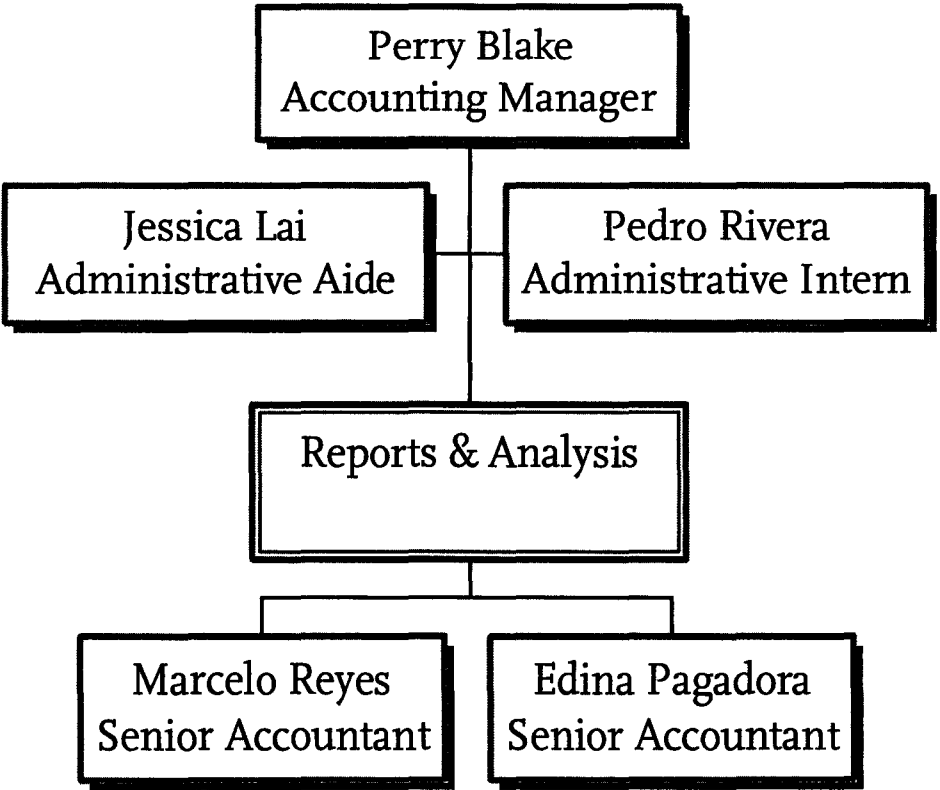
Accounting Department

Accounts Receivable and Credit & Collections

Cost Center 5110



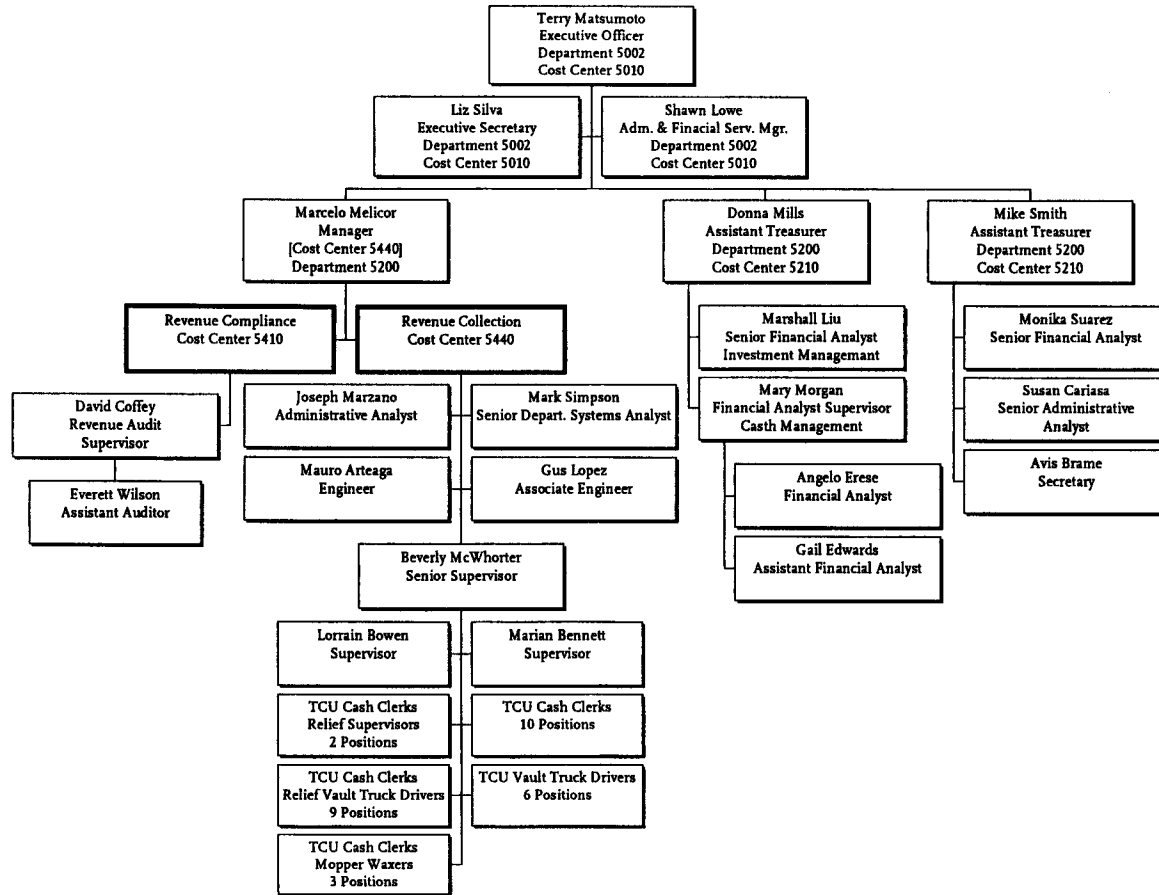
Accounting Department
Management Reporting & Analysis
Cost Center 5110



Treasury Department

Department 5200

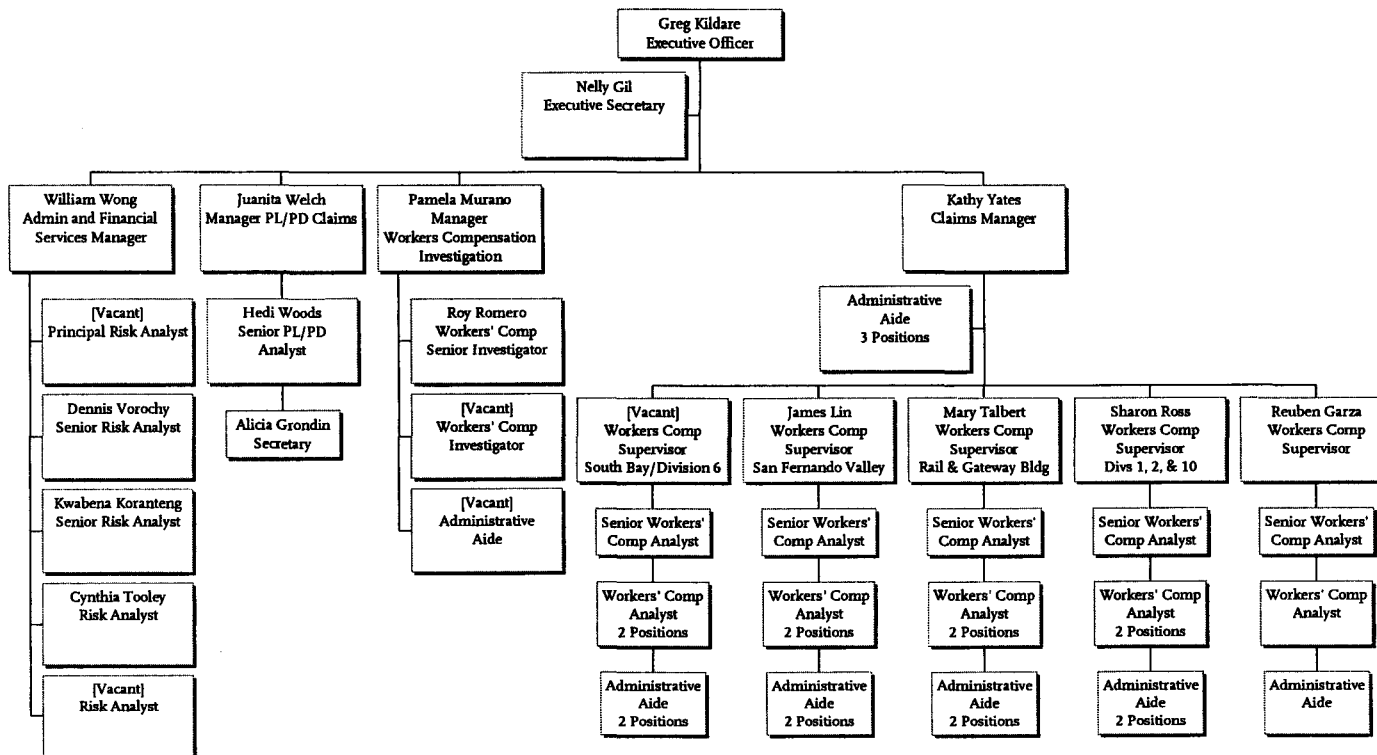
Cost Centers 5010, 5210, 5410 & 5440



Risk Management

Department 5300

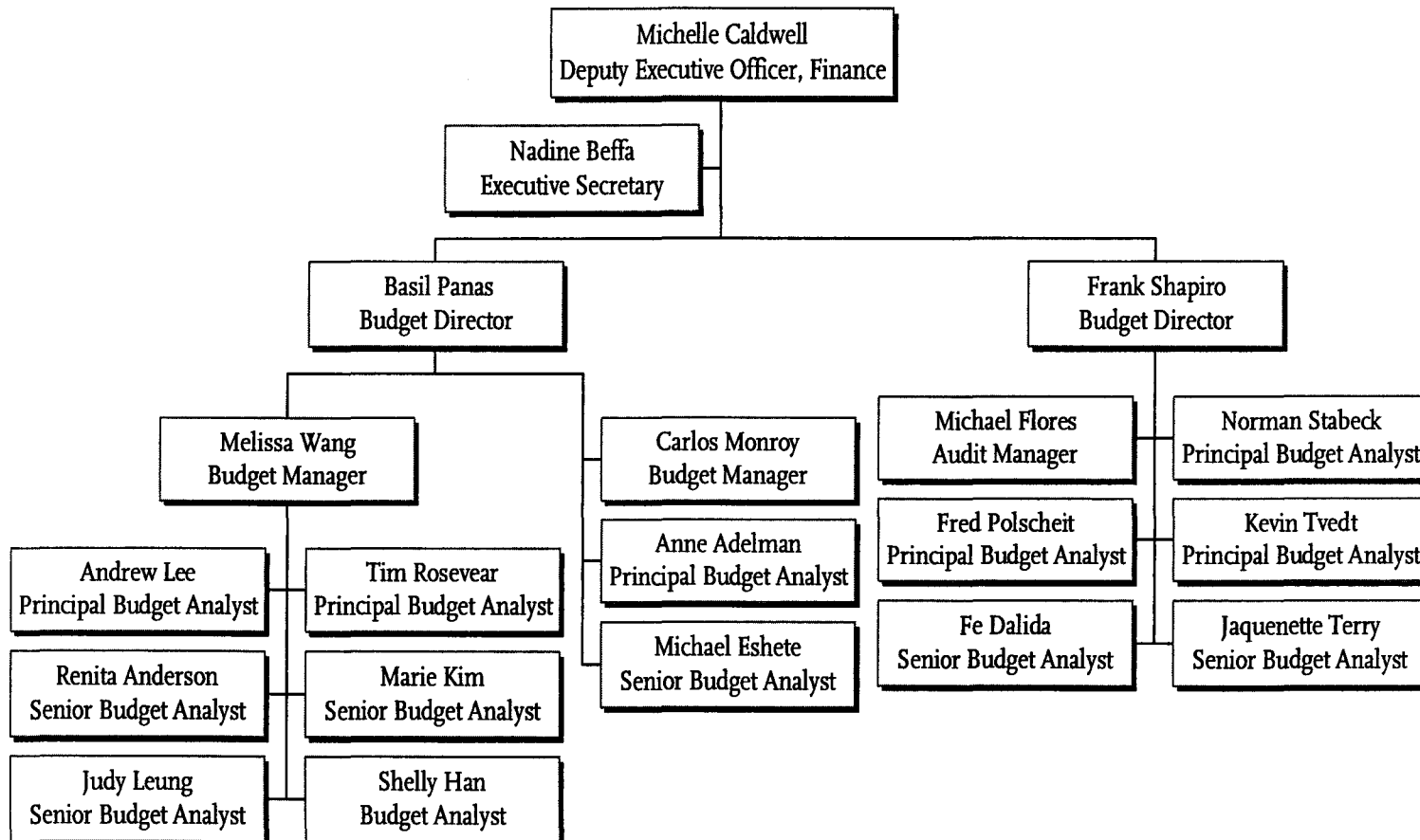
Cost Center 5310



Office of Management and Budget

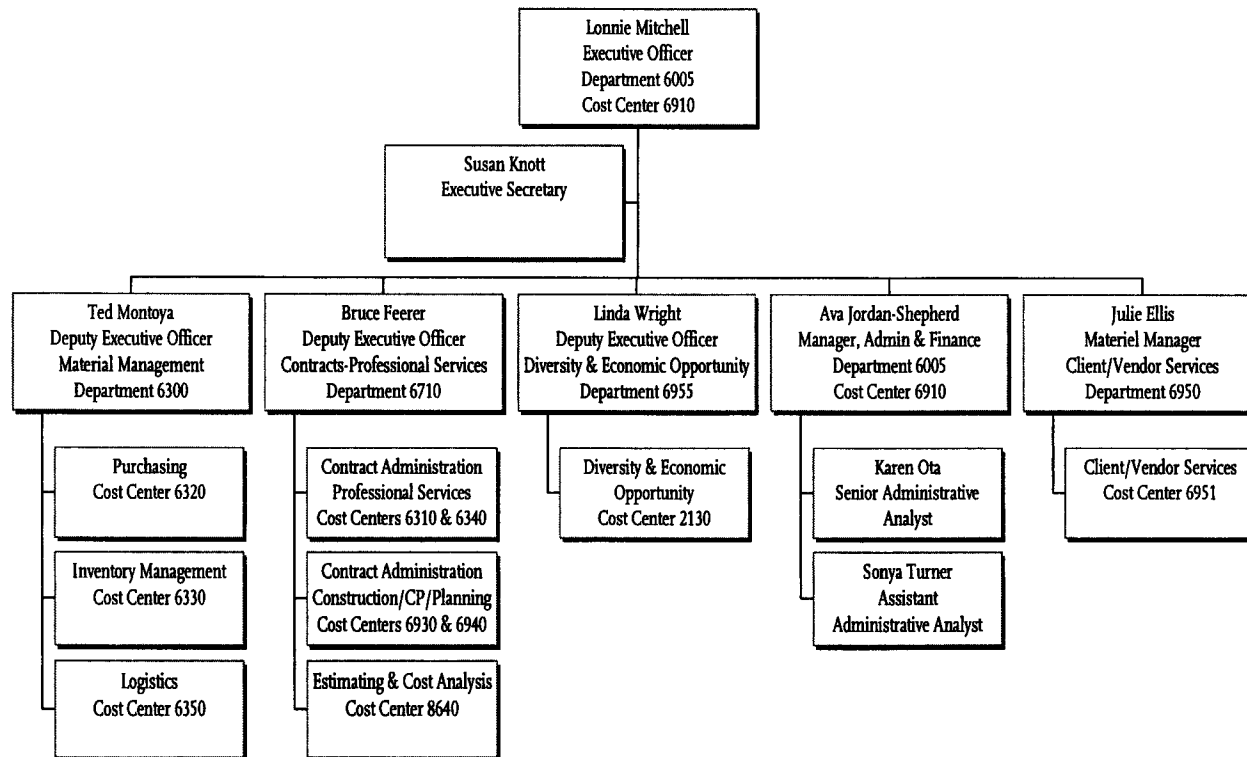
Department 5600

Cost Center 5610



Office of Procurement & Material Management

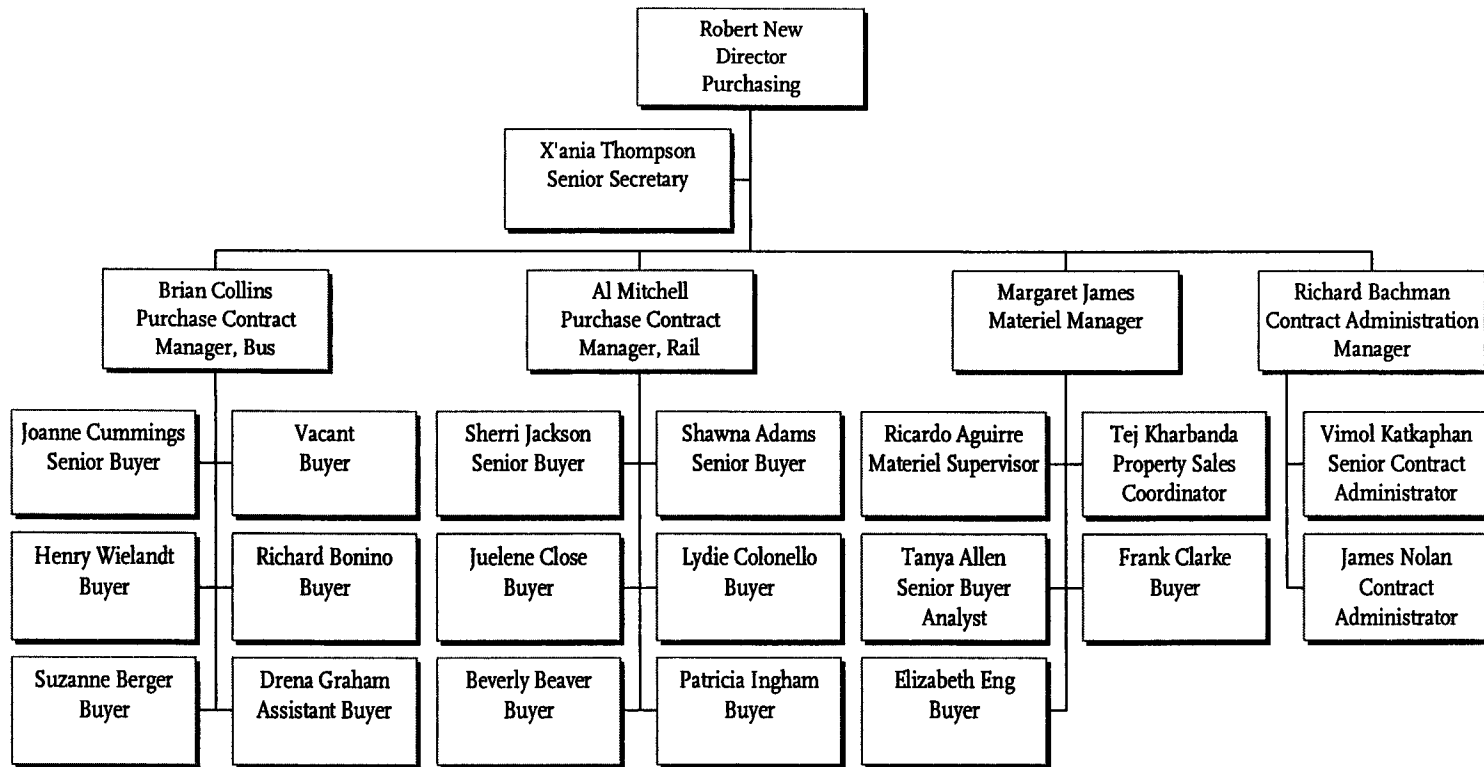
Executive Office 6900



Procurement & Material Management

Purchasing

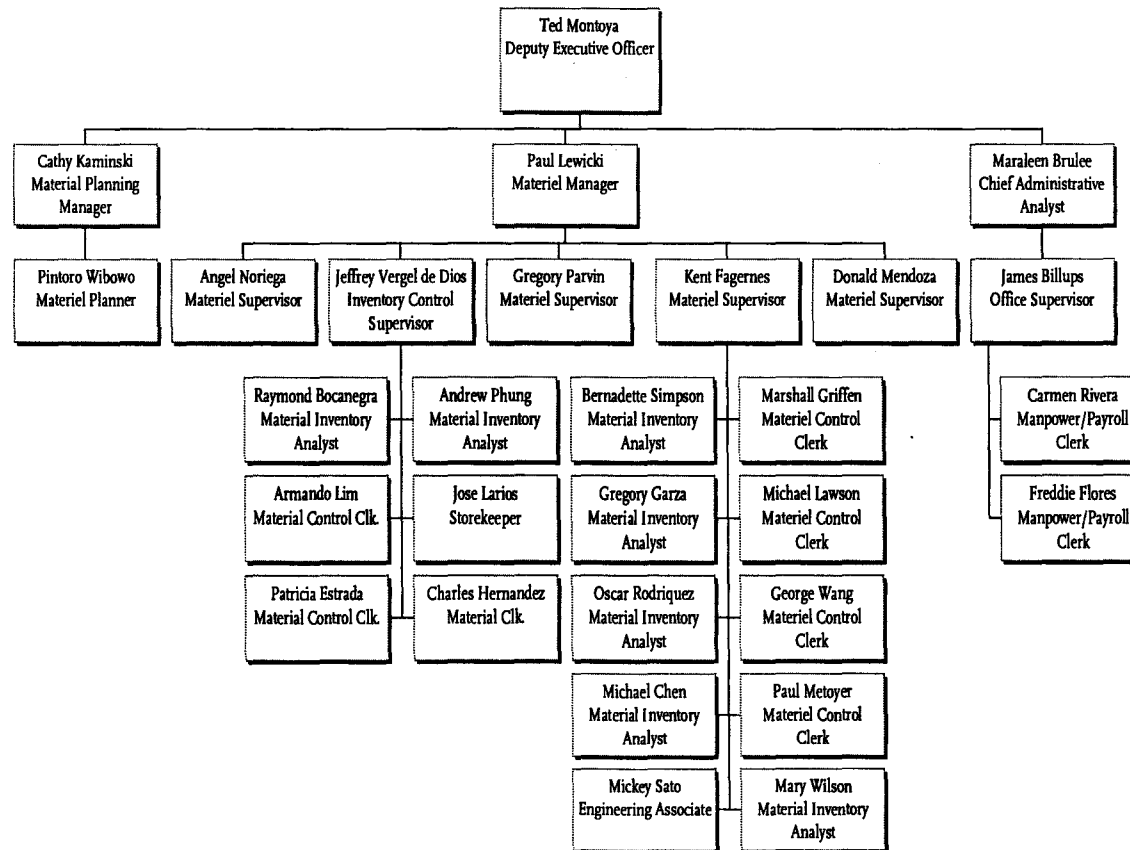
Cost Center 6320



Procurement & Material Management

Inventory Management

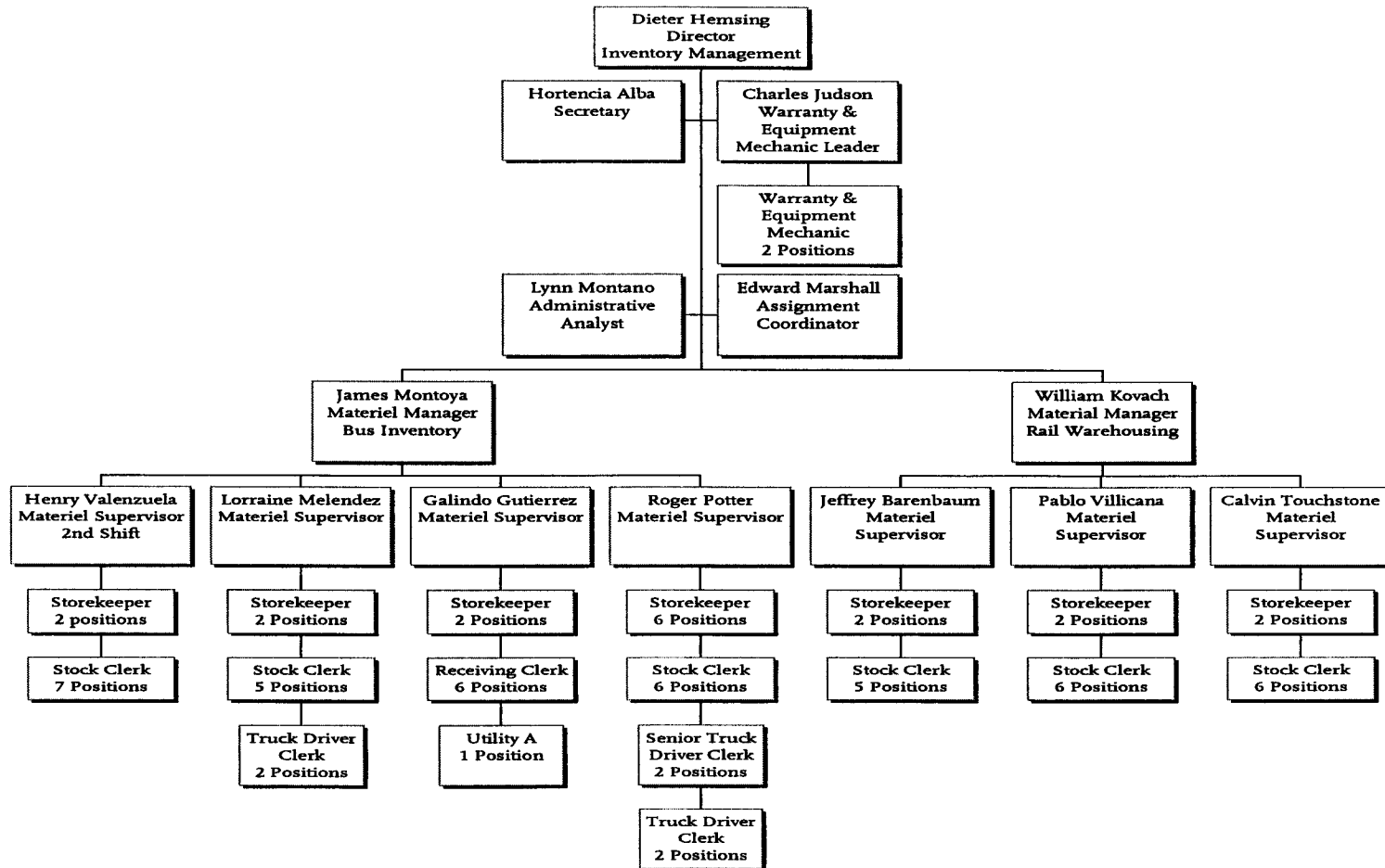
Cost Center 6330



Procurement & Material Management

Logistics Management

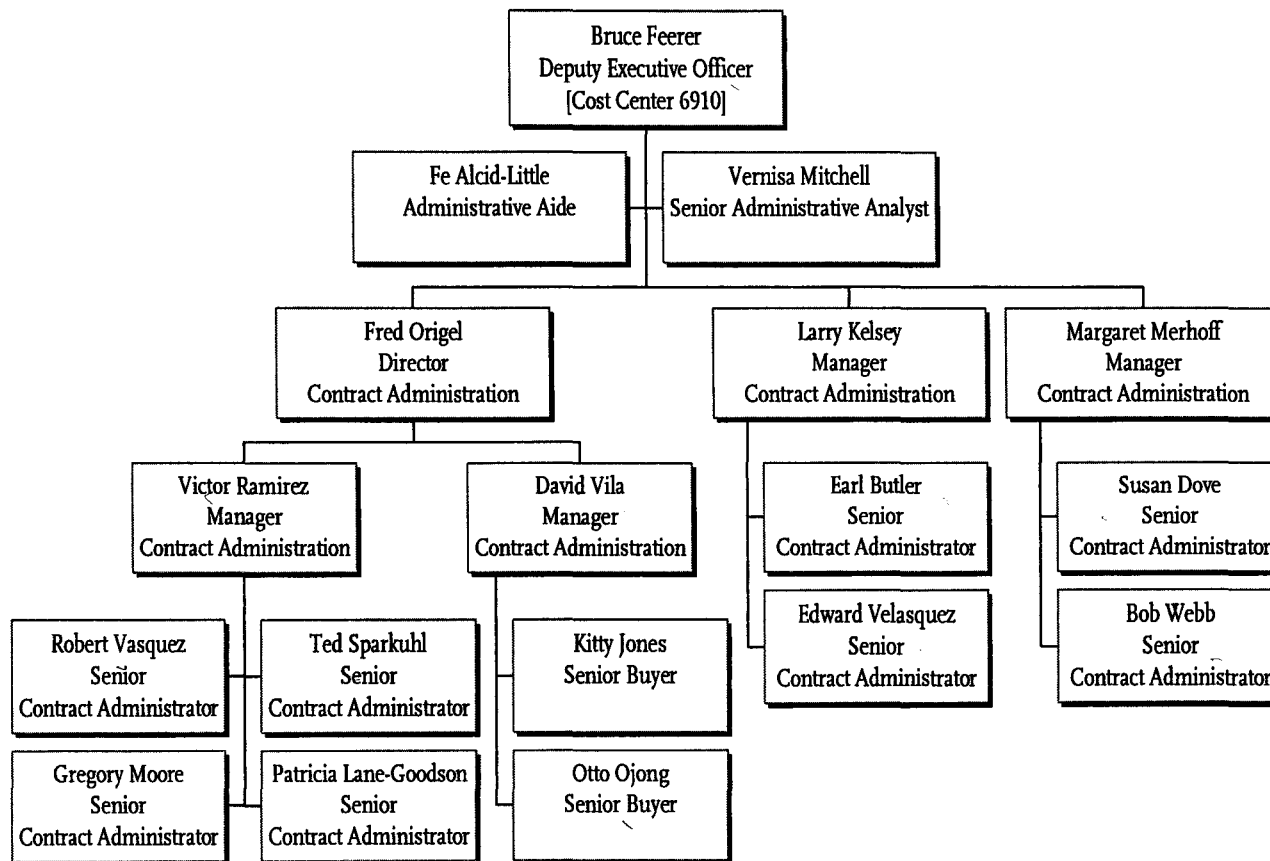
Cost Center 6350



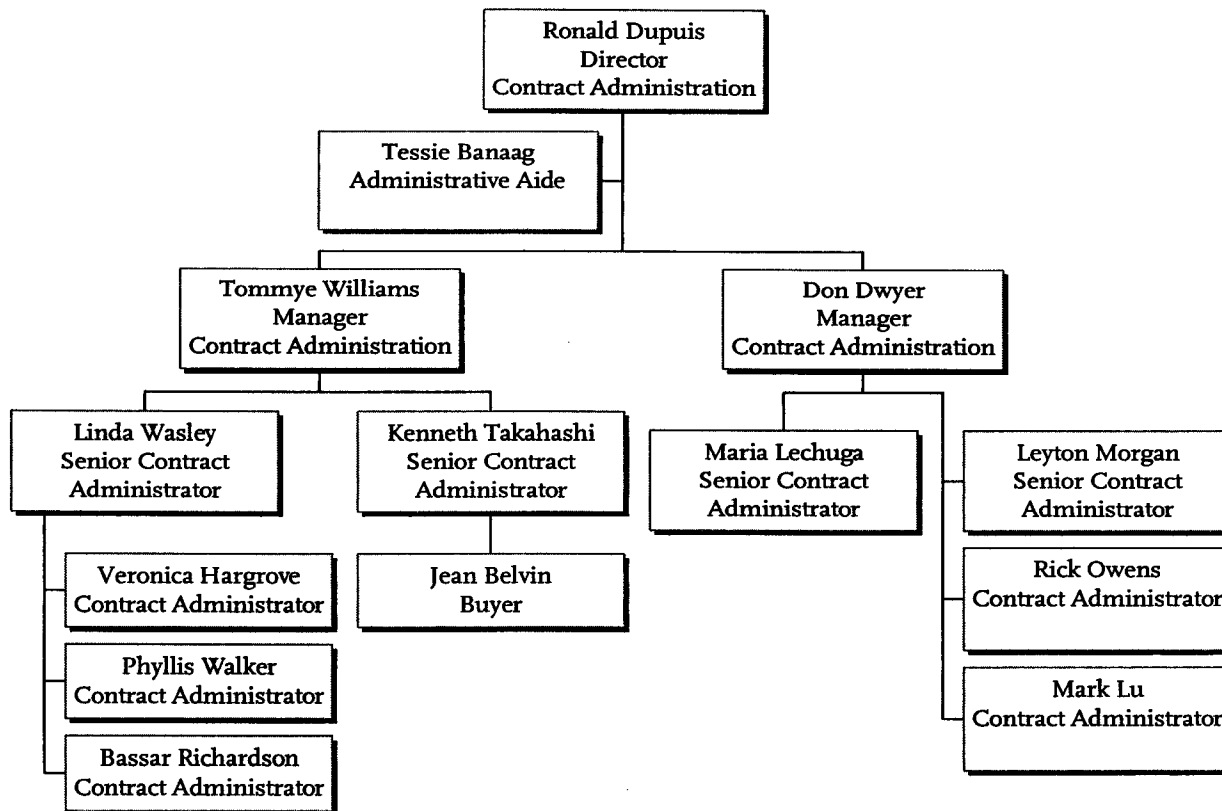
Procurement & Material Management

Contract Administration

Operations/Rolling Stock/FSP/Service Sectors
Cost Center 6310



Procurement & Material Management
Contract Administration
Professional Services
Cost Center 6340

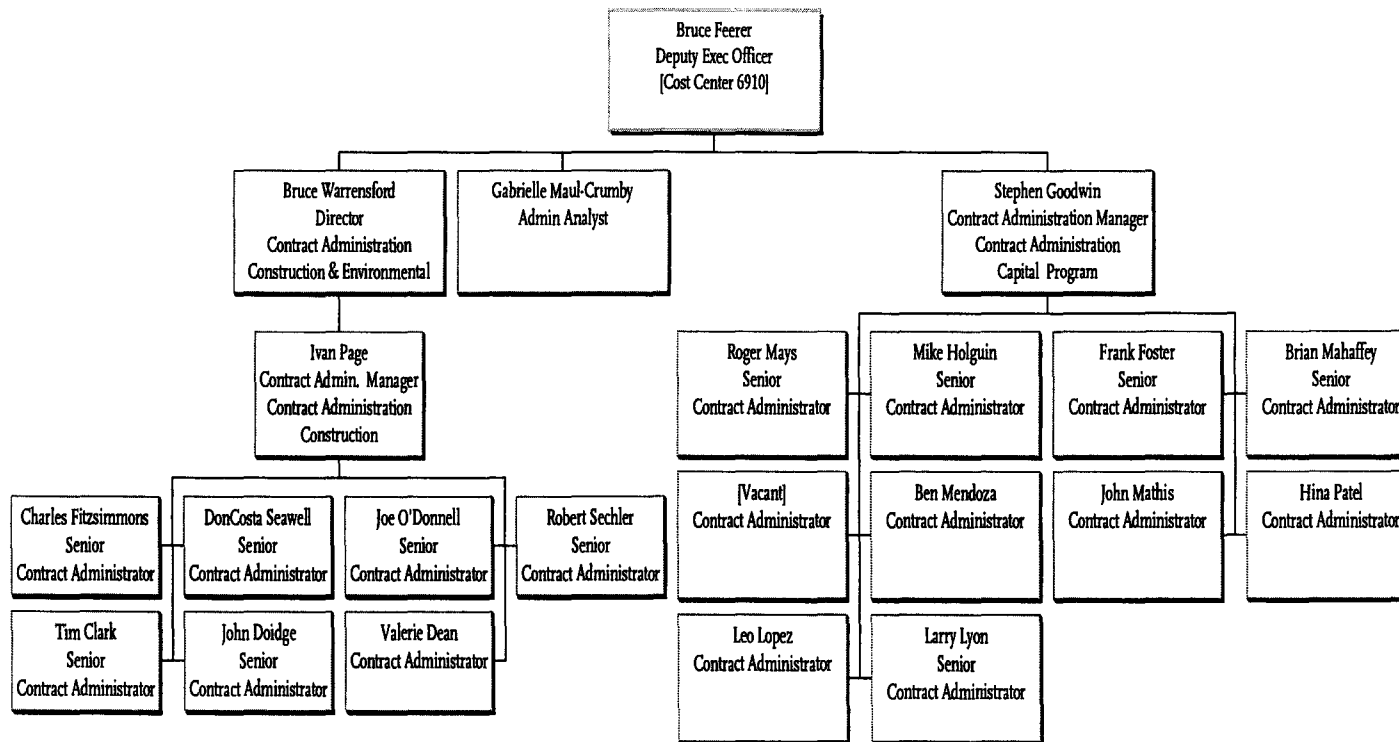


Procurement & Material Management

Contract Administration

Construction, Capital Program, Environmental

Cost Center 6930

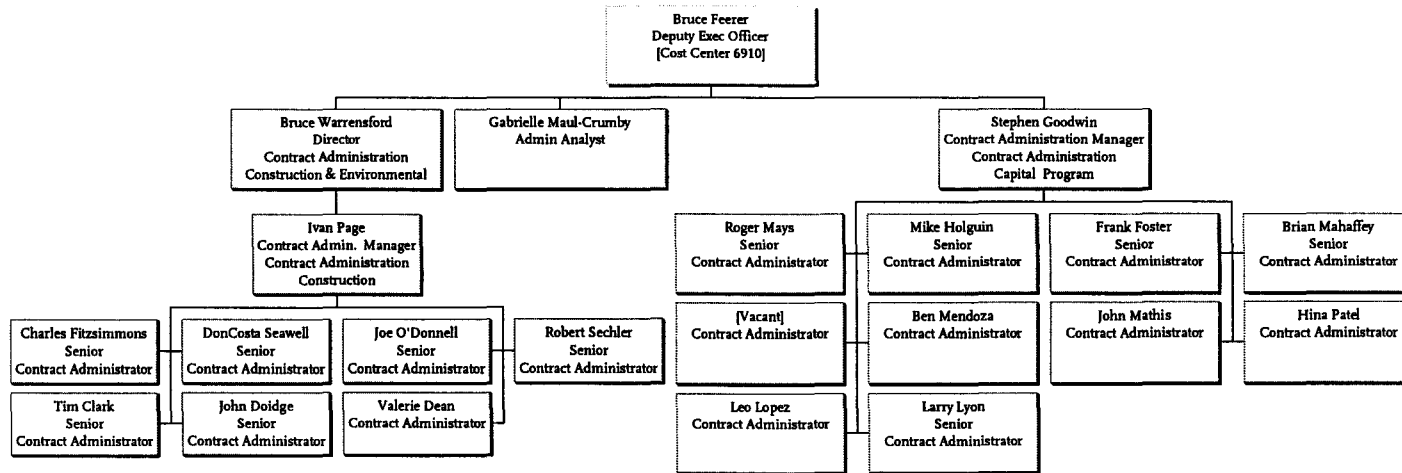


Procurement & Material Management

Contract Administration

Construction, Capital Program, Environmental

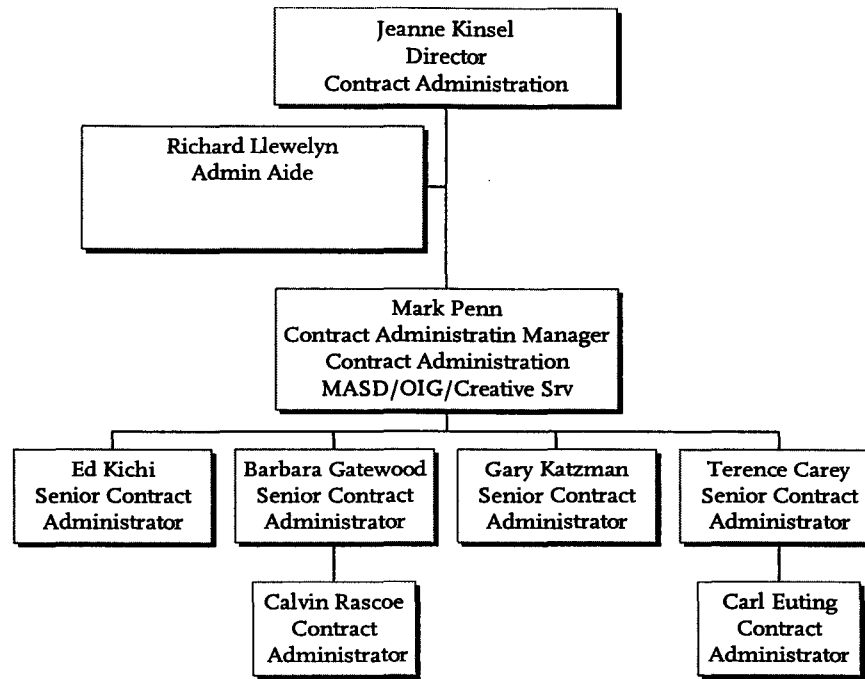
Cost Center 6930



Procurement & Material Management

Contract Administration

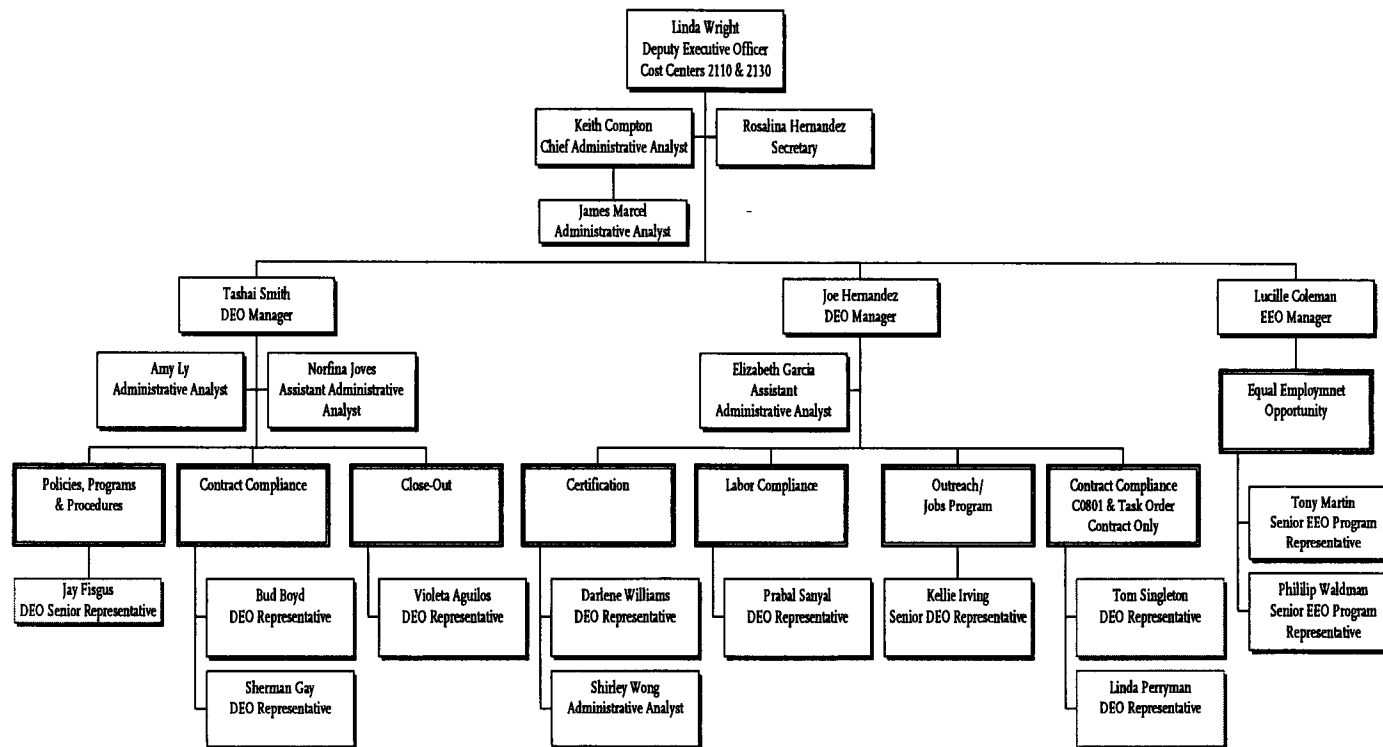
Planning, MASD, OIG & Creative Services
Cost Center 6940



Procurement & Material Management

Diversity & Economic Opportunity

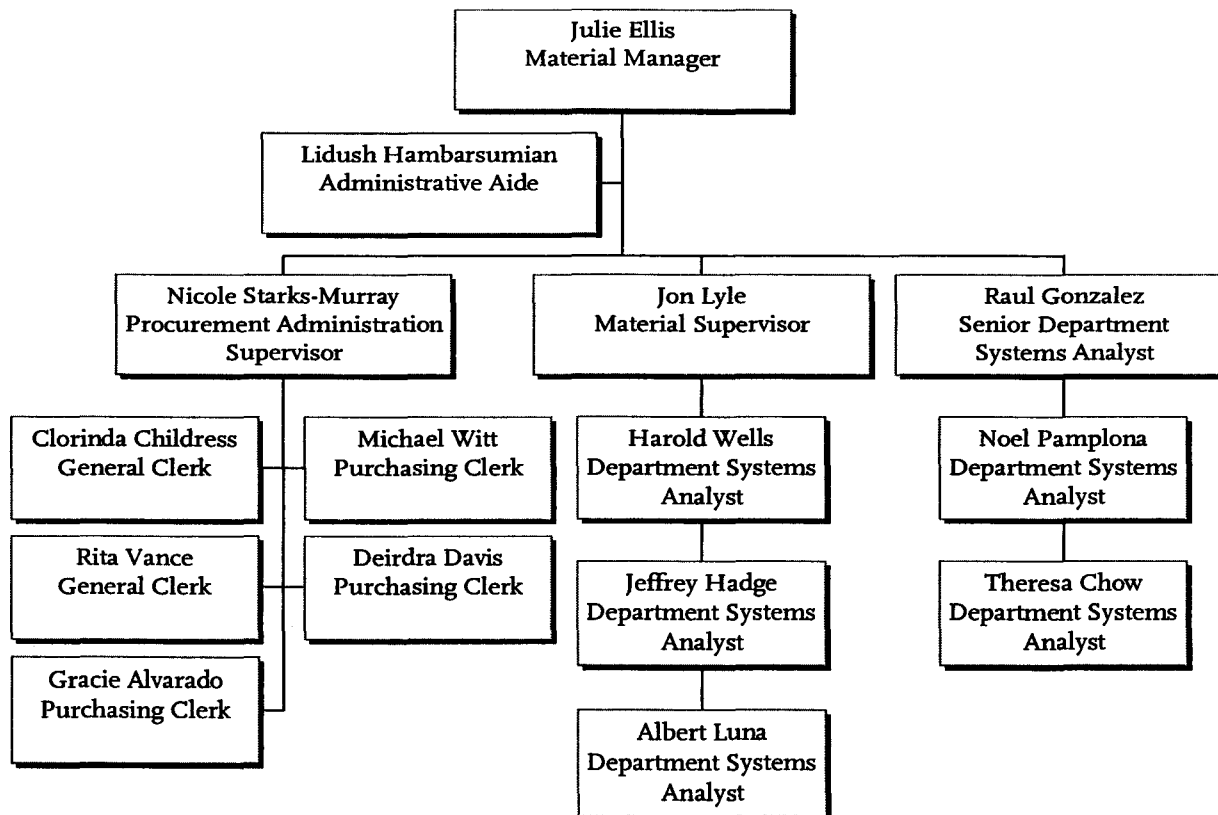
Cost Centers 2130



Procurement & Material Management

Client/Vendor Services

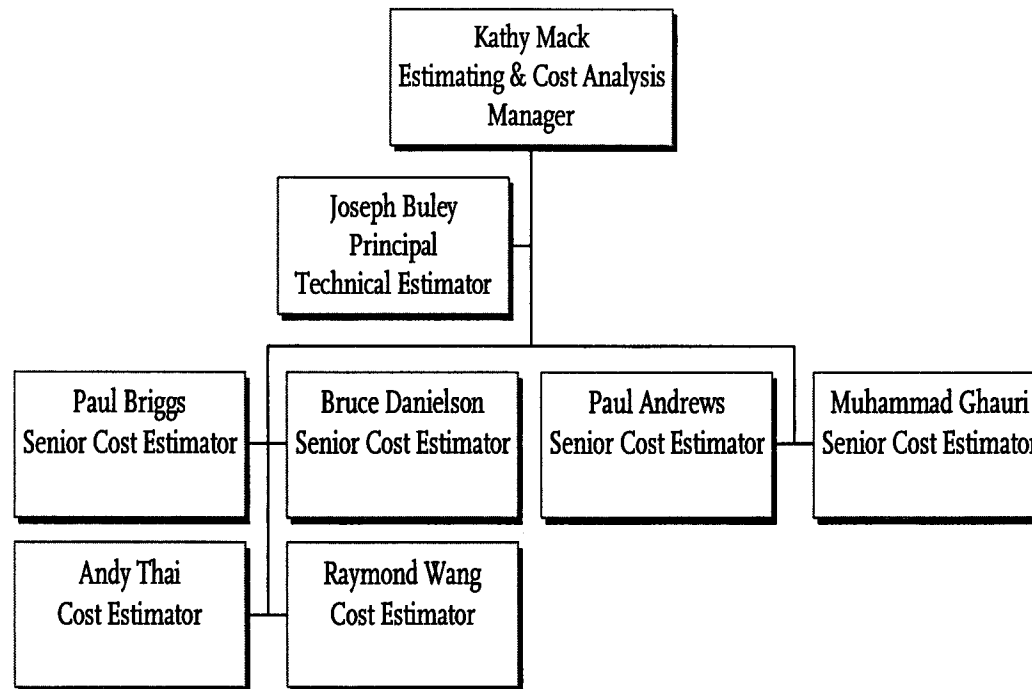
Cost Center 6951



Procurement & Material Management

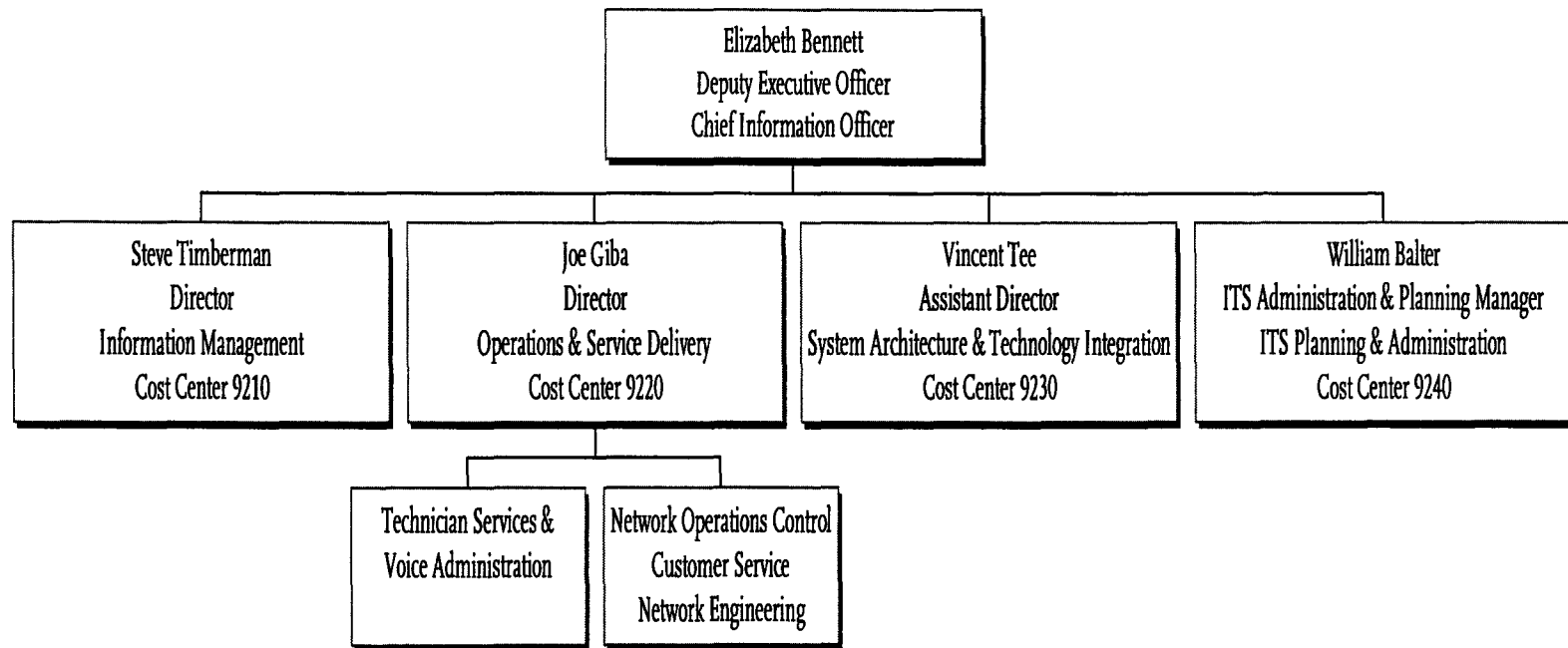
Estimating & Cost Analysis

Cost Center 8640



Information Technology Services

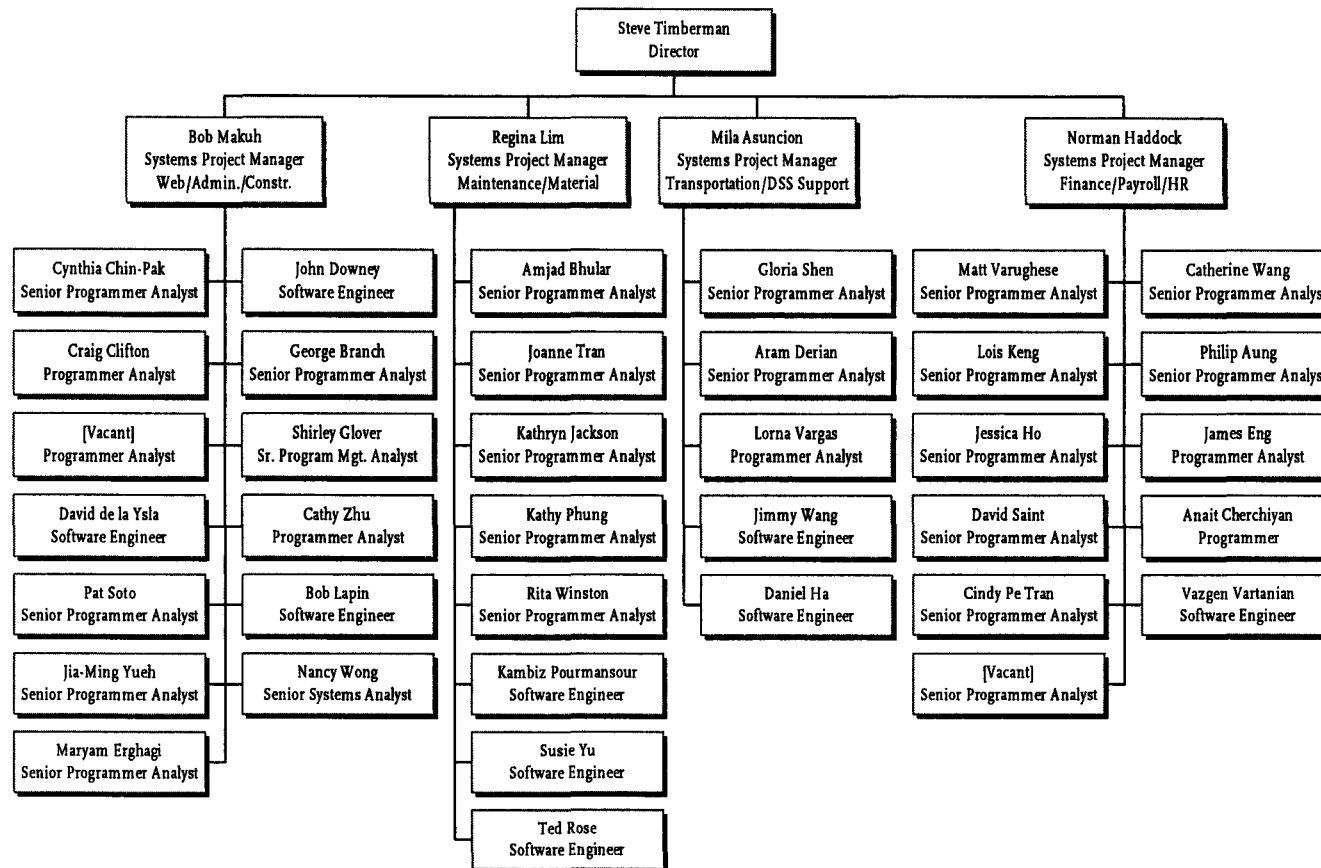
Department 9200



Information and Technology Services

Information Management

Cost Center 9210

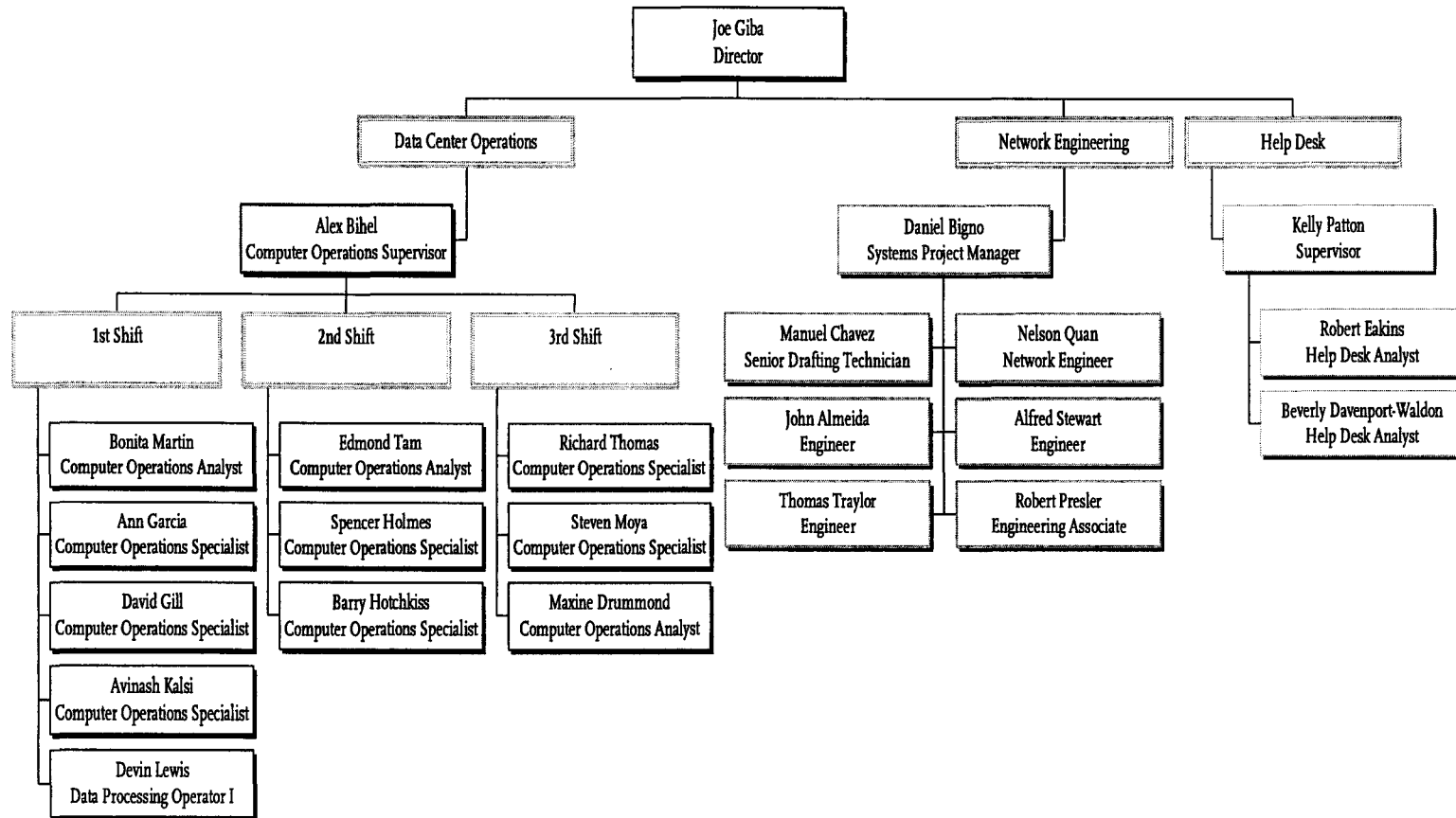


Information & Technology Services

Operations & Service Delivery

Customer Service & Network Operations

Cost Center 9220

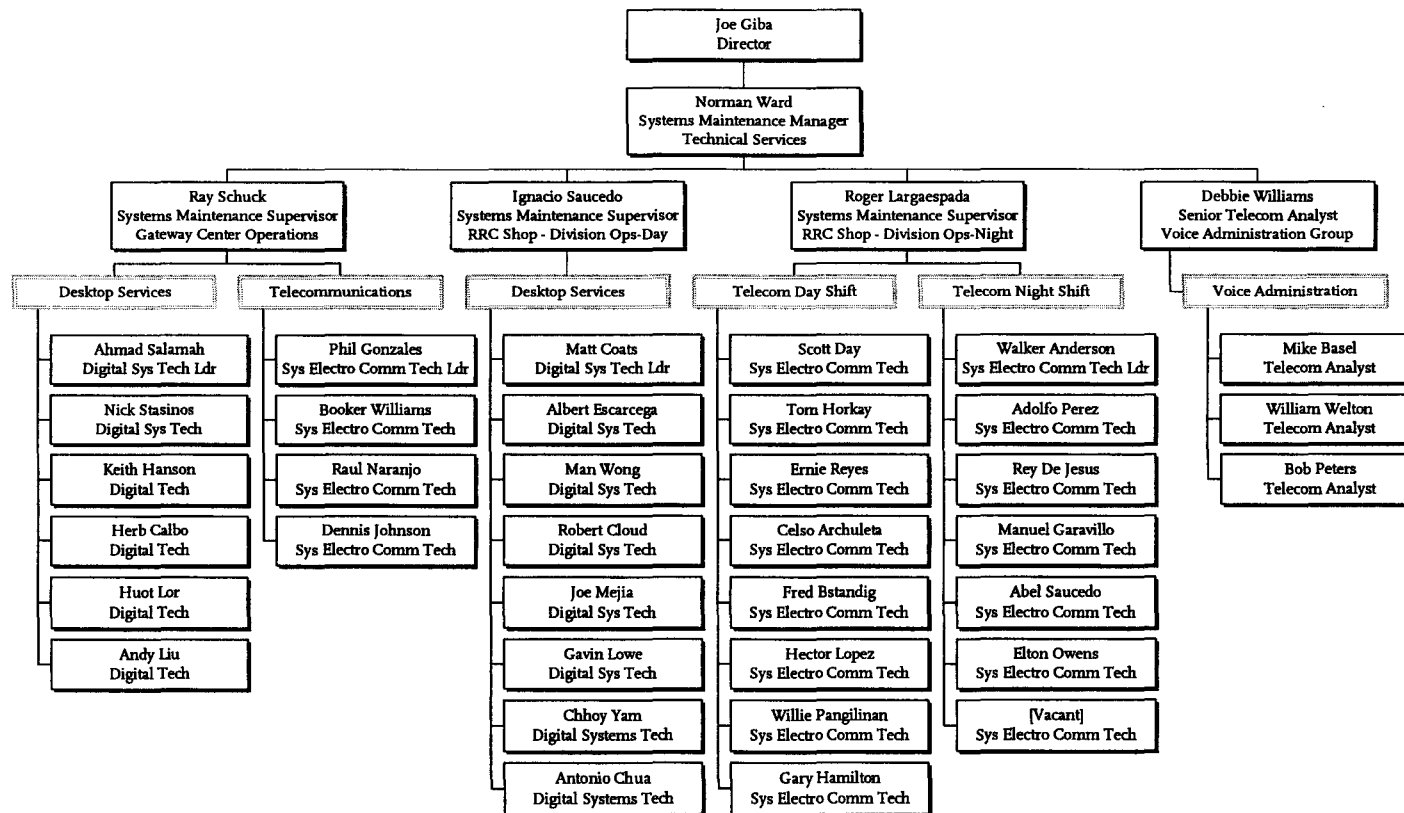


Information & Technology Services

Operations & Service Delivery

Technician Services & Voice Administration

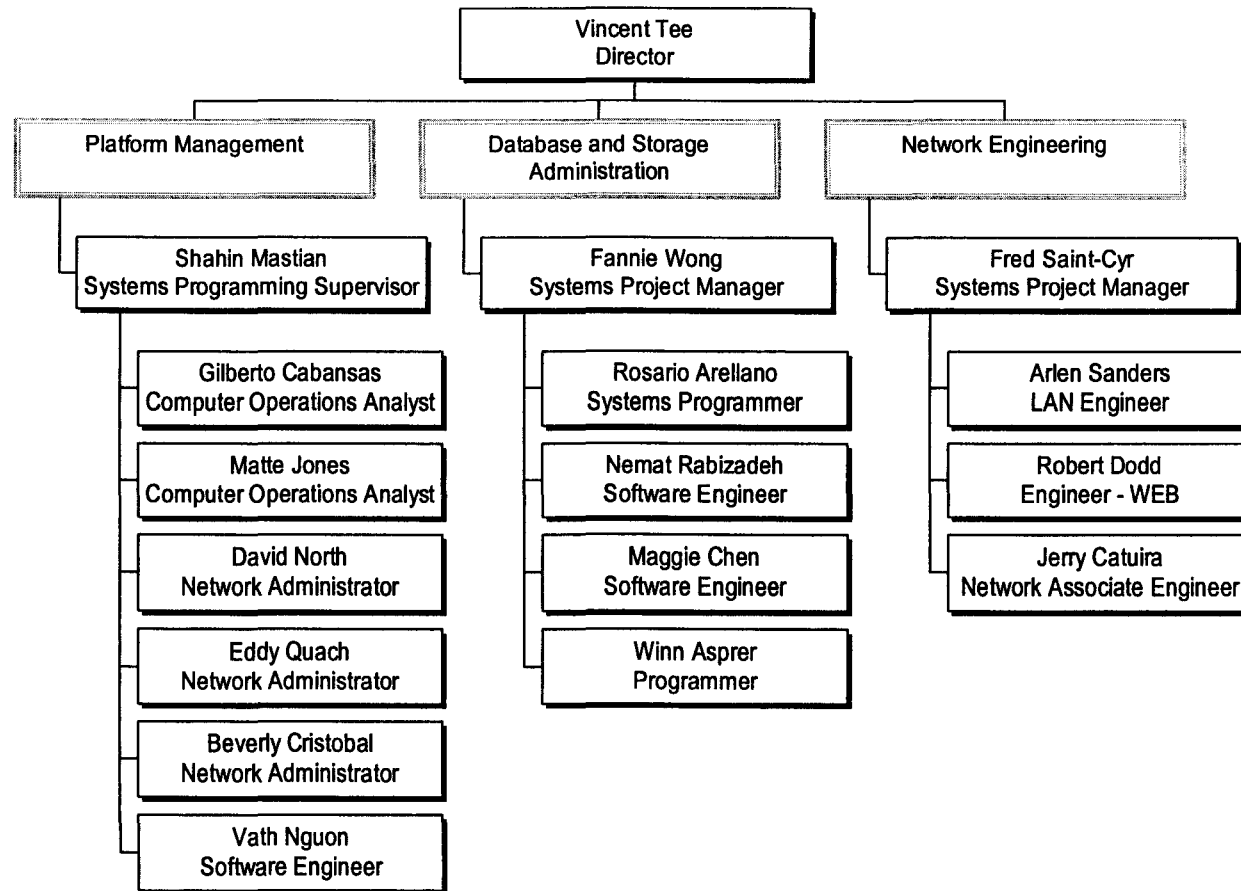
Cost Center 9220



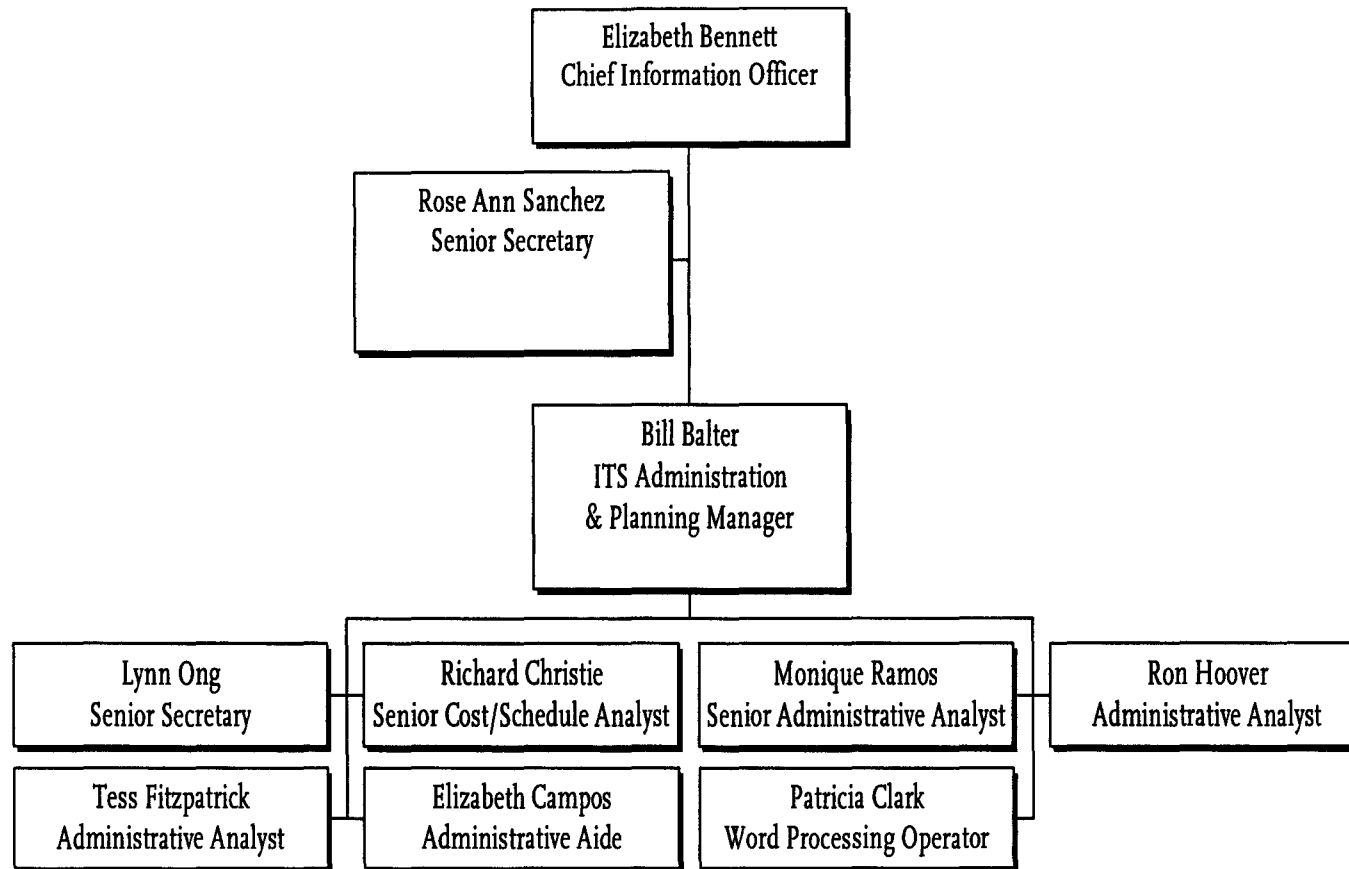
Information & Technology Services

System Architecture & Technology Integration

Cost Center 9230

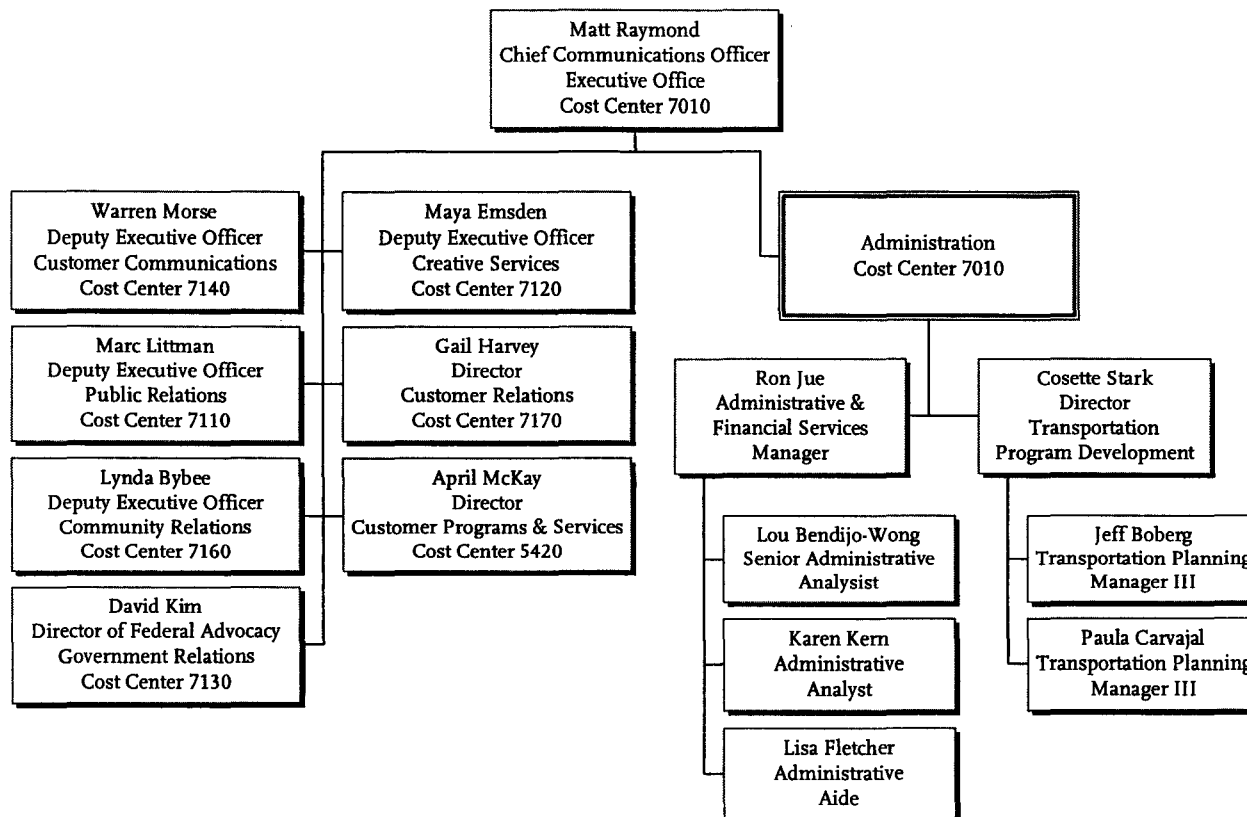


Information & Technology Services Administration Cost Center 9240



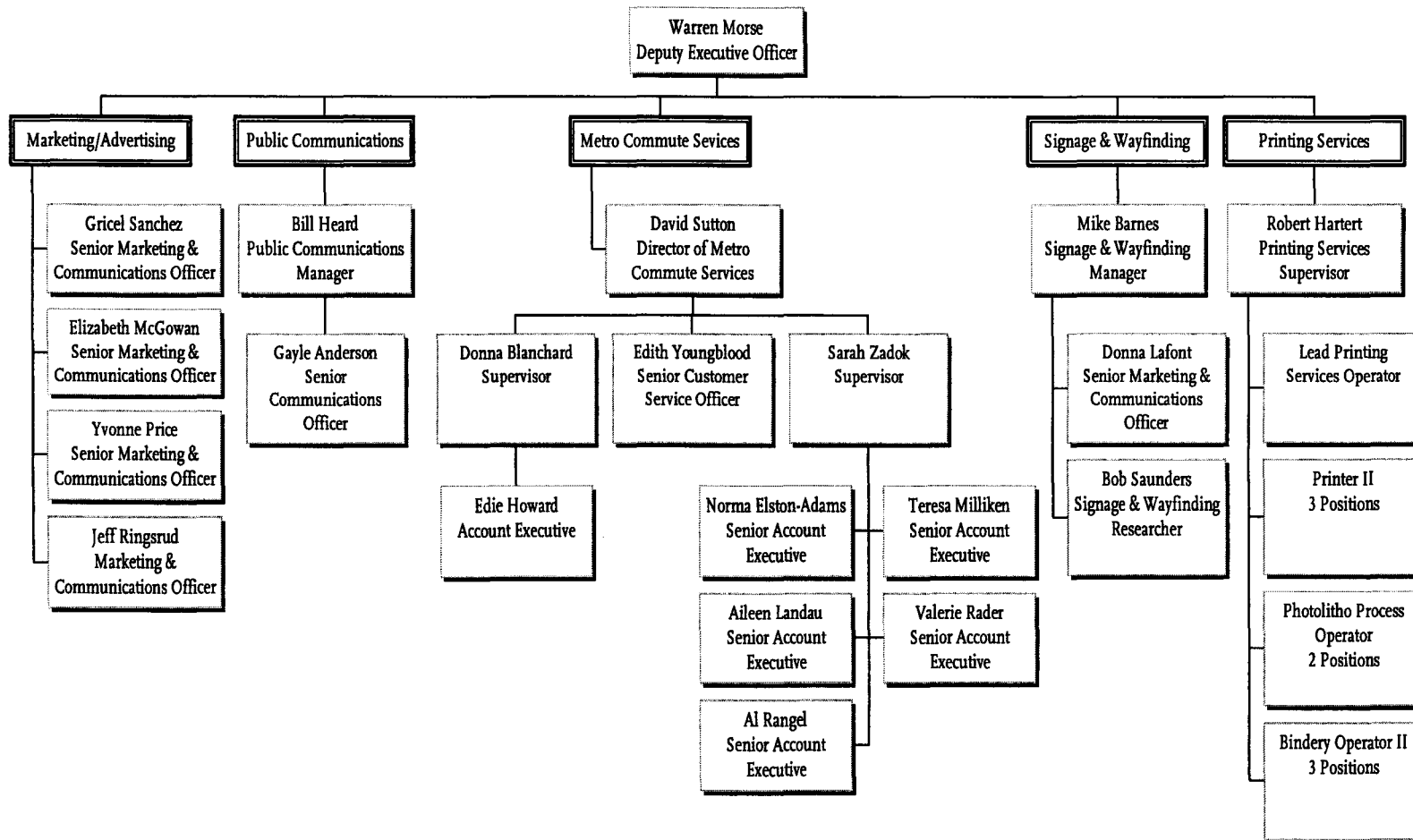
Communications

Executive Office 7000



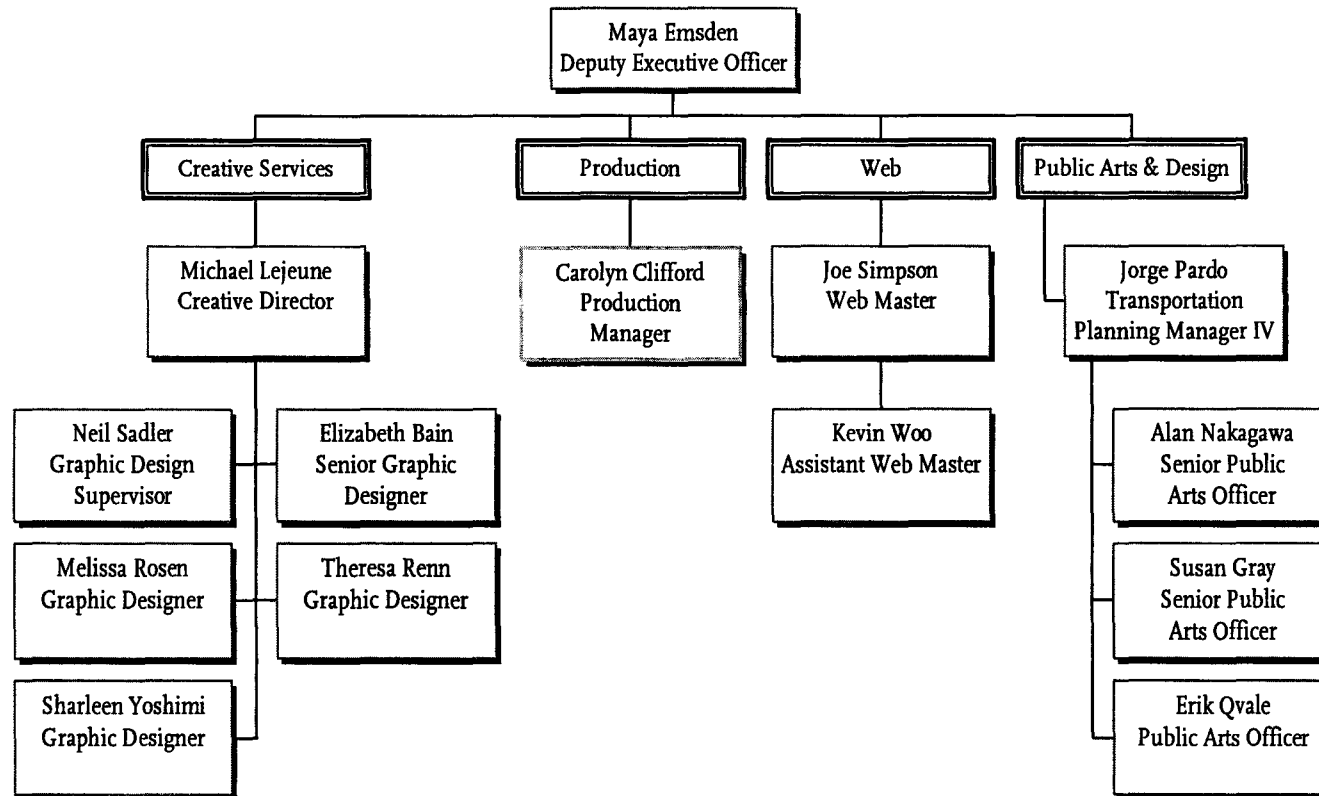
Customer Communications

Cost Center 7140



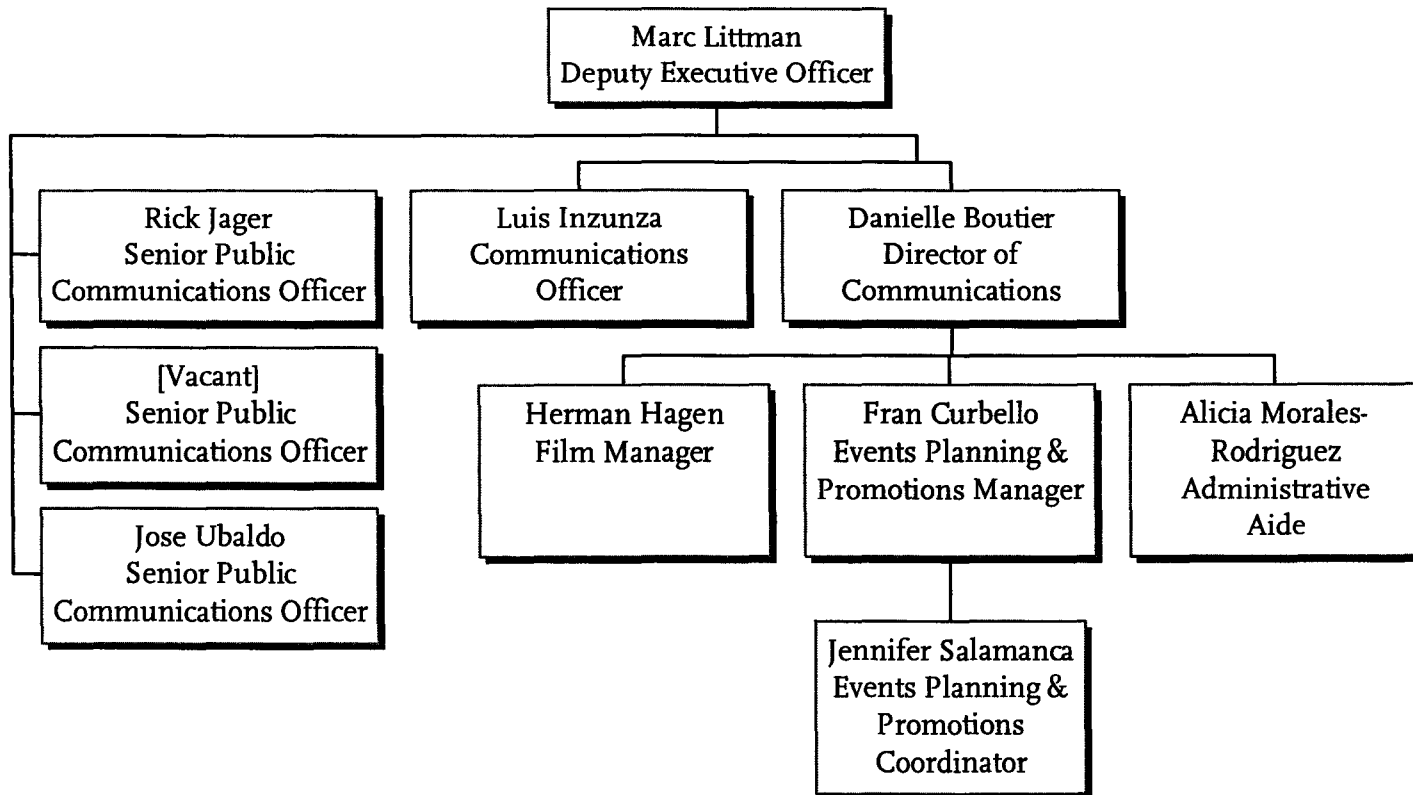
Creative Services

Cost Center 7120



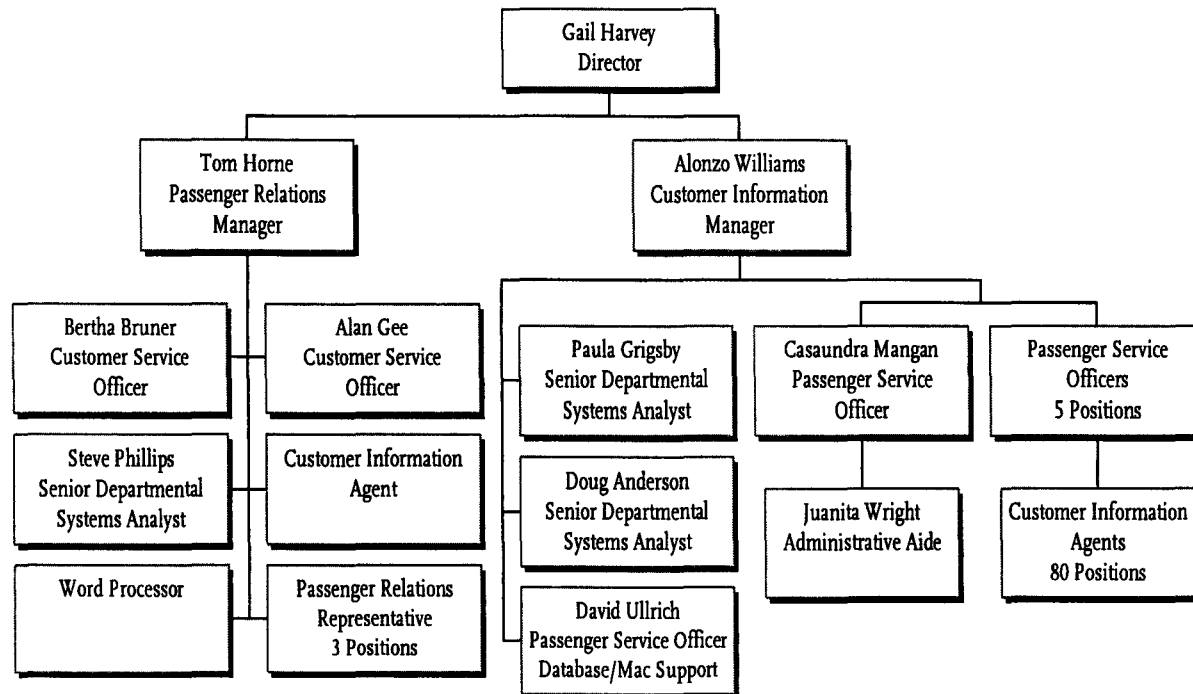
Public Relations

Cost Center 7110



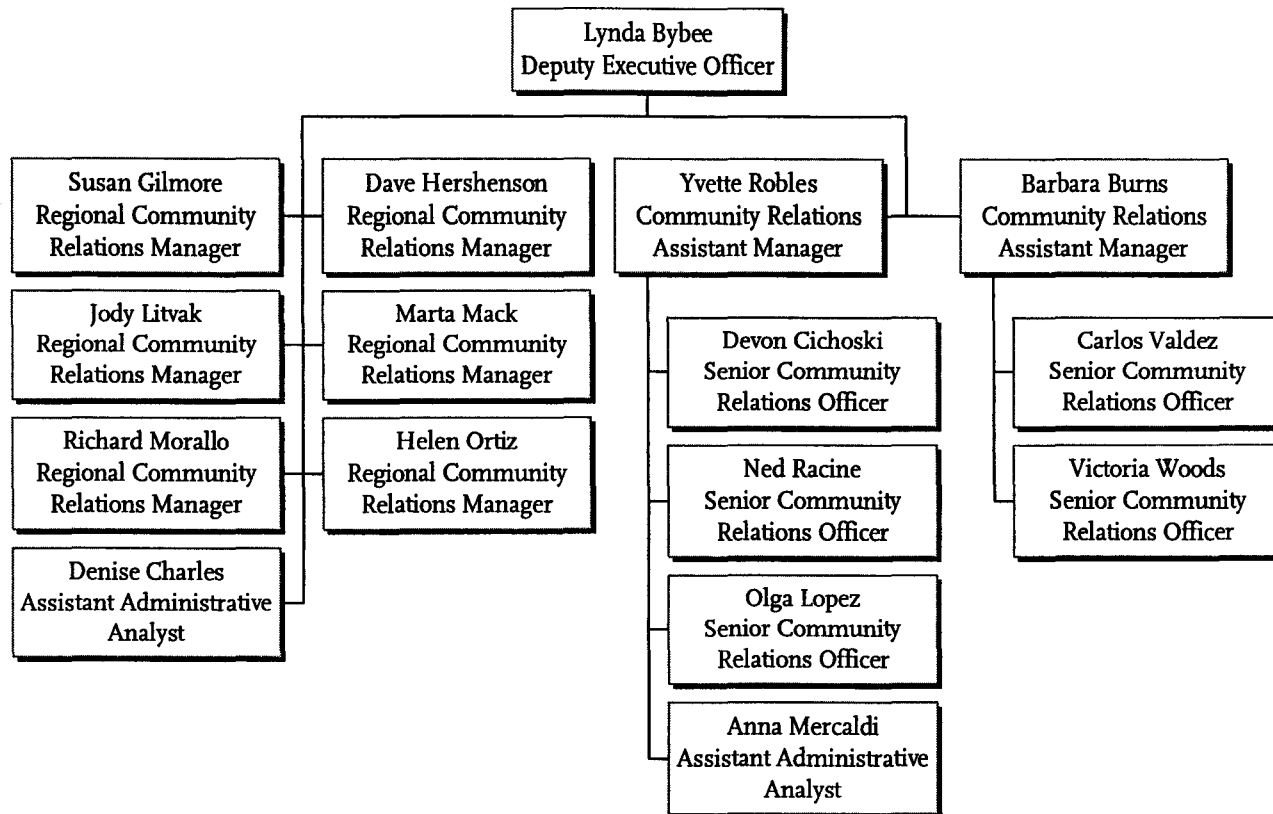
Customer Relations

Cost Center 7170



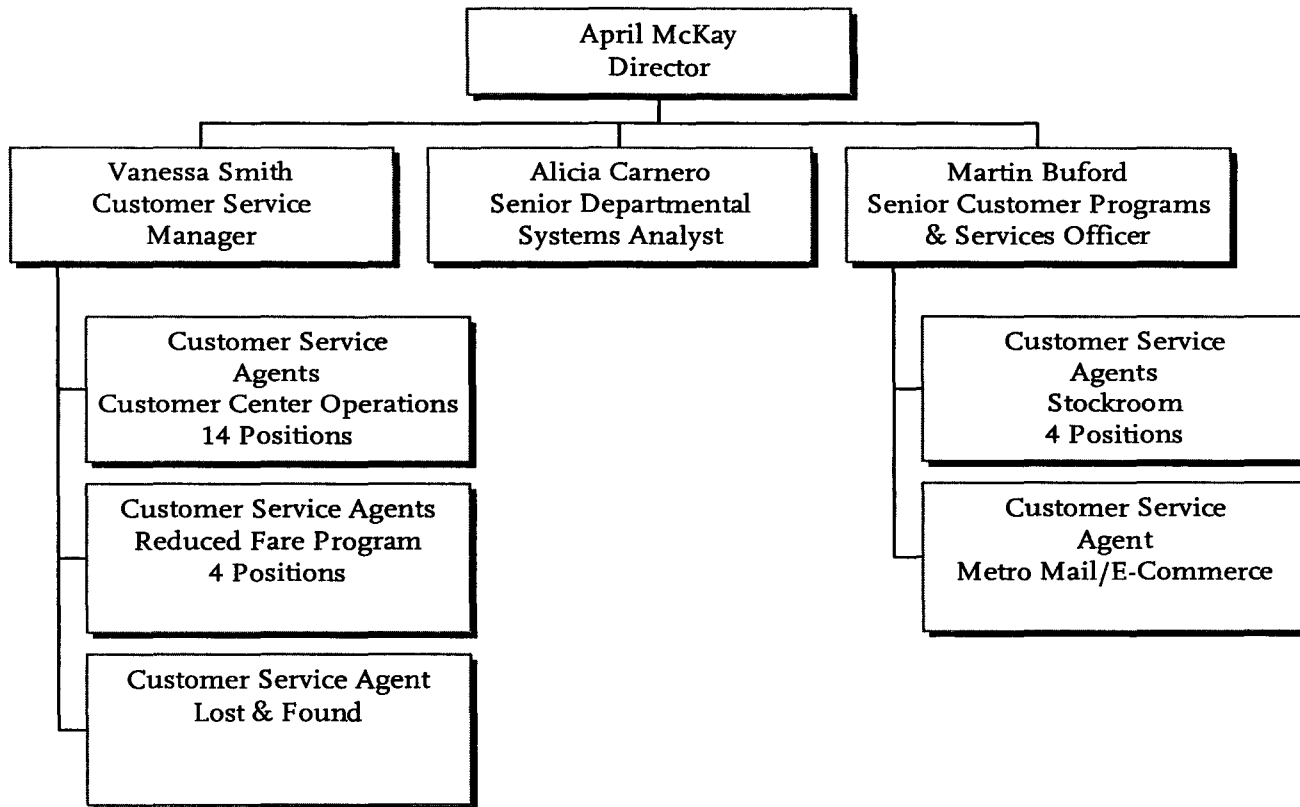
Community Relations

Department 7160



Customer Programs & Services

Cost Center 5420



Government Relations

Cost Center 7130

