

# WESTSIDE SUBWAY EXTENSION

## Traffic Analysis Impact Report Appendix A



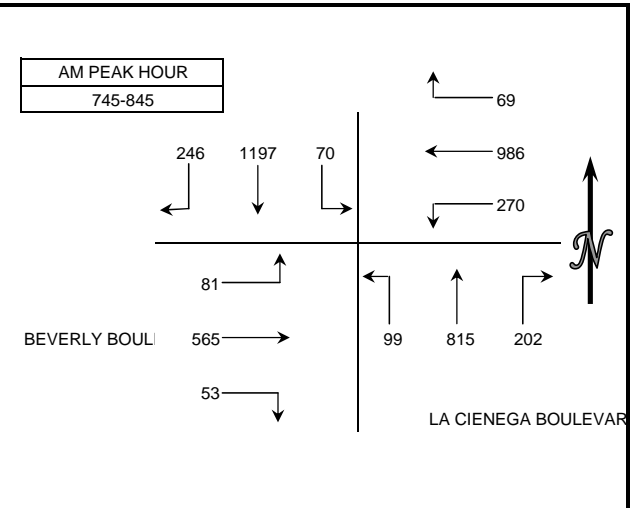
August 2010



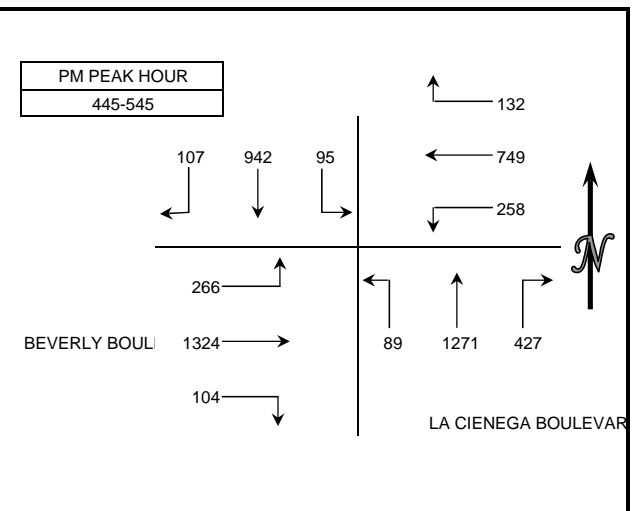
## INTERSECTION TURNING MOVEMENT COUNT SUMMARY

CLIENT: FEHR AND PEERS  
 PROJECT: WESTSIDE EXTENSION TRANSIT CORRIDOR COUNT PROGRAM  
 DATE: WEDNESDAY MAY 20, 2009  
 PERIODS: 7:00 AM TO 9:00 AM AND 4:00 PM TO 6:00 PM  
 INTERSECTION: N/S LA CIENEGA BOULEVARD  
 E/W BEVERLY BOULEVARD  
 CITY: LOS ANGELES

| 15 MIN COUNTS |           |           |           |           |           |           |           |           |           |            |            |            |       | 7:00 AM TO 9:00 AM |  |  |  |  |  |  |  |  |  |  |  |  |  |
|---------------|-----------|-----------|-----------|-----------|-----------|-----------|-----------|-----------|-----------|------------|------------|------------|-------|--------------------|--|--|--|--|--|--|--|--|--|--|--|--|--|
| PERIOD        | 1<br>SBRT | 2<br>SBTH | 3<br>SBLT | 4<br>WBRT | 5<br>WBTH | 6<br>WBLT | 7<br>NBRT | 8<br>NBTH | 9<br>NBLT | 10<br>EBRT | 11<br>EBTH | 12<br>EBLT | TOTAL |                    |  |  |  |  |  |  |  |  |  |  |  |  |  |
| 700-715       | 43        | 171       | 5         | 8         | 206       | 35        | 18        | 117       | 14        | 18         | 103        | 14         | 752   |                    |  |  |  |  |  |  |  |  |  |  |  |  |  |
| 715-730       | 51        | 227       | 10        | 3         | 232       | 56        | 28        | 145       | 19        | 10         | 137        | 15         | 933   |                    |  |  |  |  |  |  |  |  |  |  |  |  |  |
| 730-745       | 60        | 253       | 12        | 11        | 258       | 47        | 35        | 178       | 30        | 18         | 123        | 31         | 1056  |                    |  |  |  |  |  |  |  |  |  |  |  |  |  |
| 745-800       | 67        | 309       | 17        | 12        | 265       | 58        | 59        | 219       | 19        | 14         | 143        | 21         | 1203  |                    |  |  |  |  |  |  |  |  |  |  |  |  |  |
| 800-815       | 60        | 288       | 12        | 24        | 248       | 71        | 52        | 204       | 28        | 13         | 129        | 23         | 1152  |                    |  |  |  |  |  |  |  |  |  |  |  |  |  |
| 815-830       | 56        | 314       | 25        | 19        | 251       | 82        | 50        | 179       | 23        | 10         | 143        | 17         | 1169  |                    |  |  |  |  |  |  |  |  |  |  |  |  |  |
| 830-845       | 63        | 286       | 16        | 14        | 222       | 59        | 41        | 213       | 29        | 16         | 150        | 20         | 1129  |                    |  |  |  |  |  |  |  |  |  |  |  |  |  |
| 845-900       | 36        | 261       | 11        | 18        | 212       | 95        | 24        | 162       | 17        | 22         | 122        | 12         | 992   |                    |  |  |  |  |  |  |  |  |  |  |  |  |  |
| HOOR TOTALS   |           |           |           |           |           |           |           |           |           |            |            |            |       |                    |  |  |  |  |  |  |  |  |  |  |  |  |  |
| TIME          | 1<br>SBRT | 2<br>SBTH | 3<br>SBLT | 4<br>WBRT | 5<br>WBTH | 6<br>WBLT | 7<br>NBRT | 8<br>NBTH | 9<br>NBLT | 10<br>EBRT | 11<br>EBTH | 12<br>EBLT | TOTAL |                    |  |  |  |  |  |  |  |  |  |  |  |  |  |
| 700-800       | 221       | 960       | 44        | 34        | 961       | 196       | 140       | 659       | 82        | 60         | 506        | 81         | 3944  |                    |  |  |  |  |  |  |  |  |  |  |  |  |  |
| 715-815       | 238       | 1077      | 51        | 50        | 1003      | 232       | 174       | 746       | 96        | 55         | 532        | 90         | 4344  |                    |  |  |  |  |  |  |  |  |  |  |  |  |  |
| 730-830       | 243       | 1164      | 66        | 66        | 1022      | 258       | 196       | 780       | 100       | 55         | 538        | 92         | 4580  |                    |  |  |  |  |  |  |  |  |  |  |  |  |  |
| 745-845       | 246       | 1197      | 70        | 69        | 986       | 270       | 202       | 815       | 99        | 53         | 565        | 81         | 4653  |                    |  |  |  |  |  |  |  |  |  |  |  |  |  |
| 800-900       | 215       | 1149      | 64        | 75        | 933       | 307       | 167       | 758       | 97        | 61         | 544        | 72         | 4442  |                    |  |  |  |  |  |  |  |  |  |  |  |  |  |



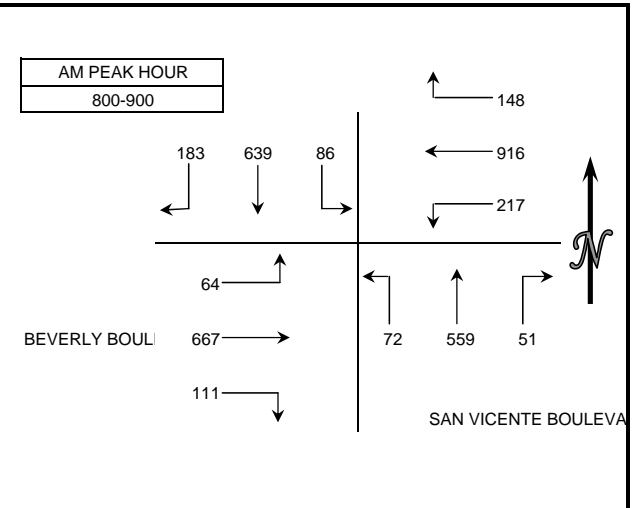
| 15 MIN COUNTS |           |           |           |           |           |           |           |           |           |            |            |            |       | 4:00 PM TO 6:00 PM |  |  |  |  |  |  |  |  |  |  |  |  |  |
|---------------|-----------|-----------|-----------|-----------|-----------|-----------|-----------|-----------|-----------|------------|------------|------------|-------|--------------------|--|--|--|--|--|--|--|--|--|--|--|--|--|
| PERIOD        | 1<br>SBRT | 2<br>SBTH | 3<br>SBLT | 4<br>WBRT | 5<br>WBTH | 6<br>WBLT | 7<br>NBRT | 8<br>NBTH | 9<br>NBLT | 10<br>EBRT | 11<br>EBTH | 12<br>EBLT | TOTAL |                    |  |  |  |  |  |  |  |  |  |  |  |  |  |
| 400-415       | 36        | 259       | 20        | 28        | 168       | 51        | 101       | 293       | 31        | 27         | 272        | 66         | 1352  |                    |  |  |  |  |  |  |  |  |  |  |  |  |  |
| 415-430       | 39        | 301       | 22        | 26        | 176       | 63        | 107       | 317       | 33        | 36         | 293        | 44         | 1457  |                    |  |  |  |  |  |  |  |  |  |  |  |  |  |
| 430-445       | 32        | 255       | 24        | 28        | 175       | 46        | 93        | 298       | 23        | 24         | 276        | 69         | 1343  |                    |  |  |  |  |  |  |  |  |  |  |  |  |  |
| 445-500       | 30        | 237       | 29        | 38        | 189       | 68        | 95        | 284       | 24        | 23         | 307        | 51         | 1375  |                    |  |  |  |  |  |  |  |  |  |  |  |  |  |
| 500-515       | 36        | 233       | 17        | 31        | 195       | 69        | 115       | 324       | 27        | 28         | 335        | 74         | 1484  |                    |  |  |  |  |  |  |  |  |  |  |  |  |  |
| 515-530       | 20        | 255       | 21        | 32        | 178       | 54        | 106       | 312       | 15        | 22         | 307        | 67         | 1389  |                    |  |  |  |  |  |  |  |  |  |  |  |  |  |
| 530-545       | 21        | 217       | 28        | 31        | 187       | 67        | 111       | 351       | 23        | 31         | 375        | 74         | 1516  |                    |  |  |  |  |  |  |  |  |  |  |  |  |  |
| 545-600       | 32        | 261       | 23        | 31        | 201       | 59        | 106       | 289       | 16        | 17         | 249        | 79         | 1363  |                    |  |  |  |  |  |  |  |  |  |  |  |  |  |
| HOOR TOTALS   |           |           |           |           |           |           |           |           |           |            |            |            |       |                    |  |  |  |  |  |  |  |  |  |  |  |  |  |
| TIME          | 1<br>SBRT | 2<br>SBTH | 3<br>SBLT | 4<br>WBRT | 5<br>WBTH | 6<br>WBLT | 7<br>NBRT | 8<br>NBTH | 9<br>NBLT | 10<br>EBRT | 11<br>EBTH | 12<br>EBLT | TOTAL |                    |  |  |  |  |  |  |  |  |  |  |  |  |  |
| 400-500       | 137       | 1052      | 95        | 120       | 708       | 228       | 396       | 1192      | 111       | 110        | 1148       | 230        | 5527  |                    |  |  |  |  |  |  |  |  |  |  |  |  |  |
| 415-515       | 137       | 1026      | 92        | 123       | 735       | 246       | 410       | 1223      | 107       | 111        | 1211       | 238        | 5659  |                    |  |  |  |  |  |  |  |  |  |  |  |  |  |
| 430-530       | 118       | 980       | 91        | 129       | 737       | 237       | 409       | 1218      | 89        | 97         | 1225       | 261        | 5591  |                    |  |  |  |  |  |  |  |  |  |  |  |  |  |
| 445-545       | 107       | 942       | 95        | 132       | 749       | 258       | 427       | 1271      | 89        | 104        | 1324       | 266        | 5764  |                    |  |  |  |  |  |  |  |  |  |  |  |  |  |
| 500-600       | 109       | 966       | 89        | 125       | 761       | 249       | 438       | 1276      | 81        | 98         | 1266       | 294        | 5752  |                    |  |  |  |  |  |  |  |  |  |  |  |  |  |



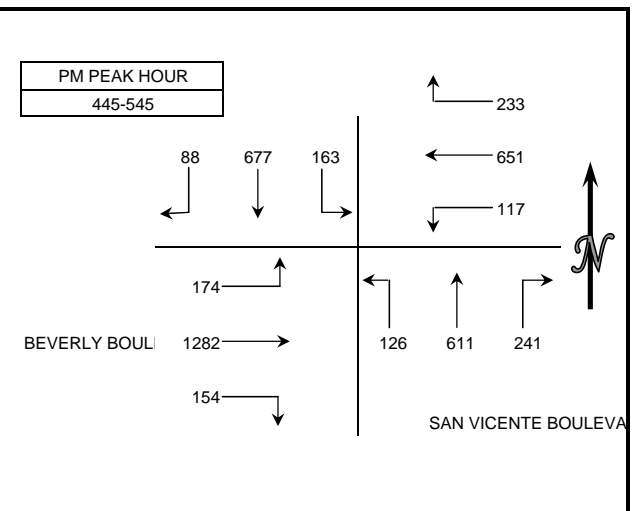
## INTERSECTION TURNING MOVEMENT COUNT SUMMARY

CLIENT: FEHR AND PEERS  
 PROJECT: WESTSIDE EXTENSION TRANSIT CORRIDOR COUNT PROGRAM  
 DATE: WEDNESDAY MAY 20, 2009  
 PERIODS: 7:00 AM TO 9:00 AM AND 4:00 PM TO 6:00 PM  
 INTERSECTION: N/S SAN VICENTE BOULEVARD  
 E/W BEVERLY BOULEVARD  
 CITY: LOS ANGELES

| 15 MIN COUNTS |           |           |           |           |           |           |           |           |           |            |            |            |       | 7:00 AM TO 9:00 AM |  |  |  |  |  |  |  |  |  |  |  |  |  |
|---------------|-----------|-----------|-----------|-----------|-----------|-----------|-----------|-----------|-----------|------------|------------|------------|-------|--------------------|--|--|--|--|--|--|--|--|--|--|--|--|--|
| PERIOD        | 1<br>SBRT | 2<br>SBTH | 3<br>SBLT | 4<br>WBRT | 5<br>WBTH | 6<br>WBLT | 7<br>NBRT | 8<br>NBTH | 9<br>NBLT | 10<br>EBRT | 11<br>EBTH | 12<br>EBLT | TOTAL |                    |  |  |  |  |  |  |  |  |  |  |  |  |  |
| 700-715       | 11        | 77        | 18        | 17        | 183       | 32        | 6         | 73        | 15        | 22         | 93         | 12         | 559   |                    |  |  |  |  |  |  |  |  |  |  |  |  |  |
| 715-730       | 25        | 89        | 12        | 20        | 213       | 37        | 13        | 85        | 20        | 16         | 111        | 7          | 648   |                    |  |  |  |  |  |  |  |  |  |  |  |  |  |
| 730-745       | 27        | 91        | 21        | 25        | 287       | 47        | 14        | 100       | 16        | 18         | 135        | 8          | 789   |                    |  |  |  |  |  |  |  |  |  |  |  |  |  |
| 745-800       | 22        | 104       | 19        | 32        | 209       | 48        | 26        | 128       | 22        | 28         | 184        | 15         | 837   |                    |  |  |  |  |  |  |  |  |  |  |  |  |  |
| 800-815       | 38        | 124       | 22        | 40        | 241       | 55        | 15        | 126       | 15        | 29         | 163        | 17         | 885   |                    |  |  |  |  |  |  |  |  |  |  |  |  |  |
| 815-830       | 36        | 164       | 19        | 37        | 262       | 66        | 10        | 149       | 16        | 28         | 175        | 13         | 975   |                    |  |  |  |  |  |  |  |  |  |  |  |  |  |
| 830-845       | 48        | 174       | 18        | 42        | 214       | 41        | 13        | 108       | 27        | 24         | 161        | 13         | 883   |                    |  |  |  |  |  |  |  |  |  |  |  |  |  |
| 845-900       | 61        | 177       | 27        | 29        | 199       | 55        | 13        | 176       | 14        | 30         | 168        | 21         | 970   |                    |  |  |  |  |  |  |  |  |  |  |  |  |  |
| HOURLY TOTALS |           |           |           |           |           |           |           |           |           |            |            |            |       |                    |  |  |  |  |  |  |  |  |  |  |  |  |  |
| TIME          | 1<br>SBRT | 2<br>SBTH | 3<br>SBLT | 4<br>WBRT | 5<br>WBTH | 6<br>WBLT | 7<br>NBRT | 8<br>NBTH | 9<br>NBLT | 10<br>EBRT | 11<br>EBTH | 12<br>EBLT | TOTAL |                    |  |  |  |  |  |  |  |  |  |  |  |  |  |
| 700-800       | 85        | 361       | 70        | 94        | 892       | 164       | 59        | 386       | 73        | 84         | 523        | 42         | 2833  |                    |  |  |  |  |  |  |  |  |  |  |  |  |  |
| 715-815       | 112       | 408       | 74        | 117       | 950       | 187       | 68        | 439       | 73        | 91         | 593        | 47         | 3159  |                    |  |  |  |  |  |  |  |  |  |  |  |  |  |
| 730-830       | 123       | 483       | 81        | 134       | 999       | 216       | 65        | 503       | 69        | 103        | 657        | 53         | 3486  |                    |  |  |  |  |  |  |  |  |  |  |  |  |  |
| 745-845       | 144       | 566       | 78        | 151       | 926       | 210       | 64        | 511       | 80        | 109        | 683        | 58         | 3580  |                    |  |  |  |  |  |  |  |  |  |  |  |  |  |
| 800-900       | 183       | 639       | 86        | 148       | 916       | 217       | 51        | 559       | 72        | 111        | 667        | 64         | 3713  |                    |  |  |  |  |  |  |  |  |  |  |  |  |  |



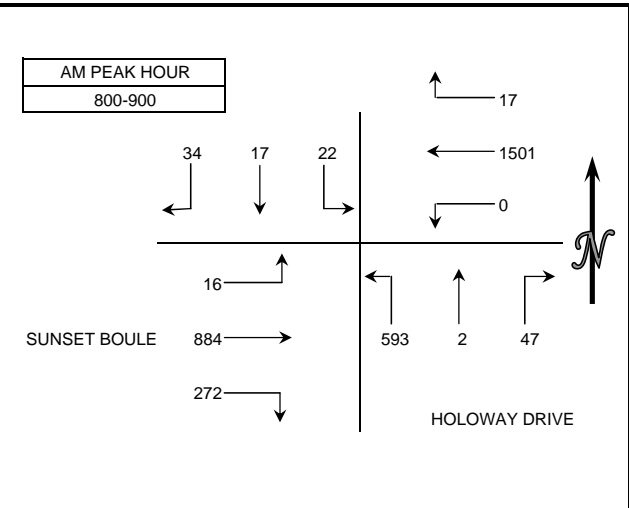
| 15 MIN COUNTS |           |           |           |           |           |           |           |           |           |            |            |            |       | 4:00 PM TO 6:00 PM |  |  |  |  |  |  |  |  |  |  |  |  |  |
|---------------|-----------|-----------|-----------|-----------|-----------|-----------|-----------|-----------|-----------|------------|------------|------------|-------|--------------------|--|--|--|--|--|--|--|--|--|--|--|--|--|
| PERIOD        | 1<br>SBRT | 2<br>SBTH | 3<br>SBLT | 4<br>WBRT | 5<br>WBTH | 6<br>WBLT | 7<br>NBRT | 8<br>NBTH | 9<br>NBLT | 10<br>EBRT | 11<br>EBTH | 12<br>EBLT | TOTAL |                    |  |  |  |  |  |  |  |  |  |  |  |  |  |
| 400-415       | 28        | 195       | 37        | 52        | 164       | 23        | 43        | 138       | 32        | 51         | 326        | 30         | 1119  |                    |  |  |  |  |  |  |  |  |  |  |  |  |  |
| 415-430       | 28        | 159       | 30        | 52        | 155       | 20        | 38        | 131       | 29        | 33         | 293        | 34         | 1002  |                    |  |  |  |  |  |  |  |  |  |  |  |  |  |
| 430-445       | 28        | 151       | 27        | 53        | 139       | 24        | 45        | 138       | 32        | 40         | 322        | 42         | 1041  |                    |  |  |  |  |  |  |  |  |  |  |  |  |  |
| 445-500       | 19        | 169       | 36        | 67        | 195       | 37        | 68        | 148       | 35        | 40         | 305        | 41         | 1160  |                    |  |  |  |  |  |  |  |  |  |  |  |  |  |
| 500-515       | 36        | 195       | 49        | 61        | 157       | 33        | 52        | 140       | 33        | 56         | 331        | 54         | 1197  |                    |  |  |  |  |  |  |  |  |  |  |  |  |  |
| 515-530       | 20        | 160       | 30        | 53        | 154       | 23        | 53        | 177       | 34        | 26         | 289        | 36         | 1055  |                    |  |  |  |  |  |  |  |  |  |  |  |  |  |
| 530-545       | 13        | 153       | 48        | 52        | 145       | 24        | 68        | 146       | 24        | 32         | 357        | 43         | 1105  |                    |  |  |  |  |  |  |  |  |  |  |  |  |  |
| 545-600       | 28        | 176       | 36        | 66        | 131       | 24        | 55        | 170       | 25        | 34         | 349        | 60         | 1154  |                    |  |  |  |  |  |  |  |  |  |  |  |  |  |
| HOURLY TOTALS |           |           |           |           |           |           |           |           |           |            |            |            |       |                    |  |  |  |  |  |  |  |  |  |  |  |  |  |
| TIME          | 1<br>SBRT | 2<br>SBTH | 3<br>SBLT | 4<br>WBRT | 5<br>WBTH | 6<br>WBLT | 7<br>NBRT | 8<br>NBTH | 9<br>NBLT | 10<br>EBRT | 11<br>EBTH | 12<br>EBLT | TOTAL |                    |  |  |  |  |  |  |  |  |  |  |  |  |  |
| 400-500       | 103       | 674       | 130       | 224       | 653       | 104       | 194       | 555       | 128       | 164        | 1246       | 147        | 4322  |                    |  |  |  |  |  |  |  |  |  |  |  |  |  |
| 415-515       | 111       | 674       | 142       | 233       | 646       | 114       | 203       | 557       | 129       | 169        | 1251       | 171        | 4400  |                    |  |  |  |  |  |  |  |  |  |  |  |  |  |
| 430-530       | 103       | 675       | 142       | 234       | 645       | 117       | 218       | 603       | 134       | 162        | 1247       | 173        | 4453  |                    |  |  |  |  |  |  |  |  |  |  |  |  |  |
| 445-545       | 88        | 677       | 163       | 233       | 651       | 117       | 241       | 611       | 126       | 154        | 1282       | 174        | 4517  |                    |  |  |  |  |  |  |  |  |  |  |  |  |  |
| 500-600       | 97        | 684       | 163       | 232       | 587       | 104       | 228       | 633       | 116       | 148        | 1326       | 193        | 4511  |                    |  |  |  |  |  |  |  |  |  |  |  |  |  |



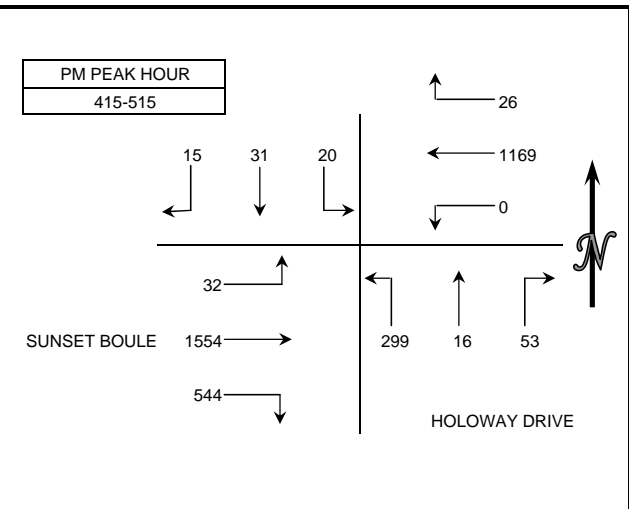
## INTERSECTION TURNING MOVEMENT COUNT SUMMARY

CLIENT: FEHR AND PEERS  
 PROJECT: WESTSIDE EXTENSION TRANSIT CORRIDOR COUNT PROGRAM  
 DATE: WEDNESDAY APRIL 29, 2009  
 PERIODS: 7:00 AM TO 9:00 AM AND 4:00 PM TO 6:00 PM  
 INTERSECTION: N/S HOLOWAY DRIVE  
 E/W SUNSET BOULEVARD  
 CITY: WEST HOLLYWOOD

| 15 MIN COUNTS |           |           |           |           |           |           |           |           |           |            |            |            |       | 7:00 AM TO 9:00 AM |  |  |  |  |  |  |  |  |  |  |  |  |  |
|---------------|-----------|-----------|-----------|-----------|-----------|-----------|-----------|-----------|-----------|------------|------------|------------|-------|--------------------|--|--|--|--|--|--|--|--|--|--|--|--|--|
| PERIOD        | 1<br>SBRT | 2<br>SBTH | 3<br>SBLT | 4<br>WBRT | 5<br>WBTH | 6<br>WBLT | 7<br>NBRT | 8<br>NBTH | 9<br>NBLT | 10<br>EBRT | 11<br>EBTH | 12<br>EBLT | TOTAL |                    |  |  |  |  |  |  |  |  |  |  |  |  |  |
| 700-715       | 6         | 3         | 2         | 0         | 376       | 0         | 8         | 3         | 93        | 26         | 104        | 0          | 621   |                    |  |  |  |  |  |  |  |  |  |  |  |  |  |
| 715-730       | 3         | 3         | 5         | 1         | 391       | 0         | 7         | 1         | 117       | 26         | 118        | 3          | 675   |                    |  |  |  |  |  |  |  |  |  |  |  |  |  |
| 730-745       | 8         | 7         | 4         | 2         | 443       | 0         | 1         | 2         | 124       | 30         | 126        | 4          | 751   |                    |  |  |  |  |  |  |  |  |  |  |  |  |  |
| 745-800       | 6         | 6         | 4         | 2         | 379       | 0         | 7         | 2         | 143       | 64         | 145        | 1          | 759   |                    |  |  |  |  |  |  |  |  |  |  |  |  |  |
| 800-815       | 8         | 2         | 4         | 4         | 409       | 0         | 5         | 2         | 144       | 54         | 182        | 2          | 816   |                    |  |  |  |  |  |  |  |  |  |  |  |  |  |
| 815-830       | 6         | 6         | 3         | 4         | 366       | 0         | 15        | 0         | 164       | 88         | 223        | 1          | 876   |                    |  |  |  |  |  |  |  |  |  |  |  |  |  |
| 830-845       | 13        | 3         | 8         | 2         | 344       | 0         | 13        | 0         | 148       | 56         | 272        | 6          | 865   |                    |  |  |  |  |  |  |  |  |  |  |  |  |  |
| 845-900       | 7         | 6         | 7         | 7         | 382       | 0         | 14        | 0         | 137       | 74         | 207        | 7          | 848   |                    |  |  |  |  |  |  |  |  |  |  |  |  |  |
| HOUR TOTALS   |           |           |           |           |           |           |           |           |           |            |            |            |       |                    |  |  |  |  |  |  |  |  |  |  |  |  |  |
| TIME          | 1<br>SBRT | 2<br>SBTH | 3<br>SBLT | 4<br>WBRT | 5<br>WBTH | 6<br>WBLT | 7<br>NBRT | 8<br>NBTH | 9<br>NBLT | 10<br>EBRT | 11<br>EBTH | 12<br>EBLT | TOTAL |                    |  |  |  |  |  |  |  |  |  |  |  |  |  |
| 700-800       | 23        | 19        | 15        | 5         | 1589      | 0         | 23        | 8         | 477       | 146        | 493        | 8          | 2806  |                    |  |  |  |  |  |  |  |  |  |  |  |  |  |
| 715-815       | 25        | 18        | 17        | 9         | 1622      | 0         | 20        | 7         | 528       | 174        | 571        | 10         | 3001  |                    |  |  |  |  |  |  |  |  |  |  |  |  |  |
| 730-830       | 28        | 21        | 15        | 12        | 1597      | 0         | 28        | 6         | 575       | 236        | 676        | 8          | 3202  |                    |  |  |  |  |  |  |  |  |  |  |  |  |  |
| 745-845       | 33        | 17        | 19        | 12        | 1498      | 0         | 40        | 4         | 599       | 262        | 822        | 10         | 3316  |                    |  |  |  |  |  |  |  |  |  |  |  |  |  |
| 800-900       | 34        | 17        | 22        | 17        | 1501      | 0         | 47        | 2         | 593       | 272        | 884        | 16         | 3405  |                    |  |  |  |  |  |  |  |  |  |  |  |  |  |



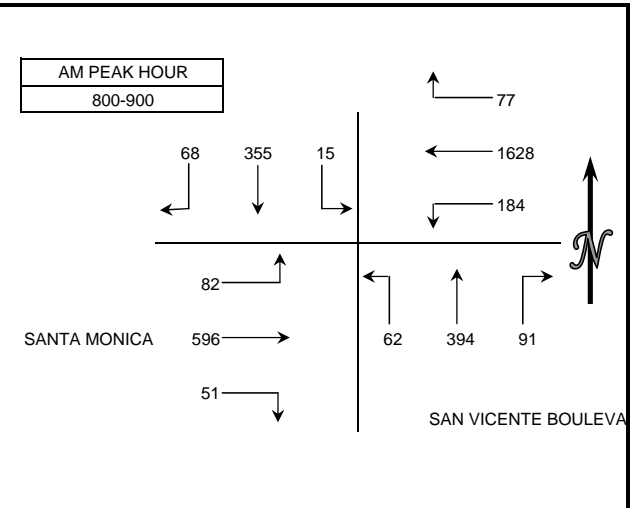
| 15 MIN COUNTS |           |           |           |           |           |           |           |           |           |            |            |            |       | 4:00 PM TO 6:00 PM |  |  |  |  |  |  |  |  |  |  |  |  |  |
|---------------|-----------|-----------|-----------|-----------|-----------|-----------|-----------|-----------|-----------|------------|------------|------------|-------|--------------------|--|--|--|--|--|--|--|--|--|--|--|--|--|
| PERIOD        | 1<br>SBRT | 2<br>SBTH | 3<br>SBLT | 4<br>WBRT | 5<br>WBTH | 6<br>WBLT | 7<br>NBRT | 8<br>NBTH | 9<br>NBLT | 10<br>EBRT | 11<br>EBTH | 12<br>EBLT | TOTAL |                    |  |  |  |  |  |  |  |  |  |  |  |  |  |
| 400-415       | 5         | 2         | 8         | 6         | 292       | 0         | 23        | 5         | 75        | 119        | 386        | 2          | 923   |                    |  |  |  |  |  |  |  |  |  |  |  |  |  |
| 415-430       | 5         | 8         | 4         | 6         | 277       | 0         | 14        | 2         | 72        | 127        | 399        | 5          | 919   |                    |  |  |  |  |  |  |  |  |  |  |  |  |  |
| 430-445       | 6         | 8         | 6         | 5         | 319       | 0         | 11        | 4         | 66        | 144        | 371        | 7          | 947   |                    |  |  |  |  |  |  |  |  |  |  |  |  |  |
| 445-500       | 2         | 7         | 4         | 3         | 269       | 0         | 14        | 7         | 83        | 139        | 382        | 8          | 918   |                    |  |  |  |  |  |  |  |  |  |  |  |  |  |
| 500-515       | 2         | 8         | 6         | 12        | 304       | 0         | 14        | 3         | 78        | 134        | 402        | 12         | 975   |                    |  |  |  |  |  |  |  |  |  |  |  |  |  |
| 515-530       | 5         | 3         | 1         | 2         | 262       | 0         | 24        | 3         | 80        | 107        | 376        | 7          | 870   |                    |  |  |  |  |  |  |  |  |  |  |  |  |  |
| 530-545       | 4         | 4         | 3         | 3         | 288       | 0         | 23        | 5         | 75        | 131        | 357        | 12         | 905   |                    |  |  |  |  |  |  |  |  |  |  |  |  |  |
| 545-600       | 0         | 4         | 9         | 6         | 275       | 0         | 17        | 1         | 56        | 131        | 389        | 14         | 902   |                    |  |  |  |  |  |  |  |  |  |  |  |  |  |
| HOUR TOTALS   |           |           |           |           |           |           |           |           |           |            |            |            |       |                    |  |  |  |  |  |  |  |  |  |  |  |  |  |
| TIME          | 1<br>SBRT | 2<br>SBTH | 3<br>SBLT | 4<br>WBRT | 5<br>WBTH | 6<br>WBLT | 7<br>NBRT | 8<br>NBTH | 9<br>NBLT | 10<br>EBRT | 11<br>EBTH | 12<br>EBLT | TOTAL |                    |  |  |  |  |  |  |  |  |  |  |  |  |  |
| 400-500       | 18        | 25        | 22        | 20        | 1157      | 0         | 62        | 18        | 296       | 529        | 1538       | 22         | 3707  |                    |  |  |  |  |  |  |  |  |  |  |  |  |  |
| 415-515       | 15        | 31        | 20        | 26        | 1169      | 0         | 53        | 16        | 299       | 544        | 1554       | 32         | 3759  |                    |  |  |  |  |  |  |  |  |  |  |  |  |  |
| 430-530       | 15        | 26        | 17        | 22        | 1154      | 0         | 63        | 17        | 307       | 524        | 1531       | 34         | 3710  |                    |  |  |  |  |  |  |  |  |  |  |  |  |  |
| 445-545       | 13        | 22        | 14        | 20        | 1123      | 0         | 75        | 18        | 316       | 511        | 1517       | 39         | 3668  |                    |  |  |  |  |  |  |  |  |  |  |  |  |  |
| 500-600       | 11        | 19        | 19        | 23        | 1129      | 0         | 78        | 12        | 289       | 503        | 1524       | 45         | 3652  |                    |  |  |  |  |  |  |  |  |  |  |  |  |  |



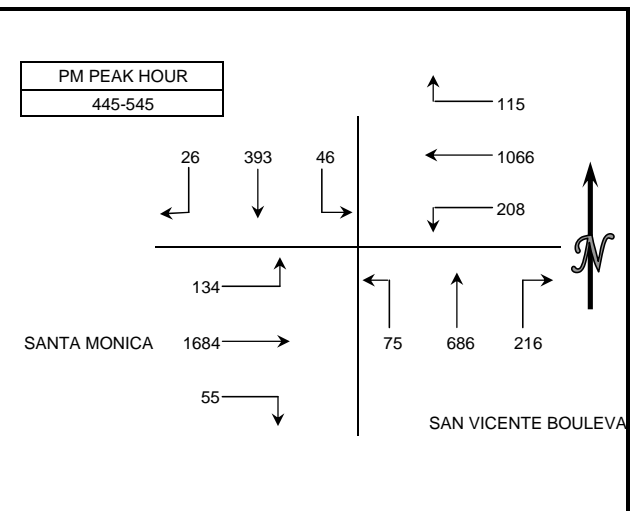
## INTERSECTION TURNING MOVEMENT COUNT SUMMARY

CLIENT: FEHR AND PEERS  
 PROJECT: WESTSIDE EXTENSION TRANSIT CORRIDOR COUNT PROGRAM  
 DATE: WEDNESDAY APRIL 29, 2009  
 PERIODS: 7:00 AM TO 9:00 AM AND 4:00 PM TO 6:00 PM  
 INTERSECTION: N/S SAN VICENTE BOULEVARD  
 E/W SANTA MONICA BOULEVARD  
 CITY: WEST HOLLYWOOD

| 15 MIN COUNTS |           |           |           |           |           |           |           |           |           |            |            |            |       | 7:00 AM TO 9:00 AM |  |  |  |  |  |  |  |  |  |  |  |  |  |
|---------------|-----------|-----------|-----------|-----------|-----------|-----------|-----------|-----------|-----------|------------|------------|------------|-------|--------------------|--|--|--|--|--|--|--|--|--|--|--|--|--|
| PERIOD        | 1<br>SBRT | 2<br>SBTH | 3<br>SBLT | 4<br>WBRT | 5<br>WBTH | 6<br>WBLT | 7<br>NBRT | 8<br>NBTH | 9<br>NBLT | 10<br>EBRT | 11<br>EBTH | 12<br>EBLT | TOTAL |                    |  |  |  |  |  |  |  |  |  |  |  |  |  |
| 700-715       | 17        | 43        | 3         | 7         | 342       | 32        | 22        | 63        | 19        | 4          | 54         | 15         | 621   |                    |  |  |  |  |  |  |  |  |  |  |  |  |  |
| 715-730       | 7         | 52        | 10        | 11        | 418       | 32        | 12        | 78        | 13        | 10         | 92         | 9          | 744   |                    |  |  |  |  |  |  |  |  |  |  |  |  |  |
| 730-745       | 15        | 62        | 10        | 18        | 426       | 26        | 38        | 110       | 10        | 5          | 125        | 12         | 857   |                    |  |  |  |  |  |  |  |  |  |  |  |  |  |
| 745-800       | 31        | 87        | 4         | 12        | 395       | 43        | 21        | 113       | 18        | 12         | 152        | 15         | 903   |                    |  |  |  |  |  |  |  |  |  |  |  |  |  |
| 800-815       | 17        | 81        | 5         | 13        | 348       | 35        | 18        | 99        | 14        | 8          | 125        | 15         | 778   |                    |  |  |  |  |  |  |  |  |  |  |  |  |  |
| 815-830       | 30        | 98        | 7         | 23        | 383       | 32        | 17        | 85        | 18        | 10         | 131        | 19         | 853   |                    |  |  |  |  |  |  |  |  |  |  |  |  |  |
| 830-845       | 13        | 89        | 2         | 15        | 498       | 64        | 32        | 101       | 12        | 17         | 171        | 21         | 1035  |                    |  |  |  |  |  |  |  |  |  |  |  |  |  |
| 845-900       | 8         | 87        | 1         | 26        | 399       | 53        | 24        | 109       | 18        | 16         | 169        | 27         | 937   |                    |  |  |  |  |  |  |  |  |  |  |  |  |  |
| HOOR TOTALS   |           |           |           |           |           |           |           |           |           |            |            |            |       |                    |  |  |  |  |  |  |  |  |  |  |  |  |  |
| TIME          | 1<br>SBRT | 2<br>SBTH | 3<br>SBLT | 4<br>WBRT | 5<br>WBTH | 6<br>WBLT | 7<br>NBRT | 8<br>NBTH | 9<br>NBLT | 10<br>EBRT | 11<br>EBTH | 12<br>EBLT | TOTAL |                    |  |  |  |  |  |  |  |  |  |  |  |  |  |
| 700-800       | 70        | 244       | 27        | 48        | 1581      | 133       | 93        | 364       | 60        | 31         | 423        | 51         | 3125  |                    |  |  |  |  |  |  |  |  |  |  |  |  |  |
| 715-815       | 70        | 282       | 29        | 54        | 1587      | 136       | 89        | 400       | 55        | 35         | 494        | 51         | 3282  |                    |  |  |  |  |  |  |  |  |  |  |  |  |  |
| 730-830       | 93        | 328       | 26        | 66        | 1552      | 136       | 94        | 407       | 60        | 35         | 533        | 61         | 3391  |                    |  |  |  |  |  |  |  |  |  |  |  |  |  |
| 745-845       | 91        | 355       | 18        | 63        | 1624      | 174       | 88        | 398       | 62        | 47         | 579        | 70         | 3569  |                    |  |  |  |  |  |  |  |  |  |  |  |  |  |
| 800-900       | 68        | 355       | 15        | 77        | 1628      | 184       | 91        | 394       | 62        | 51         | 596        | 82         | 3603  |                    |  |  |  |  |  |  |  |  |  |  |  |  |  |



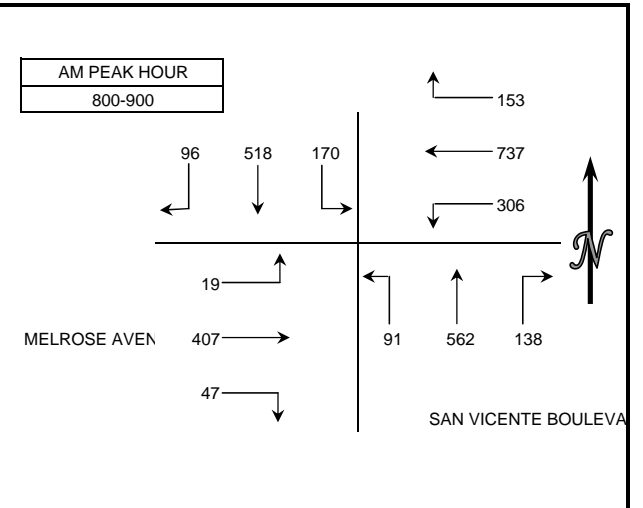
| 15 MIN COUNTS |           |           |           |           |           |           |           |           |           |            |            |            |       | 4:00 PM TO 6:00 PM |  |  |  |  |  |  |  |  |  |  |  |  |  |
|---------------|-----------|-----------|-----------|-----------|-----------|-----------|-----------|-----------|-----------|------------|------------|------------|-------|--------------------|--|--|--|--|--|--|--|--|--|--|--|--|--|
| PERIOD        | 1<br>SBRT | 2<br>SBTH | 3<br>SBLT | 4<br>WBRT | 5<br>WBTH | 6<br>WBLT | 7<br>NBRT | 8<br>NBTH | 9<br>NBLT | 10<br>EBRT | 11<br>EBTH | 12<br>EBLT | TOTAL |                    |  |  |  |  |  |  |  |  |  |  |  |  |  |
| 400-415       | 15        | 118       | 28        | 34        | 309       | 57        | 57        | 141       | 16        | 15         | 373        | 28         | 1191  |                    |  |  |  |  |  |  |  |  |  |  |  |  |  |
| 415-430       | 8         | 93        | 20        | 23        | 230       | 45        | 40        | 121       | 20        | 18         | 359        | 49         | 1026  |                    |  |  |  |  |  |  |  |  |  |  |  |  |  |
| 430-445       | 2         | 108       | 16        | 33        | 240       | 61        | 49        | 145       | 15        | 17         | 416        | 25         | 1127  |                    |  |  |  |  |  |  |  |  |  |  |  |  |  |
| 445-500       | 10        | 118       | 8         | 44        | 279       | 65        | 57        | 178       | 26        | 18         | 450        | 33         | 1286  |                    |  |  |  |  |  |  |  |  |  |  |  |  |  |
| 500-515       | 6         | 96        | 10        | 25        | 269       | 52        | 40        | 176       | 13        | 12         | 393        | 29         | 1121  |                    |  |  |  |  |  |  |  |  |  |  |  |  |  |
| 515-530       | 4         | 97        | 13        | 20        | 238       | 50        | 56        | 177       | 17        | 14         | 410        | 27         | 1123  |                    |  |  |  |  |  |  |  |  |  |  |  |  |  |
| 530-545       | 6         | 82        | 15        | 26        | 280       | 41        | 63        | 155       | 19        | 11         | 431        | 45         | 1174  |                    |  |  |  |  |  |  |  |  |  |  |  |  |  |
| 545-600       | 1         | 70        | 14        | 20        | 235       | 46        | 38        | 124       | 17        | 20         | 390        | 32         | 1007  |                    |  |  |  |  |  |  |  |  |  |  |  |  |  |
| HOOR TOTALS   |           |           |           |           |           |           |           |           |           |            |            |            |       |                    |  |  |  |  |  |  |  |  |  |  |  |  |  |
| TIME          | 1<br>SBRT | 2<br>SBTH | 3<br>SBLT | 4<br>WBRT | 5<br>WBTH | 6<br>WBLT | 7<br>NBRT | 8<br>NBTH | 9<br>NBLT | 10<br>EBRT | 11<br>EBTH | 12<br>EBLT | TOTAL |                    |  |  |  |  |  |  |  |  |  |  |  |  |  |
| 400-500       | 35        | 437       | 72        | 134       | 1058      | 228       | 203       | 585       | 77        | 68         | 1598       | 135        | 4630  |                    |  |  |  |  |  |  |  |  |  |  |  |  |  |
| 415-515       | 26        | 415       | 54        | 125       | 1018      | 223       | 186       | 620       | 74        | 65         | 1618       | 136        | 4560  |                    |  |  |  |  |  |  |  |  |  |  |  |  |  |
| 430-530       | 22        | 419       | 47        | 122       | 1026      | 228       | 202       | 676       | 71        | 61         | 1669       | 114        | 4657  |                    |  |  |  |  |  |  |  |  |  |  |  |  |  |
| 445-545       | 26        | 393       | 46        | 115       | 1066      | 208       | 216       | 686       | 75        | 55         | 1684       | 134        | 4704  |                    |  |  |  |  |  |  |  |  |  |  |  |  |  |
| 500-600       | 17        | 345       | 52        | 91        | 1022      | 189       | 197       | 632       | 66        | 57         | 1624       | 133        | 4425  |                    |  |  |  |  |  |  |  |  |  |  |  |  |  |



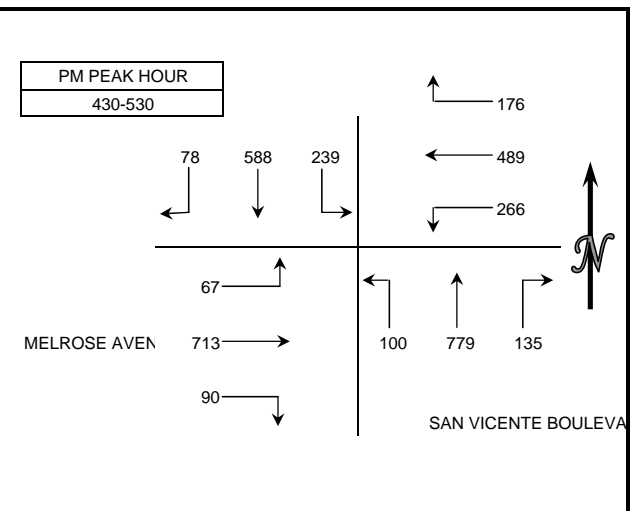
## INTERSECTION TURNING MOVEMENT COUNT SUMMARY

CLIENT: FEHR AND PEERS  
 PROJECT: WESTSIDE EXTENSION TRANSIT CORRIDOR COUNT PROGRAM  
 DATE: THURSDAY APRIL 30, 2009  
 PERIODS: 7:00 AM TO 9:00 AM AND 4:00 PM TO 6:00 PM  
 INTERSECTION: N/S SAN VICENTE BOULEVARD  
 E/W MELROSE AVENUE  
 CITY: WEST HOLLYWOOD

| 15 MIN COUNTS |           |           |           |           |           |           |           |           |           |            |            |            | 7:00 AM TO 9:00 AM |
|---------------|-----------|-----------|-----------|-----------|-----------|-----------|-----------|-----------|-----------|------------|------------|------------|--------------------|
| PERIOD        | 1<br>SBRT | 2<br>SBTH | 3<br>SBLT | 4<br>WBRT | 5<br>WBTH | 6<br>WBLT | 7<br>NBRT | 8<br>NBTH | 9<br>NBLT | 10<br>EBRT | 11<br>EBTH | 12<br>EBLT | TOTAL              |
| 700-715       | 10        | 89        | 19        | 21        | 113       | 46        | 10        | 79        | 14        | 4          | 40         | 3          | 448                |
| 715-730       | 20        | 73        | 23        | 23        | 133       | 33        | 14        | 97        | 11        | 10         | 48         | 5          | 490                |
| 730-745       | 11        | 92        | 24        | 28        | 156       | 48        | 26        | 123       | 10        | 9          | 64         | 4          | 595                |
| 745-800       | 19        | 90        | 22        | 39        | 149       | 47        | 26        | 140       | 12        | 6          | 72         | 5          | 627                |
| 800-815       | 21        | 109       | 31        | 31        | 184       | 66        | 27        | 123       | 18        | 11         | 106        | 5          | 732                |
| 815-830       | 31        | 122       | 42        | 41        | 209       | 88        | 30        | 136       | 30        | 8          | 117        | 3          | 857                |
| 830-845       | 26        | 134       | 51        | 33        | 177       | 74        | 37        | 154       | 26        | 18         | 90         | 6          | 826                |
| 845-900       | 18        | 153       | 46        | 48        | 167       | 78        | 44        | 149       | 17        | 10         | 94         | 5          | 829                |
| HOUR TOTALS   |           |           |           |           |           |           |           |           |           |            |            |            |                    |
| TIME          | 1<br>SBRT | 2<br>SBTH | 3<br>SBLT | 4<br>WBRT | 5<br>WBTH | 6<br>WBLT | 7<br>NBRT | 8<br>NBTH | 9<br>NBLT | 10<br>EBRT | 11<br>EBTH | 12<br>EBLT | TOTAL              |
| 700-800       | 60        | 344       | 88        | 111       | 551       | 174       | 76        | 439       | 47        | 29         | 224        | 17         | 2160               |
| 715-815       | 71        | 364       | 100       | 121       | 622       | 194       | 93        | 483       | 51        | 36         | 290        | 19         | 2444               |
| 730-830       | 82        | 413       | 119       | 139       | 698       | 249       | 109       | 522       | 70        | 34         | 359        | 17         | 2811               |
| 745-845       | 97        | 455       | 146       | 144       | 719       | 275       | 120       | 553       | 86        | 43         | 385        | 19         | 3042               |
| 800-900       | 96        | 518       | 170       | 153       | 737       | 306       | 138       | 562       | 91        | 47         | 407        | 19         | 3244               |



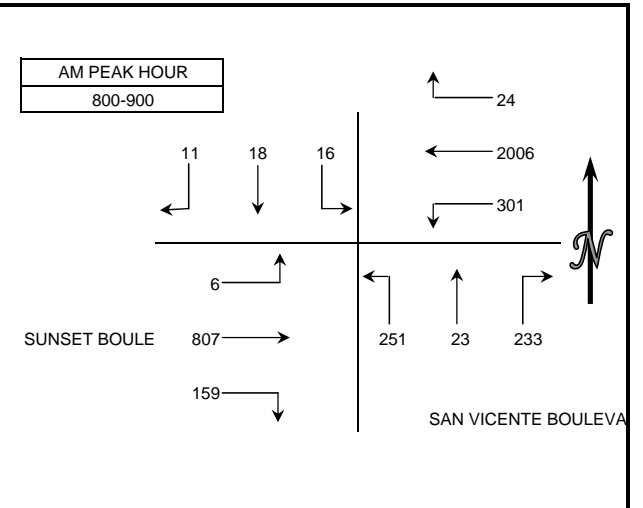
| 15 MIN COUNTS |           |           |           |           |           |           |           |           |           |            |            |            | 4:00 PM TO 6:00 PM |
|---------------|-----------|-----------|-----------|-----------|-----------|-----------|-----------|-----------|-----------|------------|------------|------------|--------------------|
| PERIOD        | 1<br>SBRT | 2<br>SBTH | 3<br>SBLT | 4<br>WBRT | 5<br>WBTH | 6<br>WBLT | 7<br>NBRT | 8<br>NBTH | 9<br>NBLT | 10<br>EBRT | 11<br>EBTH | 12<br>EBLT | TOTAL              |
| 400-415       | 20        | 156       | 40        | 48        | 148       | 65        | 44        | 181       | 18        | 23         | 158        | 16         | 917                |
| 415-430       | 15        | 136       | 43        | 36        | 88        | 51        | 45        | 168       | 24        | 15         | 167        | 14         | 802                |
| 430-445       | 18        | 168       | 62        | 40        | 109       | 54        | 39        | 183       | 24        | 19         | 196        | 11         | 923                |
| 445-500       | 15        | 144       | 57        | 31        | 113       | 64        | 36        | 199       | 25        | 21         | 178        | 15         | 898                |
| 500-515       | 21        | 136       | 61        | 64        | 141       | 83        | 29        | 217       | 27        | 31         | 182        | 25         | 1017               |
| 515-530       | 24        | 140       | 59        | 41        | 126       | 65        | 31        | 180       | 24        | 19         | 157        | 16         | 882                |
| 530-545       | 21        | 131       | 55        | 38        | 116       | 51        | 38        | 212       | 24        | 18         | 179        | 23         | 906                |
| 545-600       | 16        | 120       | 74        | 33        | 97        | 44        | 27        | 173       | 18        | 11         | 171        | 14         | 798                |
| HOUR TOTALS   |           |           |           |           |           |           |           |           |           |            |            |            |                    |
| TIME          | 1<br>SBRT | 2<br>SBTH | 3<br>SBLT | 4<br>WBRT | 5<br>WBTH | 6<br>WBLT | 7<br>NBRT | 8<br>NBTH | 9<br>NBLT | 10<br>EBRT | 11<br>EBTH | 12<br>EBLT | TOTAL              |
| 400-500       | 68        | 604       | 202       | 155       | 458       | 234       | 164       | 731       | 91        | 78         | 699        | 56         | 3540               |
| 415-515       | 69        | 584       | 223       | 171       | 451       | 252       | 149       | 767       | 100       | 86         | 723        | 65         | 3640               |
| 430-530       | 78        | 588       | 239       | 176       | 489       | 266       | 135       | 779       | 100       | 90         | 713        | 67         | 3720               |
| 445-545       | 81        | 551       | 232       | 174       | 496       | 263       | 134       | 808       | 100       | 89         | 696        | 79         | 3703               |
| 500-600       | 82        | 527       | 249       | 176       | 480       | 243       | 125       | 782       | 93        | 79         | 689        | 78         | 3603               |



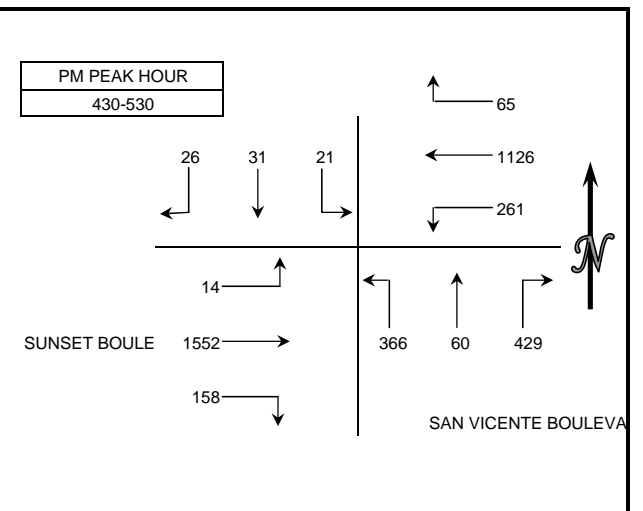
## INTERSECTION TURNING MOVEMENT COUNT SUMMARY

CLIENT: FEHR AND PEERS  
 PROJECT: WESTSIDE EXTENSION TRANSIT CORRIDOR COUNT PROGRAM  
 DATE: WEDNESDAY MAY 13, 2009  
 PERIODS: 7:00 AM TO 9:00 AM AND 4:00 PM TO 6:00 PM  
 INTERSECTION: N/S SAN VICENTE BOULEVARD  
 E/W SUNSET BOULEVARD  
 CITY: WEST HOLLYWOOD

| 15 MIN COUNTS |           |           |           |           |           |           |           |           |           |            |            |            |       | 7:00 AM TO 9:00 AM |  |  |  |  |  |  |  |  |  |  |  |  |  |
|---------------|-----------|-----------|-----------|-----------|-----------|-----------|-----------|-----------|-----------|------------|------------|------------|-------|--------------------|--|--|--|--|--|--|--|--|--|--|--|--|--|
| PERIOD        | 1<br>SBRT | 2<br>SBTH | 3<br>SBLT | 4<br>WBRT | 5<br>WBTH | 6<br>WBLT | 7<br>NBRT | 8<br>NBTH | 9<br>NBLT | 10<br>EBRT | 11<br>EBTH | 12<br>EBLT | TOTAL |                    |  |  |  |  |  |  |  |  |  |  |  |  |  |
| 700-715       | 2         | 1         | 5         | 3         | 349       | 38        | 12        | 6         | 30        | 18         | 88         | 0          | 552   |                    |  |  |  |  |  |  |  |  |  |  |  |  |  |
| 715-730       | 8         | 5         | 3         | 4         | 380       | 68        | 18        | 4         | 51        | 32         | 122        | 2          | 697   |                    |  |  |  |  |  |  |  |  |  |  |  |  |  |
| 730-745       | 0         | 3         | 0         | 7         | 426       | 46        | 19        | 2         | 38        | 24         | 141        | 2          | 708   |                    |  |  |  |  |  |  |  |  |  |  |  |  |  |
| 745-800       | 5         | 5         | 6         | 5         | 478       | 55        | 32        | 5         | 40        | 30         | 175        | 0          | 836   |                    |  |  |  |  |  |  |  |  |  |  |  |  |  |
| 800-815       | 3         | 7         | 2         | 5         | 526       | 82        | 54        | 4         | 57        | 44         | 199        | 1          | 984   |                    |  |  |  |  |  |  |  |  |  |  |  |  |  |
| 815-830       | 4         | 4         | 5         | 7         | 475       | 76        | 39        | 8         | 79        | 51         | 219        | 1          | 968   |                    |  |  |  |  |  |  |  |  |  |  |  |  |  |
| 830-845       | 1         | 2         | 1         | 6         | 489       | 60        | 60        | 2         | 60        | 27         | 181        | 2          | 891   |                    |  |  |  |  |  |  |  |  |  |  |  |  |  |
| 845-900       | 3         | 5         | 8         | 6         | 516       | 83        | 80        | 9         | 55        | 37         | 208        | 2          | 1012  |                    |  |  |  |  |  |  |  |  |  |  |  |  |  |
| HOOR TOTALS   |           |           |           |           |           |           |           |           |           |            |            |            |       |                    |  |  |  |  |  |  |  |  |  |  |  |  |  |
| TIME          | 1<br>SBRT | 2<br>SBTH | 3<br>SBLT | 4<br>WBRT | 5<br>WBTH | 6<br>WBLT | 7<br>NBRT | 8<br>NBTH | 9<br>NBLT | 10<br>EBRT | 11<br>EBTH | 12<br>EBLT | TOTAL |                    |  |  |  |  |  |  |  |  |  |  |  |  |  |
| 700-800       | 15        | 14        | 14        | 19        | 1633      | 207       | 81        | 17        | 159       | 104        | 526        | 4          | 2793  |                    |  |  |  |  |  |  |  |  |  |  |  |  |  |
| 715-815       | 16        | 20        | 11        | 21        | 1810      | 251       | 123       | 15        | 186       | 130        | 637        | 5          | 3225  |                    |  |  |  |  |  |  |  |  |  |  |  |  |  |
| 730-830       | 12        | 19        | 13        | 24        | 1905      | 259       | 144       | 19        | 214       | 149        | 734        | 4          | 3496  |                    |  |  |  |  |  |  |  |  |  |  |  |  |  |
| 745-845       | 13        | 18        | 14        | 23        | 1968      | 273       | 185       | 19        | 236       | 152        | 774        | 4          | 3679  |                    |  |  |  |  |  |  |  |  |  |  |  |  |  |
| 800-900       | 11        | 18        | 16        | 24        | 2006      | 301       | 233       | 23        | 251       | 159        | 807        | 6          | 3855  |                    |  |  |  |  |  |  |  |  |  |  |  |  |  |



| 15 MIN COUNTS |           |           |           |           |           |           |           |           |           |            |            |            |       | 4:00 PM TO 6:00 PM |  |  |  |  |  |  |  |  |  |  |  |  |  |
|---------------|-----------|-----------|-----------|-----------|-----------|-----------|-----------|-----------|-----------|------------|------------|------------|-------|--------------------|--|--|--|--|--|--|--|--|--|--|--|--|--|
| PERIOD        | 1<br>SBRT | 2<br>SBTH | 3<br>SBLT | 4<br>WBRT | 5<br>WBTH | 6<br>WBLT | 7<br>NBRT | 8<br>NBTH | 9<br>NBLT | 10<br>EBRT | 11<br>EBTH | 12<br>EBLT | TOTAL |                    |  |  |  |  |  |  |  |  |  |  |  |  |  |
| 400-415       | 5         | 3         | 9         | 14        | 277       | 81        | 73        | 25        | 63        | 51         | 328        | 2          | 931   |                    |  |  |  |  |  |  |  |  |  |  |  |  |  |
| 415-430       | 0         | 4         | 3         | 4         | 281       | 63        | 66        | 17        | 57        | 59         | 356        | 1          | 911   |                    |  |  |  |  |  |  |  |  |  |  |  |  |  |
| 430-445       | 4         | 7         | 1         | 17        | 291       | 87        | 87        | 11        | 75        | 35         | 402        | 2          | 1019  |                    |  |  |  |  |  |  |  |  |  |  |  |  |  |
| 445-500       | 11        | 11        | 4         | 22        | 311       | 60        | 112       | 20        | 98        | 57         | 377        | 4          | 1087  |                    |  |  |  |  |  |  |  |  |  |  |  |  |  |
| 500-515       | 4         | 10        | 5         | 11        | 276       | 58        | 106       | 14        | 87        | 36         | 416        | 1          | 1024  |                    |  |  |  |  |  |  |  |  |  |  |  |  |  |
| 515-530       | 7         | 3         | 11        | 15        | 248       | 56        | 124       | 15        | 106       | 30         | 357        | 7          | 979   |                    |  |  |  |  |  |  |  |  |  |  |  |  |  |
| 530-545       | 4         | 5         | 5         | 12        | 216       | 74        | 95        | 17        | 75        | 18         | 346        | 10         | 877   |                    |  |  |  |  |  |  |  |  |  |  |  |  |  |
| 545-600       | 4         | 5         | 8         | 12        | 220       | 94        | 68        | 22        | 61        | 22         | 365        | 8          | 889   |                    |  |  |  |  |  |  |  |  |  |  |  |  |  |
| HOOR TOTALS   |           |           |           |           |           |           |           |           |           |            |            |            |       |                    |  |  |  |  |  |  |  |  |  |  |  |  |  |
| TIME          | 1<br>SBRT | 2<br>SBTH | 3<br>SBLT | 4<br>WBRT | 5<br>WBTH | 6<br>WBLT | 7<br>NBRT | 8<br>NBTH | 9<br>NBLT | 10<br>EBRT | 11<br>EBTH | 12<br>EBLT | TOTAL |                    |  |  |  |  |  |  |  |  |  |  |  |  |  |
| 400-500       | 20        | 25        | 17        | 57        | 1160      | 291       | 338       | 73        | 293       | 202        | 1463       | 9          | 3948  |                    |  |  |  |  |  |  |  |  |  |  |  |  |  |
| 415-515       | 19        | 32        | 13        | 54        | 1159      | 268       | 371       | 62        | 317       | 187        | 1551       | 8          | 4041  |                    |  |  |  |  |  |  |  |  |  |  |  |  |  |
| 430-530       | 26        | 31        | 21        | 65        | 1126      | 261       | 429       | 60        | 366       | 158        | 1552       | 14         | 4109  |                    |  |  |  |  |  |  |  |  |  |  |  |  |  |
| 445-545       | 26        | 29        | 25        | 60        | 1051      | 248       | 437       | 66        | 366       | 141        | 1496       | 22         | 3967  |                    |  |  |  |  |  |  |  |  |  |  |  |  |  |
| 500-600       | 19        | 23        | 29        | 50        | 960       | 282       | 393       | 68        | 329       | 106        | 1484       | 26         | 3769  |                    |  |  |  |  |  |  |  |  |  |  |  |  |  |

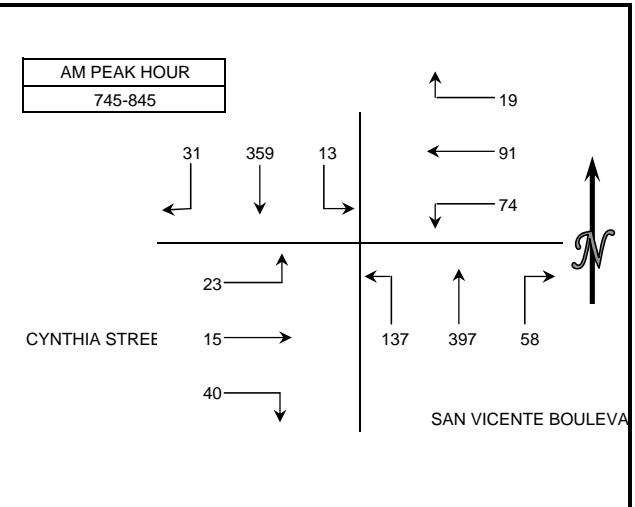




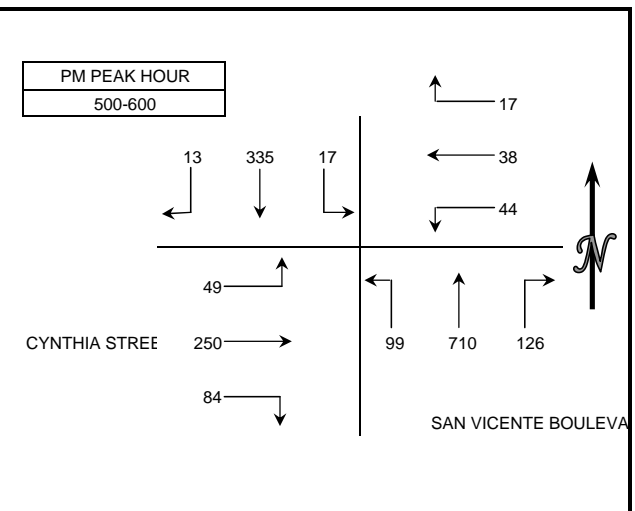
## INTERSECTION TURNING MOVEMENT COUNT SUMMARY

CLIENT: FEHR AND PEERS  
 PROJECT: WESTSIDE EXTENSION TRANSIT CORRIDOR COUNT PROGRAM  
 DATE: TUESDAY MAY 12, 2009  
 PERIODS: 7:00 AM TO 9:00 AM AND 4:00 PM TO 6:00 PM  
 INTERSECTION: N/S SAN VICENTE BOULEVARD  
 E/W CYNTHIA STREET  
 CITY: WEST HOLLYWOOD

| 15 MIN COUNTS |        |        |        |        |        |        |        |        |        |         |         |         |       | 7:00 AM TO 9:00 AM |  |  |  |  |  |  |  |  |  |  |  |  |  |
|---------------|--------|--------|--------|--------|--------|--------|--------|--------|--------|---------|---------|---------|-------|--------------------|--|--|--|--|--|--|--|--|--|--|--|--|--|
| PERIOD        | 1 SBRT | 2 SBTH | 3 SBLT | 4 WBRT | 5 WBTH | 6 WBLT | 7 NBRT | 8 NBTH | 9 NBLT | 10 EBRT | 11 EBTH | 12 EBLT | TOTAL |                    |  |  |  |  |  |  |  |  |  |  |  |  |  |
| 700-715       | 1      | 32     | 0      | 1      | 2      | 6      | 4      | 27     | 8      | 8       | 2       | 1       | 92    |                    |  |  |  |  |  |  |  |  |  |  |  |  |  |
| 715-730       | 2      | 54     | 1      | 2      | 13     | 11     | 8      | 49     | 12     | 6       | 5       | 2       | 165   |                    |  |  |  |  |  |  |  |  |  |  |  |  |  |
| 730-745       | 5      | 67     | 2      | 3      | 14     | 19     | 10     | 80     | 18     | 5       | 2       | 1       | 226   |                    |  |  |  |  |  |  |  |  |  |  |  |  |  |
| 745-800       | 5      | 71     | 4      | 6      | 26     | 9      | 11     | 101    | 33     | 12      | 3       | 9       | 290   |                    |  |  |  |  |  |  |  |  |  |  |  |  |  |
| 800-815       | 13     | 94     | 3      | 4      | 22     | 19     | 13     | 105    | 42     | 8       | 2       | 4       | 329   |                    |  |  |  |  |  |  |  |  |  |  |  |  |  |
| 815-830       | 9      | 105    | 4      | 5      | 19     | 24     | 12     | 93     | 32     | 9       | 5       | 4       | 321   |                    |  |  |  |  |  |  |  |  |  |  |  |  |  |
| 830-845       | 4      | 89     | 2      | 4      | 24     | 22     | 22     | 98     | 30     | 11      | 5       | 6       | 317   |                    |  |  |  |  |  |  |  |  |  |  |  |  |  |
| 845-900       | 3      | 62     | 0      | 4      | 33     | 28     | 12     | 93     | 26     | 13      | 9       | 5       | 288   |                    |  |  |  |  |  |  |  |  |  |  |  |  |  |
| HOUR TOTALS   |        |        |        |        |        |        |        |        |        |         |         |         |       |                    |  |  |  |  |  |  |  |  |  |  |  |  |  |
| TIME          | 1 SBRT | 2 SBTH | 3 SBLT | 4 WBRT | 5 WBTH | 6 WBLT | 7 NBRT | 8 NBTH | 9 NBLT | 10 EBRT | 11 EBTH | 12 EBLT | TOTAL |                    |  |  |  |  |  |  |  |  |  |  |  |  |  |
| 700-800       | 13     | 224    | 7      | 12     | 55     | 45     | 33     | 257    | 71     | 31      | 12      | 13      | 773   |                    |  |  |  |  |  |  |  |  |  |  |  |  |  |
| 715-815       | 25     | 286    | 10     | 15     | 75     | 58     | 42     | 335    | 105    | 31      | 12      | 16      | 1010  |                    |  |  |  |  |  |  |  |  |  |  |  |  |  |
| 730-830       | 32     | 337    | 13     | 18     | 81     | 71     | 46     | 379    | 125    | 34      | 12      | 18      | 1166  |                    |  |  |  |  |  |  |  |  |  |  |  |  |  |
| 745-845       | 31     | 359    | 13     | 19     | 91     | 74     | 58     | 397    | 137    | 40      | 15      | 23      | 1257  |                    |  |  |  |  |  |  |  |  |  |  |  |  |  |
| 800-900       | 29     | 350    | 9      | 17     | 98     | 93     | 59     | 389    | 130    | 41      | 21      | 19      | 1255  |                    |  |  |  |  |  |  |  |  |  |  |  |  |  |



| 15 MIN COUNTS |        |        |        |        |        |        |        |        |        |         |         |         |       | 4:00 PM TO 6:00 PM |  |  |  |  |  |  |  |  |  |  |  |  |  |
|---------------|--------|--------|--------|--------|--------|--------|--------|--------|--------|---------|---------|---------|-------|--------------------|--|--|--|--|--|--|--|--|--|--|--|--|--|
| PERIOD        | 1 SBRT | 2 SBTH | 3 SBLT | 4 WBRT | 5 WBTH | 6 WBLT | 7 NBRT | 8 NBTH | 9 NBLT | 10 EBRT | 11 EBTH | 12 EBLT | TOTAL |                    |  |  |  |  |  |  |  |  |  |  |  |  |  |
| 400-415       | 2      | 68     | 2      | 4      | 9      | 17     | 25     | 140    | 19     | 22      | 30      | 11      | 349   |                    |  |  |  |  |  |  |  |  |  |  |  |  |  |
| 415-430       | 3      | 65     | 1      | 2      | 5      | 12     | 17     | 164    | 16     | 21      | 35      | 8       | 349   |                    |  |  |  |  |  |  |  |  |  |  |  |  |  |
| 430-445       | 4      | 96     | 4      | 1      | 8      | 12     | 29     | 183    | 24     | 26      | 37      | 8       | 432   |                    |  |  |  |  |  |  |  |  |  |  |  |  |  |
| 445-500       | 0      | 94     | 0      | 1      | 5      | 10     | 22     | 175    | 16     | 17      | 36      | 9       | 385   |                    |  |  |  |  |  |  |  |  |  |  |  |  |  |
| 500-515       | 1      | 96     | 2      | 1      | 12     | 15     | 35     | 203    | 20     | 20      | 48      | 11      | 464   |                    |  |  |  |  |  |  |  |  |  |  |  |  |  |
| 515-530       | 1      | 82     | 5      | 6      | 5      | 12     | 33     | 199    | 29     | 16      | 58      | 11      | 457   |                    |  |  |  |  |  |  |  |  |  |  |  |  |  |
| 530-545       | 6      | 84     | 2      | 9      | 11     | 6      | 23     | 164    | 26     | 23      | 68      | 10      | 432   |                    |  |  |  |  |  |  |  |  |  |  |  |  |  |
| 545-600       | 5      | 73     | 8      | 1      | 10     | 11     | 35     | 144    | 24     | 25      | 76      | 17      | 429   |                    |  |  |  |  |  |  |  |  |  |  |  |  |  |
| HOUR TOTALS   |        |        |        |        |        |        |        |        |        |         |         |         |       |                    |  |  |  |  |  |  |  |  |  |  |  |  |  |
| TIME          | 1 SBRT | 2 SBTH | 3 SBLT | 4 WBRT | 5 WBTH | 6 WBLT | 7 NBRT | 8 NBTH | 9 NBLT | 10 EBRT | 11 EBTH | 12 EBLT | TOTAL |                    |  |  |  |  |  |  |  |  |  |  |  |  |  |
| 400-500       | 9      | 323    | 7      | 8      | 27     | 51     | 93     | 662    | 75     | 86      | 138     | 36      | 1515  |                    |  |  |  |  |  |  |  |  |  |  |  |  |  |
| 415-515       | 8      | 351    | 7      | 5      | 30     | 49     | 103    | 725    | 76     | 84      | 156     | 36      | 1630  |                    |  |  |  |  |  |  |  |  |  |  |  |  |  |
| 430-530       | 6      | 368    | 11     | 9      | 30     | 49     | 119    | 760    | 89     | 79      | 179     | 39      | 1738  |                    |  |  |  |  |  |  |  |  |  |  |  |  |  |
| 445-545       | 8      | 356    | 9      | 17     | 33     | 43     | 113    | 741    | 91     | 76      | 210     | 41      | 1738  |                    |  |  |  |  |  |  |  |  |  |  |  |  |  |
| 500-600       | 13     | 335    | 17     | 17     | 38     | 44     | 126    | 710    | 99     | 84      | 250     | 49      | 1782  |                    |  |  |  |  |  |  |  |  |  |  |  |  |  |

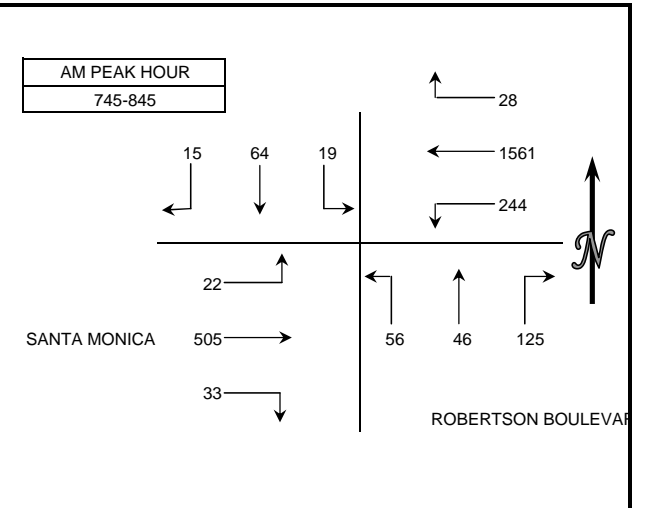




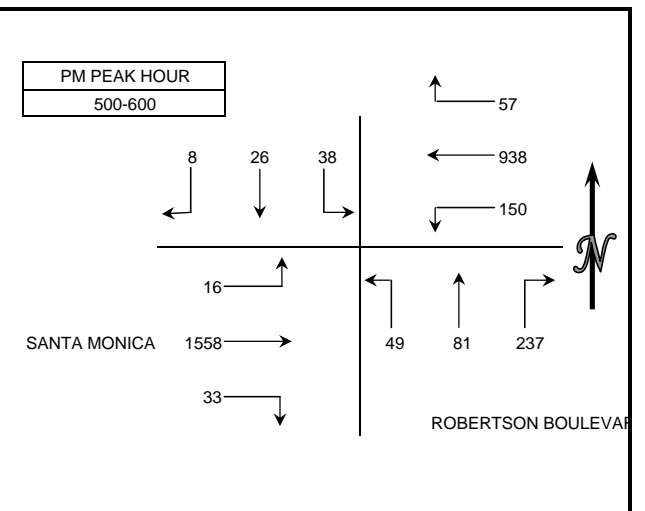
## INTERSECTION TURNING MOVEMENT COUNT SUMMARY

CLIENT: FEHR AND PEERS  
 PROJECT: WESTSIDE EXTENSION TRANSIT CORRIDOR COUNT PROGRAM  
 DATE: THURSDAY APRIL 30, 2009  
 PERIODS: 7:00 AM TO 9:00 AM AND 4:00 PM TO 6:00 PM  
 INTERSECTION: N/S ROBERTSON BOULEVARD  
 E/W SANTA MONICA BOULEVARD  
 CITY: WEST HOLLYWOOD

| 15 MIN COUNTS |        |        |        |        |        |        |        |        |        |         |         |         |       | 7:00 AM TO 9:00 AM |  |  |  |  |  |  |  |  |  |  |  |  |  |
|---------------|--------|--------|--------|--------|--------|--------|--------|--------|--------|---------|---------|---------|-------|--------------------|--|--|--|--|--|--|--|--|--|--|--|--|--|
| PERIOD        | 1 SBRT | 2 SBTH | 3 SBLT | 4 WBRT | 5 WBTH | 6 WBLT | 7 NBRT | 8 NBTH | 9 NBLT | 10 EBRT | 11 EBTH | 12 EBLT | TOTAL |                    |  |  |  |  |  |  |  |  |  |  |  |  |  |
| 700-715       | 2      | 7      | 2      | 6      | 289    | 43     | 20     | 7      | 3      | 10      | 85      | 4       | 478   |                    |  |  |  |  |  |  |  |  |  |  |  |  |  |
| 715-730       | 2      | 11     | 2      | 8      | 339    | 52     | 24     | 17     | 7      | 6       | 98      | 5       | 571   |                    |  |  |  |  |  |  |  |  |  |  |  |  |  |
| 730-745       | 3      | 13     | 4      | 17     | 378    | 52     | 18     | 9      | 9      | 5       | 112     | 4       | 624   |                    |  |  |  |  |  |  |  |  |  |  |  |  |  |
| 745-800       | 10     | 10     | 1      | 6      | 404    | 55     | 27     | 11     | 14     | 9       | 137     | 5       | 689   |                    |  |  |  |  |  |  |  |  |  |  |  |  |  |
| 800-815       | 1      | 14     | 5      | 5      | 370    | 61     | 27     | 12     | 13     | 7       | 135     | 6       | 656   |                    |  |  |  |  |  |  |  |  |  |  |  |  |  |
| 815-830       | 1      | 17     | 7      | 6      | 382    | 65     | 27     | 8      | 11     | 7       | 104     | 7       | 642   |                    |  |  |  |  |  |  |  |  |  |  |  |  |  |
| 830-845       | 3      | 23     | 6      | 11     | 405    | 63     | 44     | 15     | 18     | 10      | 129     | 4       | 731   |                    |  |  |  |  |  |  |  |  |  |  |  |  |  |
| 845-900       | 3      | 22     | 3      | 9      | 367    | 46     | 33     | 11     | 17     | 6       | 109     | 5       | 631   |                    |  |  |  |  |  |  |  |  |  |  |  |  |  |
| HOUR TOTALS   |        |        |        |        |        |        |        |        |        |         |         |         |       |                    |  |  |  |  |  |  |  |  |  |  |  |  |  |
| TIME          | 1 SBRT | 2 SBTH | 3 SBLT | 4 WBRT | 5 WBTH | 6 WBLT | 7 NBRT | 8 NBTH | 9 NBLT | 10 EBRT | 11 EBTH | 12 EBLT | TOTAL |                    |  |  |  |  |  |  |  |  |  |  |  |  |  |
| 700-800       | 17     | 41     | 9      | 37     | 1410   | 202    | 89     | 44     | 33     | 30      | 432     | 18      | 2362  |                    |  |  |  |  |  |  |  |  |  |  |  |  |  |
| 715-815       | 16     | 48     | 12     | 36     | 1491   | 220    | 96     | 49     | 43     | 27      | 482     | 20      | 2540  |                    |  |  |  |  |  |  |  |  |  |  |  |  |  |
| 730-830       | 15     | 54     | 17     | 34     | 1534   | 233    | 99     | 40     | 47     | 28      | 488     | 22      | 2611  |                    |  |  |  |  |  |  |  |  |  |  |  |  |  |
| 745-845       | 15     | 64     | 19     | 28     | 1561   | 244    | 125    | 46     | 56     | 33      | 505     | 22      | 2718  |                    |  |  |  |  |  |  |  |  |  |  |  |  |  |
| 800-900       | 8      | 76     | 21     | 31     | 1524   | 235    | 131    | 46     | 59     | 30      | 477     | 22      | 2660  |                    |  |  |  |  |  |  |  |  |  |  |  |  |  |



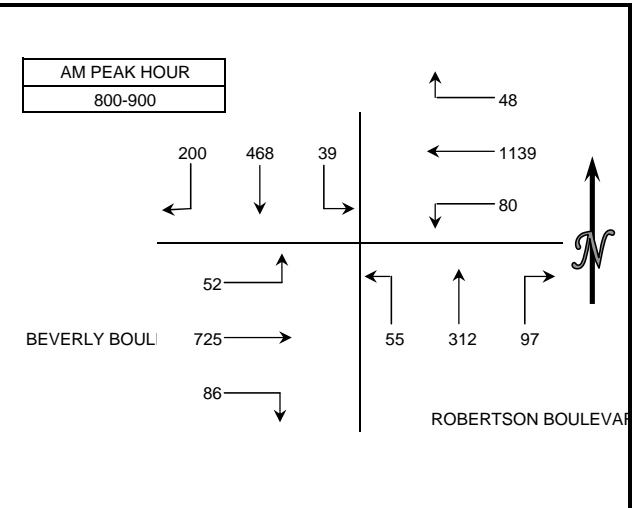
| 15 MIN COUNTS |        |        |        |        |        |        |        |        |        |         |         |         |       | 4:00 PM TO 6:00 PM |  |  |  |  |  |  |  |  |  |  |  |  |  |
|---------------|--------|--------|--------|--------|--------|--------|--------|--------|--------|---------|---------|---------|-------|--------------------|--|--|--|--|--|--|--|--|--|--|--|--|--|
| PERIOD        | 1 SBRT | 2 SBTH | 3 SBLT | 4 WBRT | 5 WBTH | 6 WBLT | 7 NBRT | 8 NBTH | 9 NBLT | 10 EBRT | 11 EBTH | 12 EBLT | TOTAL |                    |  |  |  |  |  |  |  |  |  |  |  |  |  |
| 400-415       | 0      | 5      | 15     | 5      | 214    | 46     | 58     | 19     | 13     | 11      | 379     | 3       | 768   |                    |  |  |  |  |  |  |  |  |  |  |  |  |  |
| 415-430       | 5      | 16     | 8      | 4      | 243    | 36     | 71     | 21     | 10     | 11      | 368     | 1       | 794   |                    |  |  |  |  |  |  |  |  |  |  |  |  |  |
| 430-445       | 2      | 10     | 6      | 4      | 240    | 40     | 56     | 15     | 12     | 8       | 352     | 2       | 747   |                    |  |  |  |  |  |  |  |  |  |  |  |  |  |
| 445-500       | 2      | 11     | 3      | 4      | 233    | 36     | 63     | 10     | 17     | 10      | 371     | 5       | 765   |                    |  |  |  |  |  |  |  |  |  |  |  |  |  |
| 500-515       | 0      | 4      | 9      | 24     | 248    | 30     | 65     | 26     | 8      | 3       | 365     | 4       | 786   |                    |  |  |  |  |  |  |  |  |  |  |  |  |  |
| 515-530       | 1      | 5      | 11     | 8      | 231    | 38     | 49     | 21     | 14     | 10      | 377     | 2       | 767   |                    |  |  |  |  |  |  |  |  |  |  |  |  |  |
| 530-545       | 4      | 11     | 14     | 16     | 251    | 40     | 66     | 16     | 8      | 13      | 405     | 6       | 850   |                    |  |  |  |  |  |  |  |  |  |  |  |  |  |
| 545-600       | 3      | 6      | 4      | 9      | 208    | 42     | 57     | 18     | 19     | 7       | 411     | 4       | 788   |                    |  |  |  |  |  |  |  |  |  |  |  |  |  |
| HOUR TOTALS   |        |        |        |        |        |        |        |        |        |         |         |         |       |                    |  |  |  |  |  |  |  |  |  |  |  |  |  |
| TIME          | 1 SBRT | 2 SBTH | 3 SBLT | 4 WBRT | 5 WBTH | 6 WBLT | 7 NBRT | 8 NBTH | 9 NBLT | 10 EBRT | 11 EBTH | 12 EBLT | TOTAL |                    |  |  |  |  |  |  |  |  |  |  |  |  |  |
| 400-500       | 9      | 42     | 32     | 17     | 930    | 158    | 248    | 65     | 52     | 40      | 1470    | 11      | 3074  |                    |  |  |  |  |  |  |  |  |  |  |  |  |  |
| 415-515       | 9      | 41     | 26     | 36     | 964    | 142    | 255    | 72     | 47     | 32      | 1456    | 12      | 3092  |                    |  |  |  |  |  |  |  |  |  |  |  |  |  |
| 430-530       | 5      | 30     | 29     | 40     | 952    | 144    | 233    | 72     | 51     | 31      | 1465    | 13      | 3065  |                    |  |  |  |  |  |  |  |  |  |  |  |  |  |
| 445-545       | 7      | 31     | 37     | 52     | 963    | 144    | 243    | 73     | 47     | 36      | 1518    | 17      | 3168  |                    |  |  |  |  |  |  |  |  |  |  |  |  |  |
| 500-600       | 8      | 26     | 38     | 57     | 938    | 150    | 237    | 81     | 49     | 33      | 1558    | 16      | 3191  |                    |  |  |  |  |  |  |  |  |  |  |  |  |  |



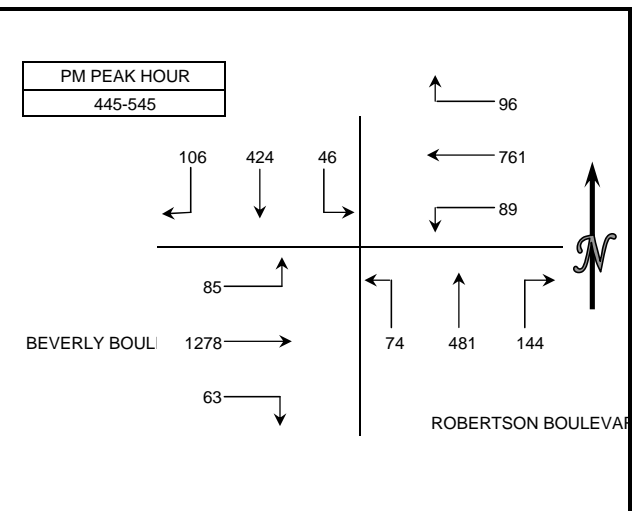
## INTERSECTION TURNING MOVEMENT COUNT SUMMARY

CLIENT: FEHR AND PEERS  
 PROJECT: WESTSIDE EXTENSION TRANSIT CORRIDOR COUNT PROGRAM  
 DATE: THURSDAY MAY 28, 2009  
 PERIODS: 7:00 AM TO 9:00 AM AND 4:00 PM TO 6:00 PM  
 INTERSECTION: N/S ROBERTSON BOULEVARD  
 E/W BEVERLY BOULEVARD  
 CITY: LOS ANGELES

| 15 MIN COUNTS      |           |           |           |           |           |           |           |           |           |            |            |            |       |
|--------------------|-----------|-----------|-----------|-----------|-----------|-----------|-----------|-----------|-----------|------------|------------|------------|-------|
| 7:00 AM TO 9:00 AM |           |           |           |           |           |           |           |           |           |            |            |            |       |
| PERIOD             | 1<br>SBRT | 2<br>SBTH | 3<br>SBLT | 4<br>WBRT | 5<br>WBTH | 6<br>WBLT | 7<br>NBRT | 8<br>NBTH | 9<br>NBLT | 10<br>EBRT | 11<br>EBTH | 12<br>EBLT | TOTAL |
| 700-715            | 16        | 68        | 18        | 2         | 177       | 4         | 11        | 36        | 14        | 16         | 91         | 6          | 459   |
| 715-730            | 24        | 82        | 4         | 5         | 238       | 16        | 19        | 49        | 16        | 19         | 115        | 3          | 590   |
| 730-745            | 42        | 100       | 9         | 8         | 250       | 15        | 20        | 54        | 16        | 21         | 139        | 10         | 684   |
| 745-800            | 50        | 110       | 6         | 9         | 254       | 18        | 31        | 61        | 17        | 17         | 167        | 7          | 747   |
| 800-815            | 50        | 120       | 5         | 6         | 269       | 14        | 23        | 70        | 14        | 18         | 160        | 5          | 754   |
| 815-830            | 33        | 105       | 10        | 12        | 272       | 19        | 21        | 69        | 15        | 17         | 189        | 8          | 770   |
| 830-845            | 60        | 136       | 11        | 13        | 288       | 25        | 30        | 81        | 10        | 28         | 178        | 20         | 880   |
| 845-900            | 57        | 107       | 13        | 17        | 310       | 22        | 23        | 92        | 16        | 23         | 198        | 19         | 897   |
| HOOR TOTALS        |           |           |           |           |           |           |           |           |           |            |            |            |       |
| TIME               | 1<br>SBRT | 2<br>SBTH | 3<br>SBLT | 4<br>WBRT | 5<br>WBTH | 6<br>WBLT | 7<br>NBRT | 8<br>NBTH | 9<br>NBLT | 10<br>EBRT | 11<br>EBTH | 12<br>EBLT | TOTAL |
| 700-800            | 132       | 360       | 37        | 24        | 919       | 53        | 81        | 200       | 63        | 73         | 512        | 26         | 2480  |
| 715-815            | 166       | 412       | 24        | 28        | 1011      | 63        | 93        | 234       | 63        | 75         | 581        | 25         | 2775  |
| 730-830            | 175       | 435       | 30        | 35        | 1045      | 66        | 95        | 254       | 62        | 73         | 655        | 30         | 2955  |
| 745-845            | 193       | 471       | 32        | 40        | 1083      | 76        | 105       | 281       | 56        | 80         | 694        | 40         | 3151  |
| 800-900            | 200       | 468       | 39        | 48        | 1139      | 80        | 97        | 312       | 55        | 86         | 725        | 52         | 3301  |



| 15 MIN COUNTS      |           |           |           |           |           |           |           |           |           |            |            |            |       |
|--------------------|-----------|-----------|-----------|-----------|-----------|-----------|-----------|-----------|-----------|------------|------------|------------|-------|
| 4:00 PM TO 6:00 PM |           |           |           |           |           |           |           |           |           |            |            |            |       |
| PERIOD             | 1<br>SBRT | 2<br>SBTH | 3<br>SBLT | 4<br>WBRT | 5<br>WBTH | 6<br>WBLT | 7<br>NBRT | 8<br>NBTH | 9<br>NBLT | 10<br>EBRT | 11<br>EBTH | 12<br>EBLT | TOTAL |
| 400-415            | 17        | 105       | 4         | 19        | 139       | 11        | 21        | 51        | 17        | 15         | 268        | 9          | 676   |
| 415-430            | 20        | 94        | 8         | 16        | 127       | 12        | 30        | 104       | 19        | 22         | 288        | 15         | 755   |
| 430-445            | 19        | 101       | 6         | 18        | 152       | 18        | 38        | 107       | 20        | 19         | 304        | 14         | 816   |
| 445-500            | 23        | 88        | 11        | 29        | 175       | 25        | 40        | 121       | 24        | 16         | 312        | 21         | 885   |
| 500-515            | 37        | 104       | 18        | 20        | 205       | 28        | 34        | 112       | 21        | 9          | 321        | 17         | 926   |
| 515-530            | 23        | 105       | 11        | 21        | 171       | 18        | 40        | 126       | 17        | 12         | 317        | 22         | 883   |
| 530-545            | 23        | 127       | 6         | 26        | 210       | 18        | 30        | 122       | 12        | 26         | 328        | 25         | 953   |
| 545-600            | 27        | 94        | 23        | 18        | 159       | 20        | 19        | 39        | 9         | 6          | 194        | 7          | 615   |
| HOOR TOTALS        |           |           |           |           |           |           |           |           |           |            |            |            |       |
| TIME               | 1<br>SBRT | 2<br>SBTH | 3<br>SBLT | 4<br>WBRT | 5<br>WBTH | 6<br>WBLT | 7<br>NBRT | 8<br>NBTH | 9<br>NBLT | 10<br>EBRT | 11<br>EBTH | 12<br>EBLT | TOTAL |
| 400-500            | 79        | 388       | 29        | 82        | 593       | 66        | 129       | 383       | 80        | 72         | 1172       | 59         | 3132  |
| 415-515            | 99        | 387       | 43        | 83        | 659       | 83        | 142       | 444       | 84        | 66         | 1225       | 67         | 3382  |
| 430-530            | 102       | 398       | 46        | 88        | 703       | 89        | 152       | 466       | 82        | 56         | 1254       | 74         | 3510  |
| 445-545            | 106       | 424       | 46        | 96        | 761       | 89        | 144       | 481       | 74        | 63         | 1278       | 85         | 3647  |
| 500-600            | 110       | 430       | 58        | 85        | 745       | 84        | 123       | 399       | 59        | 53         | 1160       | 71         | 3377  |



5-LEG INTERSECTION TURNING MOVEMENT COUNT SUMMARY

CLIENT: FEHR AND PEERS  
 PROJECT: WESTSIDE EXTENSION TRANSIT CORRIDOR COUNT PROGRAM  
 DATE: TUESDAY MAY 19, 2009  
 PERIOD: 7:00 A.M. TO 9:00 A.M.  
 INTERSECTION: N/S DOHENY DRIVE  
 E/W MELROSE AVENUE/SANTA MONICA BOULEVARD  
 WEST HOLLYWOOD

| 15 MIN COUNTS |                 |     |    |     |                           |      |     |   |   |                   |   |   |    |                 |     |    |    |                           |     |    |   |        |
|---------------|-----------------|-----|----|-----|---------------------------|------|-----|---|---|-------------------|---|---|----|-----------------|-----|----|----|---------------------------|-----|----|---|--------|
|               | SB DOHENY DRIVE |     |    |     | WB SANTA MONICA BOULEVARD |      |     |   |   | WB MELROSE AVENUE |   |   |    | NB DOHENY DRIVE |     |    |    | EB SANTA MONICA BOULEVARD |     |    |   |        |
| PERIOD        | A               | B   | C  | D   | E                         | F    | G   | H | I | J                 |   |   | K  | L               | M   | N  | O  | P                         | Q   | R  | S | TOTALS |
| 700-715       | 34              | 33  | 3  | 6   | 3                         | 265  | 18  | 0 | 1 | 0                 | 0 | 0 | 2  | 6               | 40  | 4  | 2  | 25                        | 51  | 8  | 2 | 503    |
| 715-730       | 33              | 37  | 13 | 7   | 2                         | 304  | 24  | 0 | 0 | 1                 | 0 | 0 | 4  | 5               | 51  | 9  | 4  | 36                        | 84  | 7  | 0 | 621    |
| 730-745       | 29              | 69  | 6  | 10  | 3                         | 362  | 32  | 0 | 0 | 2                 | 0 | 0 | 3  | 11              | 56  | 5  | 6  | 32                        | 69  | 12 | 0 | 707    |
| 745-800       | 19              | 50  | 7  | 11  | 7                         | 379  | 30  | 0 | 0 | 5                 | 0 | 0 | 3  | 15              | 61  | 9  | 18 | 45                        | 95  | 14 | 0 | 768    |
| 800-815       | 34              | 71  | 18 | 28  | 9                         | 392  | 47  | 0 | 0 | 4                 | 0 | 0 | 6  | 11              | 76  | 6  | 11 | 69                        | 102 | 10 | 0 | 894    |
| 815-830       | 17              | 90  | 10 | 26  | 3                         | 382  | 26  | 0 | 0 | 3                 | 0 | 0 | 4  | 5               | 54  | 5  | 8  | 46                        | 125 | 18 | 0 | 822    |
| 830-845       | 23              | 59  | 12 | 18  | 5                         | 339  | 26  | 0 | 0 | 4                 | 0 | 0 | 10 | 9               | 89  | 9  | 17 | 63                        | 133 | 12 | 0 | 828    |
| 845-900       | 28              | 64  | 13 | 34  | 13                        | 305  | 23  | 1 | 0 | 3                 | 0 | 0 | 10 | 11              | 81  | 7  | 11 | 65                        | 125 | 15 | 0 | 809    |
| HOUR TOTALS   |                 |     |    |     |                           |      |     |   |   |                   |   |   |    |                 |     |    |    |                           |     |    |   |        |
|               | SB DOHENY DRIVE |     |    |     | WB SANTA MONICA BOULEVARD |      |     |   |   | WB MELROSE AVENUE |   |   |    | NB DOHENY DRIVE |     |    |    | EB SANTA MONICA BOULEVARD |     |    |   |        |
| PERIOD        | A               | B   | C  | D   | E                         | F    | G   | H | I | J                 |   |   | K  | L               | M   | N  | O  | P                         | Q   | R  | S | TOTALS |
| 700-800       | 115             | 189 | 29 | 34  | 15                        | 1310 | 104 | 0 | 1 | 8                 | 0 | 0 | 12 | 37              | 208 | 27 | 30 | 138                       | 299 | 41 | 2 | 2599   |
| 715-815       | 115             | 227 | 44 | 56  | 21                        | 1437 | 133 | 0 | 0 | 12                | 0 | 0 | 16 | 42              | 244 | 29 | 39 | 182                       | 350 | 43 | 0 | 2990   |
| 730-830       | 99              | 280 | 41 | 75  | 22                        | 1515 | 135 | 0 | 0 | 14                | 0 | 0 | 16 | 42              | 247 | 25 | 43 | 192                       | 391 | 54 | 0 | 3191   |
| 745-845       | 93              | 270 | 47 | 83  | 24                        | 1492 | 129 | 0 | 0 | 16                | 0 | 0 | 23 | 40              | 280 | 29 | 54 | 223                       | 455 | 54 | 0 | 3312   |
| 800-900       | 102             | 284 | 53 | 106 | 30                        | 1418 | 122 | 1 | 0 | 14                | 0 | 0 | 30 | 36              | 300 | 27 | 47 | 243                       | 485 | 55 | 0 | 3353   |

5-LEG INTERSECTION TURNING MOVEMENT COUNT SUMMARY

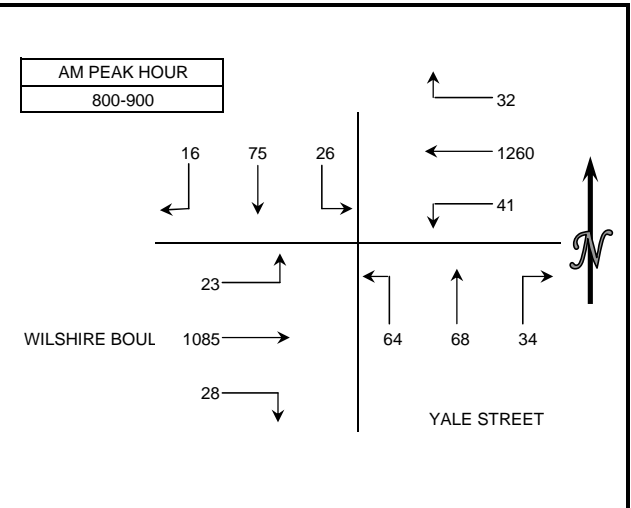
CLIENT: FEHR AND PEERS  
 PROJECT: WESTSIDE EXTENSION TRANSIT CORRIDOR COUNT PROGRAM  
 DATE: TUESDAY MAY 19, 2009  
 PERIOD: 4:00 PM TO 6:00 PM  
 INTERSECTION: N/S DOHENY DRIVE  
 E/W MELROSE/SANTA MONICA BOULEVARD  
 WEST HOLLYWOOD

| 15 MIN COUNTS |                 |     |     |     |                           |     |     |   |   |                   |   |   |                 |     |     |    |                           |     |      |     |   |        |
|---------------|-----------------|-----|-----|-----|---------------------------|-----|-----|---|---|-------------------|---|---|-----------------|-----|-----|----|---------------------------|-----|------|-----|---|--------|
|               | SB DOHENY DRIVE |     |     |     | WB SANTA MONICA BOULEVARD |     |     |   |   | WB MELROSE AVENUE |   |   | NB DOHENY DRIVE |     |     |    | EB SANTA MONICA BOULEVARD |     |      |     |   |        |
| PERIOD        | A               | B   | C   | D   | E                         | F   | G   | H | I | J                 |   |   | K               | L   | M   | N  | O                         | P   | Q    | R   | S | TOTALS |
| 400-415       | 22              | 108 | 44  | 26  | 15                        | 231 | 26  | 0 | 0 | 7                 | 0 | 0 | 17              | 25  | 73  | 9  | 11                        | 73  | 230  | 18  | 1 | 936    |
| 415-430       | 23              | 96  | 24  | 30  | 12                        | 207 | 20  | 0 | 0 | 5                 | 0 | 0 | 23              | 36  | 88  | 8  | 3                         | 73  | 261  | 21  | 0 | 930    |
| 430-445       | 25              | 103 | 37  | 48  | 7                         | 243 | 27  | 1 | 0 | 18                | 0 | 0 | 13              | 22  | 86  | 7  | 6                         | 66  | 306  | 12  | 0 | 1027   |
| 445-500       | 22              | 87  | 24  | 30  | 5                         | 226 | 31  | 0 | 1 | 11                | 0 | 0 | 12              | 26  | 84  | 9  | 13                        | 59  | 280  | 13  | 0 | 933    |
| 500-515       | 30              | 114 | 30  | 43  | 12                        | 241 | 31  | 0 | 0 | 17                | 0 | 0 | 15              | 19  | 99  | 16 | 20                        | 79  | 319  | 22  | 0 | 1107   |
| 515-530       | 27              | 94  | 21  | 22  | 5                         | 232 | 25  | 0 | 0 | 4                 | 0 | 0 | 6               | 29  | 79  | 4  | 11                        | 50  | 277  | 33  | 0 | 919    |
| 530-545       | 26              | 103 | 34  | 31  | 6                         | 259 | 20  | 0 | 1 | 10                | 0 | 0 | 20              | 25  | 47  | 2  | 7                         | 70  | 267  | 42  | 0 | 970    |
| 545-600       | 21              | 83  | 23  | 35  | 7                         | 255 | 17  | 0 | 0 | 6                 | 0 | 0 | 8               | 18  | 98  | 10 | 9                         | 66  | 308  | 26  | 0 | 990    |
| HOUR TOTALS   |                 |     |     |     |                           |     |     |   |   |                   |   |   |                 |     |     |    |                           |     |      |     |   |        |
|               | SB DOHENY DRIVE |     |     |     | WB SANTA MONICA BOULEVARD |     |     |   |   | WB MELROSE AVENUE |   |   | NB DOHENY DRIVE |     |     |    | EB SANTA MONICA BOULEVARD |     |      |     |   |        |
| PERIOD        | A               | B   | C   | D   | E                         | F   | G   | H | I | J                 |   |   | K               | L   | M   | N  | O                         | P   | Q    | R   | S | TOTALS |
| 400-500       | 92              | 394 | 129 | 134 | 39                        | 907 | 104 | 1 | 1 | 41                | 0 | 0 | 65              | 109 | 331 | 33 | 33                        | 271 | 1077 | 64  | 1 | 3826   |
| 415-515       | 100             | 400 | 115 | 151 | 36                        | 917 | 109 | 1 | 1 | 51                | 0 | 0 | 63              | 103 | 357 | 40 | 42                        | 277 | 1166 | 68  | 0 | 3997   |
| 430-530       | 104             | 398 | 112 | 143 | 29                        | 942 | 114 | 1 | 1 | 50                | 0 | 0 | 46              | 96  | 348 | 36 | 50                        | 254 | 1182 | 80  | 0 | 3986   |
| 445-545       | 105             | 398 | 109 | 126 | 28                        | 958 | 107 | 0 | 2 | 42                | 0 | 0 | 53              | 99  | 309 | 31 | 51                        | 258 | 1143 | 110 | 0 | 3929   |
| 500-600       | 104             | 394 | 108 | 131 | 30                        | 987 | 93  | 0 | 1 | 37                | 0 | 0 | 49              | 91  | 323 | 32 | 47                        | 265 | 1171 | 123 | 0 | 3986   |

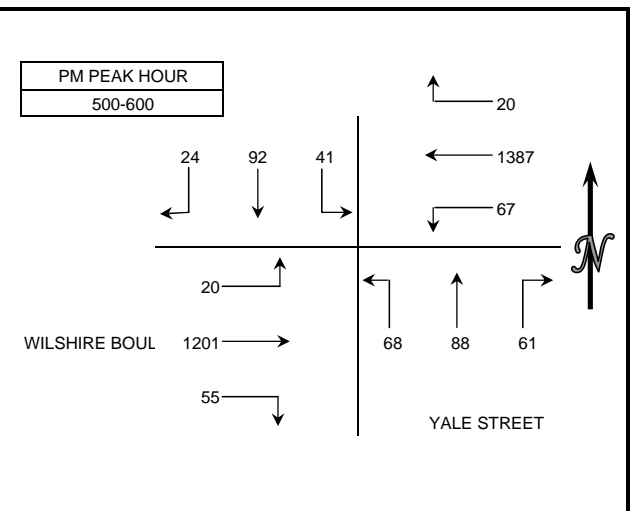
## INTERSECTION TURNING MOVEMENT COUNT SUMMARY

CLIENT: FEHR AND PEERS  
 PROJECT: WESTSIDE EXTENSION TRANSIT CORRIDOR COUNT PROGRAM  
 DATE: TUESDAY MAY 12, 2009  
 PERIODS: 7:00 AM TO 9:00 AM AND 4:00 PM TO 6:00 PM  
 INTERSECTION: N/S YALE STREET  
 E/W WILSHIRE BOULEVARD  
 CITY: SANTA MONICA

| 15 MIN COUNTS |           |           |           |           |           |           |           |           |           |            |            |            |       | 7:00 AM TO 9:00 AM |  |  |  |  |  |  |  |  |  |  |  |  |  |
|---------------|-----------|-----------|-----------|-----------|-----------|-----------|-----------|-----------|-----------|------------|------------|------------|-------|--------------------|--|--|--|--|--|--|--|--|--|--|--|--|--|
| PERIOD        | 1<br>SBRT | 2<br>SBTH | 3<br>SBLT | 4<br>WBRT | 5<br>WBTH | 6<br>WBLT | 7<br>NBRT | 8<br>NBTH | 9<br>NBLT | 10<br>EBRT | 11<br>EBTH | 12<br>EBLT | TOTAL |                    |  |  |  |  |  |  |  |  |  |  |  |  |  |
| 700-715       | 1         | 4         | 1         | 5         | 210       | 2         | 3         | 4         | 3         | 1          | 182        | 1          | 417   |                    |  |  |  |  |  |  |  |  |  |  |  |  |  |
| 715-730       | 2         | 5         | 4         | 5         | 213       | 6         | 11        | 8         | 7         | 4          | 191        | 3          | 459   |                    |  |  |  |  |  |  |  |  |  |  |  |  |  |
| 730-745       | 6         | 17        | 17        | 6         | 268       | 3         | 8         | 11        | 11        | 4          | 212        | 4          | 567   |                    |  |  |  |  |  |  |  |  |  |  |  |  |  |
| 745-800       | 8         | 23        | 7         | 5         | 305       | 10        | 10        | 16        | 12        | 5          | 260        | 6          | 667   |                    |  |  |  |  |  |  |  |  |  |  |  |  |  |
| 800-815       | 5         | 14        | 5         | 7         | 305       | 10        | 8         | 17        | 15        | 7          | 288        | 6          | 687   |                    |  |  |  |  |  |  |  |  |  |  |  |  |  |
| 815-830       | 5         | 16        | 10        | 7         | 302       | 8         | 6         | 28        | 8         | 9          | 251        | 5          | 655   |                    |  |  |  |  |  |  |  |  |  |  |  |  |  |
| 830-845       | 1         | 26        | 5         | 5         | 314       | 13        | 9         | 11        | 13        | 7          | 297        | 9          | 710   |                    |  |  |  |  |  |  |  |  |  |  |  |  |  |
| 845-900       | 5         | 19        | 6         | 13        | 339       | 10        | 11        | 12        | 28        | 5          | 249        | 3          | 700   |                    |  |  |  |  |  |  |  |  |  |  |  |  |  |
| HOUR TOTALS   |           |           |           |           |           |           |           |           |           |            |            |            |       |                    |  |  |  |  |  |  |  |  |  |  |  |  |  |
| TIME          | 1<br>SBRT | 2<br>SBTH | 3<br>SBLT | 4<br>WBRT | 5<br>WBTH | 6<br>WBLT | 7<br>NBRT | 8<br>NBTH | 9<br>NBLT | 10<br>EBRT | 11<br>EBTH | 12<br>EBLT | TOTAL |                    |  |  |  |  |  |  |  |  |  |  |  |  |  |
| 700-800       | 17        | 49        | 29        | 21        | 996       | 21        | 32        | 39        | 33        | 14         | 845        | 14         | 2110  |                    |  |  |  |  |  |  |  |  |  |  |  |  |  |
| 715-815       | 21        | 59        | 33        | 23        | 1091      | 29        | 37        | 52        | 45        | 20         | 951        | 19         | 2380  |                    |  |  |  |  |  |  |  |  |  |  |  |  |  |
| 730-830       | 24        | 70        | 39        | 25        | 1180      | 31        | 32        | 72        | 46        | 25         | 1011       | 21         | 2576  |                    |  |  |  |  |  |  |  |  |  |  |  |  |  |
| 745-845       | 19        | 79        | 27        | 24        | 1226      | 41        | 33        | 72        | 48        | 28         | 1096       | 26         | 2719  |                    |  |  |  |  |  |  |  |  |  |  |  |  |  |
| 800-900       | 16        | 75        | 26        | 32        | 1260      | 41        | 34        | 68        | 64        | 28         | 1085       | 23         | 2752  |                    |  |  |  |  |  |  |  |  |  |  |  |  |  |



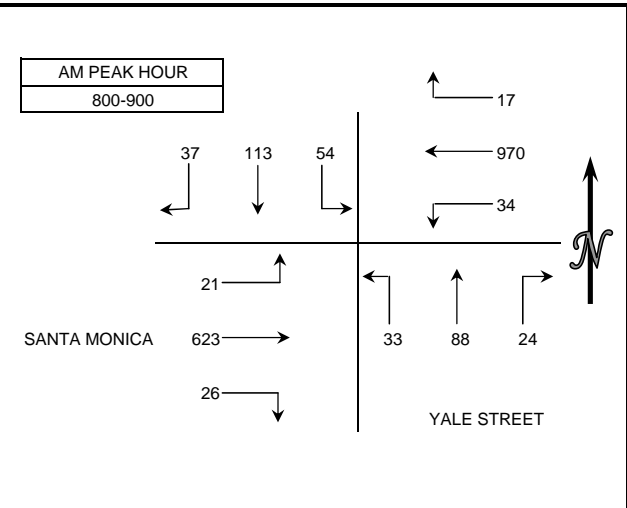
| 15 MIN COUNTS |           |           |           |           |           |           |           |           |           |            |            |            |       | 4:00 PM TO 6:00 PM |  |  |  |  |  |  |  |  |  |  |  |  |  |
|---------------|-----------|-----------|-----------|-----------|-----------|-----------|-----------|-----------|-----------|------------|------------|------------|-------|--------------------|--|--|--|--|--|--|--|--|--|--|--|--|--|
| PERIOD        | 1<br>SBRT | 2<br>SBTH | 3<br>SBLT | 4<br>WBRT | 5<br>WBTH | 6<br>WBLT | 7<br>NBRT | 8<br>NBTH | 9<br>NBLT | 10<br>EBRT | 11<br>EBTH | 12<br>EBLT | TOTAL |                    |  |  |  |  |  |  |  |  |  |  |  |  |  |
| 400-415       | 6         | 24        | 11        | 8         | 342       | 13        | 21        | 15        | 21        | 20         | 324        | 11         | 816   |                    |  |  |  |  |  |  |  |  |  |  |  |  |  |
| 415-430       | 14        | 29        | 11        | 11        | 300       | 19        | 16        | 18        | 20        | 20         | 317        | 8          | 783   |                    |  |  |  |  |  |  |  |  |  |  |  |  |  |
| 430-445       | 8         | 21        | 9         | 2         | 317       | 10        | 13        | 17        | 15        | 11         | 305        | 12         | 740   |                    |  |  |  |  |  |  |  |  |  |  |  |  |  |
| 445-500       | 6         | 22        | 7         | 10        | 306       | 18        | 21        | 14        | 11        | 16         | 313        | 5          | 749   |                    |  |  |  |  |  |  |  |  |  |  |  |  |  |
| 500-515       | 10        | 25        | 16        | 4         | 335       | 9         | 21        | 22        | 16        | 12         | 305        | 4          | 779   |                    |  |  |  |  |  |  |  |  |  |  |  |  |  |
| 515-530       | 2         | 19        | 8         | 8         | 345       | 27        | 16        | 19        | 20        | 16         | 317        | 5          | 802   |                    |  |  |  |  |  |  |  |  |  |  |  |  |  |
| 530-545       | 6         | 26        | 12        | 4         | 341       | 15        | 9         | 19        | 18        | 13         | 294        | 4          | 761   |                    |  |  |  |  |  |  |  |  |  |  |  |  |  |
| 545-600       | 6         | 22        | 5         | 4         | 366       | 16        | 15        | 28        | 14        | 14         | 285        | 7          | 782   |                    |  |  |  |  |  |  |  |  |  |  |  |  |  |
| HOUR TOTALS   |           |           |           |           |           |           |           |           |           |            |            |            |       |                    |  |  |  |  |  |  |  |  |  |  |  |  |  |
| TIME          | 1<br>SBRT | 2<br>SBTH | 3<br>SBLT | 4<br>WBRT | 5<br>WBTH | 6<br>WBLT | 7<br>NBRT | 8<br>NBTH | 9<br>NBLT | 10<br>EBRT | 11<br>EBTH | 12<br>EBLT | TOTAL |                    |  |  |  |  |  |  |  |  |  |  |  |  |  |
| 400-500       | 34        | 96        | 38        | 31        | 1265      | 60        | 71        | 64        | 67        | 67         | 1259       | 36         | 3088  |                    |  |  |  |  |  |  |  |  |  |  |  |  |  |
| 415-515       | 38        | 97        | 43        | 27        | 1258      | 56        | 71        | 71        | 62        | 59         | 1240       | 29         | 3051  |                    |  |  |  |  |  |  |  |  |  |  |  |  |  |
| 430-530       | 26        | 87        | 40        | 24        | 1303      | 64        | 71        | 72        | 62        | 55         | 1240       | 26         | 3070  |                    |  |  |  |  |  |  |  |  |  |  |  |  |  |
| 445-545       | 24        | 92        | 43        | 26        | 1327      | 69        | 67        | 74        | 65        | 57         | 1229       | 18         | 3091  |                    |  |  |  |  |  |  |  |  |  |  |  |  |  |
| 500-600       | 24        | 92        | 41        | 20        | 1387      | 67        | 61        | 88        | 68        | 55         | 1201       | 20         | 3124  |                    |  |  |  |  |  |  |  |  |  |  |  |  |  |



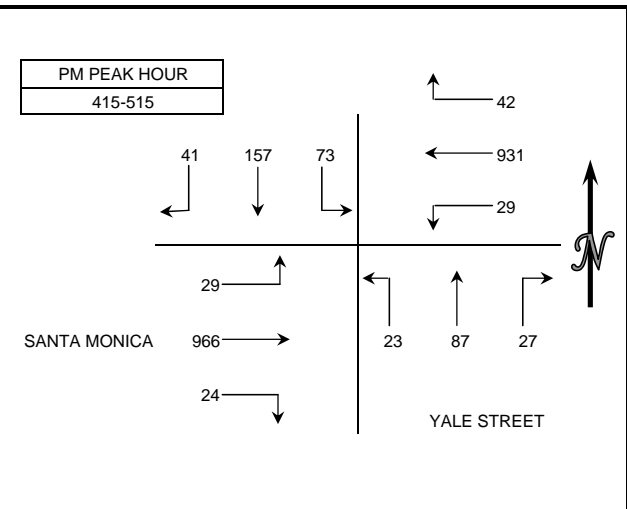
## INTERSECTION TURNING MOVEMENT COUNT SUMMARY

CLIENT: FEHR AND PEERS  
 PROJECT: WESTSIDE EXTENSION TRANSIT CORRIDOR COUNT PROGRAM  
 DATE: THURSDAY MAY 14, 2009  
 PERIODS: 7:00 AM TO 9:00 AM AND 4:00 PM TO 6:00 PM  
 INTERSECTION: N/S YALE STREET  
 E/W SANTA MONICA BOULEVARD  
 CITY: SANTA MONICA

| 15 MIN COUNTS |           |           |           |           |           |           |           |           |           |            |            |            | 7:00 AM TO 9:00 AM |
|---------------|-----------|-----------|-----------|-----------|-----------|-----------|-----------|-----------|-----------|------------|------------|------------|--------------------|
| PERIOD        | 1<br>SBRT | 2<br>SBTH | 3<br>SBLT | 4<br>WBRT | 5<br>WBTH | 6<br>WBLT | 7<br>NBRT | 8<br>NBTH | 9<br>NBLT | 10<br>EBRT | 11<br>EBTH | 12<br>EBLT | TOTAL              |
| 700-715       | 3         | 6         | 9         | 4         | 130       | 9         | 2         | 8         | 2         | 0          | 84         | 1          | 258                |
| 715-730       | 3         | 11        | 10        | 2         | 198       | 2         | 4         | 13        | 6         | 2          | 110        | 4          | 365                |
| 730-745       | 3         | 23        | 13        | 8         | 228       | 5         | 5         | 10        | 9         | 5          | 123        | 5          | 437                |
| 745-800       | 6         | 25        | 10        | 4         | 201       | 7         | 3         | 31        | 6         | 4          | 107        | 7          | 411                |
| 800-815       | 7         | 28        | 8         | 5         | 224       | 8         | 7         | 27        | 9         | 5          | 142        | 4          | 474                |
| 815-830       | 12        | 24        | 16        | 7         | 258       | 10        | 5         | 17        | 9         | 4          | 150        | 4          | 516                |
| 830-845       | 8         | 31        | 11        | 2         | 241       | 10        | 6         | 23        | 8         | 7          | 178        | 6          | 531                |
| 845-900       | 10        | 30        | 19        | 3         | 247       | 6         | 6         | 21        | 7         | 10         | 153        | 7          | 519                |
| HOUR TOTALS   |           |           |           |           |           |           |           |           |           |            |            |            |                    |
| TIME          | 1<br>SBRT | 2<br>SBTH | 3<br>SBLT | 4<br>WBRT | 5<br>WBTH | 6<br>WBLT | 7<br>NBRT | 8<br>NBTH | 9<br>NBLT | 10<br>EBRT | 11<br>EBTH | 12<br>EBLT | TOTAL              |
| 700-800       | 15        | 65        | 42        | 18        | 757       | 23        | 14        | 62        | 23        | 11         | 424        | 17         | 1471               |
| 715-815       | 19        | 87        | 41        | 19        | 851       | 22        | 19        | 81        | 30        | 16         | 482        | 20         | 1687               |
| 730-830       | 28        | 100       | 47        | 24        | 911       | 30        | 20        | 85        | 33        | 18         | 522        | 20         | 1838               |
| 745-845       | 33        | 108       | 45        | 18        | 924       | 35        | 21        | 98        | 32        | 20         | 577        | 21         | 1932               |
| 800-900       | 37        | 113       | 54        | 17        | 970       | 34        | 24        | 88        | 33        | 26         | 623        | 21         | 2040               |



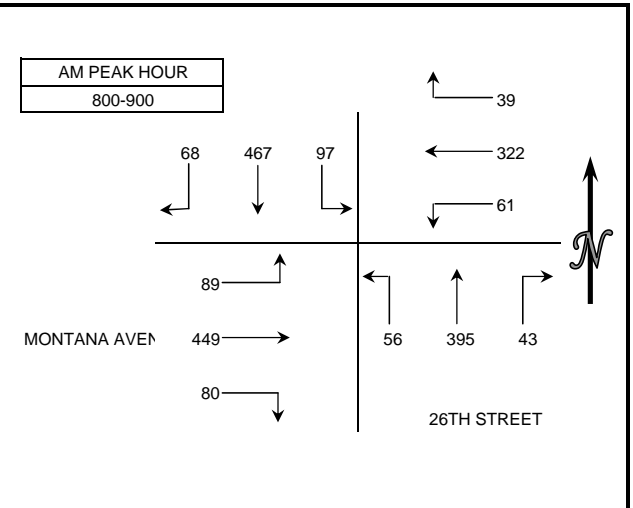
| 15 MIN COUNTS |           |           |           |           |           |           |           |           |           |            |            |            | 4:00 PM TO 6:00 PM |
|---------------|-----------|-----------|-----------|-----------|-----------|-----------|-----------|-----------|-----------|------------|------------|------------|--------------------|
| PERIOD        | 1<br>SBRT | 2<br>SBTH | 3<br>SBLT | 4<br>WBRT | 5<br>WBTH | 6<br>WBLT | 7<br>NBRT | 8<br>NBTH | 9<br>NBLT | 10<br>EBRT | 11<br>EBTH | 12<br>EBLT | TOTAL              |
| 400-415       | 10        | 20        | 17        | 4         | 245       | 7         | 9         | 17        | 4         | 6          | 256        | 12         | 607                |
| 415-430       | 12        | 36        | 17        | 13        | 230       | 4         | 9         | 20        | 7         | 4          | 232        | 6          | 590                |
| 430-445       | 8         | 36        | 16        | 8         | 232       | 6         | 5         | 20        | 6         | 11         | 265        | 6          | 619                |
| 445-500       | 11        | 37        | 20        | 14        | 217       | 9         | 4         | 24        | 4         | 6          | 206        | 8          | 560                |
| 500-515       | 10        | 48        | 20        | 7         | 252       | 10        | 9         | 23        | 6         | 3          | 263        | 9          | 660                |
| 515-530       | 5         | 46        | 20        | 5         | 208       | 9         | 12        | 22        | 1         | 9          | 234        | 8          | 579                |
| 530-545       | 8         | 30        | 10        | 5         | 215       | 11        | 4         | 26        | 1         | 2          | 244        | 5          | 561                |
| 545-600       | 5         | 28        | 15        | 6         | 225       | 5         | 12        | 31        | 2         | 7          | 261        | 3          | 600                |
| HOUR TOTALS   |           |           |           |           |           |           |           |           |           |            |            |            |                    |
| TIME          | 1<br>SBRT | 2<br>SBTH | 3<br>SBLT | 4<br>WBRT | 5<br>WBTH | 6<br>WBLT | 7<br>NBRT | 8<br>NBTH | 9<br>NBLT | 10<br>EBRT | 11<br>EBTH | 12<br>EBLT | TOTAL              |
| 400-500       | 41        | 129       | 70        | 39        | 924       | 26        | 27        | 81        | 21        | 27         | 959        | 32         | 2376               |
| 415-515       | 41        | 157       | 73        | 42        | 931       | 29        | 27        | 87        | 23        | 24         | 966        | 29         | 2429               |
| 430-530       | 34        | 167       | 76        | 34        | 909       | 34        | 30        | 89        | 17        | 29         | 968        | 31         | 2418               |
| 445-545       | 34        | 161       | 70        | 31        | 892       | 39        | 29        | 95        | 12        | 20         | 947        | 30         | 2360               |
| 500-600       | 28        | 152       | 65        | 23        | 900       | 35        | 37        | 102       | 10        | 21         | 1002       | 25         | 2400               |



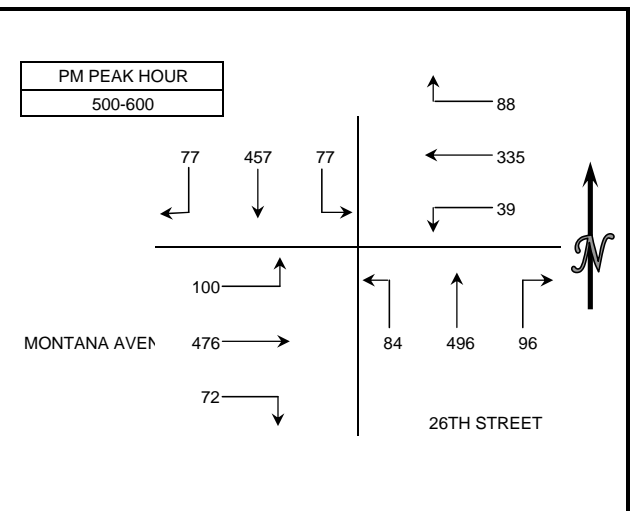
## INTERSECTION TURNING MOVEMENT COUNT SUMMARY

CLIENT: FEHR AND PEERS  
 PROJECT: WESTSIDE EXTENSION TRANSIT CORRIDOR COUNT PROGRAM  
 DATE: TUESDAY MAY 12, 2009  
 PERIODS: 7:00 AM TO 9:00 AM AND 4:00 PM TO 6:00 PM  
 INTERSECTION: N/S 26TH STREET  
 E/W MONTANA AVENUE  
 CITY: SANTA MONICA

| 15 MIN COUNTS |           |           |           |           |           |           |           |           |           |            |            |            |       | 7:00 AM TO 9:00 AM |  |  |  |  |  |  |  |  |  |  |  |  |  |
|---------------|-----------|-----------|-----------|-----------|-----------|-----------|-----------|-----------|-----------|------------|------------|------------|-------|--------------------|--|--|--|--|--|--|--|--|--|--|--|--|--|
| PERIOD        | 1<br>SBRT | 2<br>SBTH | 3<br>SBLT | 4<br>WBRT | 5<br>WBTH | 6<br>WBLT | 7<br>NBRT | 8<br>NBTH | 9<br>NBLT | 10<br>EBRT | 11<br>EBTH | 12<br>EBLT | TOTAL |                    |  |  |  |  |  |  |  |  |  |  |  |  |  |
| 700-715       | 12        | 51        | 6         | 11        | 31        | 0         | 3         | 78        | 12        | 11         | 51         | 11         | 277   |                    |  |  |  |  |  |  |  |  |  |  |  |  |  |
| 715-730       | 7         | 60        | 12        | 9         | 40        | 8         | 6         | 119       | 11        | 10         | 61         | 9          | 352   |                    |  |  |  |  |  |  |  |  |  |  |  |  |  |
| 730-745       | 15        | 129       | 15        | 10        | 45        | 12        | 5         | 114       | 14        | 13         | 93         | 11         | 476   |                    |  |  |  |  |  |  |  |  |  |  |  |  |  |
| 745-800       | 22        | 128       | 25        | 11        | 72        | 13        | 2         | 103       | 18        | 15         | 82         | 13         | 504   |                    |  |  |  |  |  |  |  |  |  |  |  |  |  |
| 800-815       | 26        | 122       | 17        | 16        | 81        | 8         | 9         | 125       | 13        | 18         | 119        | 15         | 569   |                    |  |  |  |  |  |  |  |  |  |  |  |  |  |
| 815-830       | 12        | 107       | 20        | 6         | 74        | 13        | 11        | 83        | 13        | 12         | 98         | 18         | 467   |                    |  |  |  |  |  |  |  |  |  |  |  |  |  |
| 830-845       | 11        | 125       | 20        | 9         | 80        | 20        | 15        | 99        | 14        | 34         | 100        | 28         | 555   |                    |  |  |  |  |  |  |  |  |  |  |  |  |  |
| 845-900       | 19        | 113       | 40        | 8         | 87        | 20        | 8         | 88        | 16        | 16         | 132        | 28         | 575   |                    |  |  |  |  |  |  |  |  |  |  |  |  |  |
| HOUR TOTALS   |           |           |           |           |           |           |           |           |           |            |            |            |       |                    |  |  |  |  |  |  |  |  |  |  |  |  |  |
| TIME          | 1<br>SBRT | 2<br>SBTH | 3<br>SBLT | 4<br>WBRT | 5<br>WBTH | 6<br>WBLT | 7<br>NBRT | 8<br>NBTH | 9<br>NBLT | 10<br>EBRT | 11<br>EBTH | 12<br>EBLT | TOTAL |                    |  |  |  |  |  |  |  |  |  |  |  |  |  |
| 700-800       | 56        | 368       | 58        | 41        | 188       | 33        | 16        | 414       | 55        | 49         | 287        | 44         | 1609  |                    |  |  |  |  |  |  |  |  |  |  |  |  |  |
| 715-815       | 70        | 439       | 69        | 46        | 238       | 41        | 22        | 461       | 56        | 56         | 355        | 48         | 1901  |                    |  |  |  |  |  |  |  |  |  |  |  |  |  |
| 730-830       | 75        | 486       | 77        | 43        | 272       | 46        | 27        | 425       | 58        | 58         | 392        | 57         | 2016  |                    |  |  |  |  |  |  |  |  |  |  |  |  |  |
| 745-845       | 71        | 482       | 82        | 42        | 307       | 54        | 37        | 410       | 58        | 79         | 399        | 74         | 2095  |                    |  |  |  |  |  |  |  |  |  |  |  |  |  |
| 800-900       | 68        | 467       | 97        | 39        | 322       | 61        | 43        | 395       | 56        | 80         | 449        | 89         | 2166  |                    |  |  |  |  |  |  |  |  |  |  |  |  |  |



| 15 MIN COUNTS |           |           |           |           |           |           |           |           |           |            |            |            |       | 4:00 PM TO 6:00 PM |  |  |  |  |  |  |  |  |  |  |  |  |  |
|---------------|-----------|-----------|-----------|-----------|-----------|-----------|-----------|-----------|-----------|------------|------------|------------|-------|--------------------|--|--|--|--|--|--|--|--|--|--|--|--|--|
| PERIOD        | 1<br>SBRT | 2<br>SBTH | 3<br>SBLT | 4<br>WBRT | 5<br>WBTH | 6<br>WBLT | 7<br>NBRT | 8<br>NBTH | 9<br>NBLT | 10<br>EBRT | 11<br>EBTH | 12<br>EBLT | TOTAL |                    |  |  |  |  |  |  |  |  |  |  |  |  |  |
| 400-415       | 14        | 109       | 14        | 15        | 78        | 19        | 28        | 103       | 24        | 14         | 121        | 21         | 560   |                    |  |  |  |  |  |  |  |  |  |  |  |  |  |
| 415-430       | 24        | 108       | 20        | 14        | 83        | 14        | 14        | 105       | 17        | 28         | 115        | 40         | 582   |                    |  |  |  |  |  |  |  |  |  |  |  |  |  |
| 430-445       | 21        | 92        | 13        | 18        | 78        | 5         | 18        | 120       | 16        | 22         | 118        | 33         | 554   |                    |  |  |  |  |  |  |  |  |  |  |  |  |  |
| 445-500       | 12        | 93        | 16        | 12        | 78        | 16        | 11        | 119       | 16        | 20         | 116        | 23         | 532   |                    |  |  |  |  |  |  |  |  |  |  |  |  |  |
| 500-515       | 18        | 118       | 20        | 21        | 90        | 14        | 15        | 120       | 12        | 18         | 131        | 21         | 598   |                    |  |  |  |  |  |  |  |  |  |  |  |  |  |
| 515-530       | 22        | 141       | 17        | 21        | 76        | 11        | 32        | 120       | 26        | 25         | 135        | 29         | 655   |                    |  |  |  |  |  |  |  |  |  |  |  |  |  |
| 530-545       | 26        | 112       | 21        | 23        | 87        | 5         | 27        | 126       | 29        | 16         | 111        | 27         | 610   |                    |  |  |  |  |  |  |  |  |  |  |  |  |  |
| 545-600       | 11        | 86        | 19        | 23        | 82        | 9         | 22        | 130       | 17        | 13         | 99         | 23         | 534   |                    |  |  |  |  |  |  |  |  |  |  |  |  |  |
| HOUR TOTALS   |           |           |           |           |           |           |           |           |           |            |            |            |       |                    |  |  |  |  |  |  |  |  |  |  |  |  |  |
| TIME          | 1<br>SBRT | 2<br>SBTH | 3<br>SBLT | 4<br>WBRT | 5<br>WBTH | 6<br>WBLT | 7<br>NBRT | 8<br>NBTH | 9<br>NBLT | 10<br>EBRT | 11<br>EBTH | 12<br>EBLT | TOTAL |                    |  |  |  |  |  |  |  |  |  |  |  |  |  |
| 400-500       | 71        | 402       | 63        | 59        | 317       | 54        | 71        | 447       | 73        | 84         | 470        | 117        | 2228  |                    |  |  |  |  |  |  |  |  |  |  |  |  |  |
| 415-515       | 75        | 411       | 69        | 65        | 329       | 49        | 58        | 464       | 61        | 88         | 480        | 117        | 2266  |                    |  |  |  |  |  |  |  |  |  |  |  |  |  |
| 430-530       | 73        | 444       | 66        | 72        | 322       | 46        | 76        | 479       | 70        | 85         | 500        | 106        | 2339  |                    |  |  |  |  |  |  |  |  |  |  |  |  |  |
| 445-545       | 78        | 464       | 74        | 77        | 331       | 46        | 85        | 485       | 83        | 79         | 493        | 100        | 2395  |                    |  |  |  |  |  |  |  |  |  |  |  |  |  |
| 500-600       | 77        | 457       | 77        | 88        | 335       | 39        | 96        | 496       | 84        | 72         | 476        | 100        | 2397  |                    |  |  |  |  |  |  |  |  |  |  |  |  |  |

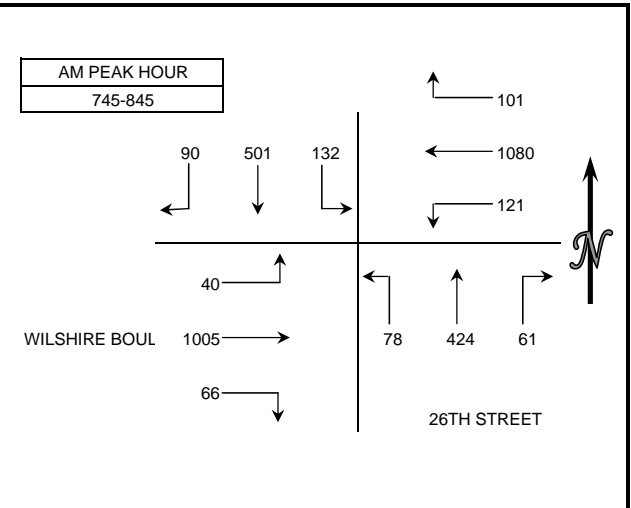




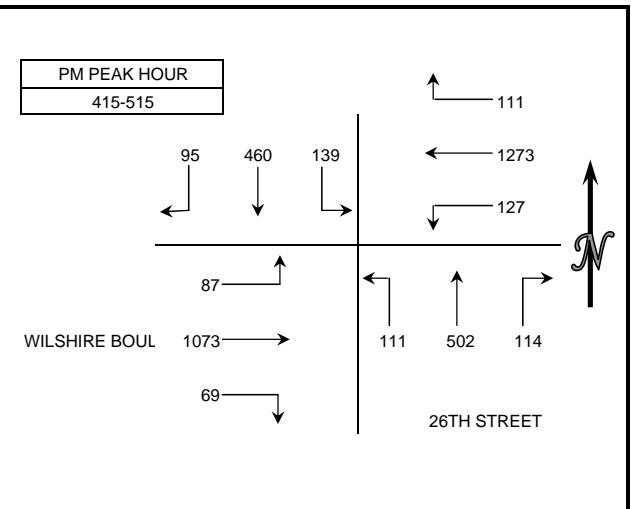
## INTERSECTION TURNING MOVEMENT COUNT SUMMARY

CLIENT: FEHR AND PEERS  
 PROJECT: WESTSIDE EXTENSION TRANSIT CORRIDOR COUNT PROGRAM  
 DATE: THURSDAY MAY 14, 2009  
 PERIODS: 7:00 AM TO 9:00 AM AND 4:00 PM TO 6:00 PM  
 INTERSECTION: N/S 26TH STREET  
 E/W WILSHIRE BOULEVARD  
 CITY: SANTA MONICA

| 15 MIN COUNTS |           |           |           |           |           |           |           |           |           |            |            |            |       | 7:00 AM TO 9:00 AM |  |  |  |  |  |  |  |  |  |  |  |  |  |
|---------------|-----------|-----------|-----------|-----------|-----------|-----------|-----------|-----------|-----------|------------|------------|------------|-------|--------------------|--|--|--|--|--|--|--|--|--|--|--|--|--|
| PERIOD        | 1<br>SBRT | 2<br>SBTH | 3<br>SBLT | 4<br>WBRT | 5<br>WBTH | 6<br>WBLT | 7<br>NBRT | 8<br>NBTH | 9<br>NBLT | 10<br>EBRT | 11<br>EBTH | 12<br>EBLT | TOTAL |                    |  |  |  |  |  |  |  |  |  |  |  |  |  |
| 700-715       | 11        | 55        | 17        | 13        | 155       | 10        | 7         | 74        | 12        | 8          | 133        | 7          | 502   |                    |  |  |  |  |  |  |  |  |  |  |  |  |  |
| 715-730       | 10        | 78        | 18        | 15        | 166       | 14        | 5         | 112       | 12        | 5          | 151        | 10         | 596   |                    |  |  |  |  |  |  |  |  |  |  |  |  |  |
| 730-745       | 12        | 121       | 35        | 20        | 231       | 23        | 14        | 114       | 12        | 15         | 208        | 13         | 818   |                    |  |  |  |  |  |  |  |  |  |  |  |  |  |
| 745-800       | 29        | 124       | 36        | 26        | 296       | 23        | 24        | 117       | 19        | 13         | 230        | 10         | 947   |                    |  |  |  |  |  |  |  |  |  |  |  |  |  |
| 800-815       | 16        | 146       | 35        | 25        | 271       | 19        | 13        | 107       | 21        | 20         | 231        | 14         | 918   |                    |  |  |  |  |  |  |  |  |  |  |  |  |  |
| 815-830       | 19        | 116       | 22        | 23        | 286       | 37        | 15        | 116       | 21        | 18         | 303        | 8          | 984   |                    |  |  |  |  |  |  |  |  |  |  |  |  |  |
| 830-845       | 26        | 115       | 39        | 27        | 227       | 42        | 9         | 84        | 17        | 15         | 241        | 8          | 850   |                    |  |  |  |  |  |  |  |  |  |  |  |  |  |
| 845-900       | 22        | 122       | 33        | 12        | 284       | 39        | 19        | 98        | 22        | 20         | 248        | 10         | 929   |                    |  |  |  |  |  |  |  |  |  |  |  |  |  |
| HOUR TOTALS   |           |           |           |           |           |           |           |           |           |            |            |            |       |                    |  |  |  |  |  |  |  |  |  |  |  |  |  |
| TIME          | 1<br>SBRT | 2<br>SBTH | 3<br>SBLT | 4<br>WBRT | 5<br>WBTH | 6<br>WBLT | 7<br>NBRT | 8<br>NBTH | 9<br>NBLT | 10<br>EBRT | 11<br>EBTH | 12<br>EBLT | TOTAL |                    |  |  |  |  |  |  |  |  |  |  |  |  |  |
| 700-800       | 62        | 378       | 106       | 74        | 848       | 70        | 50        | 417       | 55        | 41         | 722        | 40         | 2863  |                    |  |  |  |  |  |  |  |  |  |  |  |  |  |
| 715-815       | 67        | 469       | 124       | 86        | 964       | 79        | 56        | 450       | 64        | 53         | 820        | 47         | 3279  |                    |  |  |  |  |  |  |  |  |  |  |  |  |  |
| 730-830       | 76        | 507       | 128       | 94        | 1084      | 102       | 66        | 454       | 73        | 66         | 972        | 45         | 3667  |                    |  |  |  |  |  |  |  |  |  |  |  |  |  |
| 745-845       | 90        | 501       | 132       | 101       | 1080      | 121       | 61        | 424       | 78        | 66         | 1005       | 40         | 3699  |                    |  |  |  |  |  |  |  |  |  |  |  |  |  |
| 800-900       | 83        | 499       | 129       | 87        | 1068      | 137       | 56        | 405       | 81        | 73         | 1023       | 40         | 3681  |                    |  |  |  |  |  |  |  |  |  |  |  |  |  |



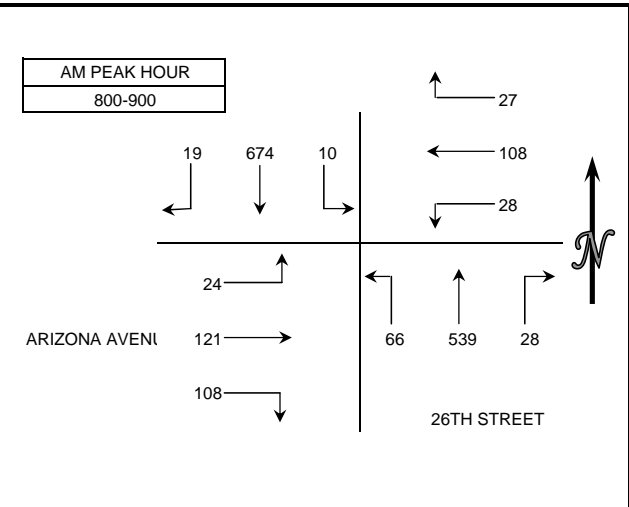
| 15 MIN COUNTS |           |           |           |           |           |           |           |           |           |            |            |            |       | 4:00 PM TO 6:00 PM |  |  |  |  |  |  |  |  |  |  |  |  |  |
|---------------|-----------|-----------|-----------|-----------|-----------|-----------|-----------|-----------|-----------|------------|------------|------------|-------|--------------------|--|--|--|--|--|--|--|--|--|--|--|--|--|
| PERIOD        | 1<br>SBRT | 2<br>SBTH | 3<br>SBLT | 4<br>WBRT | 5<br>WBTH | 6<br>WBLT | 7<br>NBRT | 8<br>NBTH | 9<br>NBLT | 10<br>EBRT | 11<br>EBTH | 12<br>EBLT | TOTAL |                    |  |  |  |  |  |  |  |  |  |  |  |  |  |
| 400-415       | 22        | 117       | 35        | 36        | 302       | 23        | 30        | 111       | 31        | 19         | 278        | 16         | 1020  |                    |  |  |  |  |  |  |  |  |  |  |  |  |  |
| 415-430       | 25        | 116       | 37        | 21        | 313       | 32        | 36        | 120       | 33        | 18         | 288        | 25         | 1064  |                    |  |  |  |  |  |  |  |  |  |  |  |  |  |
| 430-445       | 27        | 119       | 38        | 25        | 321       | 33        | 25        | 130       | 23        | 29         | 258        | 23         | 1051  |                    |  |  |  |  |  |  |  |  |  |  |  |  |  |
| 445-500       | 24        | 104       | 35        | 27        | 319       | 26        | 27        | 135       | 30        | 10         | 267        | 17         | 1021  |                    |  |  |  |  |  |  |  |  |  |  |  |  |  |
| 500-515       | 19        | 121       | 29        | 38        | 320       | 36        | 26        | 117       | 25        | 12         | 260        | 22         | 1025  |                    |  |  |  |  |  |  |  |  |  |  |  |  |  |
| 515-530       | 15        | 121       | 30        | 20        | 301       | 24        | 23        | 124       | 24        | 26         | 270        | 22         | 1000  |                    |  |  |  |  |  |  |  |  |  |  |  |  |  |
| 530-545       | 21        | 94        | 31        | 25        | 322       | 33        | 25        | 137       | 28        | 18         | 239        | 18         | 991   |                    |  |  |  |  |  |  |  |  |  |  |  |  |  |
| 545-600       | 16        | 93        | 43        | 25        | 341       | 28        | 25        | 138       | 16        | 14         | 247        | 21         | 1007  |                    |  |  |  |  |  |  |  |  |  |  |  |  |  |
| HOUR TOTALS   |           |           |           |           |           |           |           |           |           |            |            |            |       |                    |  |  |  |  |  |  |  |  |  |  |  |  |  |
| TIME          | 1<br>SBRT | 2<br>SBTH | 3<br>SBLT | 4<br>WBRT | 5<br>WBTH | 6<br>WBLT | 7<br>NBRT | 8<br>NBTH | 9<br>NBLT | 10<br>EBRT | 11<br>EBTH | 12<br>EBLT | TOTAL |                    |  |  |  |  |  |  |  |  |  |  |  |  |  |
| 400-500       | 98        | 456       | 145       | 109       | 1255      | 114       | 118       | 496       | 117       | 76         | 1091       | 81         | 4156  |                    |  |  |  |  |  |  |  |  |  |  |  |  |  |
| 415-515       | 95        | 460       | 139       | 111       | 1273      | 127       | 114       | 502       | 111       | 69         | 1073       | 87         | 4161  |                    |  |  |  |  |  |  |  |  |  |  |  |  |  |
| 430-530       | 85        | 465       | 132       | 110       | 1261      | 119       | 101       | 506       | 102       | 77         | 1055       | 84         | 4097  |                    |  |  |  |  |  |  |  |  |  |  |  |  |  |
| 445-545       | 79        | 440       | 125       | 110       | 1262      | 119       | 101       | 513       | 107       | 66         | 1036       | 79         | 4037  |                    |  |  |  |  |  |  |  |  |  |  |  |  |  |
| 500-600       | 71        | 429       | 133       | 108       | 1284      | 121       | 99        | 516       | 93        | 70         | 1016       | 83         | 4023  |                    |  |  |  |  |  |  |  |  |  |  |  |  |  |



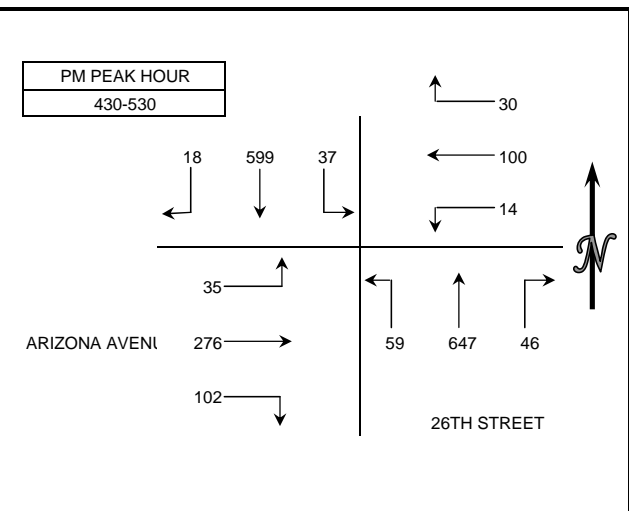
## INTERSECTION TURNING MOVEMENT COUNT SUMMARY

CLIENT: FEHR AND PEERS  
 PROJECT: WESTSIDE EXTENSION TRANSIT CORRIDOR COUNT PROGRAM  
 DATE: THURSDAY MAY 14, 2009  
 PERIODS: 7:00 AM TO 9:00 AM AND 4:00 PM TO 6:00 PM  
 INTERSECTION: N/S 26TH STREET  
 E/W ARIZONA AVENUE  
 CITY: SANTA MONICA

| 15 MIN COUNTS |           |           |           |           |           |           |           |           |           |            |            |            | 7:00 AM TO 9:00 AM |
|---------------|-----------|-----------|-----------|-----------|-----------|-----------|-----------|-----------|-----------|------------|------------|------------|--------------------|
| PERIOD        | 1<br>SBRT | 2<br>SBTH | 3<br>SBLT | 4<br>WBRT | 5<br>WBTH | 6<br>WBLT | 7<br>NBRT | 8<br>NBTH | 9<br>NBLT | 10<br>EBRT | 11<br>EBTH | 12<br>EBLT | TOTAL              |
| 700-715       | 1         | 68        | 0         | 2         | 6         | 2         | 3         | 87        | 5         | 12         | 9          | 2          | 197                |
| 715-730       | 3         | 96        | 1         | 7         | 8         | 1         | 3         | 131       | 7         | 12         | 5          | 1          | 275                |
| 730-745       | 3         | 149       | 2         | 2         | 14        | 3         | 1         | 136       | 8         | 12         | 10         | 4          | 344                |
| 745-800       | 6         | 148       | 4         | 10        | 22        | 8         | 6         | 145       | 13        | 16         | 9          | 3          | 390                |
| 800-815       | 10        | 172       | 2         | 7         | 21        | 11        | 4         | 149       | 19        | 18         | 23         | 7          | 443                |
| 815-830       | 1         | 170       | 3         | 5         | 37        | 8         | 9         | 137       | 24        | 34         | 38         | 7          | 473                |
| 830-845       | 4         | 164       | 2         | 7         | 18        | 6         | 7         | 127       | 15        | 35         | 40         | 6          | 431                |
| 845-900       | 4         | 168       | 3         | 8         | 32        | 3         | 8         | 126       | 8         | 21         | 20         | 4          | 405                |
| HOUR TOTALS   |           |           |           |           |           |           |           |           |           |            |            |            |                    |
| TIME          | 1<br>SBRT | 2<br>SBTH | 3<br>SBLT | 4<br>WBRT | 5<br>WBTH | 6<br>WBLT | 7<br>NBRT | 8<br>NBTH | 9<br>NBLT | 10<br>EBRT | 11<br>EBTH | 12<br>EBLT | TOTAL              |
| 700-800       | 13        | 461       | 7         | 21        | 50        | 14        | 13        | 499       | 33        | 52         | 33         | 10         | 1206               |
| 715-815       | 22        | 565       | 9         | 26        | 65        | 23        | 14        | 561       | 47        | 58         | 47         | 15         | 1452               |
| 730-830       | 20        | 639       | 11        | 24        | 94        | 30        | 20        | 567       | 64        | 80         | 80         | 21         | 1650               |
| 745-845       | 21        | 654       | 11        | 29        | 98        | 33        | 26        | 558       | 71        | 103        | 110        | 23         | 1737               |
| 800-900       | 19        | 674       | 10        | 27        | 108       | 28        | 28        | 539       | 66        | 108        | 121        | 24         | 1752               |



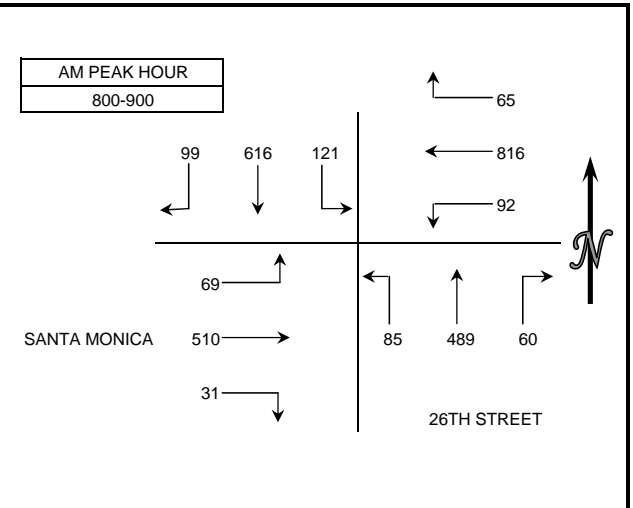
| 15 MIN COUNTS |           |           |           |           |           |           |           |           |           |            |            |            | 4:00 PM TO 6:00 PM |
|---------------|-----------|-----------|-----------|-----------|-----------|-----------|-----------|-----------|-----------|------------|------------|------------|--------------------|
| PERIOD        | 1<br>SBRT | 2<br>SBTH | 3<br>SBLT | 4<br>WBRT | 5<br>WBTH | 6<br>WBLT | 7<br>NBRT | 8<br>NBTH | 9<br>NBLT | 10<br>EBRT | 11<br>EBTH | 12<br>EBLT | TOTAL              |
| 400-415       | 8         | 136       | 6         | 10        | 24        | 4         | 11        | 162       | 17        | 29         | 54         | 8          | 469                |
| 415-430       | 4         | 151       | 8         | 10        | 31        | 4         | 12        | 161       | 14        | 34         | 60         | 5          | 494                |
| 430-445       | 5         | 166       | 11        | 3         | 18        | 3         | 6         | 171       | 15        | 20         | 63         | 3          | 484                |
| 445-500       | 5         | 136       | 7         | 10        | 30        | 1         | 11        | 159       | 11        | 32         | 73         | 12         | 487                |
| 500-515       | 3         | 142       | 6         | 11        | 34        | 5         | 16        | 151       | 17        | 21         | 80         | 11         | 497                |
| 515-530       | 5         | 155       | 13        | 6         | 18        | 5         | 13        | 166       | 16        | 29         | 60         | 9          | 495                |
| 530-545       | 7         | 137       | 9         | 12        | 27        | 8         | 17        | 169       | 11        | 18         | 52         | 4          | 471                |
| 545-600       | 8         | 121       | 10        | 12        | 35        | 5         | 20        | 139       | 21        | 20         | 68         | 1          | 460                |
| HOUR TOTALS   |           |           |           |           |           |           |           |           |           |            |            |            |                    |
| TIME          | 1<br>SBRT | 2<br>SBTH | 3<br>SBLT | 4<br>WBRT | 5<br>WBTH | 6<br>WBLT | 7<br>NBRT | 8<br>NBTH | 9<br>NBLT | 10<br>EBRT | 11<br>EBTH | 12<br>EBLT | TOTAL              |
| 400-500       | 22        | 589       | 32        | 33        | 103       | 12        | 40        | 653       | 57        | 115        | 250        | 28         | 1934               |
| 415-515       | 17        | 595       | 32        | 34        | 113       | 13        | 45        | 642       | 57        | 107        | 276        | 31         | 1962               |
| 430-530       | 18        | 599       | 37        | 30        | 100       | 14        | 46        | 647       | 59        | 102        | 276        | 35         | 1963               |
| 445-545       | 20        | 570       | 35        | 39        | 109       | 19        | 57        | 645       | 55        | 100        | 265        | 36         | 1950               |
| 500-600       | 23        | 555       | 38        | 41        | 114       | 23        | 66        | 625       | 65        | 88         | 260        | 25         | 1923               |



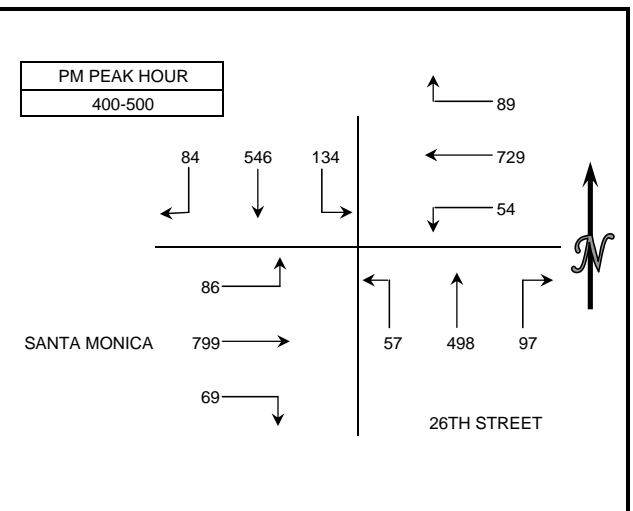
## INTERSECTION TURNING MOVEMENT COUNT SUMMARY

CLIENT: FEHR AND PEERS  
 PROJECT: WESTSIDE EXTENSION TRANSIT CORRIDOR COUNT PROGRAM  
 DATE: TUESDAY MAY 12, 2009  
 PERIODS: 7:00 AM TO 9:00 AM AND 4:00 PM TO 6:00 PM  
 INTERSECTION: N/S 26TH STREET  
 E/W SANTA MONICA BOULEVARD  
 CITY: SANTA MONICA

| 15 MIN COUNTS |        |        |        |        |        |        |        |        |        |         |         |         |       | 7:00 AM TO 9:00 AM |  |  |  |  |  |  |  |  |  |  |  |  |  |
|---------------|--------|--------|--------|--------|--------|--------|--------|--------|--------|---------|---------|---------|-------|--------------------|--|--|--|--|--|--|--|--|--|--|--|--|--|
| PERIOD        | 1 SBRT | 2 SBTH | 3 SBLT | 4 WBRT | 5 WBTH | 6 WBLT | 7 NBRT | 8 NBTH | 9 NBLT | 10 EBRT | 11 EBTH | 12 EBLT | TOTAL |                    |  |  |  |  |  |  |  |  |  |  |  |  |  |
| 700-715       | 9      | 59     | 7      | 7      | 102    | 8      | 10     | 80     | 13     | 2       | 43      | 10      | 350   |                    |  |  |  |  |  |  |  |  |  |  |  |  |  |
| 715-730       | 13     | 73     | 24     | 26     | 142    | 11     | 17     | 101    | 14     | 6       | 87      | 20      | 534   |                    |  |  |  |  |  |  |  |  |  |  |  |  |  |
| 730-745       | 20     | 118    | 21     | 20     | 142    | 14     | 18     | 105    | 12     | 9       | 93      | 12      | 584   |                    |  |  |  |  |  |  |  |  |  |  |  |  |  |
| 745-800       | 20     | 150    | 31     | 15     | 197    | 13     | 14     | 135    | 12     | 11      | 93      | 14      | 705   |                    |  |  |  |  |  |  |  |  |  |  |  |  |  |
| 800-815       | 20     | 133    | 29     | 14     | 212    | 25     | 12     | 134    | 19     | 6       | 110     | 11      | 725   |                    |  |  |  |  |  |  |  |  |  |  |  |  |  |
| 815-830       | 20     | 159    | 31     | 17     | 213    | 22     | 19     | 129    | 24     | 2       | 137     | 13      | 786   |                    |  |  |  |  |  |  |  |  |  |  |  |  |  |
| 830-845       | 26     | 163    | 29     | 12     | 179    | 21     | 10     | 119    | 17     | 8       | 139     | 18      | 741   |                    |  |  |  |  |  |  |  |  |  |  |  |  |  |
| 845-900       | 33     | 161    | 32     | 22     | 212    | 24     | 19     | 107    | 25     | 15      | 124     | 27      | 801   |                    |  |  |  |  |  |  |  |  |  |  |  |  |  |
| HOUR TOTALS   |        |        |        |        |        |        |        |        |        |         |         |         |       |                    |  |  |  |  |  |  |  |  |  |  |  |  |  |
| TIME          | 1 SBRT | 2 SBTH | 3 SBLT | 4 WBRT | 5 WBTH | 6 WBLT | 7 NBRT | 8 NBTH | 9 NBLT | 10 EBRT | 11 EBTH | 12 EBLT | TOTAL |                    |  |  |  |  |  |  |  |  |  |  |  |  |  |
| 700-800       | 62     | 400    | 83     | 68     | 583    | 46     | 59     | 421    | 51     | 28      | 316     | 56      | 2173  |                    |  |  |  |  |  |  |  |  |  |  |  |  |  |
| 715-815       | 73     | 474    | 105    | 75     | 693    | 63     | 61     | 475    | 57     | 32      | 383     | 57      | 2548  |                    |  |  |  |  |  |  |  |  |  |  |  |  |  |
| 730-830       | 80     | 560    | 112    | 66     | 764    | 74     | 63     | 503    | 67     | 28      | 433     | 50      | 2800  |                    |  |  |  |  |  |  |  |  |  |  |  |  |  |
| 745-845       | 86     | 605    | 120    | 58     | 801    | 81     | 55     | 517    | 72     | 27      | 479     | 56      | 2957  |                    |  |  |  |  |  |  |  |  |  |  |  |  |  |
| 800-900       | 99     | 616    | 121    | 65     | 816    | 92     | 60     | 489    | 85     | 31      | 510     | 69      | 3053  |                    |  |  |  |  |  |  |  |  |  |  |  |  |  |



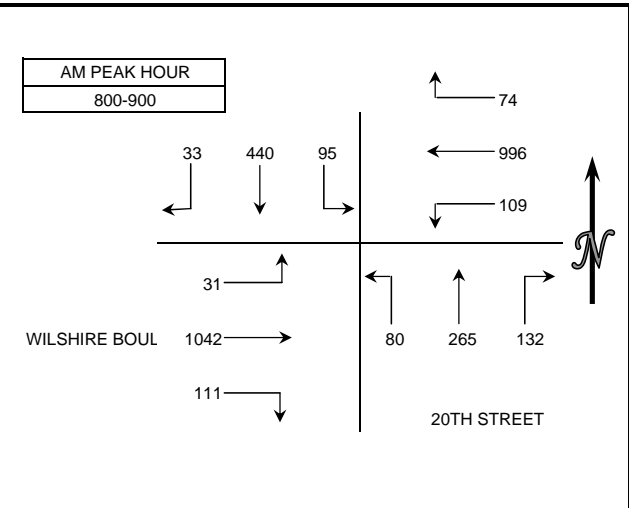
| 15 MIN COUNTS |        |        |        |        |        |        |        |        |        |         |         |         |       | 4:00 PM TO 6:00 PM |  |  |  |  |  |  |  |  |  |  |  |  |  |
|---------------|--------|--------|--------|--------|--------|--------|--------|--------|--------|---------|---------|---------|-------|--------------------|--|--|--|--|--|--|--|--|--|--|--|--|--|
| PERIOD        | 1 SBRT | 2 SBTH | 3 SBLT | 4 WBRT | 5 WBTH | 6 WBLT | 7 NBRT | 8 NBTH | 9 NBLT | 10 EBRT | 11 EBTH | 12 EBLT | TOTAL |                    |  |  |  |  |  |  |  |  |  |  |  |  |  |
| 400-415       | 20     | 128    | 42     | 26     | 209    | 18     | 19     | 120    | 15     | 12      | 198     | 17      | 824   |                    |  |  |  |  |  |  |  |  |  |  |  |  |  |
| 415-430       | 18     | 151    | 25     | 25     | 189    | 12     | 33     | 125    | 9      | 19      | 202     | 23      | 831   |                    |  |  |  |  |  |  |  |  |  |  |  |  |  |
| 430-445       | 22     | 124    | 36     | 19     | 164    | 13     | 25     | 127    | 21     | 24      | 235     | 29      | 839   |                    |  |  |  |  |  |  |  |  |  |  |  |  |  |
| 445-500       | 24     | 143    | 31     | 19     | 167    | 11     | 20     | 126    | 12     | 14      | 164     | 17      | 748   |                    |  |  |  |  |  |  |  |  |  |  |  |  |  |
| 500-515       | 21     | 153    | 39     | 23     | 144    | 16     | 25     | 105    | 11     | 13      | 197     | 12      | 759   |                    |  |  |  |  |  |  |  |  |  |  |  |  |  |
| 515-530       | 15     | 124    | 41     | 29     | 126    | 16     | 33     | 141    | 20     | 9       | 212     | 21      | 787   |                    |  |  |  |  |  |  |  |  |  |  |  |  |  |
| 530-545       | 25     | 126    | 31     | 23     | 126    | 18     | 29     | 155    | 15     | 7       | 238     | 14      | 807   |                    |  |  |  |  |  |  |  |  |  |  |  |  |  |
| 545-600       | 15     | 106    | 37     | 21     | 179    | 13     | 16     | 150    | 17     | 14      | 170     | 17      | 755   |                    |  |  |  |  |  |  |  |  |  |  |  |  |  |
| HOUR TOTALS   |        |        |        |        |        |        |        |        |        |         |         |         |       |                    |  |  |  |  |  |  |  |  |  |  |  |  |  |
| TIME          | 1 SBRT | 2 SBTH | 3 SBLT | 4 WBRT | 5 WBTH | 6 WBLT | 7 NBRT | 8 NBTH | 9 NBLT | 10 EBRT | 11 EBTH | 12 EBLT | TOTAL |                    |  |  |  |  |  |  |  |  |  |  |  |  |  |
| 400-500       | 84     | 546    | 134    | 89     | 729    | 54     | 97     | 498    | 57     | 69      | 799     | 86      | 3242  |                    |  |  |  |  |  |  |  |  |  |  |  |  |  |
| 415-515       | 85     | 571    | 131    | 86     | 664    | 52     | 103    | 483    | 53     | 70      | 798     | 81      | 3177  |                    |  |  |  |  |  |  |  |  |  |  |  |  |  |
| 430-530       | 82     | 544    | 147    | 90     | 601    | 56     | 103    | 499    | 64     | 60      | 808     | 79      | 3133  |                    |  |  |  |  |  |  |  |  |  |  |  |  |  |
| 445-545       | 85     | 546    | 142    | 94     | 563    | 61     | 107    | 527    | 58     | 43      | 811     | 64      | 3101  |                    |  |  |  |  |  |  |  |  |  |  |  |  |  |
| 500-600       | 76     | 509    | 148    | 96     | 575    | 63     | 103    | 551    | 63     | 43      | 817     | 64      | 3108  |                    |  |  |  |  |  |  |  |  |  |  |  |  |  |



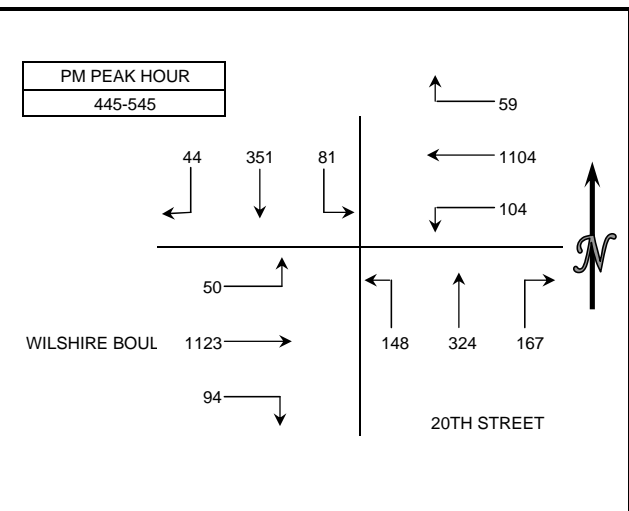
## INTERSECTION TURNING MOVEMENT COUNT SUMMARY

CLIENT: FEHR AND PEERS  
 PROJECT: WESTSIDE EXTENSION TRANSIT CORRIDOR COUNT PROGRAM  
 DATE: TUESDAY MAY 12, 2009  
 PERIODS: 7:00 AM TO 9:00 AM AND 4:00 PM TO 6:00 PM  
 INTERSECTION: N/S 20TH STREET  
 E/W WILSHIRE BOULEVARD  
 CITY: SANTA MONICA

| 15 MIN COUNTS |           |           |           |           |           |           |           |           |           |            |            |            |       | 7:00 AM TO 9:00 AM |  |  |  |  |  |  |  |  |  |  |  |  |  |
|---------------|-----------|-----------|-----------|-----------|-----------|-----------|-----------|-----------|-----------|------------|------------|------------|-------|--------------------|--|--|--|--|--|--|--|--|--|--|--|--|--|
| PERIOD        | 1<br>SBRT | 2<br>SBTH | 3<br>SBLT | 4<br>WBRT | 5<br>WBTH | 6<br>WBLT | 7<br>NBRT | 8<br>NBTH | 9<br>NBLT | 10<br>EBRT | 11<br>EBTH | 12<br>EBLT | TOTAL |                    |  |  |  |  |  |  |  |  |  |  |  |  |  |
| 700-715       | 4         | 60        | 11        | 7         | 153       | 28        | 18        | 42        | 13        | 29         | 146        | 5          | 516   |                    |  |  |  |  |  |  |  |  |  |  |  |  |  |
| 715-730       | 4         | 80        | 14        | 3         | 171       | 18        | 20        | 30        | 14        | 11         | 167        | 2          | 534   |                    |  |  |  |  |  |  |  |  |  |  |  |  |  |
| 730-745       | 4         | 91        | 19        | 11        | 201       | 20        | 23        | 30        | 16        | 21         | 192        | 2          | 630   |                    |  |  |  |  |  |  |  |  |  |  |  |  |  |
| 745-800       | 8         | 126       | 16        | 8         | 246       | 25        | 29        | 49        | 17        | 30         | 219        | 7          | 780   |                    |  |  |  |  |  |  |  |  |  |  |  |  |  |
| 800-815       | 8         | 101       | 19        | 19        | 267       | 24        | 34        | 84        | 23        | 34         | 256        | 4          | 873   |                    |  |  |  |  |  |  |  |  |  |  |  |  |  |
| 815-830       | 5         | 104       | 27        | 16        | 245       | 23        | 37        | 59        | 20        | 25         | 307        | 3          | 871   |                    |  |  |  |  |  |  |  |  |  |  |  |  |  |
| 830-845       | 9         | 130       | 31        | 19        | 238       | 31        | 29        | 56        | 24        | 31         | 246        | 10         | 854   |                    |  |  |  |  |  |  |  |  |  |  |  |  |  |
| 845-900       | 11        | 105       | 18        | 20        | 246       | 31        | 32        | 66        | 13        | 21         | 233        | 14         | 810   |                    |  |  |  |  |  |  |  |  |  |  |  |  |  |
| HOURLY TOTALS |           |           |           |           |           |           |           |           |           |            |            |            |       |                    |  |  |  |  |  |  |  |  |  |  |  |  |  |
| TIME          | 1<br>SBRT | 2<br>SBTH | 3<br>SBLT | 4<br>WBRT | 5<br>WBTH | 6<br>WBLT | 7<br>NBRT | 8<br>NBTH | 9<br>NBLT | 10<br>EBRT | 11<br>EBTH | 12<br>EBLT | TOTAL |                    |  |  |  |  |  |  |  |  |  |  |  |  |  |
| 700-800       | 20        | 357       | 60        | 29        | 771       | 91        | 90        | 151       | 60        | 91         | 724        | 16         | 2460  |                    |  |  |  |  |  |  |  |  |  |  |  |  |  |
| 715-815       | 24        | 398       | 68        | 41        | 885       | 87        | 106       | 193       | 70        | 96         | 834        | 15         | 2817  |                    |  |  |  |  |  |  |  |  |  |  |  |  |  |
| 730-830       | 25        | 422       | 81        | 54        | 959       | 92        | 123       | 222       | 76        | 110        | 974        | 16         | 3154  |                    |  |  |  |  |  |  |  |  |  |  |  |  |  |
| 745-845       | 30        | 461       | 93        | 62        | 996       | 103       | 129       | 248       | 84        | 120        | 1028       | 24         | 3378  |                    |  |  |  |  |  |  |  |  |  |  |  |  |  |
| 800-900       | 33        | 440       | 95        | 74        | 996       | 109       | 132       | 265       | 80        | 111        | 1042       | 31         | 3408  |                    |  |  |  |  |  |  |  |  |  |  |  |  |  |



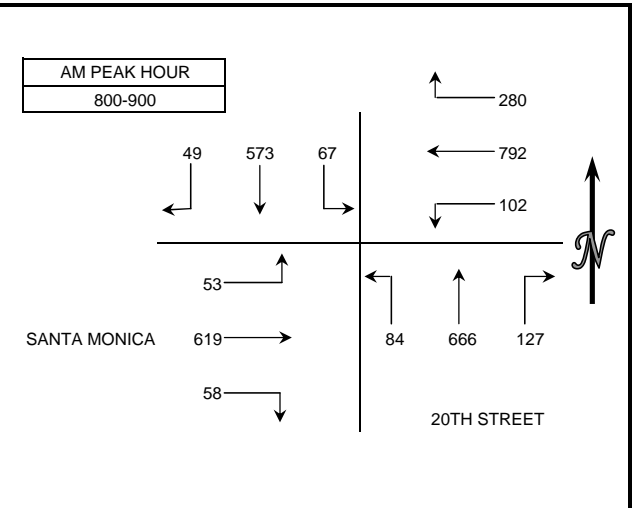
| 15 MIN COUNTS |           |           |           |           |           |           |           |           |           |            |            |            |       | 4:00 PM TO 6:00 PM |  |  |  |  |  |  |  |  |  |  |  |  |  |
|---------------|-----------|-----------|-----------|-----------|-----------|-----------|-----------|-----------|-----------|------------|------------|------------|-------|--------------------|--|--|--|--|--|--|--|--|--|--|--|--|--|
| PERIOD        | 1<br>SBRT | 2<br>SBTH | 3<br>SBLT | 4<br>WBRT | 5<br>WBTH | 6<br>WBLT | 7<br>NBRT | 8<br>NBTH | 9<br>NBLT | 10<br>EBRT | 11<br>EBTH | 12<br>EBLT | TOTAL |                    |  |  |  |  |  |  |  |  |  |  |  |  |  |
| 400-415       | 10        | 77        | 17        | 14        | 275       | 19        | 42        | 85        | 37        | 31         | 305        | 13         | 925   |                    |  |  |  |  |  |  |  |  |  |  |  |  |  |
| 415-430       | 11        | 78        | 21        | 9         | 284       | 20        | 33        | 83        | 33        | 28         | 303        | 18         | 921   |                    |  |  |  |  |  |  |  |  |  |  |  |  |  |
| 430-445       | 8         | 67        | 16        | 14        | 264       | 29        | 39        | 83        | 40        | 26         | 277        | 18         | 881   |                    |  |  |  |  |  |  |  |  |  |  |  |  |  |
| 445-500       | 12        | 85        | 21        | 22        | 259       | 23        | 50        | 84        | 27        | 29         | 265        | 15         | 892   |                    |  |  |  |  |  |  |  |  |  |  |  |  |  |
| 500-515       | 12        | 76        | 21        | 9         | 289       | 29        | 50        | 75        | 37        | 15         | 270        | 14         | 897   |                    |  |  |  |  |  |  |  |  |  |  |  |  |  |
| 515-530       | 9         | 102       | 24        | 12        | 233       | 25        | 33        | 76        | 48        | 22         | 299        | 14         | 897   |                    |  |  |  |  |  |  |  |  |  |  |  |  |  |
| 530-545       | 11        | 88        | 15        | 16        | 323       | 27        | 34        | 89        | 36        | 28         | 289        | 7          | 963   |                    |  |  |  |  |  |  |  |  |  |  |  |  |  |
| 545-600       | 12        | 77        | 19        | 10        | 298       | 29        | 39        | 90        | 37        | -69        | 247        | 11         | 800   |                    |  |  |  |  |  |  |  |  |  |  |  |  |  |
| HOURLY TOTALS |           |           |           |           |           |           |           |           |           |            |            |            |       |                    |  |  |  |  |  |  |  |  |  |  |  |  |  |
| TIME          | 1<br>SBRT | 2<br>SBTH | 3<br>SBLT | 4<br>WBRT | 5<br>WBTH | 6<br>WBLT | 7<br>NBRT | 8<br>NBTH | 9<br>NBLT | 10<br>EBRT | 11<br>EBTH | 12<br>EBLT | TOTAL |                    |  |  |  |  |  |  |  |  |  |  |  |  |  |
| 400-500       | 41        | 307       | 75        | 59        | 1082      | 91        | 164       | 335       | 137       | 114        | 1150       | 64         | 3619  |                    |  |  |  |  |  |  |  |  |  |  |  |  |  |
| 415-515       | 43        | 306       | 79        | 54        | 1096      | 101       | 172       | 325       | 137       | 98         | 1115       | 65         | 3591  |                    |  |  |  |  |  |  |  |  |  |  |  |  |  |
| 430-530       | 41        | 330       | 82        | 57        | 1045      | 106       | 172       | 318       | 152       | 92         | 1111       | 61         | 3567  |                    |  |  |  |  |  |  |  |  |  |  |  |  |  |
| 445-545       | 44        | 351       | 81        | 59        | 1104      | 104       | 167       | 324       | 148       | 94         | 1123       | 50         | 3649  |                    |  |  |  |  |  |  |  |  |  |  |  |  |  |
| 500-600       | 44        | 343       | 79        | 47        | 1143      | 110       | 156       | 330       | 158       | -4         | 1105       | 46         | 3557  |                    |  |  |  |  |  |  |  |  |  |  |  |  |  |



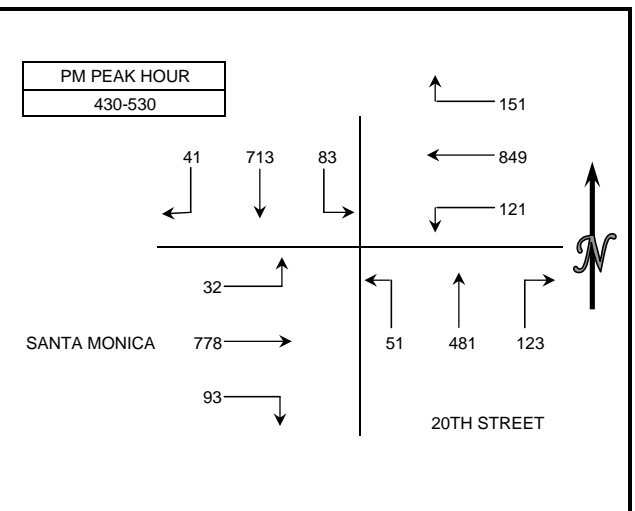
## INTERSECTION TURNING MOVEMENT COUNT SUMMARY

CLIENT: FEHR AND PEERS  
 PROJECT: WESTSIDE EXTENSION TRANSIT CORRIDOR COUNT PROGRAM  
 DATE: THURSDAY MAY 14, 2009  
 PERIODS: 7:00 AM TO 9:00 AM AND 4:00 PM TO 6:00 PM  
 INTERSECTION: N/S 20TH STREET  
 E/W SANTA MONICA BOULEVARD  
 CITY: SANTA MONICA

| 15 MIN COUNTS |           |           |           |           |           |           |           |           |           |            |            |            | 7:00 AM TO 9:00 AM |
|---------------|-----------|-----------|-----------|-----------|-----------|-----------|-----------|-----------|-----------|------------|------------|------------|--------------------|
| PERIOD        | 1<br>SBRT | 2<br>SBTH | 3<br>SBLT | 4<br>WBRT | 5<br>WBTH | 6<br>WBLT | 7<br>NBRT | 8<br>NBTH | 9<br>NBLT | 10<br>EBRT | 11<br>EBTH | 12<br>EBLT | TOTAL              |
| 700-715       | 1         | 77        | 15        | 30        | 132       | 12        | 15        | 54        | 10        | 11         | 84         | 6          | 447                |
| 715-730       | 4         | 84        | 14        | 42        | 148       | 13        | 13        | 87        | 13        | 8          | 83         | 8          | 517                |
| 730-745       | 7         | 127       | 18        | 43        | 153       | 21        | 24        | 114       | 18        | 12         | 111        | 7          | 655                |
| 745-800       | 5         | 156       | 15        | 46        | 191       | 22        | 26        | 108       | 17        | 19         | 130        | 16         | 751                |
| 800-815       | 11        | 145       | 15        | 81        | 210       | 32        | 29        | 142       | 14        | 19         | 154        | 14         | 866                |
| 815-830       | 13        | 166       | 16        | 64        | 200       | 22        | 30        | 189       | 16        | 18         | 147        | 17         | 898                |
| 830-845       | 19        | 131       | 17        | 80        | 212       | 24        | 37        | 167       | 23        | 10         | 156        | 10         | 886                |
| 845-900       | 6         | 131       | 19        | 55        | 170       | 24        | 31        | 168       | 31        | 11         | 162        | 12         | 820                |
| HOUR TOTALS   |           |           |           |           |           |           |           |           |           |            |            |            |                    |
| TIME          | 1<br>SBRT | 2<br>SBTH | 3<br>SBLT | 4<br>WBRT | 5<br>WBTH | 6<br>WBLT | 7<br>NBRT | 8<br>NBTH | 9<br>NBLT | 10<br>EBRT | 11<br>EBTH | 12<br>EBLT | TOTAL              |
| 700-800       | 17        | 444       | 62        | 161       | 624       | 68        | 78        | 363       | 58        | 50         | 408        | 37         | 2370               |
| 715-815       | 27        | 512       | 62        | 212       | 702       | 88        | 92        | 451       | 62        | 58         | 478        | 45         | 2789               |
| 730-830       | 36        | 594       | 64        | 234       | 754       | 97        | 109       | 553       | 65        | 68         | 542        | 54         | 3170               |
| 745-845       | 48        | 598       | 63        | 271       | 813       | 100       | 122       | 606       | 70        | 66         | 587        | 57         | 3401               |
| 800-900       | 49        | 573       | 67        | 280       | 792       | 102       | 127       | 666       | 84        | 58         | 619        | 53         | 3470               |



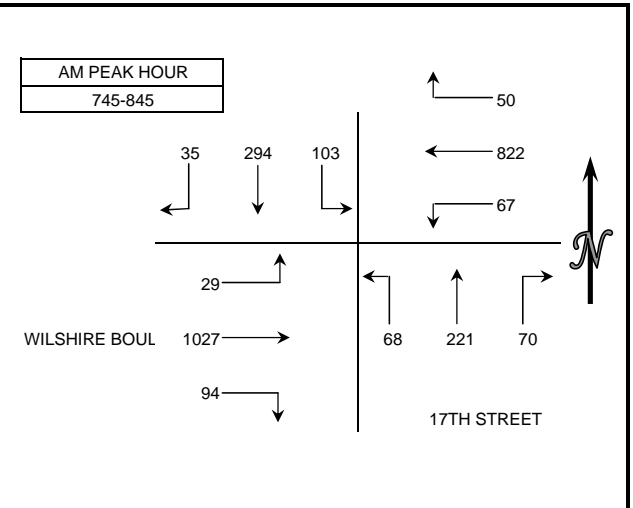
| 15 MIN COUNTS |           |           |           |           |           |           |           |           |           |            |            |            | 4:00 PM TO 6:00 PM |
|---------------|-----------|-----------|-----------|-----------|-----------|-----------|-----------|-----------|-----------|------------|------------|------------|--------------------|
| PERIOD        | 1<br>SBRT | 2<br>SBTH | 3<br>SBLT | 4<br>WBRT | 5<br>WBTH | 6<br>WBLT | 7<br>NBRT | 8<br>NBTH | 9<br>NBLT | 10<br>EBRT | 11<br>EBTH | 12<br>EBLT | TOTAL              |
| 400-415       | 21        | 155       | 24        | 56        | 226       | 41        | 39        | 121       | 14        | 24         | 188        | 9          | 918                |
| 415-430       | 10        | 120       | 20        | 43        | 207       | 38        | 26        | 116       | 10        | 23         | 209        | 12         | 834                |
| 430-445       | 12        | 153       | 26        | 40        | 215       | 25        | 40        | 117       | 10        | 22         | 198        | 5          | 863                |
| 445-500       | 12        | 165       | 10        | 33        | 181       | 26        | 25        | 121       | 15        | 15         | 179        | 7          | 789                |
| 500-515       | 7         | 190       | 22        | 33        | 223       | 36        | 25        | 138       | 14        | 24         | 198        | 7          | 917                |
| 515-530       | 10        | 205       | 25        | 45        | 230       | 34        | 33        | 105       | 12        | 32         | 203        | 13         | 947                |
| 530-545       | 7         | 167       | 16        | 32        | 210       | 21        | 25        | 127       | 13        | 19         | 208        | 6          | 851                |
| 545-600       | 3         | 117       | 15        | 43        | 167       | 22        | 29        | 129       | 12        | 14         | 195        | 9          | 755                |
| HOUR TOTALS   |           |           |           |           |           |           |           |           |           |            |            |            |                    |
| TIME          | 1<br>SBRT | 2<br>SBTH | 3<br>SBLT | 4<br>WBRT | 5<br>WBTH | 6<br>WBLT | 7<br>NBRT | 8<br>NBTH | 9<br>NBLT | 10<br>EBRT | 11<br>EBTH | 12<br>EBLT | TOTAL              |
| 400-500       | 55        | 593       | 80        | 172       | 829       | 130       | 130       | 475       | 49        | 84         | 774        | 33         | 3404               |
| 415-515       | 41        | 628       | 78        | 149       | 826       | 125       | 116       | 492       | 49        | 84         | 784        | 31         | 3403               |
| 430-530       | 41        | 713       | 83        | 151       | 849       | 121       | 123       | 481       | 51        | 93         | 778        | 32         | 3516               |
| 445-545       | 36        | 727       | 73        | 143       | 844       | 117       | 108       | 491       | 54        | 90         | 788        | 33         | 3504               |
| 500-600       | 27        | 679       | 78        | 153       | 830       | 113       | 112       | 499       | 51        | 89         | 804        | 35         | 3470               |



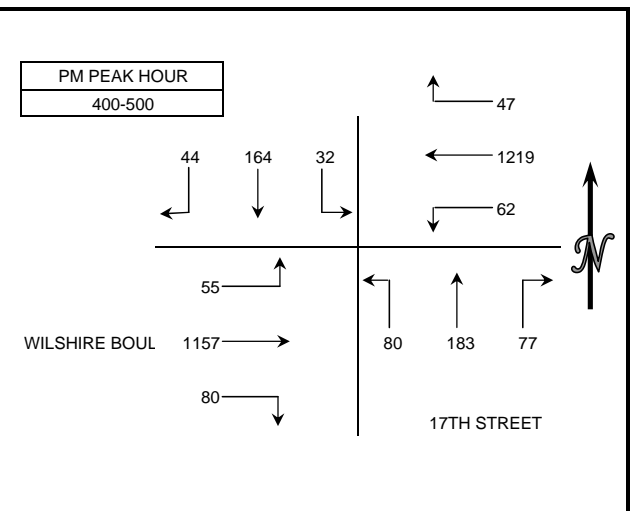
## INTERSECTION TURNING MOVEMENT COUNT SUMMARY

CLIENT: FEHR AND PEERS  
 PROJECT: WESTSIDE EXTENSION TRANSIT CORRIDOR COUNT PROGRAM  
 DATE: THURSDAY MAY 14, 2009  
 PERIODS: 7:00 AM TO 9:00 AM AND 4:00 PM TO 6:00 PM  
 INTERSECTION: N/S 17TH STREET  
 E/W WILSHIRE BOULEVARD  
 CITY: SANTA MONICA

| 15 MIN COUNTS |           |           |           |           |           |           |           |           |           |            |            |            | 7:00 AM TO 9:00 AM |
|---------------|-----------|-----------|-----------|-----------|-----------|-----------|-----------|-----------|-----------|------------|------------|------------|--------------------|
| PERIOD        | 1<br>SBRT | 2<br>SBTH | 3<br>SBLT | 4<br>WBRT | 5<br>WBTH | 6<br>WBLT | 7<br>NBRT | 8<br>NBTH | 9<br>NBLT | 10<br>EBRT | 11<br>EBTH | 12<br>EBLT | TOTAL              |
| 700-715       | 7         | 37        | 8         | 2         | 141       | 7         | 8         | 12        | 16        | 9          | 128        | 1          | 376                |
| 715-730       | 5         | 26        | 19        | 6         | 169       | 5         | 13        | 19        | 14        | 8          | 171        | 3          | 458                |
| 730-745       | 9         | 31        | 19        | 19        | 188       | 15        | 15        | 28        | 10        | 11         | 227        | 8          | 580                |
| 745-800       | 7         | 84        | 27        | 7         | 191       | 22        | 17        | 47        | 12        | 20         | 234        | 9          | 677                |
| 800-815       | 14        | 98        | 30        | 17        | 254       | 22        | 19        | 86        | 27        | 26         | 263        | 8          | 864                |
| 815-830       | 7         | 55        | 28        | 7         | 195       | 19        | 24        | 49        | 17        | 23         | 286        | 4          | 714                |
| 830-845       | 7         | 57        | 18        | 19        | 182       | 4         | 10        | 39        | 12        | 25         | 244        | 8          | 625                |
| 845-900       | 8         | 57        | 26        | 8         | 163       | 10        | 10        | 44        | 14        | 15         | 225        | 10         | 590                |
| HOURLY TOTALS |           |           |           |           |           |           |           |           |           |            |            |            |                    |
| TIME          | 1<br>SBRT | 2<br>SBTH | 3<br>SBLT | 4<br>WBRT | 5<br>WBTH | 6<br>WBLT | 7<br>NBRT | 8<br>NBTH | 9<br>NBLT | 10<br>EBRT | 11<br>EBTH | 12<br>EBLT | TOTAL              |
| 700-800       | 28        | 178       | 73        | 34        | 689       | 49        | 53        | 106       | 52        | 48         | 760        | 21         | 2091               |
| 715-815       | 35        | 239       | 95        | 49        | 802       | 64        | 64        | 180       | 63        | 65         | 895        | 28         | 2579               |
| 730-830       | 37        | 268       | 104       | 50        | 828       | 78        | 75        | 210       | 66        | 80         | 1010       | 29         | 2835               |
| 745-845       | 35        | 294       | 103       | 50        | 822       | 67        | 70        | 221       | 68        | 94         | 1027       | 29         | 2880               |
| 800-900       | 36        | 267       | 102       | 51        | 794       | 55        | 63        | 218       | 70        | 89         | 1018       | 30         | 2793               |



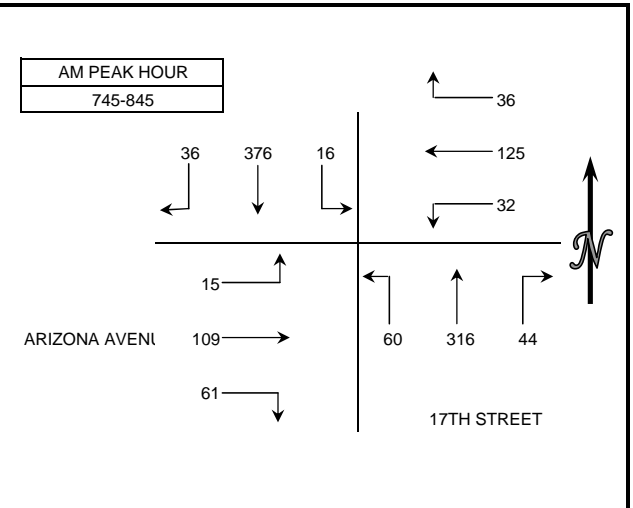
| 15 MIN COUNTS |           |           |           |           |           |           |           |           |           |            |            |            | 4:00 PM TO 6:00 PM |
|---------------|-----------|-----------|-----------|-----------|-----------|-----------|-----------|-----------|-----------|------------|------------|------------|--------------------|
| PERIOD        | 1<br>SBRT | 2<br>SBTH | 3<br>SBLT | 4<br>WBRT | 5<br>WBTH | 6<br>WBLT | 7<br>NBRT | 8<br>NBTH | 9<br>NBLT | 10<br>EBRT | 11<br>EBTH | 12<br>EBLT | TOTAL              |
| 400-415       | 8         | 42        | 10        | 7         | 300       | 16        | 24        | 48        | 22        | 20         | 317        | 9          | 823                |
| 415-430       | 8         | 41        | 11        | 9         | 290       | 19        | 20        | 52        | 22        | 17         | 281        | 12         | 782                |
| 430-445       | 9         | 40        | 8         | 13        | 326       | 14        | 18        | 51        | 17        | 23         | 302        | 17         | 838                |
| 445-500       | 19        | 41        | 3         | 18        | 303       | 13        | 15        | 32        | 19        | 20         | 257        | 17         | 757                |
| 500-515       | 14        | 63        | 9         | 6         | 303       | 13        | 20        | 56        | 23        | 15         | 266        | 13         | 801                |
| 515-530       | 12        | 68        | 7         | 8         | 313       | 21        | 8         | 56        | 19        | 11         | 249        | 16         | 788                |
| 530-545       | 8         | 56        | 9         | 12        | 287       | 10        | 14        | 49        | 20        | 10         | 250        | 12         | 737                |
| 545-600       | 6         | 39        | 4         | 13        | 295       | 27        | 11        | 47        | 20        | 8          | 230        | 10         | 710                |
| HOURLY TOTALS |           |           |           |           |           |           |           |           |           |            |            |            |                    |
| TIME          | 1<br>SBRT | 2<br>SBTH | 3<br>SBLT | 4<br>WBRT | 5<br>WBTH | 6<br>WBLT | 7<br>NBRT | 8<br>NBTH | 9<br>NBLT | 10<br>EBRT | 11<br>EBTH | 12<br>EBLT | TOTAL              |
| 400-500       | 44        | 164       | 32        | 47        | 1219      | 62        | 77        | 183       | 80        | 80         | 1157       | 55         | 3200               |
| 415-515       | 50        | 185       | 31        | 46        | 1222      | 59        | 73        | 191       | 81        | 75         | 1106       | 59         | 3178               |
| 430-530       | 54        | 212       | 27        | 45        | 1245      | 61        | 61        | 195       | 78        | 69         | 1074       | 63         | 3184               |
| 445-545       | 53        | 228       | 28        | 44        | 1206      | 57        | 57        | 193       | 81        | 56         | 1022       | 58         | 3083               |
| 500-600       | 40        | 226       | 29        | 39        | 1198      | 71        | 53        | 208       | 82        | 44         | 995        | 51         | 3036               |



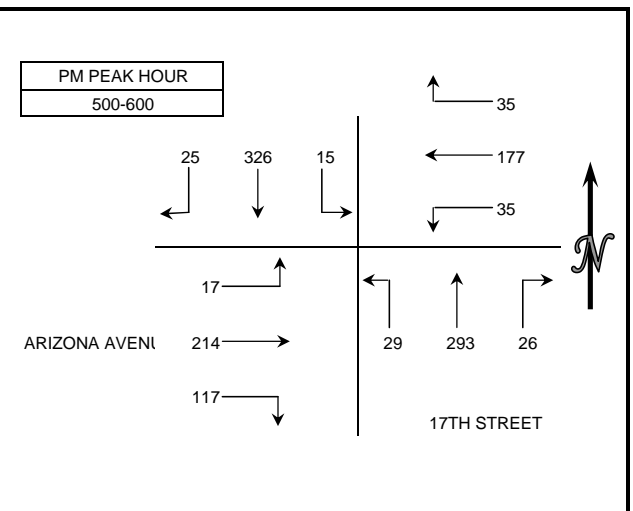
## INTERSECTION TURNING MOVEMENT COUNT SUMMARY

CLIENT: FEHR AND PEERS  
 PROJECT: WESTSIDE EXTENSION TRANSIT CORRIDOR COUNT PROGRAM  
 DATE: THURSDAY MAY 14, 2009  
 PERIODS: 7:00 AM TO 9:00 AM AND 4:00 PM TO 6:00 PM  
 INTERSECTION: N/S 17TH STREET  
 E/W ARIZONA AVENUE  
 CITY: SANTA MONICA

| 15 MIN COUNTS |           |           |           |           |           |           |           |           |           |            |            |            |       | 7:00 AM TO 9:00 AM |
|---------------|-----------|-----------|-----------|-----------|-----------|-----------|-----------|-----------|-----------|------------|------------|------------|-------|--------------------|
| PERIOD        | 1<br>SBRT | 2<br>SBTH | 3<br>SBLT | 4<br>WBRT | 5<br>WBTH | 6<br>WBLT | 7<br>NBRT | 8<br>NBTH | 9<br>NBLT | 10<br>EBRT | 11<br>EBTH | 12<br>EBLT | TOTAL |                    |
| 700-715       | 5         | 32        | 1         | 4         | 10        | 3         | 1         | 32        | 15        | 27         | 6          | 2          | 138   |                    |
| 715-730       | 5         | 32        | 0         | 4         | 10        | 10        | 3         | 43        | 16        | 13         | 10         | 1          | 147   |                    |
| 730-745       | 4         | 68        | 1         | 5         | 24        | 8         | 5         | 44        | 15        | 19         | 13         | 0          | 206   |                    |
| 745-800       | 11        | 97        | 5         | 8         | 24        | 7         | 17        | 69        | 15        | 14         | 24         | 5          | 296   |                    |
| 800-815       | 9         | 126       | 4         | 13        | 27        | 4         | 7         | 121       | 12        | 15         | 23         | 2          | 363   |                    |
| 815-830       | 8         | 82        | 3         | 7         | 39        | 10        | 11        | 77        | 19        | 12         | 32         | 4          | 304   |                    |
| 830-845       | 8         | 71        | 4         | 8         | 35        | 11        | 9         | 49        | 14        | 20         | 30         | 4          | 263   |                    |
| 845-900       | 9         | 64        | 4         | 6         | 37        | 8         | 10        | 53        | 12        | 18         | 23         | 7          | 251   |                    |
| HOUR TOTALS   |           |           |           |           |           |           |           |           |           |            |            |            |       |                    |
| TIME          | 1<br>SBRT | 2<br>SBTH | 3<br>SBLT | 4<br>WBRT | 5<br>WBTH | 6<br>WBLT | 7<br>NBRT | 8<br>NBTH | 9<br>NBLT | 10<br>EBRT | 11<br>EBTH | 12<br>EBLT | TOTAL |                    |
| 700-800       | 25        | 229       | 7         | 21        | 68        | 28        | 26        | 188       | 61        | 73         | 53         | 8          | 787   |                    |
| 715-815       | 29        | 323       | 10        | 30        | 85        | 29        | 32        | 277       | 58        | 61         | 70         | 8          | 1012  |                    |
| 730-830       | 32        | 373       | 13        | 33        | 114       | 29        | 40        | 311       | 61        | 60         | 92         | 11         | 1169  |                    |
| 745-845       | 36        | 376       | 16        | 36        | 125       | 32        | 44        | 316       | 60        | 61         | 109        | 15         | 1226  |                    |
| 800-900       | 34        | 343       | 15        | 34        | 138       | 33        | 37        | 300       | 57        | 65         | 108        | 17         | 1181  |                    |



| 15 MIN COUNTS |           |           |           |           |           |           |           |           |           |            |            |            |       | 4:00 PM TO 6:00 PM |
|---------------|-----------|-----------|-----------|-----------|-----------|-----------|-----------|-----------|-----------|------------|------------|------------|-------|--------------------|
| PERIOD        | 1<br>SBRT | 2<br>SBTH | 3<br>SBLT | 4<br>WBRT | 5<br>WBTH | 6<br>WBLT | 7<br>NBRT | 8<br>NBTH | 9<br>NBLT | 10<br>EBRT | 11<br>EBTH | 12<br>EBLT | TOTAL |                    |
| 400-415       | 12        | 54        | 3         | 6         | 52        | 6         | 5         | 72        | 11        | 21         | 32         | 7          | 281   |                    |
| 415-430       | 6         | 68        | 4         | 12        | 49        | 9         | 4         | 71        | 9         | 36         | 48         | 3          | 319   |                    |
| 430-445       | 7         | 59        | 3         | 3         | 45        | 12        | 8         | 72        | 9         | 34         | 45         | 2          | 299   |                    |
| 445-500       | 1         | 72        | 5         | 11        | 41        | 7         | 7         | 54        | 9         | 33         | 56         | 7          | 303   |                    |
| 500-515       | 10        | 84        | 3         | 7         | 45        | 9         | 12        | 89        | 11        | 41         | 64         | 5          | 380   |                    |
| 515-530       | 9         | 102       | 3         | 8         | 36        | 12        | 4         | 72        | 4         | 23         | 43         | 4          | 320   |                    |
| 530-545       | 2         | 71        | 4         | 13        | 47        | 5         | 6         | 67        | 3         | 23         | 60         | 3          | 304   |                    |
| 545-600       | 4         | 69        | 5         | 7         | 49        | 9         | 4         | 65        | 11        | 30         | 47         | 5          | 305   |                    |
| HOUR TOTALS   |           |           |           |           |           |           |           |           |           |            |            |            |       |                    |
| TIME          | 1<br>SBRT | 2<br>SBTH | 3<br>SBLT | 4<br>WBRT | 5<br>WBTH | 6<br>WBLT | 7<br>NBRT | 8<br>NBTH | 9<br>NBLT | 10<br>EBRT | 11<br>EBTH | 12<br>EBLT | TOTAL |                    |
| 400-500       | 26        | 253       | 15        | 32        | 187       | 34        | 24        | 269       | 38        | 124        | 181        | 19         | 1202  |                    |
| 415-515       | 24        | 283       | 15        | 33        | 180       | 37        | 31        | 286       | 38        | 144        | 213        | 17         | 1301  |                    |
| 430-530       | 27        | 317       | 14        | 29        | 167       | 40        | 31        | 287       | 33        | 131        | 208        | 18         | 1302  |                    |
| 445-545       | 22        | 329       | 15        | 39        | 169       | 33        | 29        | 282       | 27        | 120        | 223        | 19         | 1307  |                    |
| 500-600       | 25        | 326       | 15        | 35        | 177       | 35        | 26        | 293       | 29        | 117        | 214        | 17         | 1309  |                    |

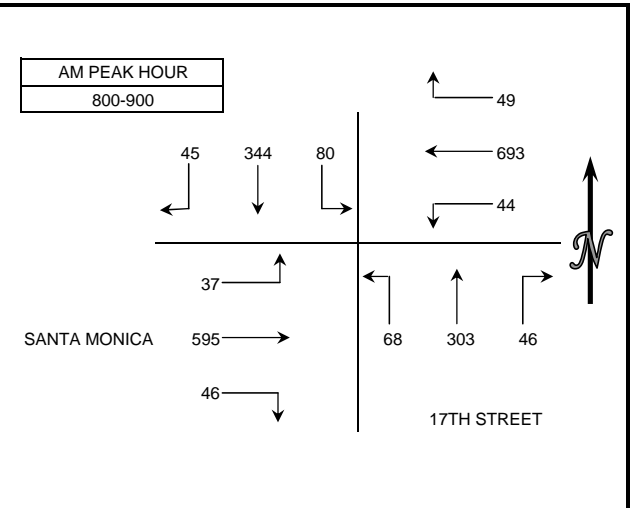




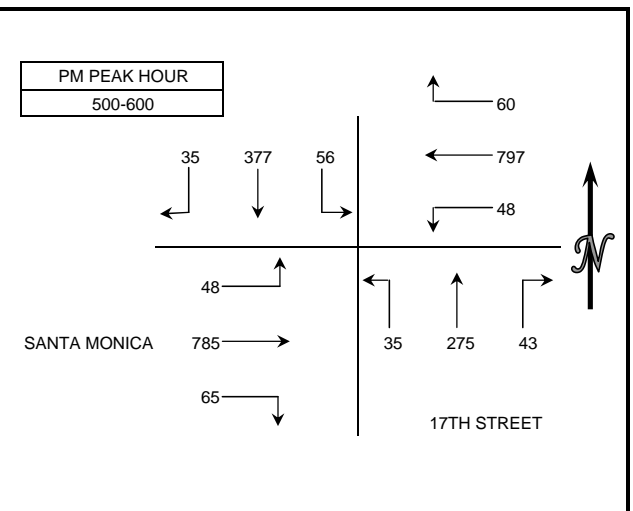
## INTERSECTION TURNING MOVEMENT COUNT SUMMARY

CLIENT: FEHR AND PEERS  
 PROJECT: WESTSIDE EXTENSION TRANSIT CORRIDOR COUNT PROGRAM  
 DATE: TUESDAY MAY 12, 2009  
 PERIODS: 7:00 AM TO 9:00 AM AND 4:00 PM TO 6:00 PM  
 INTERSECTION: N/S 17TH STREET  
 E/W SANTA MONICA BOULEVARD  
 CITY: SANTA MONICA

| 15 MIN COUNTS |           |           |           |           |           |           |           |           |           |            |            |            |       | 7:00 AM TO 9:00 AM |  |  |  |  |  |  |  |  |  |  |  |  |  |
|---------------|-----------|-----------|-----------|-----------|-----------|-----------|-----------|-----------|-----------|------------|------------|------------|-------|--------------------|--|--|--|--|--|--|--|--|--|--|--|--|--|
| PERIOD        | 1<br>SBRT | 2<br>SBTH | 3<br>SBLT | 4<br>WBRT | 5<br>WBTH | 6<br>WBLT | 7<br>NBRT | 8<br>NBTH | 9<br>NBLT | 10<br>EBRT | 11<br>EBTH | 12<br>EBLT | TOTAL |                    |  |  |  |  |  |  |  |  |  |  |  |  |  |
| 700-715       | 3         | 57        | 9         | 7         | 94        | 2         | 1         | 43        | 17        | 8          | 74         | 8          | 323   |                    |  |  |  |  |  |  |  |  |  |  |  |  |  |
| 715-730       | 3         | 38        | 5         | 12        | 108       | 12        | 4         | 31        | 17        | 7          | 100        | 9          | 346   |                    |  |  |  |  |  |  |  |  |  |  |  |  |  |
| 730-745       | 5         | 60        | 18        | 14        | 140       | 2         | 6         | 55        | 19        | 10         | 110        | 12         | 451   |                    |  |  |  |  |  |  |  |  |  |  |  |  |  |
| 745-800       | 11        | 101       | 18        | 12        | 171       | 12        | 7         | 68        | 15        | 8          | 133        | 3          | 559   |                    |  |  |  |  |  |  |  |  |  |  |  |  |  |
| 800-815       | 8         | 82        | 19        | 14        | 194       | 13        | 13        | 101       | 31        | 10         | 133        | 14         | 632   |                    |  |  |  |  |  |  |  |  |  |  |  |  |  |
| 815-830       | 11        | 104       | 22        | 14        | 162       | 12        | 12        | 69        | 14        | 12         | 168        | 7          | 607   |                    |  |  |  |  |  |  |  |  |  |  |  |  |  |
| 830-845       | 13        | 68        | 19        | 11        | 145       | 9         | 6         | 62        | 9         | 11         | 161        | 4          | 518   |                    |  |  |  |  |  |  |  |  |  |  |  |  |  |
| 845-900       | 13        | 90        | 20        | 10        | 192       | 10        | 15        | 71        | 14        | 13         | 133        | 12         | 593   |                    |  |  |  |  |  |  |  |  |  |  |  |  |  |
| HOUR TOTALS   |           |           |           |           |           |           |           |           |           |            |            |            |       |                    |  |  |  |  |  |  |  |  |  |  |  |  |  |
| TIME          | 1<br>SBRT | 2<br>SBTH | 3<br>SBLT | 4<br>WBRT | 5<br>WBTH | 6<br>WBLT | 7<br>NBRT | 8<br>NBTH | 9<br>NBLT | 10<br>EBRT | 11<br>EBTH | 12<br>EBLT | TOTAL |                    |  |  |  |  |  |  |  |  |  |  |  |  |  |
| 700-800       | 22        | 256       | 50        | 45        | 513       | 28        | 18        | 197       | 68        | 33         | 417        | 32         | 1679  |                    |  |  |  |  |  |  |  |  |  |  |  |  |  |
| 715-815       | 27        | 281       | 60        | 52        | 613       | 39        | 30        | 255       | 82        | 35         | 476        | 38         | 1988  |                    |  |  |  |  |  |  |  |  |  |  |  |  |  |
| 730-830       | 35        | 347       | 77        | 54        | 667       | 39        | 38        | 293       | 79        | 40         | 544        | 36         | 2249  |                    |  |  |  |  |  |  |  |  |  |  |  |  |  |
| 745-845       | 43        | 355       | 78        | 51        | 672       | 46        | 38        | 300       | 69        | 41         | 595        | 28         | 2316  |                    |  |  |  |  |  |  |  |  |  |  |  |  |  |
| 800-900       | 45        | 344       | 80        | 49        | 693       | 44        | 46        | 303       | 68        | 46         | 595        | 37         | 2350  |                    |  |  |  |  |  |  |  |  |  |  |  |  |  |



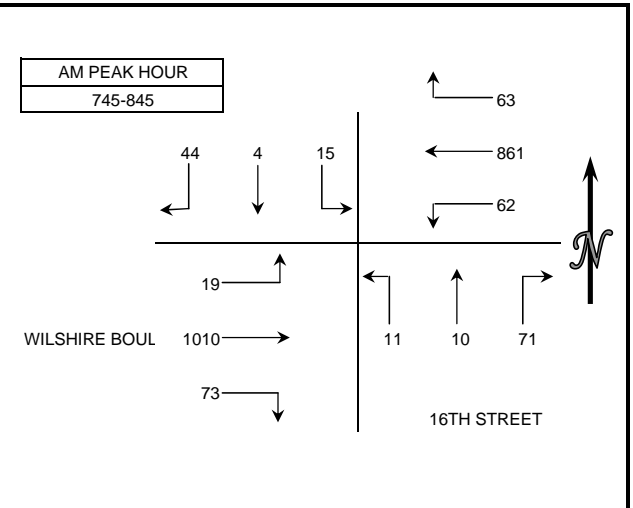
| 15 MIN COUNTS |           |           |           |           |           |           |           |           |           |            |            |            |       | 4:00 PM TO 6:00 PM |  |  |  |  |  |  |  |  |  |  |  |  |  |
|---------------|-----------|-----------|-----------|-----------|-----------|-----------|-----------|-----------|-----------|------------|------------|------------|-------|--------------------|--|--|--|--|--|--|--|--|--|--|--|--|--|
| PERIOD        | 1<br>SBRT | 2<br>SBTH | 3<br>SBLT | 4<br>WBRT | 5<br>WBTH | 6<br>WBLT | 7<br>NBRT | 8<br>NBTH | 9<br>NBLT | 10<br>EBRT | 11<br>EBTH | 12<br>EBLT | TOTAL |                    |  |  |  |  |  |  |  |  |  |  |  |  |  |
| 400-415       | 20        | 69        | 13        | 21        | 194       | 14        | 15        | 72        | 14        | 16         | 173        | 17         | 638   |                    |  |  |  |  |  |  |  |  |  |  |  |  |  |
| 415-430       | 8         | 83        | 19        | 14        | 182       | 20        | 13        | 63        | 10        | 16         | 179        | 15         | 622   |                    |  |  |  |  |  |  |  |  |  |  |  |  |  |
| 430-445       | 9         | 86        | 19        | 14        | 205       | 10        | 9         | 59        | 10        | 15         | 150        | 10         | 596   |                    |  |  |  |  |  |  |  |  |  |  |  |  |  |
| 445-500       | 7         | 74        | 16        | 15        | 182       | 18        | 8         | 78        | 15        | 14         | 164        | 14         | 605   |                    |  |  |  |  |  |  |  |  |  |  |  |  |  |
| 500-515       | 6         | 72        | 20        | 12        | 170       | 12        | 10        | 59        | 6         | 24         | 208        | 17         | 616   |                    |  |  |  |  |  |  |  |  |  |  |  |  |  |
| 515-530       | 21        | 110       | 13        | 22        | 236       | 12        | 9         | 85        | 7         | 12         | 182        | 13         | 722   |                    |  |  |  |  |  |  |  |  |  |  |  |  |  |
| 530-545       | 5         | 118       | 15        | 14        | 197       | 10        | 11        | 56        | 8         | 17         | 200        | 11         | 662   |                    |  |  |  |  |  |  |  |  |  |  |  |  |  |
| 545-600       | 3         | 77        | 8         | 12        | 194       | 14        | 13        | 75        | 14        | 12         | 195        | 7          | 624   |                    |  |  |  |  |  |  |  |  |  |  |  |  |  |
| HOUR TOTALS   |           |           |           |           |           |           |           |           |           |            |            |            |       |                    |  |  |  |  |  |  |  |  |  |  |  |  |  |
| TIME          | 1<br>SBRT | 2<br>SBTH | 3<br>SBLT | 4<br>WBRT | 5<br>WBTH | 6<br>WBLT | 7<br>NBRT | 8<br>NBTH | 9<br>NBLT | 10<br>EBRT | 11<br>EBTH | 12<br>EBLT | TOTAL |                    |  |  |  |  |  |  |  |  |  |  |  |  |  |
| 400-500       | 44        | 312       | 67        | 64        | 763       | 62        | 45        | 272       | 49        | 61         | 666        | 56         | 2461  |                    |  |  |  |  |  |  |  |  |  |  |  |  |  |
| 415-515       | 30        | 315       | 74        | 55        | 739       | 60        | 40        | 259       | 41        | 69         | 701        | 56         | 2439  |                    |  |  |  |  |  |  |  |  |  |  |  |  |  |
| 430-530       | 43        | 342       | 68        | 63        | 793       | 52        | 36        | 281       | 38        | 65         | 704        | 54         | 2539  |                    |  |  |  |  |  |  |  |  |  |  |  |  |  |
| 445-545       | 39        | 374       | 64        | 63        | 785       | 52        | 38        | 278       | 36        | 67         | 754        | 55         | 2605  |                    |  |  |  |  |  |  |  |  |  |  |  |  |  |
| 500-600       | 35        | 377       | 56        | 60        | 797       | 48        | 43        | 275       | 35        | 65         | 785        | 48         | 2624  |                    |  |  |  |  |  |  |  |  |  |  |  |  |  |



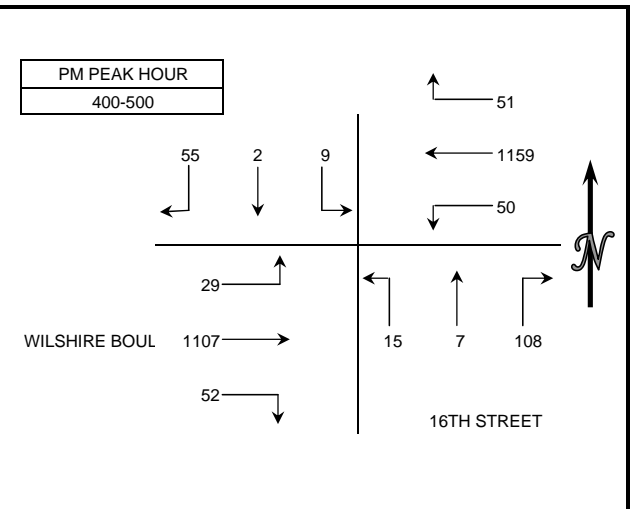
## INTERSECTION TURNING MOVEMENT COUNT SUMMARY

CLIENT: FEHR AND PEERS  
 PROJECT: WESTSIDE EXTENSION TRANSIT CORRIDOR COUNT PROGRAM  
 DATE: TUESDAY MAY 12, 2009  
 PERIODS: 7:00 AM TO 9:00 AM AND 4:00 PM TO 6:00 PM  
 INTERSECTION: N/S 16TH STREET  
 E/W WILSHIRE BOULEVARD  
 CITY: SANTA MONICA

| 15 MIN COUNTS |           |           |           |           |           |           |           |           |           |            |            |            | 7:00 AM TO 9:00 AM |
|---------------|-----------|-----------|-----------|-----------|-----------|-----------|-----------|-----------|-----------|------------|------------|------------|--------------------|
| PERIOD        | 1<br>SBRT | 2<br>SBTH | 3<br>SBLT | 4<br>WBRT | 5<br>WBTH | 6<br>WBLT | 7<br>NBRT | 8<br>NBTH | 9<br>NBLT | 10<br>EBRT | 11<br>EBTH | 12<br>EBLT | TOTAL              |
| 700-715       | 1         | 2         | 2         | 6         | 132       | 28        | 12        | 3         | 0         | 17         | 141        | 2          | 346                |
| 715-730       | 7         | 3         | 4         | 8         | 129       | 16        | 15        | 2         | 4         | 10         | 150        | 3          | 351                |
| 730-745       | 4         | 2         | 4         | 5         | 163       | 14        | 15        | 0         | 3         | 9          | 209        | 5          | 433                |
| 745-800       | 8         | 1         | 2         | 16        | 217       | 16        | 14        | 6         | 1         | 12         | 237        | 2          | 532                |
| 800-815       | 17        | 0         | 6         | 27        | 241       | 19        | 17        | 1         | 3         | 20         | 294        | 9          | 654                |
| 815-830       | 11        | 3         | 4         | 14        | 208       | 14        | 17        | 2         | 4         | 24         | 258        | 7          | 566                |
| 830-845       | 8         | 0         | 3         | 6         | 195       | 13        | 23        | 1         | 3         | 17         | 221        | 1          | 491                |
| 845-900       | 13        | 2         | 4         | 8         | 199       | 12        | 18        | 4         | 4         | 18         | 187        | 7          | 476                |
| HOOR TOTALS   |           |           |           |           |           |           |           |           |           |            |            |            |                    |
| TIME          | 1<br>SBRT | 2<br>SBTH | 3<br>SBLT | 4<br>WBRT | 5<br>WBTH | 6<br>WBLT | 7<br>NBRT | 8<br>NBTH | 9<br>NBLT | 10<br>EBRT | 11<br>EBTH | 12<br>EBLT | TOTAL              |
| 700-800       | 20        | 8         | 12        | 35        | 641       | 74        | 56        | 11        | 8         | 48         | 737        | 12         | 1662               |
| 715-815       | 36        | 6         | 16        | 56        | 750       | 65        | 61        | 9         | 11        | 51         | 890        | 19         | 1970               |
| 730-830       | 40        | 6         | 16        | 62        | 829       | 63        | 63        | 9         | 11        | 65         | 998        | 23         | 2185               |
| 745-845       | 44        | 4         | 15        | 63        | 861       | 62        | 71        | 10        | 11        | 73         | 1010       | 19         | 2243               |
| 800-900       | 49        | 5         | 17        | 55        | 843       | 58        | 75        | 8         | 14        | 79         | 960        | 24         | 2187               |



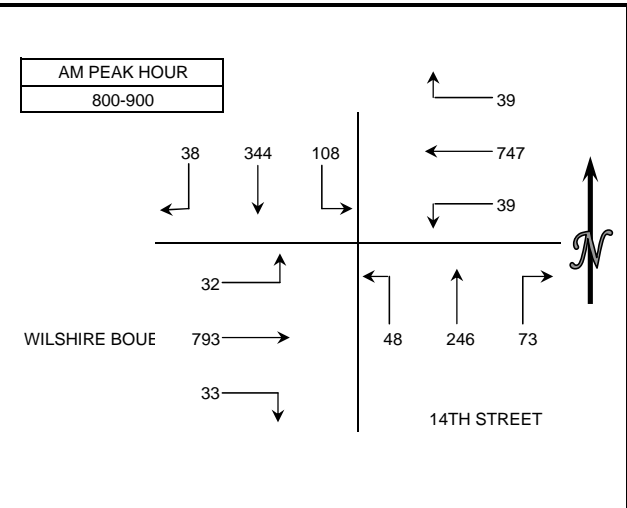
| 15 MIN COUNTS |           |           |           |           |           |           |           |           |           |            |            |            | 4:00 PM TO 6:00 PM |
|---------------|-----------|-----------|-----------|-----------|-----------|-----------|-----------|-----------|-----------|------------|------------|------------|--------------------|
| PERIOD        | 1<br>SBRT | 2<br>SBTH | 3<br>SBLT | 4<br>WBRT | 5<br>WBTH | 6<br>WBLT | 7<br>NBRT | 8<br>NBTH | 9<br>NBLT | 10<br>EBRT | 11<br>EBTH | 12<br>EBLT | TOTAL              |
| 400-415       | 17        | 1         | 2         | 14        | 275       | 16        | 21        | 3         | 4         | 13         | 274        | 6          | 646                |
| 415-430       | 10        | 0         | 2         | 15        | 289       | 10        | 39        | 2         | 4         | 14         | 314        | 9          | 708                |
| 430-445       | 16        | 0         | 2         | 11        | 287       | 13        | 28        | 0         | 4         | 13         | 271        | 3          | 648                |
| 445-500       | 12        | 1         | 3         | 11        | 308       | 11        | 20        | 2         | 3         | 12         | 248        | 11         | 642                |
| 500-515       | 5         | 1         | 1         | 8         | 268       | 9         | 23        | 4         | 4         | 14         | 248        | 7          | 592                |
| 515-530       | 12        | 2         | 3         | 16        | 329       | 14        | 26        | 1         | 2         | 20         | 256        | 9          | 690                |
| 530-545       | 6         | 0         | 6         | 9         | 290       | 5         | 16        | 2         | 5         | 13         | 185        | 3          | 540                |
| 545-600       | 4         | 0         | 2         | 6         | 318       | 8         | 20        | 0         | 1         | 9          | 203        | 5          | 576                |
| HOOR TOTALS   |           |           |           |           |           |           |           |           |           |            |            |            |                    |
| TIME          | 1<br>SBRT | 2<br>SBTH | 3<br>SBLT | 4<br>WBRT | 5<br>WBTH | 6<br>WBLT | 7<br>NBRT | 8<br>NBTH | 9<br>NBLT | 10<br>EBRT | 11<br>EBTH | 12<br>EBLT | TOTAL              |
| 400-500       | 55        | 2         | 9         | 51        | 1159      | 50        | 108       | 7         | 15        | 52         | 1107       | 29         | 2644               |
| 415-515       | 43        | 2         | 8         | 45        | 1152      | 43        | 110       | 8         | 15        | 53         | 1081       | 30         | 2590               |
| 430-530       | 45        | 4         | 9         | 46        | 1192      | 47        | 97        | 7         | 13        | 59         | 1023       | 30         | 2572               |
| 445-545       | 35        | 4         | 13        | 44        | 1195      | 39        | 85        | 9         | 14        | 59         | 937        | 30         | 2464               |
| 500-600       | 27        | 3         | 12        | 39        | 1205      | 36        | 85        | 7         | 12        | 56         | 892        | 24         | 2398               |



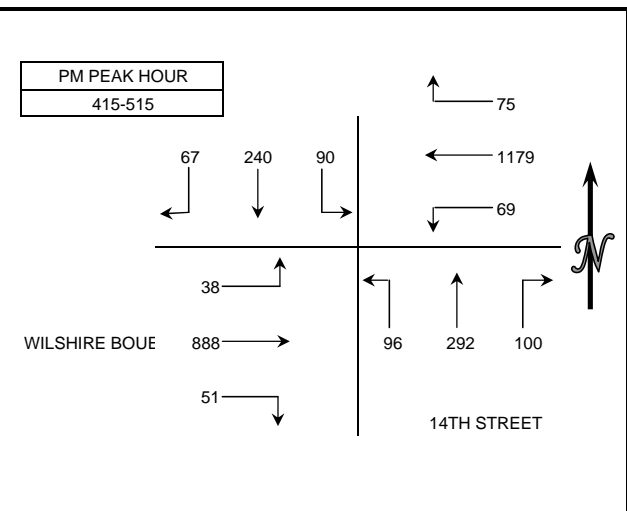
## INTERSECTION TURNING MOVEMENT COUNT SUMMARY

CLIENT: FEHR AND PEERS  
 PROJECT: WESTSIDE EXTENSION TRANSIT CORRIDOR COUNT PROGRAM  
 DATE: THURSDAY MAY 14, 2009  
 PERIODS: 7:00 AM TO 9:00 AM AND 4:00 PM TO 6:00 PM  
 INTERSECTION: N/S 14TH STREET  
 E/W WILSHIRE BOUEVARD  
 CITY: SANTA MONICA

| 15 MIN COUNTS |           |           |           |           |           |           |           |           |           |            |            |            | 7:00 AM TO 9:00 AM |
|---------------|-----------|-----------|-----------|-----------|-----------|-----------|-----------|-----------|-----------|------------|------------|------------|--------------------|
| PERIOD        | 1<br>SBRT | 2<br>SBTH | 3<br>SBLT | 4<br>WBRT | 5<br>WBTH | 6<br>WBLT | 7<br>NBRT | 8<br>NBTH | 9<br>NBLT | 10<br>EBRT | 11<br>EBTH | 12<br>EBLT | TOTAL              |
| 700-715       | 6         | 35        | 16        | 9         | 108       | 2         | 8         | 28        | 5         | 5          | 105        | 9          | 336                |
| 715-730       | 10        | 43        | 17        | 6         | 138       | 6         | 11        | 45        | 17        | 9          | 143        | 10         | 455                |
| 730-745       | 10        | 39        | 19        | 6         | 156       | 8         | 11        | 35        | 7         | 11         | 164        | 7          | 473                |
| 745-800       | 14        | 52        | 15        | 8         | 182       | 12        | 18        | 42        | 11        | 17         | 217        | 6          | 594                |
| 800-815       | 13        | 78        | 27        | 14        | 158       | 13        | 25        | 90        | 12        | 11         | 273        | 10         | 724                |
| 815-830       | 6         | 84        | 32        | 9         | 211       | 11        | 18        | 57        | 15        | 10         | 161        | 5          | 619                |
| 830-845       | 8         | 86        | 25        | 11        | 171       | 9         | 16        | 48        | 12        | 7          | 172        | 13         | 578                |
| 845-900       | 11        | 96        | 24        | 5         | 207       | 6         | 14        | 51        | 9         | 5          | 187        | 4          | 619                |
| HOOR TOTALS   |           |           |           |           |           |           |           |           |           |            |            |            |                    |
| TIME          | 1<br>SBRT | 2<br>SBTH | 3<br>SBLT | 4<br>WBRT | 5<br>WBTH | 6<br>WBLT | 7<br>NBRT | 8<br>NBTH | 9<br>NBLT | 10<br>EBRT | 11<br>EBTH | 12<br>EBLT | TOTAL              |
| 700-800       | 40        | 169       | 67        | 29        | 584       | 28        | 48        | 150       | 40        | 42         | 629        | 32         | 1858               |
| 715-815       | 47        | 212       | 78        | 34        | 634       | 39        | 65        | 212       | 47        | 48         | 797        | 33         | 2246               |
| 730-830       | 43        | 253       | 93        | 37        | 707       | 44        | 72        | 224       | 45        | 49         | 815        | 28         | 2410               |
| 745-845       | 41        | 300       | 99        | 42        | 722       | 45        | 77        | 237       | 50        | 45         | 823        | 34         | 2515               |
| 800-900       | 38        | 344       | 108       | 39        | 747       | 39        | 73        | 246       | 48        | 33         | 793        | 32         | 2540               |



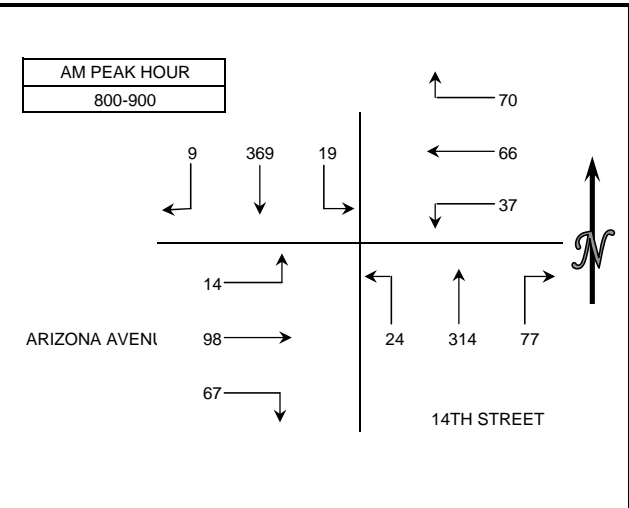
| 15 MIN COUNTS |           |           |           |           |           |           |           |           |           |            |            |            | 4:00 PM TO 6:00 PM |
|---------------|-----------|-----------|-----------|-----------|-----------|-----------|-----------|-----------|-----------|------------|------------|------------|--------------------|
| PERIOD        | 1<br>SBRT | 2<br>SBTH | 3<br>SBLT | 4<br>WBRT | 5<br>WBTH | 6<br>WBLT | 7<br>NBRT | 8<br>NBTH | 9<br>NBLT | 10<br>EBRT | 11<br>EBTH | 12<br>EBLT | TOTAL              |
| 400-415       | 17        | 82        | 20        | 17        | 265       | 11        | 27        | 72        | 12        | 11         | 244        | 12         | 790                |
| 415-430       | 15        | 60        | 28        | 19        | 281       | 22        | 36        | 58        | 16        | 21         | 226        | 13         | 795                |
| 430-445       | 16        | 67        | 25        | 21        | 299       | 13        | 23        | 78        | 18        | 8          | 237        | 9          | 814                |
| 445-500       | 20        | 62        | 20        | 19        | 282       | 17        | 22        | 70        | 27        | 8          | 205        | 10         | 762                |
| 500-515       | 16        | 51        | 17        | 16        | 317       | 17        | 19        | 86        | 35        | 14         | 220        | 6          | 814                |
| 515-530       | 11        | 56        | 11        | 16        | 289       | 12        | 22        | 81        | 21        | 17         | 232        | 18         | 786                |
| 530-545       | 10        | 65        | 21        | 21        | 280       | 25        | 11        | 72        | 20        | 10         | 169        | 20         | 724                |
| 545-600       | 8         | 67        | 16        | 20        | 297       | 27        | 17        | 47        | 20        | 11         | 166        | 7          | 703                |
| HOOR TOTALS   |           |           |           |           |           |           |           |           |           |            |            |            |                    |
| TIME          | 1<br>SBRT | 2<br>SBTH | 3<br>SBLT | 4<br>WBRT | 5<br>WBTH | 6<br>WBLT | 7<br>NBRT | 8<br>NBTH | 9<br>NBLT | 10<br>EBRT | 11<br>EBTH | 12<br>EBLT | TOTAL              |
| 400-500       | 68        | 271       | 93        | 76        | 1127      | 63        | 108       | 278       | 73        | 48         | 912        | 44         | 3161               |
| 415-515       | 67        | 240       | 90        | 75        | 1179      | 69        | 100       | 292       | 96        | 51         | 888        | 38         | 3185               |
| 430-530       | 63        | 236       | 73        | 72        | 1187      | 59        | 86        | 315       | 101       | 47         | 894        | 43         | 3176               |
| 445-545       | 57        | 234       | 69        | 72        | 1168      | 71        | 74        | 309       | 103       | 49         | 826        | 54         | 3086               |
| 500-600       | 45        | 239       | 65        | 73        | 1183      | 81        | 69        | 286       | 96        | 52         | 787        | 51         | 3027               |



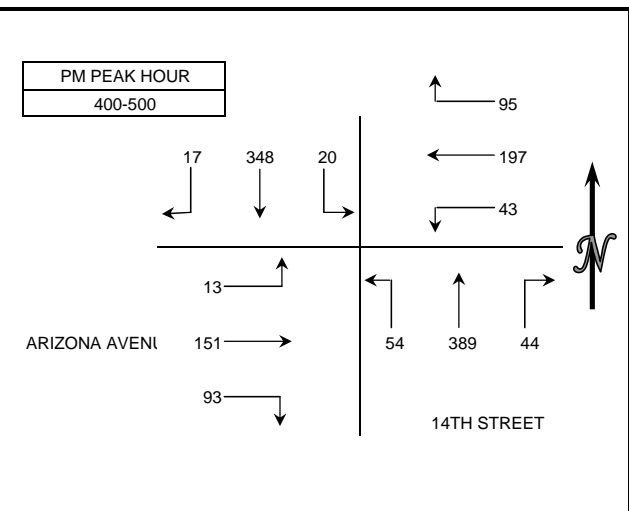
## INTERSECTION TURNING MOVEMENT COUNT SUMMARY

CLIENT: FEHR AND PEERS  
 PROJECT: WESTSIDE EXTENSION TRANSIT CORRIDOR COUNT PROGRAM  
 DATE: MONDAY MAY 11, 2009  
 PERIODS: 7:00 AM TO 9:00 AM AND 4:00 PM TO 6:00 PM  
 INTERSECTION: N/S 14TH STREET  
 E/W ARIZONA AVENUE  
 CITY: SANTA MONICA

| 15 MIN COUNTS |           |           |           |           |           |           |           |           |           |            |            |            |       | 7:00 AM TO 9:00 AM |
|---------------|-----------|-----------|-----------|-----------|-----------|-----------|-----------|-----------|-----------|------------|------------|------------|-------|--------------------|
| PERIOD        | 1<br>SBRT | 2<br>SBTH | 3<br>SBLT | 4<br>WBRT | 5<br>WBTH | 6<br>WBLT | 7<br>NBRT | 8<br>NBTH | 9<br>NBLT | 10<br>EBRT | 11<br>EBTH | 12<br>EBLT | TOTAL |                    |
| 700-715       | 1         | 33        | 1         | 0         | 2         | 2         | 12        | 40        | 3         | 9          | 4          | 2          | 109   |                    |
| 715-730       | 0         | 58        | 1         | 4         | 3         | 6         | 8         | 55        | 5         | 8          | 11         | 0          | 159   |                    |
| 730-745       | 1         | 59        | 7         | 8         | 15        | 6         | 11        | 60        | 9         | 14         | 10         | 3          | 203   |                    |
| 745-800       | 3         | 82        | 4         | 9         | 10        | 4         | 8         | 60        | 9         | 13         | 21         | 2          | 225   |                    |
| 800-815       | 2         | 95        | 6         | 15        | 15        | 12        | 17        | 97        | 7         | 11         | 20         | 3          | 300   |                    |
| 815-830       | 0         | 85        | 5         | 14        | 18        | 2         | 20        | 76        | 7         | 20         | 32         | 3          | 282   |                    |
| 830-845       | 3         | 97        | 2         | 25        | 16        | 16        | 19        | 65        | 6         | 18         | 21         | 4          | 292   |                    |
| 845-900       | 4         | 92        | 6         | 16        | 17        | 7         | 21        | 76        | 4         | 18         | 25         | 4          | 290   |                    |
| HOUR TOTALS   |           |           |           |           |           |           |           |           |           |            |            |            |       |                    |
| TIME          | 1<br>SBRT | 2<br>SBTH | 3<br>SBLT | 4<br>WBRT | 5<br>WBTH | 6<br>WBLT | 7<br>NBRT | 8<br>NBTH | 9<br>NBLT | 10<br>EBRT | 11<br>EBTH | 12<br>EBLT | TOTAL |                    |
| 700-800       | 5         | 232       | 13        | 21        | 30        | 18        | 39        | 215       | 26        | 44         | 46         | 7          | 696   |                    |
| 715-815       | 6         | 294       | 18        | 36        | 43        | 28        | 44        | 272       | 30        | 46         | 62         | 8          | 887   |                    |
| 730-830       | 6         | 321       | 22        | 46        | 58        | 24        | 56        | 293       | 32        | 58         | 83         | 11         | 1010  |                    |
| 745-845       | 8         | 359       | 17        | 63        | 59        | 34        | 64        | 298       | 29        | 62         | 94         | 12         | 1099  |                    |
| 800-900       | 9         | 369       | 19        | 70        | 66        | 37        | 77        | 314       | 24        | 67         | 98         | 14         | 1164  |                    |



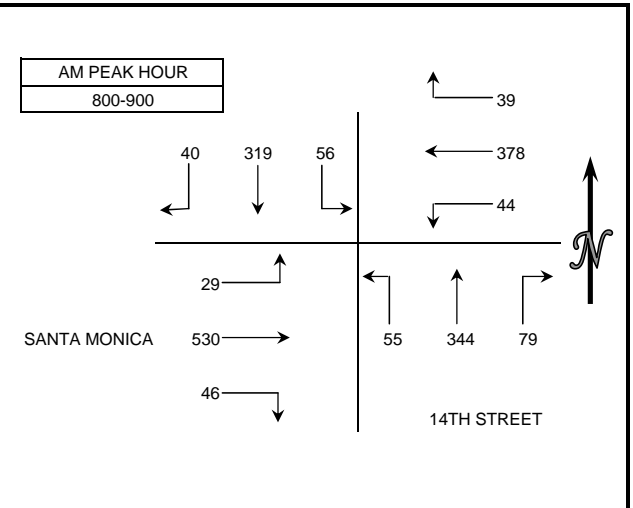
| 15 MIN COUNTS |           |           |           |           |           |           |           |           |           |            |            |            |       | 4:00 PM TO 6:00 PM |
|---------------|-----------|-----------|-----------|-----------|-----------|-----------|-----------|-----------|-----------|------------|------------|------------|-------|--------------------|
| PERIOD        | 1<br>SBRT | 2<br>SBTH | 3<br>SBLT | 4<br>WBRT | 5<br>WBTH | 6<br>WBLT | 7<br>NBRT | 8<br>NBTH | 9<br>NBLT | 10<br>EBRT | 11<br>EBTH | 12<br>EBLT | TOTAL |                    |
| 400-415       | 8         | 97        | 4         | 26        | 57        | 11        | 9         | 95        | 13        | 26         | 40         | 3          | 389   |                    |
| 415-430       | 4         | 68        | 6         | 20        | 50        | 11        | 13        | 91        | 11        | 20         | 40         | 2          | 336   |                    |
| 430-445       | 3         | 86        | 5         | 21        | 43        | 8         | 13        | 100       | 15        | 21         | 37         | 2          | 354   |                    |
| 445-500       | 2         | 97        | 5         | 28        | 47        | 13        | 9         | 103       | 15        | 26         | 34         | 6          | 385   |                    |
| 500-515       | 6         | 70        | 6         | 18        | 51        | 11        | 8         | 90        | 19        | 19         | 45         | 4          | 347   |                    |
| 515-530       | 5         | 88        | 2         | 14        | 50        | 11        | 10        | 108       | 13        | 16         | 47         | 4          | 368   |                    |
| 530-545       | 4         | 91        | 6         | 20        | 35        | 9         | 13        | 101       | 12        | 31         | 33         | 8          | 363   |                    |
| 545-600       | 8         | 84        | 4         | 16        | 33        | 10        | 9         | 98        | 13        | 17         | 29         | 3          | 324   |                    |
| HOUR TOTALS   |           |           |           |           |           |           |           |           |           |            |            |            |       |                    |
| TIME          | 1<br>SBRT | 2<br>SBTH | 3<br>SBLT | 4<br>WBRT | 5<br>WBTH | 6<br>WBLT | 7<br>NBRT | 8<br>NBTH | 9<br>NBLT | 10<br>EBRT | 11<br>EBTH | 12<br>EBLT | TOTAL |                    |
| 400-500       | 17        | 348       | 20        | 95        | 197       | 43        | 44        | 389       | 54        | 93         | 151        | 13         | 1464  |                    |
| 415-515       | 15        | 321       | 22        | 87        | 191       | 43        | 43        | 384       | 60        | 86         | 156        | 14         | 1422  |                    |
| 430-530       | 16        | 341       | 18        | 81        | 191       | 43        | 40        | 401       | 62        | 82         | 163        | 16         | 1454  |                    |
| 445-545       | 17        | 346       | 19        | 80        | 183       | 44        | 40        | 402       | 59        | 92         | 159        | 22         | 1463  |                    |
| 500-600       | 23        | 333       | 18        | 68        | 169       | 41        | 40        | 397       | 57        | 83         | 154        | 19         | 1402  |                    |



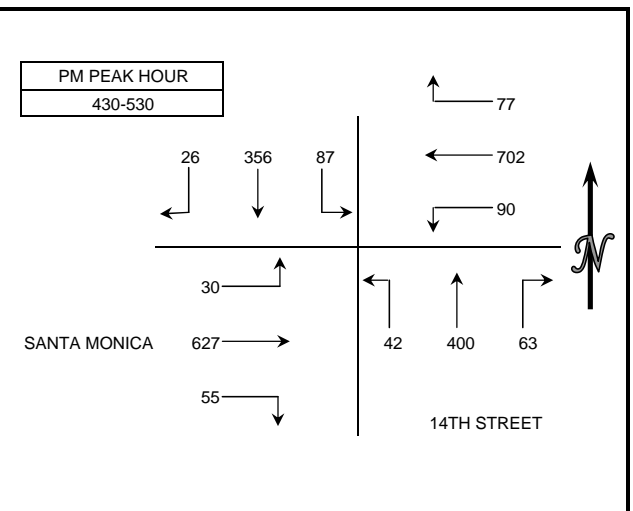
## INTERSECTION TURNING MOVEMENT COUNT SUMMARY

CLIENT: FEHR AND PEERS  
 PROJECT: WESTSIDE EXTENSION TRANSIT CORRIDOR COUNT PROGRAM  
 DATE: THURSDAY MAY 14, 2009  
 PERIODS: 7:00 AM TO 9:00 AM AND 4:00 PM TO 6:00 PM  
 INTERSECTION: N/S 14TH STREET  
 E/W SANTA MONICA BOULEVARD  
 CITY: SANTA MONICA

| 15 MIN COUNTS |           |           |           |           |           |           |           |           |           |            |            |            | 7:00 AM TO 9:00 AM |
|---------------|-----------|-----------|-----------|-----------|-----------|-----------|-----------|-----------|-----------|------------|------------|------------|--------------------|
| PERIOD        | 1<br>SBRT | 2<br>SBTH | 3<br>SBLT | 4<br>WBRT | 5<br>WBTH | 6<br>WBLT | 7<br>NBRT | 8<br>NBTH | 9<br>NBLT | 10<br>EBRT | 11<br>EBTH | 12<br>EBLT | TOTAL              |
| 700-715       | 3         | 40        | 7         | 7         | 55        | 8         | 13        | 37        | 8         | 2          | 61         | 5          | 246                |
| 715-730       | 0         | 54        | 20        | 7         | 79        | 9         | 14        | 52        | 6         | 5          | 69         | 4          | 319                |
| 730-745       | 2         | 65        | 15        | 7         | 82        | 8         | 11        | 49        | 6         | 7          | 57         | 4          | 313                |
| 745-800       | 4         | 50        | 10        | 7         | 63        | 8         | 14        | 76        | 12        | 9          | 98         | 6          | 357                |
| 800-815       | 7         | 65        | 15        | 9         | 65        | 5         | 23        | 111       | 12        | 6          | 129        | 12         | 459                |
| 815-830       | 8         | 99        | 11        | 3         | 81        | 8         | 13        | 81        | 11        | 11         | 106        | 6          | 438                |
| 830-845       | 13        | 79        | 14        | 14        | 123       | 11        | 22        | 77        | 14        | 16         | 138        | 7          | 528                |
| 845-900       | 12        | 76        | 16        | 13        | 109       | 20        | 21        | 75        | 18        | 13         | 157        | 4          | 534                |
| HOUR TOTALS   |           |           |           |           |           |           |           |           |           |            |            |            |                    |
| TIME          | 1<br>SBRT | 2<br>SBTH | 3<br>SBLT | 4<br>WBRT | 5<br>WBTH | 6<br>WBLT | 7<br>NBRT | 8<br>NBTH | 9<br>NBLT | 10<br>EBRT | 11<br>EBTH | 12<br>EBLT | TOTAL              |
| 700-800       | 9         | 209       | 52        | 28        | 279       | 33        | 52        | 214       | 32        | 23         | 285        | 19         | 1235               |
| 715-815       | 13        | 234       | 60        | 30        | 289       | 30        | 62        | 288       | 36        | 27         | 353        | 26         | 1448               |
| 730-830       | 21        | 279       | 51        | 26        | 291       | 29        | 61        | 317       | 41        | 33         | 390        | 28         | 1567               |
| 745-845       | 32        | 293       | 50        | 33        | 332       | 32        | 72        | 345       | 49        | 42         | 471        | 31         | 1782               |
| 800-900       | 40        | 319       | 56        | 39        | 378       | 44        | 79        | 344       | 55        | 46         | 530        | 29         | 1959               |



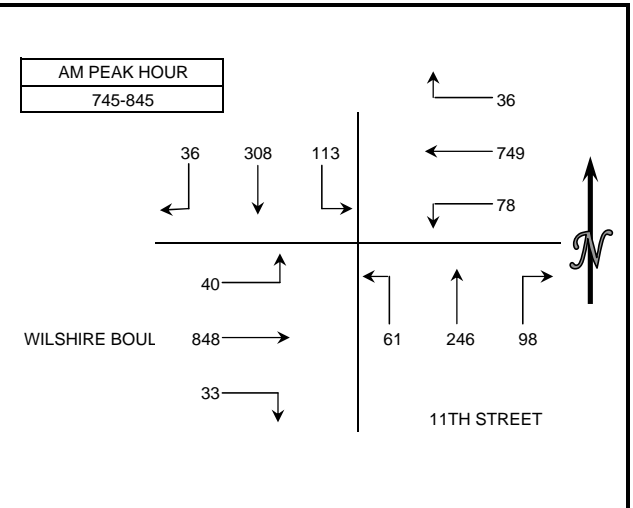
| 15 MIN COUNTS |           |           |           |           |           |           |           |           |           |            |            |            | 4:00 PM TO 6:00 PM |
|---------------|-----------|-----------|-----------|-----------|-----------|-----------|-----------|-----------|-----------|------------|------------|------------|--------------------|
| PERIOD        | 1<br>SBRT | 2<br>SBTH | 3<br>SBLT | 4<br>WBRT | 5<br>WBTH | 6<br>WBLT | 7<br>NBRT | 8<br>NBTH | 9<br>NBLT | 10<br>EBRT | 11<br>EBTH | 12<br>EBLT | TOTAL              |
| 400-415       | 11        | 86        | 30        | 18        | 169       | 13        | 12        | 86        | 7         | 21         | 144        | 8          | 605                |
| 415-430       | 11        | 90        | 27        | 19        | 149       | 23        | 11        | 71        | 9         | 14         | 157        | 9          | 590                |
| 430-445       | 7         | 87        | 26        | 22        | 139       | 20        | 13        | 96        | 11        | 15         | 182        | 10         | 628                |
| 445-500       | 4         | 86        | 17        | 23        | 169       | 25        | 16        | 95        | 14        | 15         | 137        | 4          | 605                |
| 500-515       | 6         | 87        | 24        | 18        | 194       | 22        | 18        | 119       | 11        | 11         | 184        | 6          | 700                |
| 515-530       | 9         | 96        | 20        | 14        | 200       | 23        | 16        | 90        | 6         | 14         | 124        | 10         | 622                |
| 530-545       | 1         | 102       | 25        | 17        | 179       | 15        | 18        | 101       | 13        | 15         | 104        | 5          | 595                |
| 545-600       | 3         | 93        | 17        | 15        | 175       | 16        | 8         | 84        | 10        | 12         | 136        | 6          | 575                |
| HOUR TOTALS   |           |           |           |           |           |           |           |           |           |            |            |            |                    |
| TIME          | 1<br>SBRT | 2<br>SBTH | 3<br>SBLT | 4<br>WBRT | 5<br>WBTH | 6<br>WBLT | 7<br>NBRT | 8<br>NBTH | 9<br>NBLT | 10<br>EBRT | 11<br>EBTH | 12<br>EBLT | TOTAL              |
| 400-500       | 33        | 349       | 100       | 82        | 626       | 81        | 52        | 348       | 41        | 65         | 620        | 31         | 2428               |
| 415-515       | 28        | 350       | 94        | 82        | 651       | 90        | 58        | 381       | 45        | 55         | 660        | 29         | 2523               |
| 430-530       | 26        | 356       | 87        | 77        | 702       | 90        | 63        | 400       | 42        | 55         | 627        | 30         | 2555               |
| 445-545       | 20        | 371       | 86        | 72        | 742       | 85        | 68        | 405       | 44        | 55         | 549        | 25         | 2522               |
| 500-600       | 19        | 378       | 86        | 64        | 748       | 76        | 60        | 394       | 40        | 52         | 548        | 27         | 2492               |



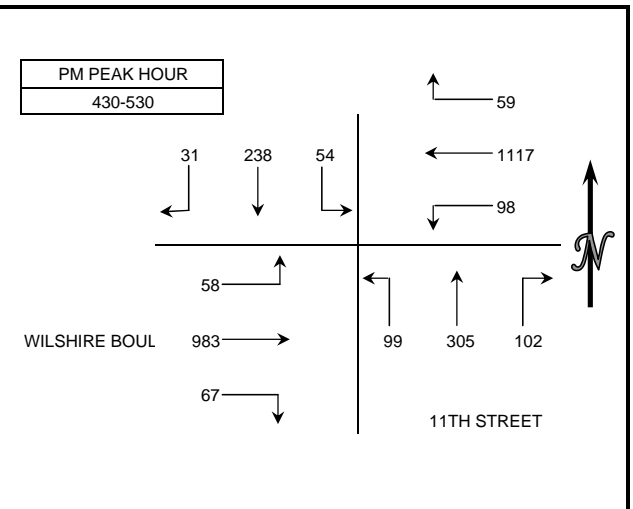
## INTERSECTION TURNING MOVEMENT COUNT SUMMARY

CLIENT: FEHR AND PEERS  
 PROJECT: WESTSIDE EXTENSION TRANSIT CORRIDOR COUNT PROGRAM  
 DATE: THURSDAY MAY 14, 2009  
 PERIODS: 7:00 AM TO 9:00 AM AND 4:00 PM TO 6:00 PM  
 INTERSECTION: N/S 11TH STREET  
 E/W WILSHIRE BOULEVARD  
 CITY: SANTA MONICA

| 15 MIN COUNTS |           |           |           |           |           |           |           |           |           |            |            |            | 7:00 AM TO 9:00 AM |
|---------------|-----------|-----------|-----------|-----------|-----------|-----------|-----------|-----------|-----------|------------|------------|------------|--------------------|
| PERIOD        | 1<br>SBRT | 2<br>SBTH | 3<br>SBLT | 4<br>WBRT | 5<br>WBTH | 6<br>WBLT | 7<br>NBRT | 8<br>NBTH | 9<br>NBLT | 10<br>EBRT | 11<br>EBTH | 12<br>EBLT | TOTAL              |
| 700-715       | 2         | 16        | 4         | 5         | 120       | 10        | 7         | 12        | 5         | 3          | 116        | 2          | 302                |
| 715-730       | 6         | 29        | 7         | 4         | 133       | 15        | 16        | 31        | 10        | 9          | 142        | 2          | 404                |
| 730-745       | 7         | 47        | 14        | 3         | 153       | 10        | 20        | 34        | 10        | 9          | 185        | 9          | 501                |
| 745-800       | 4         | 59        | 16        | 9         | 173       | 17        | 25        | 60        | 20        | 9          | 199        | 9          | 600                |
| 800-815       | 4         | 74        | 31        | 7         | 181       | 15        | 30        | 54        | 14        | 5          | 229        | 6          | 650                |
| 815-830       | 15        | 99        | 38        | 13        | 209       | 32        | 27        | 82        | 17        | 14         | 232        | 11         | 789                |
| 830-845       | 13        | 76        | 28        | 7         | 186       | 14        | 16        | 50        | 10        | 5          | 188        | 14         | 607                |
| 845-900       | 5         | 61        | 18        | 9         | 218       | 16        | 18        | 55        | 17        | 10         | 133        | 6          | 566                |
| HOUR TOTALS   |           |           |           |           |           |           |           |           |           |            |            |            |                    |
| TIME          | 1<br>SBRT | 2<br>SBTH | 3<br>SBLT | 4<br>WBRT | 5<br>WBTH | 6<br>WBLT | 7<br>NBRT | 8<br>NBTH | 9<br>NBLT | 10<br>EBRT | 11<br>EBTH | 12<br>EBLT | TOTAL              |
| 700-800       | 19        | 151       | 41        | 21        | 579       | 52        | 68        | 137       | 45        | 30         | 642        | 22         | 1807               |
| 715-815       | 21        | 209       | 68        | 23        | 640       | 57        | 91        | 179       | 54        | 32         | 755        | 26         | 2155               |
| 730-830       | 30        | 279       | 99        | 32        | 716       | 74        | 102       | 230       | 61        | 37         | 845        | 35         | 2540               |
| 745-845       | 36        | 308       | 113       | 36        | 749       | 78        | 98        | 246       | 61        | 33         | 848        | 40         | 2646               |
| 800-900       | 37        | 310       | 115       | 36        | 794       | 77        | 91        | 241       | 58        | 34         | 782        | 37         | 2612               |



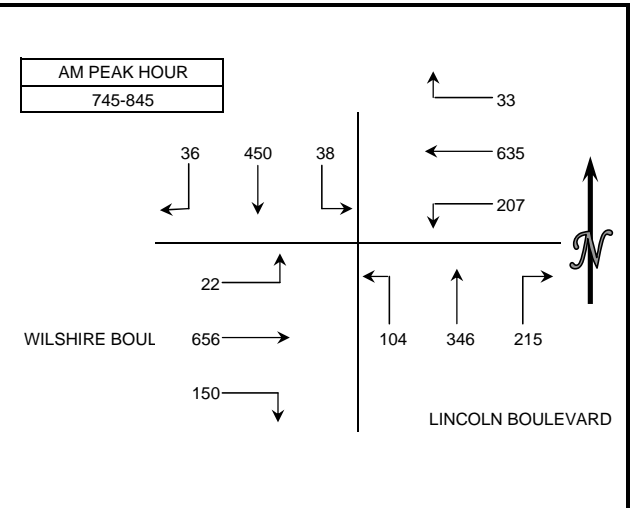
| 15 MIN COUNTS |           |           |           |           |           |           |           |           |           |            |            |            | 4:00 PM TO 6:00 PM |
|---------------|-----------|-----------|-----------|-----------|-----------|-----------|-----------|-----------|-----------|------------|------------|------------|--------------------|
| PERIOD        | 1<br>SBRT | 2<br>SBTH | 3<br>SBLT | 4<br>WBRT | 5<br>WBTH | 6<br>WBLT | 7<br>NBRT | 8<br>NBTH | 9<br>NBLT | 10<br>EBRT | 11<br>EBTH | 12<br>EBLT | TOTAL              |
| 400-415       | 5         | 50        | 13        | 9         | 234       | 24        | 30        | 56        | 22        | 20         | 247        | 8          | 718                |
| 415-430       | 7         | 67        | 7         | 16        | 258       | 17        | 23        | 63        | 21        | 22         | 247        | 14         | 762                |
| 430-445       | 10        | 58        | 10        | 11        | 307       | 28        | 25        | 75        | 22        | 17         | 243        | 12         | 818                |
| 445-500       | 10        | 59        | 19        | 12        | 308       | 32        | 32        | 78        | 30        | 20         | 247        | 14         | 861                |
| 500-515       | 5         | 61        | 15        | 16        | 237       | 18        | 24        | 74        | 18        | 13         | 255        | 18         | 754                |
| 515-530       | 6         | 60        | 10        | 20        | 265       | 20        | 21        | 78        | 29        | 17         | 238        | 14         | 778                |
| 530-545       | 11        | 44        | 14        | 26        | 248       | 25        | 17        | 63        | 27        | 20         | 270        | 19         | 784                |
| 545-600       | 6         | 37        | 11        | 14        | 279       | 27        | 28        | 60        | 21        | 13         | 215        | 12         | 723                |
| HOUR TOTALS   |           |           |           |           |           |           |           |           |           |            |            |            |                    |
| TIME          | 1<br>SBRT | 2<br>SBTH | 3<br>SBLT | 4<br>WBRT | 5<br>WBTH | 6<br>WBLT | 7<br>NBRT | 8<br>NBTH | 9<br>NBLT | 10<br>EBRT | 11<br>EBTH | 12<br>EBLT | TOTAL              |
| 400-500       | 32        | 234       | 49        | 48        | 1107      | 101       | 110       | 272       | 95        | 79         | 984        | 48         | 3159               |
| 415-515       | 32        | 245       | 51        | 55        | 1110      | 95        | 104       | 290       | 91        | 72         | 992        | 58         | 3195               |
| 430-530       | 31        | 238       | 54        | 59        | 1117      | 98        | 102       | 305       | 99        | 67         | 983        | 58         | 3211               |
| 445-545       | 32        | 224       | 58        | 74        | 1058      | 95        | 94        | 293       | 104       | 70         | 1010       | 65         | 3177               |
| 500-600       | 28        | 202       | 50        | 76        | 1029      | 90        | 90        | 275       | 95        | 63         | 978        | 63         | 3039               |



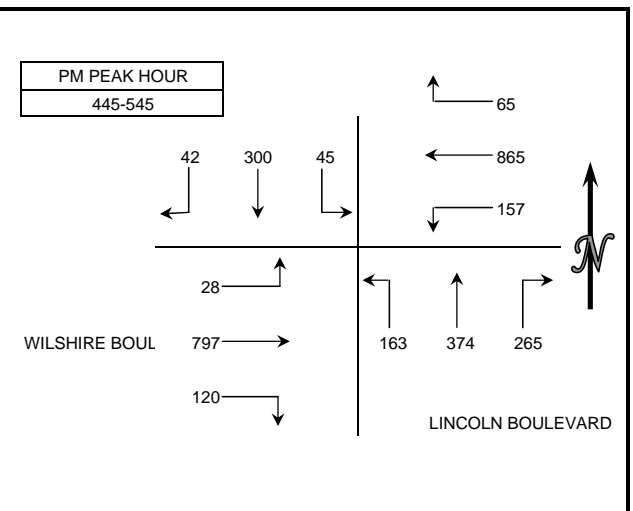
## INTERSECTION TURNING MOVEMENT COUNT SUMMARY

CLIENT: FEHR AND PEERS  
 PROJECT: WESTSIDE EXTENSION TRANSIT CORRIDOR COUNT PROGRAM  
 DATE: TUESDAY MAY 12, 2009  
 PERIODS: 7:00 AM TO 9:00 AM AND 4:00 PM TO 6:00 PM  
 INTERSECTION: N/S LINCOLN BOULEVARD  
 E/W WILSHIRE BOULEVARD  
 CITY: SANTA MONICA

| 15 MIN COUNTS |           |           |           |           |           |           |           |           |           |            |            |            | 7:00 AM TO 9:00 AM |
|---------------|-----------|-----------|-----------|-----------|-----------|-----------|-----------|-----------|-----------|------------|------------|------------|--------------------|
| PERIOD        | 1<br>SBRT | 2<br>SBTH | 3<br>SBLT | 4<br>WBRT | 5<br>WBTH | 6<br>WBLT | 7<br>NBRT | 8<br>NBTH | 9<br>NBLT | 10<br>EBRT | 11<br>EBTH | 12<br>EBLT | TOTAL              |
| 700-715       | 8         | 87        | 10        | 9         | 87        | 38        | 42        | 59        | 20        | 14         | 90         | 2          | 466                |
| 715-730       | 8         | 75        | 11        | 9         | 99        | 39        | 33        | 91        | 20        | 34         | 87         | 3          | 509                |
| 730-745       | 3         | 98        | 12        | 7         | 86        | 47        | 52        | 96        | 27        | 20         | 117        | 5          | 570                |
| 745-800       | 12        | 120       | 14        | 9         | 145       | 57        | 59        | 86        | 39        | 35         | 132        | 3          | 711                |
| 800-815       | 11        | 133       | 12        | 8         | 169       | 57        | 56        | 82        | 26        | 40         | 191        | 5          | 790                |
| 815-830       | 6         | 94        | 4         | 8         | 169       | 49        | 60        | 87        | 21        | 40         | 168        | 6          | 712                |
| 830-845       | 7         | 103       | 8         | 8         | 152       | 44        | 40        | 91        | 18        | 35         | 165        | 8          | 679                |
| 845-900       | 4         | 93        | 16        | 10        | 160       | 50        | 39        | 40        | 36        | 42         | 143        | 1          | 634                |
| HOURLY TOTALS |           |           |           |           |           |           |           |           |           |            |            |            |                    |
| TIME          | 1<br>SBRT | 2<br>SBTH | 3<br>SBLT | 4<br>WBRT | 5<br>WBTH | 6<br>WBLT | 7<br>NBRT | 8<br>NBTH | 9<br>NBLT | 10<br>EBRT | 11<br>EBTH | 12<br>EBLT | TOTAL              |
| 700-800       | 31        | 380       | 47        | 34        | 417       | 181       | 186       | 332       | 106       | 103        | 426        | 13         | 2256               |
| 715-815       | 34        | 426       | 49        | 33        | 499       | 200       | 200       | 355       | 112       | 129        | 527        | 16         | 2580               |
| 730-830       | 32        | 445       | 42        | 32        | 569       | 210       | 227       | 351       | 113       | 135        | 608        | 19         | 2783               |
| 745-845       | 36        | 450       | 38        | 33        | 635       | 207       | 215       | 346       | 104       | 150        | 656        | 22         | 2892               |
| 800-900       | 28        | 423       | 40        | 34        | 650       | 200       | 195       | 300       | 101       | 157        | 667        | 20         | 2815               |



| 15 MIN COUNTS |           |           |           |           |           |           |           |           |           |            |            |            | 4:00 PM TO 6:00 PM |
|---------------|-----------|-----------|-----------|-----------|-----------|-----------|-----------|-----------|-----------|------------|------------|------------|--------------------|
| PERIOD        | 1<br>SBRT | 2<br>SBTH | 3<br>SBLT | 4<br>WBRT | 5<br>WBTH | 6<br>WBLT | 7<br>NBRT | 8<br>NBTH | 9<br>NBLT | 10<br>EBRT | 11<br>EBTH | 12<br>EBLT | TOTAL              |
| 400-415       | 2         | 80        | 11        | 24        | 222       | 28        | 81        | 92        | 30        | 22         | 230        | 2          | 824                |
| 415-430       | 8         | 56        | 19        | 19        | 228       | 41        | 76        | 84        | 42        | 33         | 197        | 5          | 808                |
| 430-445       | 8         | 71        | 6         | 12        | 185       | 30        | 72        | 97        | 48        | 43         | 205        | 5          | 782                |
| 445-500       | 8         | 72        | 10        | 15        | 215       | 35        | 76        | 85        | 34        | 25         | 191        | 6          | 772                |
| 500-515       | 18        | 74        | 16        | 22        | 193       | 33        | 67        | 92        | 31        | 38         | 207        | 8          | 799                |
| 515-530       | 6         | 50        | 9         | 18        | 225       | 41        | 55        | 97        | 50        | 25         | 195        | 6          | 777                |
| 530-545       | 10        | 104       | 10        | 10        | 232       | 48        | 67        | 100       | 48        | 32         | 204        | 8          | 873                |
| 545-600       | 9         | 54        | 12        | 12        | 174       | 31        | 58        | 117       | 47        | 30         | 174        | 4          | 722                |
| HOURLY TOTALS |           |           |           |           |           |           |           |           |           |            |            |            |                    |
| TIME          | 1<br>SBRT | 2<br>SBTH | 3<br>SBLT | 4<br>WBRT | 5<br>WBTH | 6<br>WBLT | 7<br>NBRT | 8<br>NBTH | 9<br>NBLT | 10<br>EBRT | 11<br>EBTH | 12<br>EBLT | TOTAL              |
| 400-500       | 26        | 279       | 46        | 70        | 850       | 134       | 305       | 358       | 154       | 123        | 823        | 18         | 3186               |
| 415-515       | 42        | 273       | 51        | 68        | 821       | 139       | 291       | 358       | 155       | 139        | 800        | 24         | 3161               |
| 430-530       | 40        | 267       | 41        | 67        | 818       | 139       | 270       | 371       | 163       | 131        | 798        | 25         | 3130               |
| 445-545       | 42        | 300       | 45        | 65        | 865       | 157       | 265       | 374       | 163       | 120        | 797        | 28         | 3221               |
| 500-600       | 43        | 282       | 47        | 62        | 824       | 153       | 247       | 406       | 176       | 125        | 780        | 26         | 3171               |

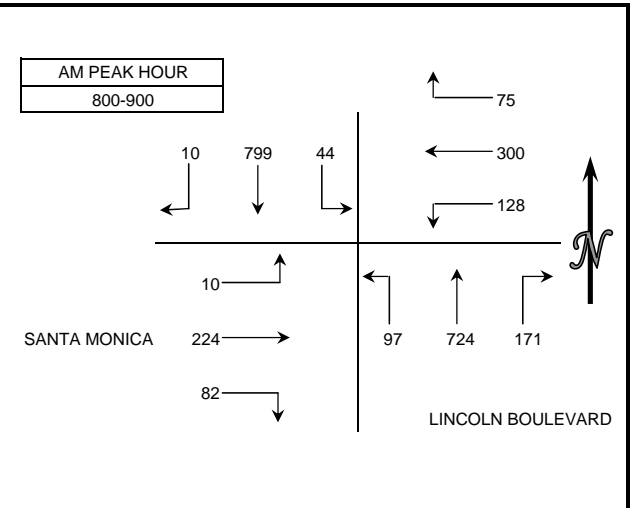




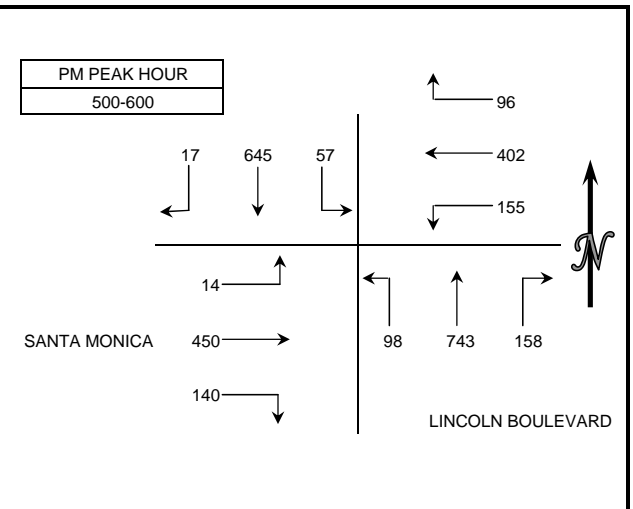
## INTERSECTION TURNING MOVEMENT COUNT SUMMARY

CLIENT: FEHR AND PEERS  
 PROJECT: WESTSIDE EXTENSION TRANSIT CORRIDOR COUNT PROGRAM  
 DATE: THURSDAY MAY 14, 2009  
 PERIODS: 7:00 AM TO 9:00 AM AND 4:00 PM TO 6:00 PM  
 INTERSECTION: N/S LINCOLN BOULEVARD  
 E/W SANTA MONICA BOULEVARD  
 CITY: SANTA MONICA

| 15 MIN COUNTS      |           |           |           |           |           |           |           |           |           |            |            |            |       |
|--------------------|-----------|-----------|-----------|-----------|-----------|-----------|-----------|-----------|-----------|------------|------------|------------|-------|
| 7:00 AM TO 9:00 AM |           |           |           |           |           |           |           |           |           |            |            |            |       |
| PERIOD             | 1<br>SBRT | 2<br>SBTH | 3<br>SBLT | 4<br>WBRT | 5<br>WBTH | 6<br>WBLT | 7<br>NBRT | 8<br>NBTH | 9<br>NBLT | 10<br>EBRT | 11<br>EBTH | 12<br>EBLT | TOTAL |
| 700-715            | 5         | 140       | 9         | 10        | 24        | 22        | 38        | 150       | 11        | 12         | 23         | 2          | 446   |
| 715-730            | 5         | 161       | 3         | 15        | 43        | 22        | 22        | 161       | 14        | 11         | 44         | 2          | 503   |
| 730-745            | 6         | 186       | 6         | 13        | 47        | 21        | 52        | 184       | 17        | 13         | 41         | 1          | 587   |
| 745-800            | 4         | 189       | 3         | 5         | 49        | 22        | 45        | 209       | 16        | 7          | 70         | 3          | 622   |
| 800-815            | 2         | 232       | 17        | 16        | 71        | 28        | 43        | 223       | 21        | 17         | 46         | 4          | 720   |
| 815-830            | 2         | 204       | 9         | 26        | 86        | 34        | 50        | 179       | 20        | 19         | 61         | 2          | 692   |
| 830-845            | 4         | 195       | 11        | 17        | 52        | 36        | 45        | 170       | 27        | 26         | 38         | 1          | 622   |
| 845-900            | 2         | 168       | 7         | 16        | 91        | 30        | 33        | 152       | 29        | 20         | 79         | 3          | 630   |
| HOUR TOTALS        |           |           |           |           |           |           |           |           |           |            |            |            |       |
| TIME               | 1<br>SBRT | 2<br>SBTH | 3<br>SBLT | 4<br>WBRT | 5<br>WBTH | 6<br>WBLT | 7<br>NBRT | 8<br>NBTH | 9<br>NBLT | 10<br>EBRT | 11<br>EBTH | 12<br>EBLT | TOTAL |
| 700-800            | 20        | 676       | 21        | 43        | 163       | 87        | 157       | 704       | 58        | 43         | 178        | 8          | 2158  |
| 715-815            | 17        | 768       | 29        | 49        | 210       | 93        | 162       | 777       | 68        | 48         | 201        | 10         | 2432  |
| 730-830            | 14        | 811       | 35        | 60        | 253       | 105       | 190       | 795       | 74        | 56         | 218        | 10         | 2621  |
| 745-845            | 12        | 820       | 40        | 64        | 258       | 120       | 183       | 781       | 84        | 69         | 215        | 10         | 2656  |
| 800-900            | 10        | 799       | 44        | 75        | 300       | 128       | 171       | 724       | 97        | 82         | 224        | 10         | 2664  |



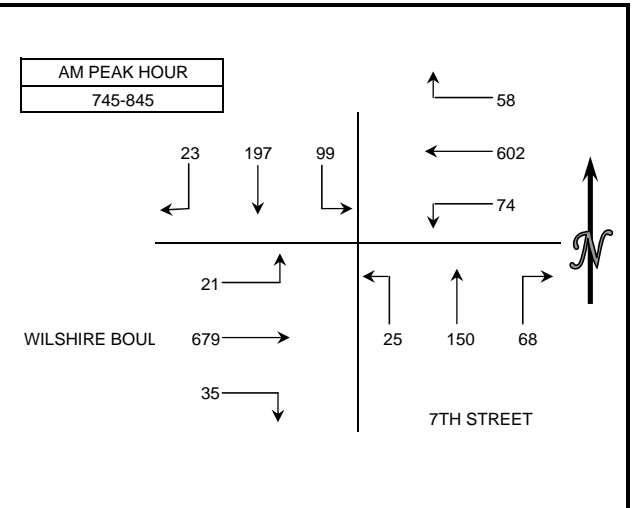
| 15 MIN COUNTS      |           |           |           |           |           |           |           |           |           |            |            |            |       |
|--------------------|-----------|-----------|-----------|-----------|-----------|-----------|-----------|-----------|-----------|------------|------------|------------|-------|
| 4:00 PM TO 6:00 PM |           |           |           |           |           |           |           |           |           |            |            |            |       |
| PERIOD             | 1<br>SBRT | 2<br>SBTH | 3<br>SBLT | 4<br>WBRT | 5<br>WBTH | 6<br>WBLT | 7<br>NBRT | 8<br>NBTH | 9<br>NBLT | 10<br>EBRT | 11<br>EBTH | 12<br>EBLT | TOTAL |
| 400-415            | 8         | 180       | 11        | 34        | 105       | 46        | 35        | 175       | 24        | 40         | 109        | 2          | 769   |
| 415-430            | 9         | 154       | 15        | 24        | 106       | 28        | 46        | 204       | 25        | 29         | 89         | 6          | 735   |
| 430-445            | 6         | 156       | 17        | 31        | 90        | 35        | 34        | 176       | 20        | 27         | 106        | 2          | 700   |
| 445-500            | 7         | 146       | 10        | 27        | 105       | 26        | 38        | 178       | 25        | 32         | 83         | 7          | 684   |
| 500-515            | 6         | 174       | 16        | 26        | 104       | 43        | 48        | 173       | 25        | 38         | 109        | 2          | 764   |
| 515-530            | 5         | 176       | 13        | 21        | 100       | 34        | 35        | 167       | 20        | 32         | 111        | 1          | 715   |
| 530-545            | 1         | 156       | 13        | 24        | 103       | 40        | 40        | 201       | 28        | 38         | 128        | 4          | 776   |
| 545-600            | 5         | 139       | 15        | 25        | 95        | 38        | 35        | 202       | 25        | 32         | 102        | 7          | 720   |
| HOUR TOTALS        |           |           |           |           |           |           |           |           |           |            |            |            |       |
| TIME               | 1<br>SBRT | 2<br>SBTH | 3<br>SBLT | 4<br>WBRT | 5<br>WBTH | 6<br>WBLT | 7<br>NBRT | 8<br>NBTH | 9<br>NBLT | 10<br>EBRT | 11<br>EBTH | 12<br>EBLT | TOTAL |
| 400-500            | 30        | 636       | 53        | 116       | 406       | 135       | 153       | 733       | 94        | 128        | 387        | 17         | 2888  |
| 415-515            | 28        | 630       | 58        | 108       | 405       | 132       | 166       | 731       | 95        | 126        | 387        | 17         | 2883  |
| 430-530            | 24        | 652       | 56        | 105       | 399       | 138       | 155       | 694       | 90        | 129        | 409        | 12         | 2863  |
| 445-545            | 19        | 652       | 52        | 98        | 412       | 143       | 161       | 719       | 98        | 140        | 431        | 14         | 2939  |
| 500-600            | 17        | 645       | 57        | 96        | 402       | 155       | 158       | 743       | 98        | 140        | 450        | 14         | 2975  |



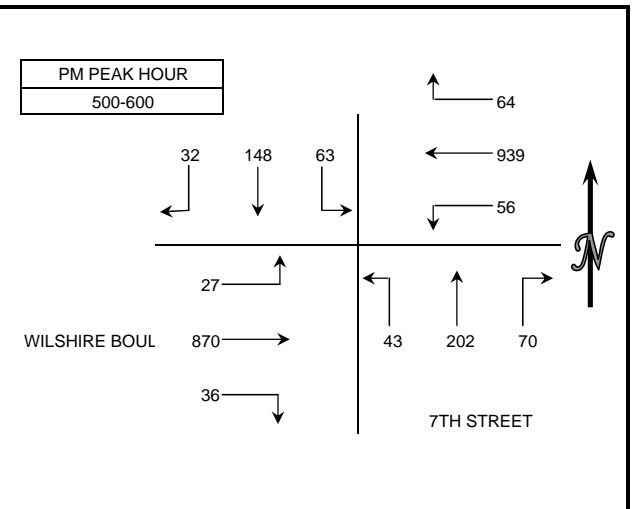
## INTERSECTION TURNING MOVEMENT COUNT SUMMARY

CLIENT: FEHR AND PEERS  
 PROJECT: WESTSIDE EXTENSION TRANSIT CORRIDOR COUNT PROGRAM  
 DATE: THURSDAY MAY 14, 2009  
 PERIODS: 7:00 AM TO 9:00 AM AND 4:00 PM TO 6:00 PM  
 INTERSECTION: N/S 7TH STREET  
 E/W WILSHIRE BOULEVARD  
 CITY: SANTA MONICA

| 15 MIN COUNTS |           |           |           |           |           |           |           |           |           |            |            |            | 7:00 AM TO 9:00 AM |
|---------------|-----------|-----------|-----------|-----------|-----------|-----------|-----------|-----------|-----------|------------|------------|------------|--------------------|
| PERIOD        | 1<br>SBRT | 2<br>SBTH | 3<br>SBLT | 4<br>WBRT | 5<br>WBTH | 6<br>WBLT | 7<br>NBRT | 8<br>NBTH | 9<br>NBLT | 10<br>EBRT | 11<br>EBTH | 12<br>EBLT | TOTAL              |
| 700-715       | 4         | 16        | 3         | 8         | 98        | 12        | 4         | 12        | 1         | 6          | 94         | 9          | 267                |
| 715-730       | 3         | 16        | 12        | 7         | 117       | 12        | 5         | 33        | 4         | 4          | 116        | 3          | 332                |
| 730-745       | 3         | 36        | 15        | 28        | 126       | 9         | 8         | 51        | 4         | 8          | 138        | 6          | 432                |
| 745-800       | 4         | 52        | 34        | 23        | 118       | 10        | 25        | 50        | 7         | 12         | 184        | 10         | 529                |
| 800-815       | 9         | 56        | 28        | 10        | 146       | 24        | 14        | 40        | 6         | 6          | 170        | 5          | 514                |
| 815-830       | 2         | 48        | 15        | 10        | 159       | 26        | 18        | 43        | 7         | 6          | 158        | 2          | 494                |
| 830-845       | 8         | 41        | 22        | 15        | 179       | 14        | 11        | 17        | 5         | 11         | 167        | 4          | 494                |
| 845-900       | 5         | 39        | 14        | 8         | 187       | 15        | 17        | 18        | 6         | 11         | 187        | 5          | 512                |
| HOUR TOTALS   |           |           |           |           |           |           |           |           |           |            |            |            |                    |
| TIME          | 1<br>SBRT | 2<br>SBTH | 3<br>SBLT | 4<br>WBRT | 5<br>WBTH | 6<br>WBLT | 7<br>NBRT | 8<br>NBTH | 9<br>NBLT | 10<br>EBRT | 11<br>EBTH | 12<br>EBLT | TOTAL              |
| 700-800       | 14        | 120       | 64        | 66        | 459       | 43        | 42        | 146       | 16        | 30         | 532        | 28         | 1560               |
| 715-815       | 19        | 160       | 89        | 68        | 507       | 55        | 52        | 174       | 21        | 30         | 608        | 24         | 1807               |
| 730-830       | 18        | 192       | 92        | 71        | 549       | 69        | 65        | 184       | 24        | 32         | 650        | 23         | 1969               |
| 745-845       | 23        | 197       | 99        | 58        | 602       | 74        | 68        | 150       | 25        | 35         | 679        | 21         | 2031               |
| 800-900       | 24        | 184       | 79        | 43        | 671       | 79        | 60        | 118       | 24        | 34         | 682        | 16         | 2014               |



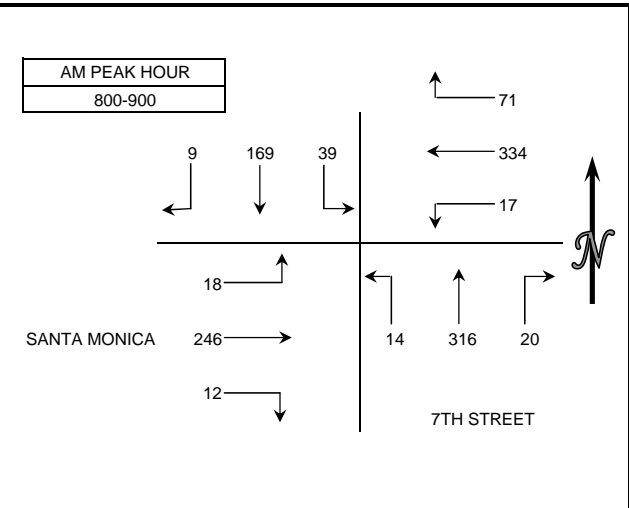
| 15 MIN COUNTS |           |           |           |           |           |           |           |           |           |            |            |            | 4:00 PM TO 6:00 PM |
|---------------|-----------|-----------|-----------|-----------|-----------|-----------|-----------|-----------|-----------|------------|------------|------------|--------------------|
| PERIOD        | 1<br>SBRT | 2<br>SBTH | 3<br>SBLT | 4<br>WBRT | 5<br>WBTH | 6<br>WBLT | 7<br>NBRT | 8<br>NBTH | 9<br>NBLT | 10<br>EBRT | 11<br>EBTH | 12<br>EBLT | TOTAL              |
| 400-415       | 13        | 29        | 20        | 24        | 217       | 15        | 21        | 43        | 8         | 13         | 212        | 8          | 623                |
| 415-430       | 14        | 50        | 12        | 11        | 241       | 19        | 23        | 40        | 14        | 8          | 213        | 9          | 654                |
| 430-445       | 6         | 36        | 16        | 21        | 238       | 22        | 15        | 50        | 10        | 11         | 185        | 4          | 614                |
| 445-500       | 6         | 31        | 13        | 15        | 236       | 11        | 27        | 41        | 10        | 4          | 187        | 2          | 583                |
| 500-515       | 11        | 40        | 14        | 15        | 243       | 16        | 21        | 51        | 11        | 8          | 254        | 5          | 689                |
| 515-530       | 12        | 42        | 16        | 18        | 216       | 12        | 16        | 47        | 8         | 9          | 225        | 10         | 631                |
| 530-545       | 5         | 35        | 19        | 17        | 228       | 16        | 22        | 50        | 14        | 11         | 219        | 10         | 646                |
| 545-600       | 4         | 31        | 14        | 14        | 252       | 12        | 11        | 54        | 10        | 8          | 172        | 2          | 584                |
| HOUR TOTALS   |           |           |           |           |           |           |           |           |           |            |            |            |                    |
| TIME          | 1<br>SBRT | 2<br>SBTH | 3<br>SBLT | 4<br>WBRT | 5<br>WBTH | 6<br>WBLT | 7<br>NBRT | 8<br>NBTH | 9<br>NBLT | 10<br>EBRT | 11<br>EBTH | 12<br>EBLT | TOTAL              |
| 400-500       | 39        | 146       | 61        | 71        | 932       | 67        | 86        | 174       | 42        | 36         | 797        | 23         | 2474               |
| 415-515       | 37        | 157       | 55        | 62        | 958       | 68        | 86        | 182       | 45        | 31         | 839        | 20         | 2540               |
| 430-530       | 35        | 149       | 59        | 69        | 933       | 61        | 79        | 189       | 39        | 32         | 851        | 21         | 2517               |
| 445-545       | 34        | 148       | 62        | 65        | 923       | 55        | 86        | 189       | 43        | 32         | 885        | 27         | 2549               |
| 500-600       | 32        | 148       | 63        | 64        | 939       | 56        | 70        | 202       | 43        | 36         | 870        | 27         | 2550               |



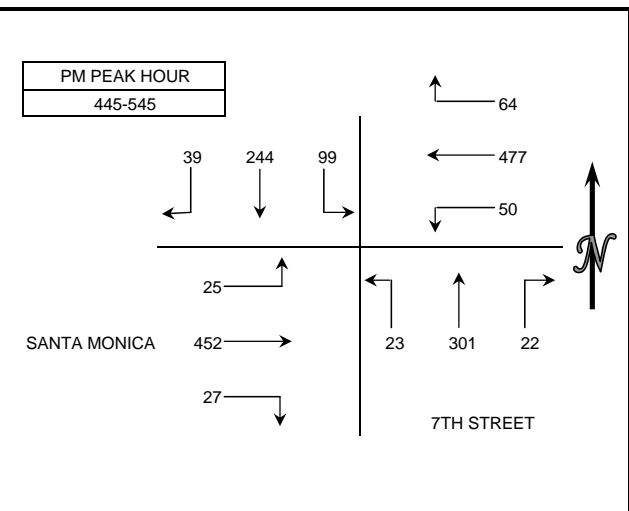
## INTERSECTION TURNING MOVEMENT COUNT SUMMARY

CLIENT: FEHR AND PEERS  
 PROJECT: WESTSIDE EXTENSION TRANSIT CORRIDOR COUNT PROGRAM  
 DATE: TUESDAY MAY 12, 2009  
 PERIODS: 7:00 AM TO 9:00 AM AND 4:00 PM TO 6:00 PM  
 INTERSECTION: N/S 7TH STREET  
 E/W SANTA MONICA BOULEVARD  
 CITY: SANTA MONICA

| 15 MIN COUNTS |        |        |        |        |        |        |        |        |        |         |         |         |       | 7:00 AM TO 9:00 AM |  |  |  |  |  |  |  |  |  |  |  |  |  |
|---------------|--------|--------|--------|--------|--------|--------|--------|--------|--------|---------|---------|---------|-------|--------------------|--|--|--|--|--|--|--|--|--|--|--|--|--|
| PERIOD        | 1 SBRT | 2 SBTH | 3 SBLT | 4 WBRT | 5 WBTH | 6 WBLT | 7 NBRT | 8 NBTH | 9 NBLT | 10 EBRT | 11 EBTH | 12 EBLT | TOTAL |                    |  |  |  |  |  |  |  |  |  |  |  |  |  |
| 700-715       | 1      | 15     | 4      | 8      | 33     | 1      | 5      | 25     | 1      | 1       | 32      | 1       | 127   |                    |  |  |  |  |  |  |  |  |  |  |  |  |  |
| 715-730       | 1      | 21     | 7      | 8      | 44     | 0      | 3      | 44     | 4      | 0       | 37      | 0       | 169   |                    |  |  |  |  |  |  |  |  |  |  |  |  |  |
| 730-745       | 0      | 18     | 10     | 8      | 52     | 0      | 3      | 64     | 2      | 2       | 51      | 3       | 213   |                    |  |  |  |  |  |  |  |  |  |  |  |  |  |
| 745-800       | 3      | 38     | 12     | 17     | 68     | 3      | 3      | 79     | 3      | 1       | 49      | 6       | 282   |                    |  |  |  |  |  |  |  |  |  |  |  |  |  |
| 800-815       | 3      | 43     | 11     | 13     | 76     | 4      | 7      | 87     | 3      | 1       | 56      | 3       | 307   |                    |  |  |  |  |  |  |  |  |  |  |  |  |  |
| 815-830       | 3      | 41     | 10     | 19     | 68     | 6      | 1      | 81     | 1      | 4       | 62      | 6       | 302   |                    |  |  |  |  |  |  |  |  |  |  |  |  |  |
| 830-845       | 0      | 45     | 10     | 18     | 83     | 4      | 8      | 59     | 5      | 4       | 74      | 5       | 315   |                    |  |  |  |  |  |  |  |  |  |  |  |  |  |
| 845-900       | 3      | 40     | 8      | 21     | 107    | 3      | 4      | 89     | 5      | 3       | 54      | 4       | 341   |                    |  |  |  |  |  |  |  |  |  |  |  |  |  |
| HOUR TOTALS   |        |        |        |        |        |        |        |        |        |         |         |         |       |                    |  |  |  |  |  |  |  |  |  |  |  |  |  |
| TIME          | 1 SBRT | 2 SBTH | 3 SBLT | 4 WBRT | 5 WBTH | 6 WBLT | 7 NBRT | 8 NBTH | 9 NBLT | 10 EBRT | 11 EBTH | 12 EBLT | TOTAL |                    |  |  |  |  |  |  |  |  |  |  |  |  |  |
| 700-800       | 5      | 92     | 33     | 41     | 197    | 4      | 14     | 212    | 10     | 4       | 169     | 10      | 791   |                    |  |  |  |  |  |  |  |  |  |  |  |  |  |
| 715-815       | 7      | 120    | 40     | 46     | 240    | 7      | 16     | 274    | 12     | 4       | 193     | 12      | 971   |                    |  |  |  |  |  |  |  |  |  |  |  |  |  |
| 730-830       | 9      | 140    | 43     | 57     | 264    | 13     | 14     | 311    | 9      | 8       | 218     | 18      | 1104  |                    |  |  |  |  |  |  |  |  |  |  |  |  |  |
| 745-845       | 9      | 167    | 43     | 67     | 295    | 17     | 19     | 306    | 12     | 10      | 241     | 20      | 1206  |                    |  |  |  |  |  |  |  |  |  |  |  |  |  |
| 800-900       | 9      | 169    | 39     | 71     | 334    | 17     | 20     | 316    | 14     | 12      | 246     | 18      | 1265  |                    |  |  |  |  |  |  |  |  |  |  |  |  |  |



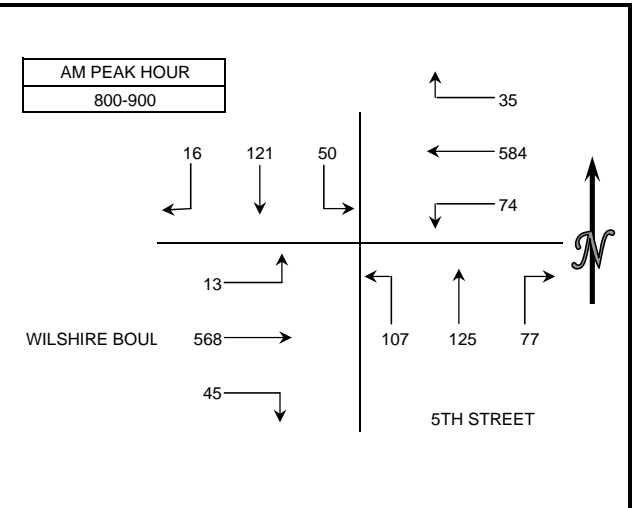
| 15 MIN COUNTS |        |        |        |        |        |        |        |        |        |         |         |         |       | 4:00 PM TO 6:00 PM |  |  |  |  |  |  |  |  |  |  |  |  |  |
|---------------|--------|--------|--------|--------|--------|--------|--------|--------|--------|---------|---------|---------|-------|--------------------|--|--|--|--|--|--|--|--|--|--|--|--|--|
| PERIOD        | 1 SBRT | 2 SBTH | 3 SBLT | 4 WBRT | 5 WBTH | 6 WBLT | 7 NBRT | 8 NBTH | 9 NBLT | 10 EBRT | 11 EBTH | 12 EBLT | TOTAL |                    |  |  |  |  |  |  |  |  |  |  |  |  |  |
| 400-415       | 4      | 50     | 16     | 28     | 121    | 6      | 8      | 70     | 7      | 5       | 119     | 11      | 445   |                    |  |  |  |  |  |  |  |  |  |  |  |  |  |
| 415-430       | 4      | 40     | 13     | 16     | 122    | 5      | 3      | 52     | 4      | 7       | 112     | 9       | 387   |                    |  |  |  |  |  |  |  |  |  |  |  |  |  |
| 430-445       | 7      | 67     | 13     | 16     | 119    | 6      | 8      | 80     | 2      | 7       | 94      | 8       | 427   |                    |  |  |  |  |  |  |  |  |  |  |  |  |  |
| 445-500       | 10     | 48     | 18     | 22     | 114    | 16     | 8      | 85     | 4      | 5       | 106     | 5       | 441   |                    |  |  |  |  |  |  |  |  |  |  |  |  |  |
| 500-515       | 9      | 64     | 32     | 11     | 130    | 8      | 3      | 71     | 9      | 9       | 117     | 7       | 470   |                    |  |  |  |  |  |  |  |  |  |  |  |  |  |
| 515-530       | 9      | 52     | 22     | 13     | 116    | 14     | 5      | 70     | 6      | 4       | 120     | 9       | 440   |                    |  |  |  |  |  |  |  |  |  |  |  |  |  |
| 530-545       | 11     | 80     | 27     | 18     | 117    | 12     | 6      | 75     | 4      | 9       | 109     | 4       | 472   |                    |  |  |  |  |  |  |  |  |  |  |  |  |  |
| 545-600       | 12     | 46     | 15     | 11     | 124    | 5      | 3      | 49     | 4      | 4       | 108     | 4       | 385   |                    |  |  |  |  |  |  |  |  |  |  |  |  |  |
| HOUR TOTALS   |        |        |        |        |        |        |        |        |        |         |         |         |       |                    |  |  |  |  |  |  |  |  |  |  |  |  |  |
| TIME          | 1 SBRT | 2 SBTH | 3 SBLT | 4 WBRT | 5 WBTH | 6 WBLT | 7 NBRT | 8 NBTH | 9 NBLT | 10 EBRT | 11 EBTH | 12 EBLT | TOTAL |                    |  |  |  |  |  |  |  |  |  |  |  |  |  |
| 400-500       | 25     | 205    | 60     | 82     | 476    | 33     | 27     | 287    | 17     | 24      | 431     | 33      | 1700  |                    |  |  |  |  |  |  |  |  |  |  |  |  |  |
| 415-515       | 30     | 219    | 76     | 65     | 485    | 35     | 22     | 288    | 19     | 28      | 429     | 29      | 1725  |                    |  |  |  |  |  |  |  |  |  |  |  |  |  |
| 430-530       | 35     | 231    | 85     | 62     | 479    | 44     | 24     | 306    | 21     | 25      | 437     | 29      | 1778  |                    |  |  |  |  |  |  |  |  |  |  |  |  |  |
| 445-545       | 39     | 244    | 99     | 64     | 477    | 50     | 22     | 301    | 23     | 27      | 452     | 25      | 1823  |                    |  |  |  |  |  |  |  |  |  |  |  |  |  |
| 500-600       | 41     | 242    | 96     | 53     | 487    | 39     | 17     | 265    | 23     | 26      | 454     | 24      | 1767  |                    |  |  |  |  |  |  |  |  |  |  |  |  |  |



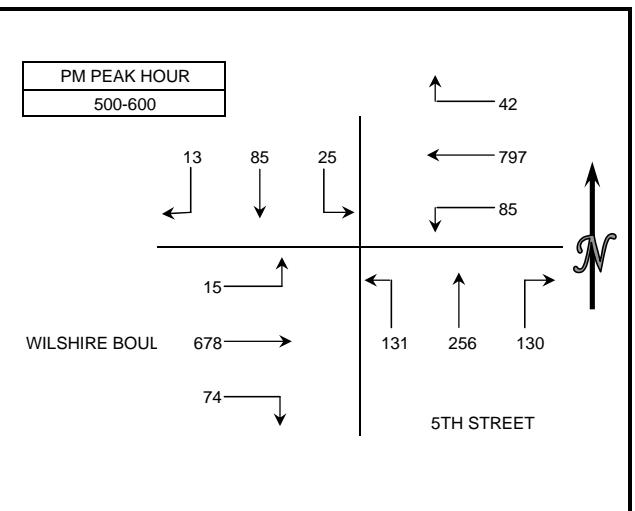
## INTERSECTION TURNING MOVEMENT COUNT SUMMARY

CLIENT: FEHR AND PEERS  
 PROJECT: WESTSIDE EXTENSION TRANSIT CORRIDOR COUNT PROGRAM  
 DATE: TUESDAY MAY 12, 2009  
 PERIODS: 7:00 AM TO 9:00 AM AND 4:00 PM TO 6:00 PM  
 INTERSECTION: N/S 5TH STREET  
 E/W WILSHIRE BOULEVARD  
 CITY: SANTA MONICA

| 15 MIN COUNTS |           |           |           |           |           |           |           |           |           |            |            |            |       | 7:00 AM TO 9:00 AM |  |  |  |  |  |  |  |  |  |  |  |  |  |
|---------------|-----------|-----------|-----------|-----------|-----------|-----------|-----------|-----------|-----------|------------|------------|------------|-------|--------------------|--|--|--|--|--|--|--|--|--|--|--|--|--|
| PERIOD        | 1<br>SBRT | 2<br>SBTH | 3<br>SBLT | 4<br>WBRT | 5<br>WBTH | 6<br>WBLT | 7<br>NBRT | 8<br>NBTH | 9<br>NBLT | 10<br>EBRT | 11<br>EBTH | 12<br>EBLT | TOTAL |                    |  |  |  |  |  |  |  |  |  |  |  |  |  |
| 700-715       | 4         | 9         | 4         | 11        | 82        | 9         | 22        | 18        | 16        | 8          | 91         | 3          | 277   |                    |  |  |  |  |  |  |  |  |  |  |  |  |  |
| 715-730       | 5         | 18        | 10        | 4         | 89        | 11        | 13        | 19        | 12        | 4          | 93         | 1          | 279   |                    |  |  |  |  |  |  |  |  |  |  |  |  |  |
| 730-745       | 3         | 18        | 12        | 7         | 96        | 11        | 21        | 27        | 18        | 6          | 107        | 1          | 327   |                    |  |  |  |  |  |  |  |  |  |  |  |  |  |
| 745-800       | 5         | 28        | 20        | 7         | 116       | 17        | 20        | 36        | 17        | 12         | 142        | 1          | 421   |                    |  |  |  |  |  |  |  |  |  |  |  |  |  |
| 800-815       | 4         | 33        | 13        | 8         | 148       | 17        | 22        | 36        | 19        | 12         | 157        | 2          | 471   |                    |  |  |  |  |  |  |  |  |  |  |  |  |  |
| 815-830       | 5         | 36        | 18        | 11        | 147       | 17        | 20        | 44        | 29        | 13         | 132        | 4          | 476   |                    |  |  |  |  |  |  |  |  |  |  |  |  |  |
| 830-845       | 3         | 25        | 12        | 10        | 151       | 17        | 20        | 20        | 28        | 9          | 142        | 3          | 440   |                    |  |  |  |  |  |  |  |  |  |  |  |  |  |
| 845-900       | 4         | 27        | 7         | 6         | 138       | 23        | 15        | 25        | 31        | 11         | 137        | 4          | 428   |                    |  |  |  |  |  |  |  |  |  |  |  |  |  |
| HOUR TOTALS   |           |           |           |           |           |           |           |           |           |            |            |            |       |                    |  |  |  |  |  |  |  |  |  |  |  |  |  |
| TIME          | 1<br>SBRT | 2<br>SBTH | 3<br>SBLT | 4<br>WBRT | 5<br>WBTH | 6<br>WBLT | 7<br>NBRT | 8<br>NBTH | 9<br>NBLT | 10<br>EBRT | 11<br>EBTH | 12<br>EBLT | TOTAL |                    |  |  |  |  |  |  |  |  |  |  |  |  |  |
| 700-800       | 17        | 73        | 46        | 29        | 383       | 48        | 76        | 100       | 63        | 30         | 433        | 6          | 1304  |                    |  |  |  |  |  |  |  |  |  |  |  |  |  |
| 715-815       | 17        | 97        | 55        | 26        | 449       | 56        | 76        | 118       | 66        | 34         | 499        | 5          | 1498  |                    |  |  |  |  |  |  |  |  |  |  |  |  |  |
| 730-830       | 17        | 115       | 63        | 33        | 507       | 62        | 83        | 143       | 83        | 43         | 538        | 8          | 1695  |                    |  |  |  |  |  |  |  |  |  |  |  |  |  |
| 745-845       | 17        | 122       | 63        | 36        | 562       | 68        | 82        | 136       | 93        | 46         | 573        | 10         | 1808  |                    |  |  |  |  |  |  |  |  |  |  |  |  |  |
| 800-900       | 16        | 121       | 50        | 35        | 584       | 74        | 77        | 125       | 107       | 45         | 568        | 13         | 1815  |                    |  |  |  |  |  |  |  |  |  |  |  |  |  |



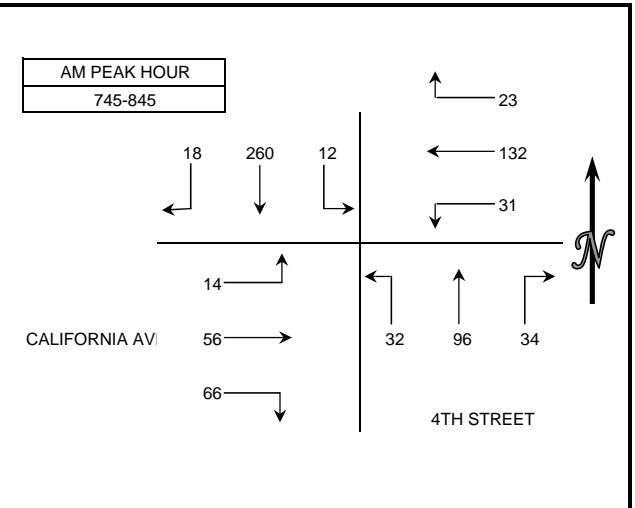
| 15 MIN COUNTS |           |           |           |           |           |           |           |           |           |            |            |            |       | 4:00 PM TO 6:00 PM |  |  |  |  |  |  |  |  |  |  |  |  |  |
|---------------|-----------|-----------|-----------|-----------|-----------|-----------|-----------|-----------|-----------|------------|------------|------------|-------|--------------------|--|--|--|--|--|--|--|--|--|--|--|--|--|
| PERIOD        | 1<br>SBRT | 2<br>SBTH | 3<br>SBLT | 4<br>WBRT | 5<br>WBTH | 6<br>WBLT | 7<br>NBRT | 8<br>NBTH | 9<br>NBLT | 10<br>EBRT | 11<br>EBTH | 12<br>EBLT | TOTAL |                    |  |  |  |  |  |  |  |  |  |  |  |  |  |
| 400-415       | 2         | 24        | 8         | 13        | 186       | 20        | 22        | 50        | 30        | 20         | 170        | 3          | 548   |                    |  |  |  |  |  |  |  |  |  |  |  |  |  |
| 415-430       | 2         | 20        | 8         | 17        | 193       | 21        | 40        | 56        | 28        | 25         | 175        | 0          | 585   |                    |  |  |  |  |  |  |  |  |  |  |  |  |  |
| 430-445       | 1         | 20        | 3         | 7         | 209       | 21        | 36        | 43        | 28        | 17         | 174        | 3          | 562   |                    |  |  |  |  |  |  |  |  |  |  |  |  |  |
| 445-500       | 7         | 17        | 11        | 11        | 170       | 21        | 33        | 47        | 32        | 22         | 150        | 6          | 527   |                    |  |  |  |  |  |  |  |  |  |  |  |  |  |
| 500-515       | 2         | 22        | 6         | 11        | 205       | 26        | 31        | 55        | 34        | 19         | 186        | 2          | 599   |                    |  |  |  |  |  |  |  |  |  |  |  |  |  |
| 515-530       | 2         | 15        | 4         | 9         | 185       | 24        | 33        | 69        | 32        | 21         | 157        | 5          | 556   |                    |  |  |  |  |  |  |  |  |  |  |  |  |  |
| 530-545       | 4         | 27        | 9         | 12        | 205       | 17        | 29        | 63        | 28        | 15         | 188        | 1          | 598   |                    |  |  |  |  |  |  |  |  |  |  |  |  |  |
| 545-600       | 5         | 21        | 6         | 10        | 202       | 18        | 37        | 69        | 37        | 19         | 147        | 7          | 578   |                    |  |  |  |  |  |  |  |  |  |  |  |  |  |
| HOUR TOTALS   |           |           |           |           |           |           |           |           |           |            |            |            |       |                    |  |  |  |  |  |  |  |  |  |  |  |  |  |
| TIME          | 1<br>SBRT | 2<br>SBTH | 3<br>SBLT | 4<br>WBRT | 5<br>WBTH | 6<br>WBLT | 7<br>NBRT | 8<br>NBTH | 9<br>NBLT | 10<br>EBRT | 11<br>EBTH | 12<br>EBLT | TOTAL |                    |  |  |  |  |  |  |  |  |  |  |  |  |  |
| 400-500       | 12        | 81        | 30        | 48        | 758       | 83        | 131       | 196       | 118       | 84         | 669        | 12         | 2222  |                    |  |  |  |  |  |  |  |  |  |  |  |  |  |
| 415-515       | 12        | 79        | 28        | 46        | 777       | 89        | 140       | 201       | 122       | 83         | 685        | 11         | 2273  |                    |  |  |  |  |  |  |  |  |  |  |  |  |  |
| 430-530       | 12        | 74        | 24        | 38        | 769       | 92        | 133       | 214       | 126       | 79         | 667        | 16         | 2244  |                    |  |  |  |  |  |  |  |  |  |  |  |  |  |
| 445-545       | 15        | 81        | 30        | 43        | 765       | 88        | 126       | 234       | 126       | 77         | 681        | 14         | 2280  |                    |  |  |  |  |  |  |  |  |  |  |  |  |  |
| 500-600       | 13        | 85        | 25        | 42        | 797       | 85        | 130       | 256       | 131       | 74         | 678        | 15         | 2331  |                    |  |  |  |  |  |  |  |  |  |  |  |  |  |



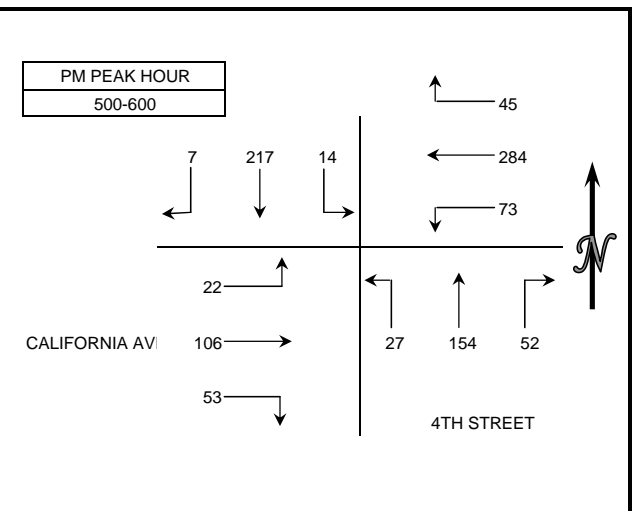
## INTERSECTION TURNING MOVEMENT COUNT SUMMARY

CLIENT: FEHR AND PEERS  
 PROJECT: WESTSIDE EXTENSION TRANSIT CORRIDOR COUNT PROGRAM  
 DATE: TUESDAY MAY 12, 2009  
 PERIODS: 7:00 AM TO 9:00 AM AND 4:00 PM TO 6:00 PM  
 INTERSECTION: N/S 4TH STREET  
 E/W CALIFORNIA AVENUE  
 CITY: SANTA MONICA

| 15 MIN COUNTS |           |           |           |           |           |           |           |           |           |            |            |            | 7:00 AM TO 9:00 AM |
|---------------|-----------|-----------|-----------|-----------|-----------|-----------|-----------|-----------|-----------|------------|------------|------------|--------------------|
| PERIOD        | 1<br>SBRT | 2<br>SBTH | 3<br>SBLT | 4<br>WBRT | 5<br>WBTH | 6<br>WBLT | 7<br>NBRT | 8<br>NBTH | 9<br>NBLT | 10<br>EBRT | 11<br>EBTH | 12<br>EBLT | TOTAL              |
| 700-715       | 0         | 47        | 2         | 3         | 21        | 3         | 4         | 15        | 4         | 9          | 10         | 2          | 120                |
| 715-730       | 0         | 42        | 2         | 7         | 24        | 6         | 5         | 14        | 2         | 5          | 10         | 0          | 117                |
| 730-745       | 1         | 62        | 3         | 6         | 28        | 4         | 4         | 17        | 6         | 8          | 19         | 0          | 158                |
| 745-800       | 3         | 71        | 1         | 7         | 45        | 9         | 3         | 20        | 5         | 17         | 15         | 5          | 201                |
| 800-815       | 7         | 58        | 3         | 7         | 24        | 12        | 13        | 21        | 12        | 20         | 14         | 4          | 195                |
| 815-830       | 6         | 70        | 3         | 2         | 30        | 8         | 12        | 29        | 9         | 15         | 16         | 2          | 202                |
| 830-845       | 2         | 61        | 5         | 7         | 33        | 2         | 6         | 26        | 6         | 14         | 11         | 3          | 176                |
| 845-900       | 4         | 75        | 1         | 6         | 33        | 8         | 9         | 20        | 6         | 19         | 20         | 0          | 201                |
| HOUR TOTALS   |           |           |           |           |           |           |           |           |           |            |            |            |                    |
| TIME          | 1<br>SBRT | 2<br>SBTH | 3<br>SBLT | 4<br>WBRT | 5<br>WBTH | 6<br>WBLT | 7<br>NBRT | 8<br>NBTH | 9<br>NBLT | 10<br>EBRT | 11<br>EBTH | 12<br>EBLT | TOTAL              |
| 700-800       | 4         | 222       | 8         | 23        | 118       | 22        | 16        | 66        | 17        | 39         | 54         | 7          | 596                |
| 715-815       | 11        | 233       | 9         | 27        | 121       | 31        | 25        | 72        | 25        | 50         | 58         | 9          | 671                |
| 730-830       | 17        | 261       | 10        | 22        | 127       | 33        | 32        | 87        | 32        | 60         | 64         | 11         | 756                |
| 745-845       | 18        | 260       | 12        | 23        | 132       | 31        | 34        | 96        | 32        | 66         | 56         | 14         | 774                |
| 800-900       | 19        | 264       | 12        | 22        | 120       | 30        | 40        | 96        | 33        | 68         | 61         | 9          | 774                |



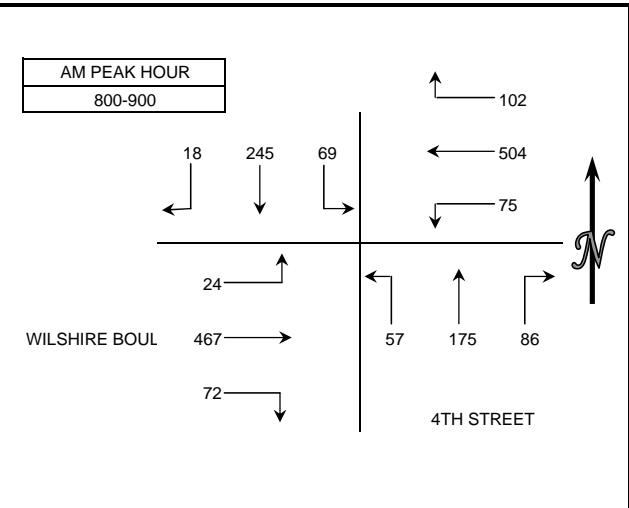
| 15 MIN COUNTS |           |           |           |           |           |           |           |           |           |            |            |            | 4:00 PM TO 6:00 PM |
|---------------|-----------|-----------|-----------|-----------|-----------|-----------|-----------|-----------|-----------|------------|------------|------------|--------------------|
| PERIOD        | 1<br>SBRT | 2<br>SBTH | 3<br>SBLT | 4<br>WBRT | 5<br>WBTH | 6<br>WBLT | 7<br>NBRT | 8<br>NBTH | 9<br>NBLT | 10<br>EBRT | 11<br>EBTH | 12<br>EBLT | TOTAL              |
| 400-415       | 6         | 55        | 4         | 16        | 51        | 14        | 10        | 38        | 2         | 16         | 31         | 3          | 246                |
| 415-430       | 3         | 60        | 3         | 13        | 46        | 11        | 10        | 51        | 3         | 13         | 20         | 2          | 235                |
| 430-445       | 2         | 53        | 3         | 9         | 51        | 12        | 6         | 34        | 4         | 8          | 17         | 1          | 200                |
| 445-500       | 6         | 54        | 0         | 11        | 55        | 13        | 6         | 23        | 6         | 10         | 24         | 4          | 212                |
| 500-515       | 2         | 53        | 4         | 14        | 67        | 21        | 16        | 37        | 6         | 14         | 32         | 4          | 270                |
| 515-530       | 2         | 45        | 2         | 5         | 76        | 21        | 14        | 33        | 3         | 13         | 24         | 6          | 244                |
| 530-545       | 2         | 65        | 7         | 12        | 69        | 16        | 13        | 41        | 9         | 10         | 25         | 6          | 275                |
| 545-600       | 1         | 54        | 1         | 14        | 72        | 15        | 9         | 43        | 9         | 16         | 25         | 6          | 265                |
| HOUR TOTALS   |           |           |           |           |           |           |           |           |           |            |            |            |                    |
| TIME          | 1<br>SBRT | 2<br>SBTH | 3<br>SBLT | 4<br>WBRT | 5<br>WBTH | 6<br>WBLT | 7<br>NBRT | 8<br>NBTH | 9<br>NBLT | 10<br>EBRT | 11<br>EBTH | 12<br>EBLT | TOTAL              |
| 400-500       | 17        | 222       | 10        | 49        | 203       | 50        | 32        | 146       | 15        | 47         | 92         | 10         | 893                |
| 415-515       | 13        | 220       | 10        | 47        | 219       | 57        | 38        | 145       | 19        | 45         | 93         | 11         | 917                |
| 430-530       | 12        | 205       | 9         | 39        | 249       | 67        | 42        | 127       | 19        | 45         | 97         | 15         | 926                |
| 445-545       | 12        | 217       | 13        | 42        | 267       | 71        | 49        | 134       | 24        | 47         | 105        | 20         | 1001               |
| 500-600       | 7         | 217       | 14        | 45        | 284       | 73        | 52        | 154       | 27        | 53         | 106        | 22         | 1054               |



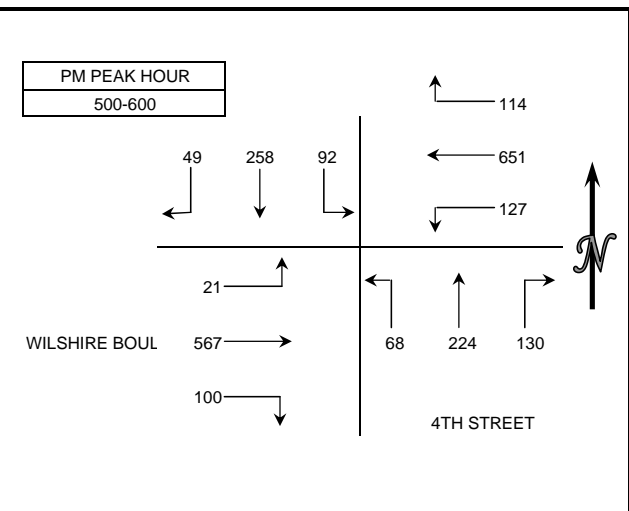
## INTERSECTION TURNING MOVEMENT COUNT SUMMARY

CLIENT: FEHR AND PEERS  
 PROJECT: WESTSIDE EXTENSION TRANSIT CORRIDOR COUNT PROGRAM  
 DATE: THURSDAY MAY 14, 2009  
 PERIODS: 7:00 AM TO 9:00 AM AND 4:00 PM TO 6:00 PM  
 INTERSECTION: N/S 4TH STREET  
 E/W WILSHIRE BOULEVARD  
 CITY: SANTA MONICA

| 15 MIN COUNTS |           |           |           |           |           |           |           |           |           |            |            |            | 7:00 AM TO 9:00 AM |
|---------------|-----------|-----------|-----------|-----------|-----------|-----------|-----------|-----------|-----------|------------|------------|------------|--------------------|
| PERIOD        | 1<br>SBRT | 2<br>SBTH | 3<br>SBLT | 4<br>WBRT | 5<br>WBTH | 6<br>WBLT | 7<br>NBRT | 8<br>NBTH | 9<br>NBLT | 10<br>EBRT | 11<br>EBTH | 12<br>EBLT | TOTAL              |
| 700-715       | 7         | 40        | 10        | 17        | 54        | 15        | 14        | 41        | 13        | 12         | 65         | 4          | 292                |
| 715-730       | 7         | 49        | 8         | 23        | 83        | 17        | 18        | 50        | 9         | 6          | 74         | 3          | 347                |
| 730-745       | 2         | 55        | 15        | 18        | 92        | 19        | 12        | 46        | 8         | 15         | 111        | 3          | 396                |
| 745-800       | 3         | 65        | 22        | 18        | 92        | 17        | 16        | 52        | 7         | 10         | 120        | 5          | 427                |
| 800-815       | 1         | 72        | 19        | 25        | 112       | 18        | 22        | 46        | 10        | 14         | 111        | 8          | 458                |
| 815-830       | 9         | 45        | 12        | 22        | 125       | 21        | 17        | 43        | 11        | 14         | 104        | 5          | 428                |
| 830-845       | 4         | 72        | 21        | 30        | 133       | 19        | 23        | 39        | 16        | 13         | 135        | 3          | 508                |
| 845-900       | 4         | 56        | 17        | 25        | 134       | 17        | 24        | 47        | 20        | 31         | 117        | 8          | 500                |
| HOUR TOTALS   |           |           |           |           |           |           |           |           |           |            |            |            |                    |
| TIME          | 1<br>SBRT | 2<br>SBTH | 3<br>SBLT | 4<br>WBRT | 5<br>WBTH | 6<br>WBLT | 7<br>NBRT | 8<br>NBTH | 9<br>NBLT | 10<br>EBRT | 11<br>EBTH | 12<br>EBLT | TOTAL              |
| 700-800       | 19        | 209       | 55        | 76        | 321       | 68        | 60        | 189       | 37        | 43         | 370        | 15         | 1462               |
| 715-815       | 13        | 241       | 64        | 84        | 379       | 71        | 68        | 194       | 34        | 45         | 416        | 19         | 1628               |
| 730-830       | 15        | 237       | 68        | 83        | 421       | 75        | 67        | 187       | 36        | 53         | 446        | 21         | 1709               |
| 745-845       | 17        | 254       | 74        | 95        | 462       | 75        | 78        | 180       | 44        | 51         | 470        | 21         | 1821               |
| 800-900       | 18        | 245       | 69        | 102       | 504       | 75        | 86        | 175       | 57        | 72         | 467        | 24         | 1894               |



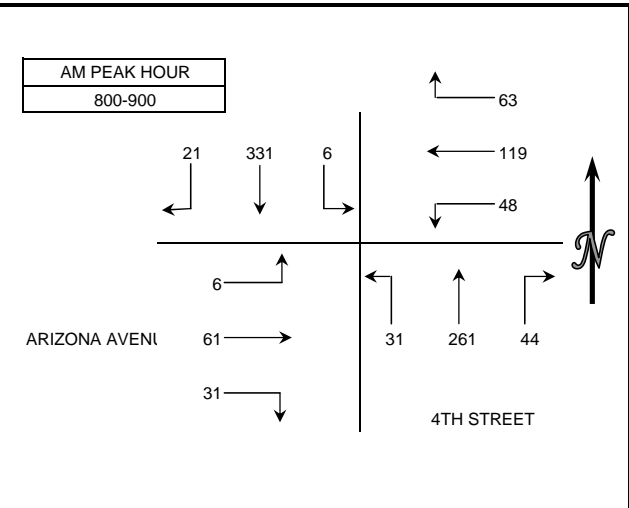
| 15 MIN COUNTS |           |           |           |           |           |           |           |           |           |            |            |            | 4:00 PM TO 6:00 PM |
|---------------|-----------|-----------|-----------|-----------|-----------|-----------|-----------|-----------|-----------|------------|------------|------------|--------------------|
| PERIOD        | 1<br>SBRT | 2<br>SBTH | 3<br>SBLT | 4<br>WBRT | 5<br>WBTH | 6<br>WBLT | 7<br>NBRT | 8<br>NBTH | 9<br>NBLT | 10<br>EBRT | 11<br>EBTH | 12<br>EBLT | TOTAL              |
| 400-415       | 4         | 95        | 28        | 26        | 176       | 36        | 34        | 36        | 19        | 27         | 139        | 6          | 626                |
| 415-430       | 5         | 72        | 32        | 28        | 183       | 30        | 31        | 34        | 15        | 24         | 133        | 7          | 594                |
| 430-445       | 8         | 59        | 29        | 32        | 170       | 31        | 30        | 53        | 17        | 25         | 124        | 5          | 583                |
| 445-500       | 9         | 56        | 17        | 22        | 164       | 38        | 32        | 52        | 12        | 20         | 127        | 8          | 557                |
| 500-515       | 7         | 63        | 28        | 34        | 181       | 20        | 29        | 42        | 19        | 24         | 154        | 6          | 607                |
| 515-530       | 17        | 68        | 17        | 24        | 152       | 29        | 37        | 55        | 14        | 25         | 150        | 7          | 595                |
| 530-545       | 11        | 61        | 20        | 25        | 151       | 44        | 31        | 63        | 15        | 29         | 138        | 2          | 590                |
| 545-600       | 14        | 66        | 27        | 31        | 167       | 34        | 33        | 64        | 20        | 22         | 125        | 6          | 609                |
| HOUR TOTALS   |           |           |           |           |           |           |           |           |           |            |            |            |                    |
| TIME          | 1<br>SBRT | 2<br>SBTH | 3<br>SBLT | 4<br>WBRT | 5<br>WBTH | 6<br>WBLT | 7<br>NBRT | 8<br>NBTH | 9<br>NBLT | 10<br>EBRT | 11<br>EBTH | 12<br>EBLT | TOTAL              |
| 400-500       | 26        | 282       | 106       | 108       | 693       | 135       | 127       | 175       | 63        | 96         | 523        | 26         | 2360               |
| 415-515       | 29        | 250       | 106       | 116       | 698       | 119       | 122       | 181       | 63        | 93         | 538        | 26         | 2341               |
| 430-530       | 41        | 246       | 91        | 112       | 667       | 118       | 128       | 202       | 62        | 94         | 555        | 26         | 2342               |
| 445-545       | 44        | 248       | 82        | 105       | 648       | 131       | 129       | 212       | 60        | 98         | 569        | 23         | 2349               |
| 500-600       | 49        | 258       | 92        | 114       | 651       | 127       | 130       | 224       | 68        | 100        | 567        | 21         | 2401               |



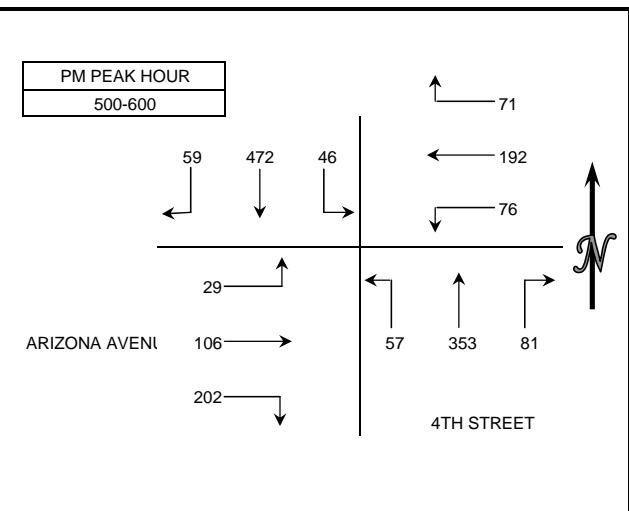
## INTERSECTION TURNING MOVEMENT COUNT SUMMARY

CLIENT: FEHR AND PEERS  
 PROJECT: WESTSIDE EXTENSION TRANSIT CORRIDOR COUNT PROGRAM  
 DATE: TUESDAY MAY 12, 2009  
 PERIODS: 7:00 AM TO 9:00 AM AND 4:00 PM TO 6:00 PM  
 INTERSECTION: N/S 4TH STREET  
 E/W ARIZONA AVENUE  
 CITY: SANTA MONICA

| 15 MIN COUNTS |           |           |           |           |           |           |           |           |           |            |            |            |       | 7:00 AM TO 9:00 AM |  |  |  |  |  |  |  |  |  |  |  |  |  |
|---------------|-----------|-----------|-----------|-----------|-----------|-----------|-----------|-----------|-----------|------------|------------|------------|-------|--------------------|--|--|--|--|--|--|--|--|--|--|--|--|--|
| PERIOD        | 1<br>SBRT | 2<br>SBTH | 3<br>SBLT | 4<br>WBRT | 5<br>WBTH | 6<br>WBLT | 7<br>NBRT | 8<br>NBTH | 9<br>NBLT | 10<br>EBRT | 11<br>EBTH | 12<br>EBLT | TOTAL |                    |  |  |  |  |  |  |  |  |  |  |  |  |  |
| 700-715       | 2         | 42        | 2         | 4         | 21        | 2         | 4         | 35        | 4         | 5          | 13         | 1          | 135   |                    |  |  |  |  |  |  |  |  |  |  |  |  |  |
| 715-730       | 4         | 63        | 2         | 7         | 15        | 2         | 3         | 48        | 8         | 7          | 6          | 1          | 166   |                    |  |  |  |  |  |  |  |  |  |  |  |  |  |
| 730-745       | 3         | 76        | 1         | 8         | 17        | 8         | 9         | 71        | 8         | 9          | 6          | 0          | 216   |                    |  |  |  |  |  |  |  |  |  |  |  |  |  |
| 745-800       | 6         | 87        | 0         | 3         | 32        | 13        | 4         | 51        | 5         | 2          | 6          | 0          | 209   |                    |  |  |  |  |  |  |  |  |  |  |  |  |  |
| 800-815       | 2         | 88        | 0         | 10        | 25        | 15        | 12        | 47        | 1         | 3          | 6          | 2          | 211   |                    |  |  |  |  |  |  |  |  |  |  |  |  |  |
| 815-830       | 4         | 90        | 1         | 18        | 34        | 9         | 10        | 64        | 9         | 5          | 17         | 2          | 263   |                    |  |  |  |  |  |  |  |  |  |  |  |  |  |
| 830-845       | 10        | 71        | 3         | 21        | 30        | 13        | 9         | 73        | 10        | 11         | 21         | 1          | 273   |                    |  |  |  |  |  |  |  |  |  |  |  |  |  |
| 845-900       | 5         | 82        | 2         | 14        | 30        | 11        | 13        | 77        | 11        | 12         | 17         | 1          | 275   |                    |  |  |  |  |  |  |  |  |  |  |  |  |  |
| HOUR TOTALS   |           |           |           |           |           |           |           |           |           |            |            |            |       |                    |  |  |  |  |  |  |  |  |  |  |  |  |  |
| TIME          | 1<br>SBRT | 2<br>SBTH | 3<br>SBLT | 4<br>WBRT | 5<br>WBTH | 6<br>WBLT | 7<br>NBRT | 8<br>NBTH | 9<br>NBLT | 10<br>EBRT | 11<br>EBTH | 12<br>EBLT | TOTAL |                    |  |  |  |  |  |  |  |  |  |  |  |  |  |
| 700-800       | 15        | 268       | 5         | 22        | 85        | 25        | 20        | 205       | 25        | 23         | 31         | 2          | 726   |                    |  |  |  |  |  |  |  |  |  |  |  |  |  |
| 715-815       | 15        | 314       | 3         | 28        | 89        | 38        | 28        | 217       | 22        | 21         | 24         | 3          | 802   |                    |  |  |  |  |  |  |  |  |  |  |  |  |  |
| 730-830       | 15        | 341       | 2         | 39        | 108       | 45        | 35        | 233       | 23        | 19         | 35         | 4          | 899   |                    |  |  |  |  |  |  |  |  |  |  |  |  |  |
| 745-845       | 22        | 336       | 4         | 52        | 121       | 50        | 35        | 235       | 25        | 21         | 50         | 5          | 956   |                    |  |  |  |  |  |  |  |  |  |  |  |  |  |
| 800-900       | 21        | 331       | 6         | 63        | 119       | 48        | 44        | 261       | 31        | 31         | 61         | 6          | 1022  |                    |  |  |  |  |  |  |  |  |  |  |  |  |  |



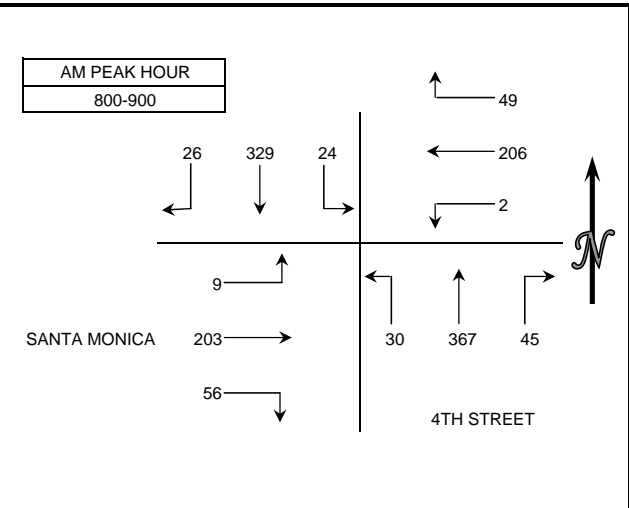
| 15 MIN COUNTS |           |           |           |           |           |           |           |           |           |            |            |            |       | 4:00 PM TO 6:00 PM |  |  |  |  |  |  |  |  |  |  |  |  |  |
|---------------|-----------|-----------|-----------|-----------|-----------|-----------|-----------|-----------|-----------|------------|------------|------------|-------|--------------------|--|--|--|--|--|--|--|--|--|--|--|--|--|
| PERIOD        | 1<br>SBRT | 2<br>SBTH | 3<br>SBLT | 4<br>WBRT | 5<br>WBTH | 6<br>WBLT | 7<br>NBRT | 8<br>NBTH | 9<br>NBLT | 10<br>EBRT | 11<br>EBTH | 12<br>EBLT | TOTAL |                    |  |  |  |  |  |  |  |  |  |  |  |  |  |
| 400-415       | 15        | 150       | 9         | 19        | 37        | 30        | 22        | 81        | 15        | 40         | 34         | 5          | 457   |                    |  |  |  |  |  |  |  |  |  |  |  |  |  |
| 415-430       | 19        | 92        | 15        | 7         | 52        | 25        | 13        | 68        | 10        | 36         | 28         | 5          | 370   |                    |  |  |  |  |  |  |  |  |  |  |  |  |  |
| 430-445       | 18        | 102       | 13        | 25        | 44        | 24        | 24        | 75        | 9         | 13         | 34         | 2          | 383   |                    |  |  |  |  |  |  |  |  |  |  |  |  |  |
| 445-500       | 11        | 116       | 6         | 15        | 46        | 23        | 17        | 69        | 10        | 36         | 20         | 10         | 379   |                    |  |  |  |  |  |  |  |  |  |  |  |  |  |
| 500-515       | 9         | 129       | 11        | 16        | 47        | 18        | 16        | 79        | 20        | 53         | 27         | 5          | 430   |                    |  |  |  |  |  |  |  |  |  |  |  |  |  |
| 515-530       | 10        | 119       | 14        | 19        | 58        | 23        | 27        | 91        | 14        | 59         | 24         | 8          | 466   |                    |  |  |  |  |  |  |  |  |  |  |  |  |  |
| 530-545       | 21        | 124       | 8         | 17        | 45        | 16        | 11        | 98        | 18        | 49         | 27         | 12         | 446   |                    |  |  |  |  |  |  |  |  |  |  |  |  |  |
| 545-600       | 19        | 100       | 13        | 19        | 42        | 19        | 27        | 85        | 5         | 41         | 28         | 4          | 402   |                    |  |  |  |  |  |  |  |  |  |  |  |  |  |
| HOUR TOTALS   |           |           |           |           |           |           |           |           |           |            |            |            |       |                    |  |  |  |  |  |  |  |  |  |  |  |  |  |
| TIME          | 1<br>SBRT | 2<br>SBTH | 3<br>SBLT | 4<br>WBRT | 5<br>WBTH | 6<br>WBLT | 7<br>NBRT | 8<br>NBTH | 9<br>NBLT | 10<br>EBRT | 11<br>EBTH | 12<br>EBLT | TOTAL |                    |  |  |  |  |  |  |  |  |  |  |  |  |  |
| 400-500       | 63        | 460       | 43        | 66        | 179       | 102       | 76        | 293       | 44        | 125        | 116        | 22         | 1589  |                    |  |  |  |  |  |  |  |  |  |  |  |  |  |
| 415-515       | 57        | 439       | 45        | 63        | 189       | 90        | 70        | 291       | 49        | 138        | 109        | 22         | 1562  |                    |  |  |  |  |  |  |  |  |  |  |  |  |  |
| 430-530       | 48        | 466       | 44        | 75        | 195       | 88        | 84        | 314       | 53        | 161        | 105        | 25         | 1658  |                    |  |  |  |  |  |  |  |  |  |  |  |  |  |
| 445-545       | 51        | 488       | 39        | 67        | 196       | 80        | 71        | 337       | 62        | 197        | 98         | 35         | 1721  |                    |  |  |  |  |  |  |  |  |  |  |  |  |  |
| 500-600       | 59        | 472       | 46        | 71        | 192       | 76        | 81        | 353       | 57        | 202        | 106        | 29         | 1744  |                    |  |  |  |  |  |  |  |  |  |  |  |  |  |



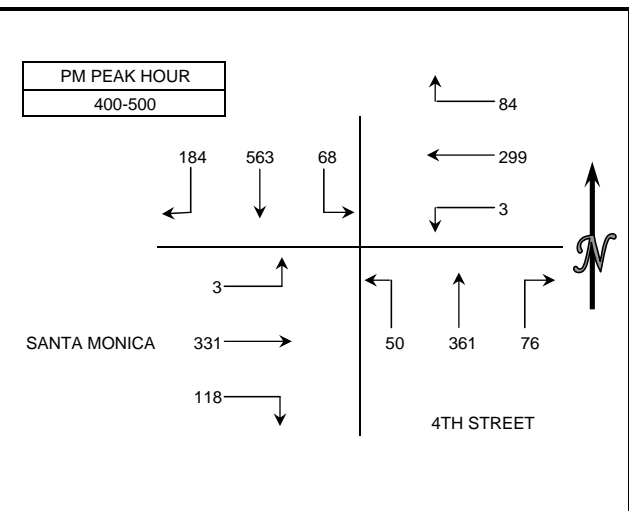
## INTERSECTION TURNING MOVEMENT COUNT SUMMARY

CLIENT: FEHR AND PEERS  
 PROJECT: WESTSIDE EXTENSION TRANSIT CORRIDOR COUNT PROGRAM  
 DATE: THURSDAY MAY 14, 2009  
 PERIODS: 7:00 AM TO 9:00 AM AND 4:00 PM TO 6:00 PM  
 INTERSECTION: N/S 4TH STREET  
 E/W SANTA MONICA BOULEVARD  
 CITY: SANTA MONICA

| 15 MIN COUNTS |           |           |           |           |           |           |           |           |           |            |            |            |       | 7:00 AM TO 9:00 AM |  |  |  |  |  |  |  |  |  |  |  |  |  |
|---------------|-----------|-----------|-----------|-----------|-----------|-----------|-----------|-----------|-----------|------------|------------|------------|-------|--------------------|--|--|--|--|--|--|--|--|--|--|--|--|--|
| PERIOD        | 1<br>SBRT | 2<br>SBTH | 3<br>SBLT | 4<br>WBRT | 5<br>WBTH | 6<br>WBLT | 7<br>NBRT | 8<br>NBTH | 9<br>NBLT | 10<br>EBRT | 11<br>EBTH | 12<br>EBLT | TOTAL |                    |  |  |  |  |  |  |  |  |  |  |  |  |  |
| 700-715       | 8         | 81        | 10        | 5         | 22        | 2         | 6         | 89        | 7         | 8          | 39         | 0          | 277   |                    |  |  |  |  |  |  |  |  |  |  |  |  |  |
| 715-730       | 1         | 70        | 3         | 6         | 31        | 0         | 8         | 76        | 7         | 3          | 28         | 1          | 234   |                    |  |  |  |  |  |  |  |  |  |  |  |  |  |
| 730-745       | 3         | 71        | 6         | 2         | 31        | 0         | 5         | 95        | 10        | 9          | 33         | 0          | 265   |                    |  |  |  |  |  |  |  |  |  |  |  |  |  |
| 745-800       | 8         | 90        | 7         | 10        | 39        | 0         | 11        | 86        | 16        | 9          | 49         | 1          | 326   |                    |  |  |  |  |  |  |  |  |  |  |  |  |  |
| 800-815       | 5         | 86        | 7         | 14        | 46        | 0         | 9         | 93        | 8         | 13         | 41         | 7          | 329   |                    |  |  |  |  |  |  |  |  |  |  |  |  |  |
| 815-830       | 3         | 75        | 6         | 14        | 55        | 0         | 12        | 94        | 7         | 12         | 51         | 1          | 330   |                    |  |  |  |  |  |  |  |  |  |  |  |  |  |
| 830-845       | 8         | 97        | 4         | 8         | 49        | 1         | 6         | 81        | 5         | 13         | 51         | 0          | 323   |                    |  |  |  |  |  |  |  |  |  |  |  |  |  |
| 845-900       | 10        | 71        | 7         | 13        | 56        | 1         | 18        | 99        | 10        | 18         | 60         | 1          | 364   |                    |  |  |  |  |  |  |  |  |  |  |  |  |  |
| HOUR TOTALS   |           |           |           |           |           |           |           |           |           |            |            |            |       |                    |  |  |  |  |  |  |  |  |  |  |  |  |  |
| TIME          | 1<br>SBRT | 2<br>SBTH | 3<br>SBLT | 4<br>WBRT | 5<br>WBTH | 6<br>WBLT | 7<br>NBRT | 8<br>NBTH | 9<br>NBLT | 10<br>EBRT | 11<br>EBTH | 12<br>EBLT | TOTAL |                    |  |  |  |  |  |  |  |  |  |  |  |  |  |
| 700-800       | 20        | 312       | 26        | 23        | 123       | 2         | 30        | 346       | 40        | 29         | 149        | 2          | 1102  |                    |  |  |  |  |  |  |  |  |  |  |  |  |  |
| 715-815       | 17        | 317       | 23        | 32        | 147       | 0         | 33        | 350       | 41        | 34         | 151        | 9          | 1154  |                    |  |  |  |  |  |  |  |  |  |  |  |  |  |
| 730-830       | 19        | 322       | 26        | 40        | 171       | 0         | 37        | 368       | 41        | 43         | 174        | 9          | 1250  |                    |  |  |  |  |  |  |  |  |  |  |  |  |  |
| 745-845       | 24        | 348       | 24        | 46        | 189       | 1         | 38        | 354       | 36        | 47         | 192        | 9          | 1308  |                    |  |  |  |  |  |  |  |  |  |  |  |  |  |
| 800-900       | 26        | 329       | 24        | 49        | 206       | 2         | 45        | 367       | 30        | 56         | 203        | 9          | 1346  |                    |  |  |  |  |  |  |  |  |  |  |  |  |  |



| 15 MIN COUNTS |           |           |           |           |           |           |           |           |           |            |            |            |       | 4:00 PM TO 6:00 PM |  |  |  |  |  |  |  |  |  |  |  |  |  |
|---------------|-----------|-----------|-----------|-----------|-----------|-----------|-----------|-----------|-----------|------------|------------|------------|-------|--------------------|--|--|--|--|--|--|--|--|--|--|--|--|--|
| PERIOD        | 1<br>SBRT | 2<br>SBTH | 3<br>SBLT | 4<br>WBRT | 5<br>WBTH | 6<br>WBLT | 7<br>NBRT | 8<br>NBTH | 9<br>NBLT | 10<br>EBRT | 11<br>EBTH | 12<br>EBLT | TOTAL |                    |  |  |  |  |  |  |  |  |  |  |  |  |  |
| 400-415       | 51        | 159       | 20        | 24        | 80        | 1         | 22        | 100       | 19        | 27         | 109        | 0          | 612   |                    |  |  |  |  |  |  |  |  |  |  |  |  |  |
| 415-430       | 48        | 142       | 18        | 20        | 68        | 1         | 15        | 85        | 8         | 28         | 77         | 0          | 510   |                    |  |  |  |  |  |  |  |  |  |  |  |  |  |
| 430-445       | 47        | 142       | 19        | 26        | 97        | 1         | 20        | 104       | 7         | 42         | 90         | 1          | 596   |                    |  |  |  |  |  |  |  |  |  |  |  |  |  |
| 445-500       | 38        | 120       | 11        | 14        | 54        | 0         | 19        | 72        | 16        | 21         | 55         | 2          | 422   |                    |  |  |  |  |  |  |  |  |  |  |  |  |  |
| 500-515       | 39        | 110       | 16        | 21        | 68        | 1         | 12        | 76        | 12        | 27         | 53         | 1          | 436   |                    |  |  |  |  |  |  |  |  |  |  |  |  |  |
| 515-530       | 47        | 123       | 24        | 25        | 78        | 1         | 21        | 81        | 14        | 42         | 70         | 0          | 526   |                    |  |  |  |  |  |  |  |  |  |  |  |  |  |
| 530-545       | 49        | 167       | 20        | 17        | 62        | 3         | 15        | 98        | 11        | 34         | 50         | 0          | 526   |                    |  |  |  |  |  |  |  |  |  |  |  |  |  |
| 545-600       | 49        | 145       | 17        | 19        | 73        | 2         | 10        | 105       | 14        | 36         | 82         | 0          | 552   |                    |  |  |  |  |  |  |  |  |  |  |  |  |  |
| HOUR TOTALS   |           |           |           |           |           |           |           |           |           |            |            |            |       |                    |  |  |  |  |  |  |  |  |  |  |  |  |  |
| TIME          | 1<br>SBRT | 2<br>SBTH | 3<br>SBLT | 4<br>WBRT | 5<br>WBTH | 6<br>WBLT | 7<br>NBRT | 8<br>NBTH | 9<br>NBLT | 10<br>EBRT | 11<br>EBTH | 12<br>EBLT | TOTAL |                    |  |  |  |  |  |  |  |  |  |  |  |  |  |
| 400-500       | 184       | 563       | 68        | 84        | 299       | 3         | 76        | 361       | 50        | 118        | 331        | 3          | 2140  |                    |  |  |  |  |  |  |  |  |  |  |  |  |  |
| 415-515       | 172       | 514       | 64        | 81        | 287       | 3         | 66        | 337       | 43        | 118        | 275        | 4          | 1964  |                    |  |  |  |  |  |  |  |  |  |  |  |  |  |
| 430-530       | 171       | 495       | 70        | 86        | 297       | 3         | 72        | 333       | 49        | 132        | 268        | 4          | 1980  |                    |  |  |  |  |  |  |  |  |  |  |  |  |  |
| 445-545       | 173       | 520       | 71        | 77        | 262       | 5         | 67        | 327       | 53        | 124        | 228        | 3          | 1910  |                    |  |  |  |  |  |  |  |  |  |  |  |  |  |
| 500-600       | 184       | 545       | 77        | 82        | 281       | 7         | 58        | 360       | 51        | 139        | 255        | 1          | 2040  |                    |  |  |  |  |  |  |  |  |  |  |  |  |  |

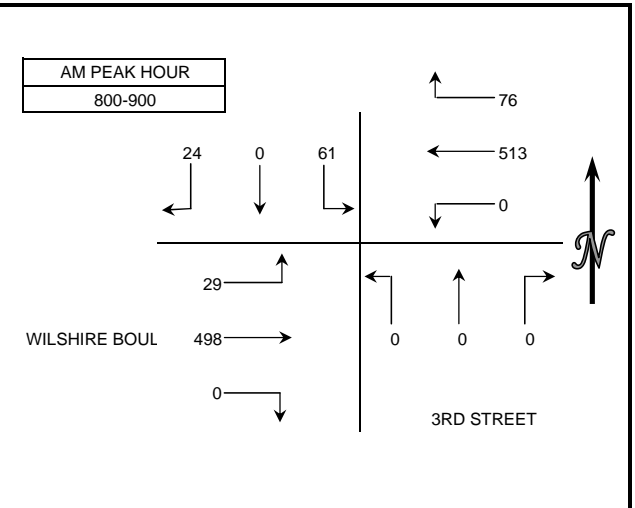




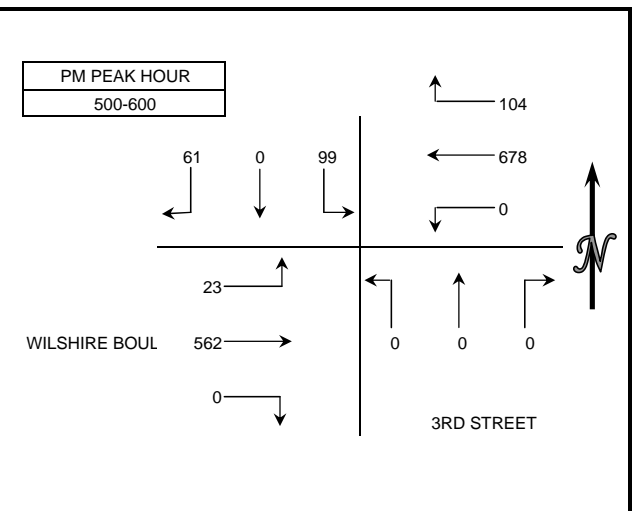
## INTERSECTION TURNING MOVEMENT COUNT SUMMARY

CLIENT: FEHR AND PEERS  
 PROJECT: WESTSIDE EXTENSION TRANSIT CORRIDOR COUNT PROGRAM  
 DATE: TUESDAY MAY 12, 2009  
 PERIODS: 7:00 AM TO 9:00 AM AND 4:00 PM TO 6:00 PM  
 INTERSECTION: N/S 3RD STREET  
 E/W WILSHIRE BOULEVARD  
 CITY: SANTA MONICA

| 15 MIN COUNTS |           |           |           |           |           |           |           |           |           |            |            |            | 7:00 AM TO 9:00 AM |
|---------------|-----------|-----------|-----------|-----------|-----------|-----------|-----------|-----------|-----------|------------|------------|------------|--------------------|
| PERIOD        | 1<br>SBRT | 2<br>SBTH | 3<br>SBLT | 4<br>WBRT | 5<br>WBTH | 6<br>WBLT | 7<br>NBRT | 8<br>NBTH | 9<br>NBLT | 10<br>EBRT | 11<br>EBTH | 12<br>EBLT | TOTAL              |
| 700-715       | 3         | 0         | 12        | 14        | 68        | 0         | 0         | 0         | 0         | 0          | 85         | 4          | 186                |
| 715-730       | 3         | 0         | 13        | 5         | 72        | 0         | 0         | 0         | 0         | 0          | 61         | 3          | 157                |
| 730-745       | 3         | 0         | 18        | 18        | 78        | 0         | 0         | 0         | 0         | 0          | 75         | 0          | 192                |
| 745-800       | 5         | 0         | 17        | 16        | 86        | 0         | 0         | 0         | 0         | 0          | 128        | 3          | 255                |
| 800-815       | 6         | 0         | 12        | 18        | 122       | 0         | 0         | 0         | 0         | 0          | 129        | 5          | 292                |
| 815-830       | 4         | 0         | 12        | 10        | 127       | 0         | 0         | 0         | 0         | 0          | 115        | 4          | 272                |
| 830-845       | 7         | 0         | 19        | 20        | 134       | 0         | 0         | 0         | 0         | 0          | 125        | 6          | 311                |
| 845-900       | 7         | 0         | 18        | 28        | 130       | 0         | 0         | 0         | 0         | 0          | 129        | 14         | 326                |
| HOOR TOTALS   |           |           |           |           |           |           |           |           |           |            |            |            |                    |
| TIME          | 1<br>SBRT | 2<br>SBTH | 3<br>SBLT | 4<br>WBRT | 5<br>WBTH | 6<br>WBLT | 7<br>NBRT | 8<br>NBTH | 9<br>NBLT | 10<br>EBRT | 11<br>EBTH | 12<br>EBLT | TOTAL              |
| 700-800       | 14        | 0         | 60        | 53        | 304       | 0         | 0         | 0         | 0         | 0          | 349        | 10         | 790                |
| 715-815       | 17        | 0         | 60        | 57        | 358       | 0         | 0         | 0         | 0         | 0          | 393        | 11         | 896                |
| 730-830       | 18        | 0         | 59        | 62        | 413       | 0         | 0         | 0         | 0         | 0          | 447        | 12         | 1011               |
| 745-845       | 22        | 0         | 60        | 64        | 469       | 0         | 0         | 0         | 0         | 0          | 497        | 18         | 1130               |
| 800-900       | 24        | 0         | 61        | 76        | 513       | 0         | 0         | 0         | 0         | 0          | 498        | 29         | 1201               |



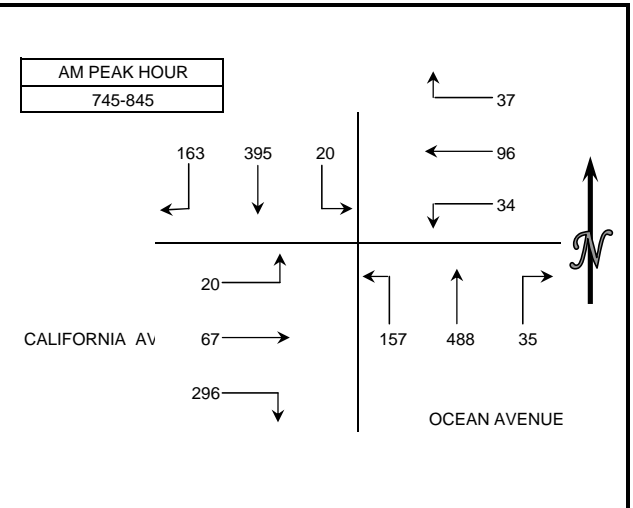
| 15 MIN COUNTS |           |           |           |           |           |           |           |           |           |            |            |            | 4:00 PM TO 6:00 PM |
|---------------|-----------|-----------|-----------|-----------|-----------|-----------|-----------|-----------|-----------|------------|------------|------------|--------------------|
| PERIOD        | 1<br>SBRT | 2<br>SBTH | 3<br>SBLT | 4<br>WBRT | 5<br>WBTH | 6<br>WBLT | 7<br>NBRT | 8<br>NBTH | 9<br>NBLT | 10<br>EBRT | 11<br>EBTH | 12<br>EBLT | TOTAL              |
| 400-415       | 12        | 0         | 19        | 26        | 169       | 0         | 0         | 0         | 0         | 0          | 154        | 6          | 386                |
| 415-430       | 2         | 0         | 26        | 18        | 156       | 0         | 0         | 0         | 0         | 0          | 143        | 4          | 349                |
| 430-445       | 5         | 0         | 28        | 28        | 159       | 0         | 0         | 0         | 0         | 0          | 121        | 12         | 353                |
| 445-500       | 17        | 0         | 20        | 27        | 130       | 0         | 0         | 0         | 0         | 0          | 136        | 7          | 337                |
| 500-515       | 19        | 0         | 26        | 20        | 167       | 0         | 0         | 0         | 0         | 0          | 141        | 12         | 385                |
| 515-530       | 9         | 0         | 22        | 25        | 149       | 0         | 0         | 0         | 0         | 0          | 132        | 1          | 338                |
| 530-545       | 22        | 0         | 20        | 27        | 188       | 0         | 0         | 0         | 0         | 0          | 145        | 7          | 409                |
| 545-600       | 11        | 0         | 31        | 32        | 174       | 0         | 0         | 0         | 0         | 0          | 144        | 3          | 395                |
| HOOR TOTALS   |           |           |           |           |           |           |           |           |           |            |            |            |                    |
| TIME          | 1<br>SBRT | 2<br>SBTH | 3<br>SBLT | 4<br>WBRT | 5<br>WBTH | 6<br>WBLT | 7<br>NBRT | 8<br>NBTH | 9<br>NBLT | 10<br>EBRT | 11<br>EBTH | 12<br>EBLT | TOTAL              |
| 400-500       | 36        | 0         | 93        | 99        | 614       | 0         | 0         | 0         | 0         | 0          | 554        | 29         | 1425               |
| 415-515       | 43        | 0         | 100       | 93        | 612       | 0         | 0         | 0         | 0         | 0          | 541        | 35         | 1424               |
| 430-530       | 50        | 0         | 96        | 100       | 605       | 0         | 0         | 0         | 0         | 0          | 530        | 32         | 1413               |
| 445-545       | 67        | 0         | 88        | 99        | 634       | 0         | 0         | 0         | 0         | 0          | 554        | 27         | 1469               |
| 500-600       | 61        | 0         | 99        | 104       | 678       | 0         | 0         | 0         | 0         | 0          | 562        | 23         | 1527               |



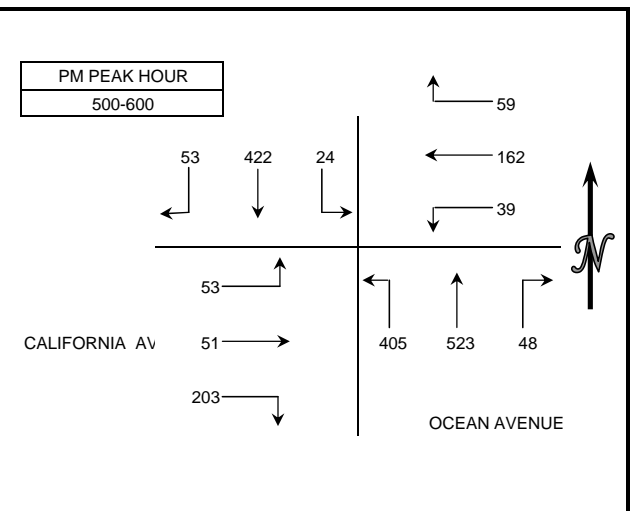
## INTERSECTION TURNING MOVEMENT COUNT SUMMARY

CLIENT: FEHR AND PEERS  
 PROJECT: WESTSIDE EXTENSION TRANSIT CORRIDOR COUNT PROGRAM  
 DATE: TUESDAY MAY 12, 2009  
 PERIODS: 7:00 AM TO 9:00 AM AND 4:00 PM TO 6:00 PM  
 INTERSECTION: N/S OCEAN AVENUE  
 E/W CALIFORNIA AVENUE  
 CITY: SANTA MONICA

| 15 MIN COUNTS |           |           |           |           |           |           |           |           |           |            |            |            |       | 7:00 AM TO 9:00 AM |  |  |  |  |  |  |  |  |  |  |  |  |  |
|---------------|-----------|-----------|-----------|-----------|-----------|-----------|-----------|-----------|-----------|------------|------------|------------|-------|--------------------|--|--|--|--|--|--|--|--|--|--|--|--|--|
| PERIOD        | 1<br>SBRT | 2<br>SBTH | 3<br>SBLT | 4<br>WBRT | 5<br>WBTH | 6<br>WBLT | 7<br>NBRT | 8<br>NBTH | 9<br>NBLT | 10<br>EBRT | 11<br>EBTH | 12<br>EBLT | TOTAL |                    |  |  |  |  |  |  |  |  |  |  |  |  |  |
| 700-715       | 26        | 50        | 3         | 5         | 12        | 3         | 1         | 58        | 42        | 37         | 1          | 3          | 241   |                    |  |  |  |  |  |  |  |  |  |  |  |  |  |
| 715-730       | 28        | 46        | 2         | 6         | 14        | 4         | 5         | 81        | 34        | 41         | 6          | 3          | 270   |                    |  |  |  |  |  |  |  |  |  |  |  |  |  |
| 730-745       | 29        | 73        | 3         | 4         | 17        | 7         | 13        | 124       | 36        | 50         | 3          | 5          | 364   |                    |  |  |  |  |  |  |  |  |  |  |  |  |  |
| 745-800       | 35        | 76        | 4         | 10        | 18        | 10        | 13        | 140       | 30        | 79         | 13         | 4          | 432   |                    |  |  |  |  |  |  |  |  |  |  |  |  |  |
| 800-815       | 56        | 104       | 3         | 6         | 25        | 9         | 5         | 141       | 51        | 70         | 19         | 3          | 492   |                    |  |  |  |  |  |  |  |  |  |  |  |  |  |
| 815-830       | 35        | 106       | 5         | 11        | 31        | 7         | 6         | 108       | 35        | 75         | 13         | 6          | 438   |                    |  |  |  |  |  |  |  |  |  |  |  |  |  |
| 830-845       | 37        | 109       | 8         | 10        | 22        | 8         | 11        | 99        | 41        | 72         | 22         | 7          | 446   |                    |  |  |  |  |  |  |  |  |  |  |  |  |  |
| 845-900       | 32        | 109       | 4         | 11        | 18        | 4         | 10        | 84        | 51        | 62         | 19         | 13         | 417   |                    |  |  |  |  |  |  |  |  |  |  |  |  |  |
| HOUR TOTALS   |           |           |           |           |           |           |           |           |           |            |            |            |       |                    |  |  |  |  |  |  |  |  |  |  |  |  |  |
| TIME          | 1<br>SBRT | 2<br>SBTH | 3<br>SBLT | 4<br>WBRT | 5<br>WBTH | 6<br>WBLT | 7<br>NBRT | 8<br>NBTH | 9<br>NBLT | 10<br>EBRT | 11<br>EBTH | 12<br>EBLT | TOTAL |                    |  |  |  |  |  |  |  |  |  |  |  |  |  |
| 700-800       | 118       | 245       | 12        | 25        | 61        | 24        | 32        | 403       | 142       | 207        | 23         | 15         | 1307  |                    |  |  |  |  |  |  |  |  |  |  |  |  |  |
| 715-815       | 148       | 299       | 12        | 26        | 74        | 30        | 36        | 486       | 151       | 240        | 41         | 15         | 1558  |                    |  |  |  |  |  |  |  |  |  |  |  |  |  |
| 730-830       | 155       | 359       | 15        | 31        | 91        | 33        | 37        | 513       | 152       | 274        | 48         | 18         | 1726  |                    |  |  |  |  |  |  |  |  |  |  |  |  |  |
| 745-845       | 163       | 395       | 20        | 37        | 96        | 34        | 35        | 488       | 157       | 296        | 67         | 20         | 1808  |                    |  |  |  |  |  |  |  |  |  |  |  |  |  |
| 800-900       | 160       | 428       | 20        | 38        | 96        | 28        | 32        | 432       | 178       | 279        | 73         | 29         | 1793  |                    |  |  |  |  |  |  |  |  |  |  |  |  |  |



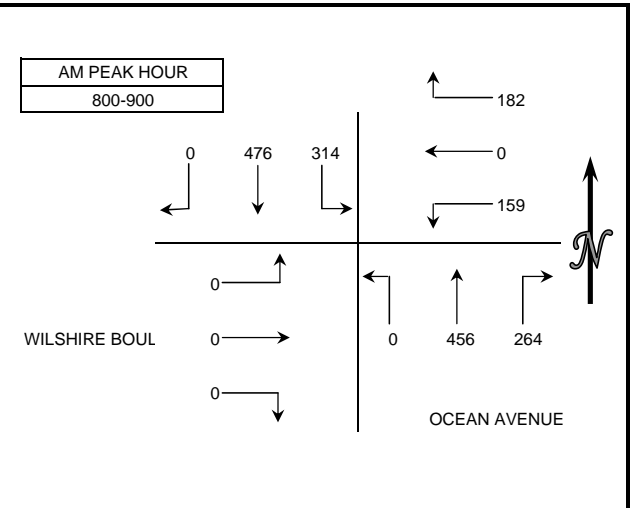
| 15 MIN COUNTS |           |           |           |           |           |           |           |           |           |            |            |            |       | 4:00 PM TO 6:00 PM |  |  |  |  |  |  |  |  |  |  |  |  |  |
|---------------|-----------|-----------|-----------|-----------|-----------|-----------|-----------|-----------|-----------|------------|------------|------------|-------|--------------------|--|--|--|--|--|--|--|--|--|--|--|--|--|
| PERIOD        | 1<br>SBRT | 2<br>SBTH | 3<br>SBLT | 4<br>WBRT | 5<br>WBTH | 6<br>WBLT | 7<br>NBRT | 8<br>NBTH | 9<br>NBLT | 10<br>EBRT | 11<br>EBTH | 12<br>EBLT | TOTAL |                    |  |  |  |  |  |  |  |  |  |  |  |  |  |
| 400-415       | 20        | 97        | 4         | 13        | 45        | 14        | 9         | 103       | 89        | 51         | 14         | 14         | 473   |                    |  |  |  |  |  |  |  |  |  |  |  |  |  |
| 415-430       | 24        | 104       | 7         | 11        | 53        | 5         | 11        | 114       | 105       | 60         | 15         | 11         | 520   |                    |  |  |  |  |  |  |  |  |  |  |  |  |  |
| 430-445       | 14        | 96        | 7         | 4         | 44        | 9         | 9         | 115       | 102       | 47         | 11         | 13         | 471   |                    |  |  |  |  |  |  |  |  |  |  |  |  |  |
| 445-500       | 19        | 96        | 4         | 13        | 30        | 8         | 8         | 116       | 71        | 54         | 16         | 6          | 441   |                    |  |  |  |  |  |  |  |  |  |  |  |  |  |
| 500-515       | 17        | 111       | 6         | 18        | 50        | 10        | 10        | 113       | 98        | 48         | 15         | 13         | 509   |                    |  |  |  |  |  |  |  |  |  |  |  |  |  |
| 515-530       | 10        | 104       | 8         | 13        | 36        | 7         | 12        | 137       | 94        | 61         | 12         | 17         | 511   |                    |  |  |  |  |  |  |  |  |  |  |  |  |  |
| 530-545       | 10        | 117       | 6         | 14        | 42        | 11        | 15        | 127       | 113       | 59         | 13         | 17         | 544   |                    |  |  |  |  |  |  |  |  |  |  |  |  |  |
| 545-600       | 16        | 90        | 4         | 14        | 34        | 11        | 11        | 146       | 100       | 35         | 11         | 6          | 478   |                    |  |  |  |  |  |  |  |  |  |  |  |  |  |
| HOUR TOTALS   |           |           |           |           |           |           |           |           |           |            |            |            |       |                    |  |  |  |  |  |  |  |  |  |  |  |  |  |
| TIME          | 1<br>SBRT | 2<br>SBTH | 3<br>SBLT | 4<br>WBRT | 5<br>WBTH | 6<br>WBLT | 7<br>NBRT | 8<br>NBTH | 9<br>NBLT | 10<br>EBRT | 11<br>EBTH | 12<br>EBLT | TOTAL |                    |  |  |  |  |  |  |  |  |  |  |  |  |  |
| 400-500       | 77        | 393       | 22        | 41        | 172       | 36        | 37        | 448       | 367       | 212        | 56         | 44         | 1905  |                    |  |  |  |  |  |  |  |  |  |  |  |  |  |
| 415-515       | 74        | 407       | 24        | 46        | 177       | 32        | 38        | 458       | 376       | 209        | 57         | 43         | 1941  |                    |  |  |  |  |  |  |  |  |  |  |  |  |  |
| 430-530       | 60        | 407       | 25        | 48        | 160       | 34        | 39        | 481       | 365       | 210        | 54         | 49         | 1932  |                    |  |  |  |  |  |  |  |  |  |  |  |  |  |
| 445-545       | 56        | 428       | 24        | 58        | 158       | 36        | 45        | 493       | 376       | 222        | 56         | 53         | 2005  |                    |  |  |  |  |  |  |  |  |  |  |  |  |  |
| 500-600       | 53        | 422       | 24        | 59        | 162       | 39        | 48        | 523       | 405       | 203        | 51         | 53         | 2042  |                    |  |  |  |  |  |  |  |  |  |  |  |  |  |



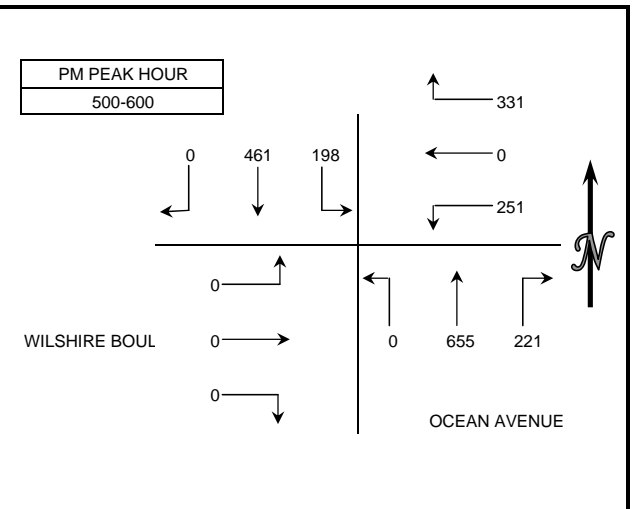
## INTERSECTION TURNING MOVEMENT COUNT SUMMARY

CLIENT: FEHR AND PEERS  
 PROJECT: WESTSIDE EXTENSION TRANSIT CORRIDOR COUNT PROGRAM  
 DATE: THURSDAY MAY 14, 2009  
 PERIODS: 7:00 AM TO 9:00 AM AND 4:00 PM TO 6:00 PM  
 INTERSECTION: N/S OCEAN AVENUE  
 E/W WILSHIRE BOULEVARD  
 CITY: SANTA MONICA

| 15 MIN COUNTS |           |           |           |           |           |           |           |           |           |            |            |            | 7:00 AM TO 9:00 AM |
|---------------|-----------|-----------|-----------|-----------|-----------|-----------|-----------|-----------|-----------|------------|------------|------------|--------------------|
| PERIOD        | 1<br>SBRT | 2<br>SBTH | 3<br>SBLT | 4<br>WBRT | 5<br>WBTH | 6<br>WBLT | 7<br>NBRT | 8<br>NBTH | 9<br>NBLT | 10<br>EBRT | 11<br>EBTH | 12<br>EBLT | TOTAL              |
| 700-715       | 0         | 40        | 22        | 20        | 0         | 23        | 25        | 58        | 0         | 0          | 0          | 0          | 188                |
| 715-730       | 0         | 58        | 46        | 38        | 0         | 16        | 34        | 109       | 0         | 0          | 0          | 0          | 301                |
| 730-745       | 0         | 90        | 89        | 47        | 0         | 30        | 45        | 123       | 0         | 0          | 0          | 0          | 424                |
| 745-800       | 0         | 95        | 73        | 46        | 0         | 31        | 58        | 135       | 0         | 0          | 0          | 0          | 438                |
| 800-815       | 0         | 108       | 53        | 44        | 0         | 31        | 70        | 124       | 0         | 0          | 0          | 0          | 430                |
| 815-830       | 0         | 124       | 88        | 50        | 0         | 49        | 59        | 130       | 0         | 0          | 0          | 0          | 500                |
| 830-845       | 0         | 134       | 74        | 50        | 0         | 39        | 61        | 110       | 0         | 0          | 0          | 0          | 468                |
| 845-900       | 0         | 110       | 99        | 38        | 0         | 40        | 74        | 92        | 0         | 0          | 0          | 0          | 453                |
| HOUR TOTALS   |           |           |           |           |           |           |           |           |           |            |            |            |                    |
| TIME          | 1<br>SBRT | 2<br>SBTH | 3<br>SBLT | 4<br>WBRT | 5<br>WBTH | 6<br>WBLT | 7<br>NBRT | 8<br>NBTH | 9<br>NBLT | 10<br>EBRT | 11<br>EBTH | 12<br>EBLT | TOTAL              |
| 700-800       | 0         | 283       | 230       | 151       | 0         | 100       | 162       | 425       | 0         | 0          | 0          | 0          | 1351               |
| 715-815       | 0         | 351       | 261       | 175       | 0         | 108       | 207       | 491       | 0         | 0          | 0          | 0          | 1593               |
| 730-830       | 0         | 417       | 303       | 187       | 0         | 141       | 232       | 512       | 0         | 0          | 0          | 0          | 1792               |
| 745-845       | 0         | 461       | 288       | 190       | 0         | 150       | 248       | 499       | 0         | 0          | 0          | 0          | 1836               |
| 800-900       | 0         | 476       | 314       | 182       | 0         | 159       | 264       | 456       | 0         | 0          | 0          | 0          | 1851               |



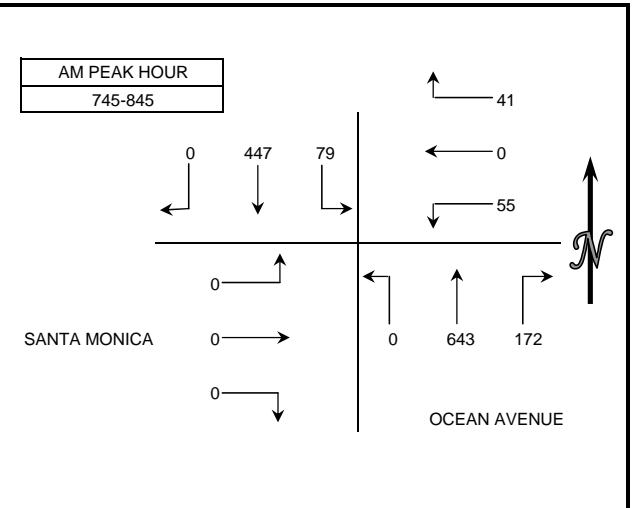
| 15 MIN COUNTS |           |           |           |           |           |           |           |           |           |            |            |            | 4:00 PM TO 6:00 PM |
|---------------|-----------|-----------|-----------|-----------|-----------|-----------|-----------|-----------|-----------|------------|------------|------------|--------------------|
| PERIOD        | 1<br>SBRT | 2<br>SBTH | 3<br>SBLT | 4<br>WBRT | 5<br>WBTH | 6<br>WBLT | 7<br>NBRT | 8<br>NBTH | 9<br>NBLT | 10<br>EBRT | 11<br>EBTH | 12<br>EBLT | TOTAL              |
| 400-415       | 0         | 120       | 44        | 78        | 0         | 64        | 46        | 159       | 0         | 0          | 0          | 0          | 511                |
| 415-430       | 0         | 134       | 37        | 86        | 0         | 67        | 58        | 143       | 0         | 0          | 0          | 0          | 525                |
| 430-445       | 0         | 115       | 48        | 75        | 0         | 70        | 47        | 155       | 0         | 0          | 0          | 0          | 510                |
| 445-500       | 0         | 112       | 37        | 61        | 0         | 55        | 46        | 144       | 0         | 0          | 0          | 0          | 455                |
| 500-515       | 0         | 132       | 42        | 89        | 0         | 65        | 57        | 169       | 0         | 0          | 0          | 0          | 554                |
| 515-530       | 0         | 105       | 52        | 62        | 0         | 63        | 63        | 168       | 0         | 0          | 0          | 0          | 513                |
| 530-545       | 0         | 122       | 58        | 84        | 0         | 55        | 43        | 155       | 0         | 0          | 0          | 0          | 517                |
| 545-600       | 0         | 102       | 46        | 96        | 0         | 68        | 58        | 163       | 0         | 0          | 0          | 0          | 533                |
| HOUR TOTALS   |           |           |           |           |           |           |           |           |           |            |            |            |                    |
| TIME          | 1<br>SBRT | 2<br>SBTH | 3<br>SBLT | 4<br>WBRT | 5<br>WBTH | 6<br>WBLT | 7<br>NBRT | 8<br>NBTH | 9<br>NBLT | 10<br>EBRT | 11<br>EBTH | 12<br>EBLT | TOTAL              |
| 400-500       | 0         | 481       | 166       | 300       | 0         | 256       | 197       | 601       | 0         | 0          | 0          | 0          | 2001               |
| 415-515       | 0         | 493       | 164       | 311       | 0         | 257       | 208       | 611       | 0         | 0          | 0          | 0          | 2044               |
| 430-530       | 0         | 464       | 179       | 287       | 0         | 253       | 213       | 636       | 0         | 0          | 0          | 0          | 2032               |
| 445-545       | 0         | 471       | 189       | 296       | 0         | 238       | 209       | 636       | 0         | 0          | 0          | 0          | 2039               |
| 500-600       | 0         | 461       | 198       | 331       | 0         | 251       | 221       | 655       | 0         | 0          | 0          | 0          | 2117               |



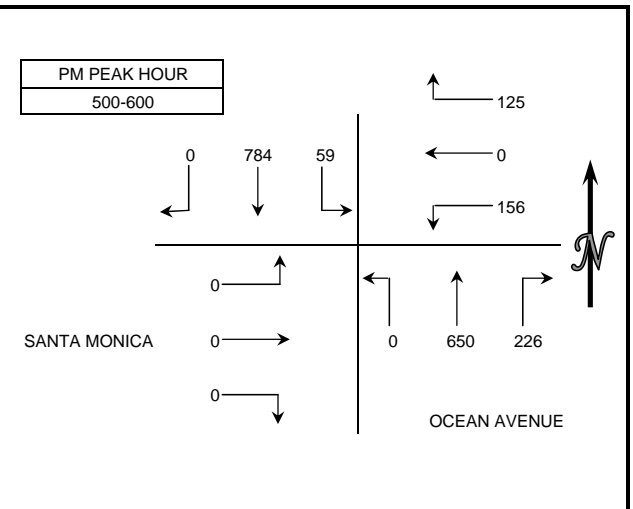
## INTERSECTION TURNING MOVEMENT COUNT SUMMARY

CLIENT: FEHR AND PEERS  
 PROJECT: WESTSIDE EXTENSION TRANSIT CORRIDOR COUNT PROGRAM  
 DATE: TUESDAY MAY 12, 2009  
 PERIODS: 7:00 AM TO 9:00 AM AND 4:00 PM TO 6:00 PM  
 INTERSECTION: N/S OCEAN AVENUE  
 E/W SANTA MONICA BOULEVARD  
 CITY: SANTA MONICA

| 15 MIN COUNTS |           |           |           |           |           |           |           |           |           |            |            |            | 7:00 AM TO 9:00 AM |
|---------------|-----------|-----------|-----------|-----------|-----------|-----------|-----------|-----------|-----------|------------|------------|------------|--------------------|
| PERIOD        | 1<br>SBRT | 2<br>SBTH | 3<br>SBLT | 4<br>WBRT | 5<br>WBTH | 6<br>WBLT | 7<br>NBRT | 8<br>NBTH | 9<br>NBLT | 10<br>EBRT | 11<br>EBTH | 12<br>EBLT | TOTAL              |
| 700-715       | 0         | 63        | 10        | 14        | 0         | 9         | 18        | 80        | 0         | 0          | 0          | 0          | 194                |
| 715-730       | 0         | 68        | 5         | 13        | 0         | 10        | 31        | 94        | 0         | 0          | 0          | 0          | 221                |
| 730-745       | 0         | 71        | 10        | 12        | 0         | 10        | 29        | 148       | 0         | 0          | 0          | 0          | 280                |
| 745-800       | 0         | 90        | 15        | 11        | 0         | 12        | 45        | 172       | 0         | 0          | 0          | 0          | 345                |
| 800-815       | 0         | 112       | 14        | 12        | 0         | 10        | 48        | 153       | 0         | 0          | 0          | 0          | 349                |
| 815-830       | 0         | 116       | 23        | 11        | 0         | 19        | 46        | 168       | 0         | 0          | 0          | 0          | 383                |
| 830-845       | 0         | 129       | 27        | 7         | 0         | 14        | 33        | 150       | 0         | 0          | 0          | 0          | 360                |
| 845-900       | 0         | 106       | 16        | 14        | 0         | 19        | 38        | 139       | 0         | 0          | 0          | 0          | 332                |
| HOUR TOTALS   |           |           |           |           |           |           |           |           |           |            |            |            |                    |
| TIME          | 1<br>SBRT | 2<br>SBTH | 3<br>SBLT | 4<br>WBRT | 5<br>WBTH | 6<br>WBLT | 7<br>NBRT | 8<br>NBTH | 9<br>NBLT | 10<br>EBRT | 11<br>EBTH | 12<br>EBLT | TOTAL              |
| 700-800       | 0         | 292       | 40        | 50        | 0         | 41        | 123       | 494       | 0         | 0          | 0          | 0          | 1040               |
| 715-815       | 0         | 341       | 44        | 48        | 0         | 42        | 153       | 567       | 0         | 0          | 0          | 0          | 1195               |
| 730-830       | 0         | 389       | 62        | 46        | 0         | 51        | 168       | 641       | 0         | 0          | 0          | 0          | 1357               |
| 745-845       | 0         | 447       | 79        | 41        | 0         | 55        | 172       | 643       | 0         | 0          | 0          | 0          | 1437               |
| 800-900       | 0         | 463       | 80        | 44        | 0         | 62        | 165       | 610       | 0         | 0          | 0          | 0          | 1424               |



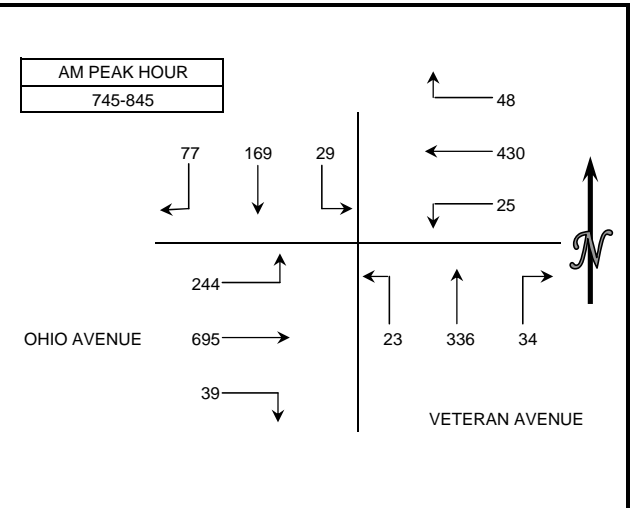
| 15 MIN COUNTS |           |           |           |           |           |           |           |           |           |            |            |            | 4:00 PM TO 6:00 PM |
|---------------|-----------|-----------|-----------|-----------|-----------|-----------|-----------|-----------|-----------|------------|------------|------------|--------------------|
| PERIOD        | 1<br>SBRT | 2<br>SBTH | 3<br>SBLT | 4<br>WBRT | 5<br>WBTH | 6<br>WBLT | 7<br>NBRT | 8<br>NBTH | 9<br>NBLT | 10<br>EBRT | 11<br>EBTH | 12<br>EBLT | TOTAL              |
| 400-415       | 0         | 167       | 21        | 23        | 0         | 41        | 47        | 115       | 0         | 0          | 0          | 0          | 414                |
| 415-430       | 0         | 181       | 15        | 39        | 0         | 37        | 61        | 131       | 0         | 0          | 0          | 0          | 464                |
| 430-445       | 0         | 174       | 13        | 37        | 0         | 52        | 44        | 112       | 0         | 0          | 0          | 0          | 432                |
| 445-500       | 0         | 173       | 27        | 24        | 0         | 36        | 51        | 122       | 0         | 0          | 0          | 0          | 433                |
| 500-515       | 0         | 189       | 11        | 27        | 0         | 38        | 52        | 158       | 0         | 0          | 0          | 0          | 475                |
| 515-530       | 0         | 224       | 17        | 28        | 0         | 39        | 52        | 151       | 0         | 0          | 0          | 0          | 511                |
| 530-545       | 0         | 189       | 16        | 32        | 0         | 43        | 61        | 176       | 0         | 0          | 0          | 0          | 517                |
| 545-600       | 0         | 182       | 15        | 38        | 0         | 36        | 61        | 165       | 0         | 0          | 0          | 0          | 497                |
| HOUR TOTALS   |           |           |           |           |           |           |           |           |           |            |            |            |                    |
| TIME          | 1<br>SBRT | 2<br>SBTH | 3<br>SBLT | 4<br>WBRT | 5<br>WBTH | 6<br>WBLT | 7<br>NBRT | 8<br>NBTH | 9<br>NBLT | 10<br>EBRT | 11<br>EBTH | 12<br>EBLT | TOTAL              |
| 400-500       | 0         | 695       | 76        | 123       | 0         | 166       | 203       | 480       | 0         | 0          | 0          | 0          | 1743               |
| 415-515       | 0         | 717       | 66        | 127       | 0         | 163       | 208       | 523       | 0         | 0          | 0          | 0          | 1804               |
| 430-530       | 0         | 760       | 68        | 116       | 0         | 165       | 199       | 543       | 0         | 0          | 0          | 0          | 1851               |
| 445-545       | 0         | 775       | 71        | 111       | 0         | 156       | 216       | 607       | 0         | 0          | 0          | 0          | 1936               |
| 500-600       | 0         | 784       | 59        | 125       | 0         | 156       | 226       | 650       | 0         | 0          | 0          | 0          | 2000               |



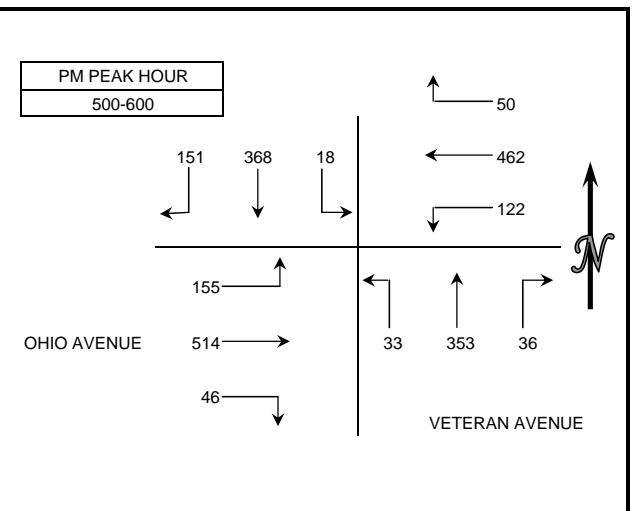
## INTERSECTION TURNING MOVEMENT COUNT SUMMARY

CLIENT: FEHR AND PEERS  
 PROJECT: WESTSIDE SUBWAY EXTENSION PROJECT  
 DATE: TUESDAY JANUARY 12, 2010  
 PERIODS: 7:00 AM TO 9:00 AM AND 4:00 PM TO 6:00 PM  
 INTERSECTION: N/S VETERAN AVENUE  
 E/W OHIO AVENUE  
 CITY: LOS ANGELES

| 15 MIN COUNTS |           |           |           |           |           |           |           |           |           |            |            |            |       | 7:00 AM TO 9:00 AM |  |  |  |  |  |  |  |  |  |  |  |  |  |
|---------------|-----------|-----------|-----------|-----------|-----------|-----------|-----------|-----------|-----------|------------|------------|------------|-------|--------------------|--|--|--|--|--|--|--|--|--|--|--|--|--|
| PERIOD        | 1<br>SBRT | 2<br>SBTH | 3<br>SBLT | 4<br>WBRT | 5<br>WBTH | 6<br>WBLT | 7<br>NBRT | 8<br>NBTH | 9<br>NBLT | 10<br>EBRT | 11<br>EBTH | 12<br>EBLT | TOTAL |                    |  |  |  |  |  |  |  |  |  |  |  |  |  |
| 700-715       | 4         | 12        | 4         | 5         | 60        | 7         | 7         | 33        | 2         | 4          | 86         | 37         | 261   |                    |  |  |  |  |  |  |  |  |  |  |  |  |  |
| 715-730       | 9         | 21        | 7         | 8         | 82        | 3         | 4         | 53        | 5         | 9          | 101        | 35         | 337   |                    |  |  |  |  |  |  |  |  |  |  |  |  |  |
| 730-745       | 17        | 33        | 8         | 12        | 115       | 6         | 8         | 64        | 8         | 7          | 139        | 41         | 458   |                    |  |  |  |  |  |  |  |  |  |  |  |  |  |
| 745-800       | 14        | 35        | 10        | 11        | 128       | 9         | 6         | 74        | 4         | 9          | 183        | 65         | 548   |                    |  |  |  |  |  |  |  |  |  |  |  |  |  |
| 800-815       | 17        | 45        | 8         | 14        | 100       | 4         | 12        | 85        | 9         | 8          | 170        | 50         | 522   |                    |  |  |  |  |  |  |  |  |  |  |  |  |  |
| 815-830       | 23        | 41        | 5         | 14        | 103       | 4         | 7         | 87        | 3         | 10         | 159        | 55         | 511   |                    |  |  |  |  |  |  |  |  |  |  |  |  |  |
| 830-845       | 23        | 48        | 6         | 9         | 99        | 8         | 9         | 90        | 7         | 12         | 183        | 74         | 568   |                    |  |  |  |  |  |  |  |  |  |  |  |  |  |
| 845-900       | 20        | 41        | 10        | 9         | 97        | 6         | 9         | 86        | 9         | 10         | 172        | 72         | 541   |                    |  |  |  |  |  |  |  |  |  |  |  |  |  |
| HOUR TOTALS   |           |           |           |           |           |           |           |           |           |            |            |            |       |                    |  |  |  |  |  |  |  |  |  |  |  |  |  |
| TIME          | 1<br>SBRT | 2<br>SBTH | 3<br>SBLT | 4<br>WBRT | 5<br>WBTH | 6<br>WBLT | 7<br>NBRT | 8<br>NBTH | 9<br>NBLT | 10<br>EBRT | 11<br>EBTH | 12<br>EBLT | TOTAL |                    |  |  |  |  |  |  |  |  |  |  |  |  |  |
| 700-800       | 44        | 101       | 29        | 36        | 385       | 25        | 25        | 224       | 19        | 29         | 509        | 178        | 1604  |                    |  |  |  |  |  |  |  |  |  |  |  |  |  |
| 715-815       | 57        | 134       | 33        | 45        | 425       | 22        | 30        | 276       | 26        | 33         | 593        | 191        | 1865  |                    |  |  |  |  |  |  |  |  |  |  |  |  |  |
| 730-830       | 71        | 154       | 31        | 51        | 446       | 23        | 33        | 310       | 24        | 34         | 651        | 211        | 2039  |                    |  |  |  |  |  |  |  |  |  |  |  |  |  |
| 745-845       | 77        | 169       | 29        | 48        | 430       | 25        | 34        | 336       | 23        | 39         | 695        | 244        | 2149  |                    |  |  |  |  |  |  |  |  |  |  |  |  |  |
| 800-900       | 83        | 175       | 29        | 46        | 399       | 22        | 37        | 348       | 28        | 40         | 684        | 251        | 2142  |                    |  |  |  |  |  |  |  |  |  |  |  |  |  |



| 15 MIN COUNTS |           |           |           |           |           |           |           |           |           |            |            |            |       | 4:00 PM TO 6:00 PM |  |  |  |  |  |  |  |  |  |  |  |  |  |
|---------------|-----------|-----------|-----------|-----------|-----------|-----------|-----------|-----------|-----------|------------|------------|------------|-------|--------------------|--|--|--|--|--|--|--|--|--|--|--|--|--|
| PERIOD        | 1<br>SBRT | 2<br>SBTH | 3<br>SBLT | 4<br>WBRT | 5<br>WBTH | 6<br>WBLT | 7<br>NBRT | 8<br>NBTH | 9<br>NBLT | 10<br>EBRT | 11<br>EBTH | 12<br>EBLT | TOTAL |                    |  |  |  |  |  |  |  |  |  |  |  |  |  |
| 400-415       | 37        | 72        | 6         | 11        | 102       | 17        | 9         | 74        | 7         | 13         | 103        | 39         | 490   |                    |  |  |  |  |  |  |  |  |  |  |  |  |  |
| 415-430       | 39        | 91        | 5         | 10        | 102       | 25        | 7         | 72        | 6         | 11         | 109        | 33         | 510   |                    |  |  |  |  |  |  |  |  |  |  |  |  |  |
| 430-445       | 28        | 87        | 4         | 8         | 108       | 24        | 10        | 85        | 7         | 14         | 115        | 43         | 533   |                    |  |  |  |  |  |  |  |  |  |  |  |  |  |
| 445-500       | 34        | 94        | 12        | 11        | 111       | 24        | 10        | 75        | 6         | 9          | 121        | 29         | 536   |                    |  |  |  |  |  |  |  |  |  |  |  |  |  |
| 500-515       | 38        | 91        | 7         | 14        | 120       | 30        | 10        | 97        | 4         | 12         | 134        | 43         | 600   |                    |  |  |  |  |  |  |  |  |  |  |  |  |  |
| 515-530       | 31        | 96        | 4         | 12        | 117       | 39        | 6         | 88        | 11        | 8          | 121        | 37         | 570   |                    |  |  |  |  |  |  |  |  |  |  |  |  |  |
| 530-545       | 41        | 97        | 3         | 13        | 117       | 28        | 12        | 78        | 8         | 14         | 130        | 33         | 574   |                    |  |  |  |  |  |  |  |  |  |  |  |  |  |
| 545-600       | 41        | 84        | 4         | 11        | 108       | 25        | 8         | 90        | 10        | 12         | 129        | 42         | 564   |                    |  |  |  |  |  |  |  |  |  |  |  |  |  |
| HOUR TOTALS   |           |           |           |           |           |           |           |           |           |            |            |            |       |                    |  |  |  |  |  |  |  |  |  |  |  |  |  |
| TIME          | 1<br>SBRT | 2<br>SBTH | 3<br>SBLT | 4<br>WBRT | 5<br>WBTH | 6<br>WBLT | 7<br>NBRT | 8<br>NBTH | 9<br>NBLT | 10<br>EBRT | 11<br>EBTH | 12<br>EBLT | TOTAL |                    |  |  |  |  |  |  |  |  |  |  |  |  |  |
| 400-500       | 138       | 344       | 27        | 40        | 423       | 90        | 36        | 306       | 26        | 47         | 448        | 144        | 2069  |                    |  |  |  |  |  |  |  |  |  |  |  |  |  |
| 415-515       | 139       | 363       | 28        | 43        | 441       | 103       | 37        | 329       | 23        | 46         | 479        | 148        | 2179  |                    |  |  |  |  |  |  |  |  |  |  |  |  |  |
| 430-530       | 131       | 368       | 27        | 45        | 456       | 117       | 36        | 345       | 28        | 43         | 491        | 152        | 2239  |                    |  |  |  |  |  |  |  |  |  |  |  |  |  |
| 445-545       | 144       | 378       | 26        | 50        | 465       | 121       | 38        | 338       | 29        | 43         | 506        | 142        | 2280  |                    |  |  |  |  |  |  |  |  |  |  |  |  |  |
| 500-600       | 151       | 368       | 18        | 50        | 462       | 122       | 36        | 353       | 33        | 46         | 514        | 155        | 2308  |                    |  |  |  |  |  |  |  |  |  |  |  |  |  |





City Of Los Angeles  
 Department Of Transportation  
**MANUAL TRAFFIC COUNT SUMMARY**

STREET:  
 North/South VETERAN AV  
 East/West WILSHIRE BL  
 Day: TUESDAY Date: October 21, 2008 Weather: SUNNY  
 Hours: 7-10AM 3-6PM Chekrs: THOMPSON  
 School Day: YES District: WESTERN US CODE 13997

|                     | <u>N/B</u> | <u>S/B</u> | <u>E/B</u> | <u>W/B</u> |
|---------------------|------------|------------|------------|------------|
| <b>DUAL-WHEELED</b> | 57         | 52         | 271        | 219        |
| <b>BIKES</b>        | 65         | 35         | 23         | 1          |
| <b>BUSES</b>        | 1          | 3          | 213        | 262        |

|                    | <u>N/B TIME</u> |      | <u>S/B TIME</u> |      | <u>E/B TIME</u> |      | <u>W/B TIME</u> |      |
|--------------------|-----------------|------|-----------------|------|-----------------|------|-----------------|------|
| <i>AMPK 15 MIN</i> | 281             | 9.00 | 137             | 8.15 | 1123            | 8.30 | 669             | 8.15 |
| <i>PMPK 15 MIN</i> | 311             | 5.30 | 338             | 5.30 | 659             | 5.30 | 738             | 5.30 |
| <i>AMPK HOUR</i>   | 1055            | 8.15 | 462             | 8.15 | 4350            | 8.00 | 2511            | 8.00 |
| <i>PMPK HOUR</i>   | 1188            | 4.45 | 1198            | 4.45 | 2565            | 3.15 | 2853            | 5.00 |

**NORTHBOUND Approach**

| Hours        | Lt          | Th          | Rt         | Total       |
|--------------|-------------|-------------|------------|-------------|
| 7-8          | 177         | 387         | 81         | 645         |
| 8-9          | 221         | 621         | 150        | 992         |
| 9-10         | 212         | 588         | 149        | 949         |
| 3-4          | 246         | 403         | 117        | 766         |
| 4-5          | 258         | 609         | 142        | 1009        |
| 5-6          | 266         | 691         | 198        | 1155        |
| <b>TOTAL</b> | <b>1380</b> | <b>3299</b> | <b>837</b> | <b>5516</b> |

**SOUTHBOUND Approach**

| Hours        | Lt         | Th          | Rt          | Total       |
|--------------|------------|-------------|-------------|-------------|
| 7-8          | 70         | 74          | 298         | 442         |
| 8-9          | 115        | 120         | 205         | 440         |
| 9-10         | 107        | 135         | 157         | 399         |
| 3-4          | 31         | 276         | 611         | 918         |
| 4-5          | 30         | 336         | 653         | 1019        |
| 5-6          | 40         | 382         | 710         | 1132        |
| <b>TOTAL</b> | <b>393</b> | <b>1323</b> | <b>2634</b> | <b>4350</b> |

**TOTAL**

**XING S/L**

**XING N/L**

| N-S         | Ped        | Sch      | Ped       | Sch      |
|-------------|------------|----------|-----------|----------|
| 1087        | 54         | 0        | 11        | 0        |
| 1432        | 70         | 0        | 7         | 0        |
| 1348        | 70         | 1        | 7         | 0        |
| 1684        | 98         | 0        | 19        | 0        |
| 2028        | 62         | 0        | 15        | 0        |
| 2287        | 72         | 0        | 15        | 0        |
| <b>9866</b> | <b>426</b> | <b>1</b> | <b>74</b> | <b>0</b> |

**EASTBOUND Approach**

| Hours        | Lt          | Th           | Rt         | Total        |
|--------------|-------------|--------------|------------|--------------|
| 7-8          | 506         | 2958         | 153        | 3617         |
| 8-9          | 526         | 3653         | 171        | 4350         |
| 9-10         | 471         | 3279         | 169        | 3919         |
| 3-4          | 300         | 2171         | 81         | 2552         |
| 4-5          | 288         | 2152         | 87         | 2527         |
| 5-6          | 271         | 2215         | 78         | 2564         |
| <b>TOTAL</b> | <b>2362</b> | <b>16428</b> | <b>739</b> | <b>19529</b> |

**WESTBOUND Approach**

| Hours        | Lt         | Th           | Rt         | Total        |
|--------------|------------|--------------|------------|--------------|
| 7-8          | 43         | 1975         | 117        | 2135         |
| 8-9          | 68         | 2402         | 41         | 2511         |
| 9-10         | 78         | 2224         | 28         | 2330         |
| 3-4          | 44         | 2441         | 14         | 2499         |
| 4-5          | 54         | 2554         | 18         | 2626         |
| 5-6          | 75         | 2756         | 22         | 2853         |
| <b>TOTAL</b> | <b>362</b> | <b>14352</b> | <b>240</b> | <b>14954</b> |

**TOTAL**

**XING W/L**

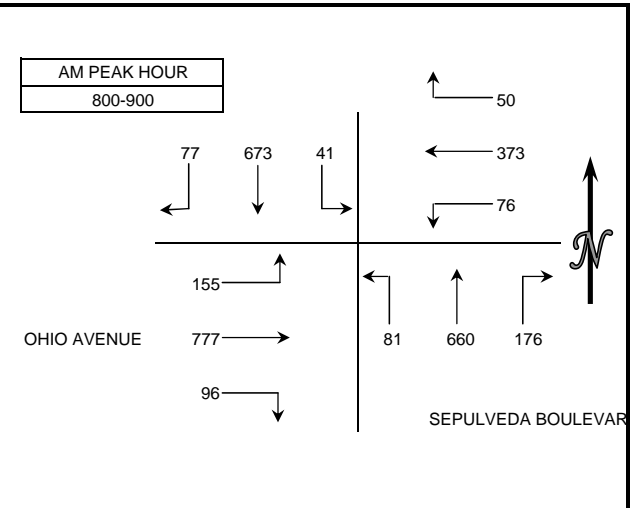
**XING E/L**

| E-W          | Ped       | Sch      | Ped        | Sch      |
|--------------|-----------|----------|------------|----------|
| 5752         | 11        | 0        | 41         | 0        |
| 6861         | 14        | 3        | 71         | 0        |
| 6249         | 4         | 0        | 59         | 0        |
| 5051         | 18        | 0        | 32         | 0        |
| 5153         | 18        | 0        | 45         | 0        |
| 5417         | 19        | 0        | 28         | 0        |
| <b>34483</b> | <b>84</b> | <b>3</b> | <b>276</b> | <b>0</b> |

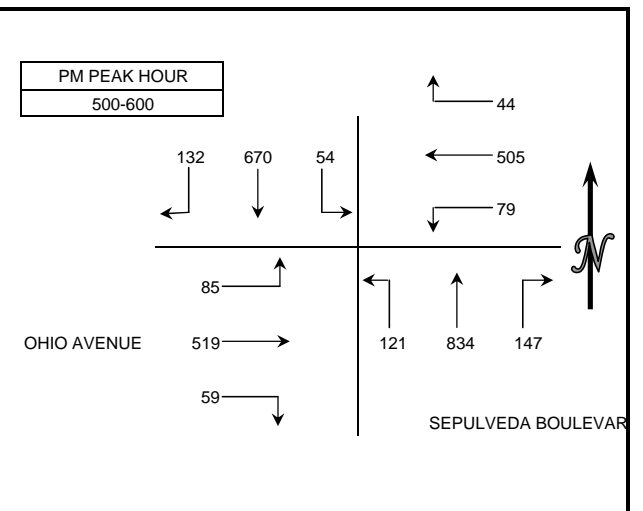
## INTERSECTION TURNING MOVEMENT COUNT SUMMARY

CLIENT: FEHR AND PEERS  
 PROJECT: WESTSIDE SUBWAY EXTENSION PROJECT  
 DATE: TUESDAY JANUARY 12, 2010  
 PERIODS: 7:00 AM TO 9:00 AM AND 4:00 PM TO 6:00 PM  
 INTERSECTION: N/S SEPULVEDA BOULEVARD  
 E/W OHIO AVENUE  
 CITY: LOS ANGELES

| 15 MIN COUNTS |        |        |        |        |        |        |        |        |        |         |         |         |       | 7:00 AM TO 9:00 AM |  |  |  |  |  |  |  |  |  |  |  |  |  |
|---------------|--------|--------|--------|--------|--------|--------|--------|--------|--------|---------|---------|---------|-------|--------------------|--|--|--|--|--|--|--|--|--|--|--|--|--|
| PERIOD        | 1 SBRT | 2 SBTH | 3 SBLT | 4 WBRT | 5 WBTH | 6 WBLT | 7 NBRT | 8 NBTH | 9 NBLT | 10 EBRT | 11 EBTH | 12 EBLT | TOTAL |                    |  |  |  |  |  |  |  |  |  |  |  |  |  |
| 700-715       | 13     | 92     | 4      | 9      | 59     | 12     | 31     | 91     | 12     | 11      | 86      | 31      | 451   |                    |  |  |  |  |  |  |  |  |  |  |  |  |  |
| 715-730       | 18     | 114    | 5      | 12     | 72     | 18     | 41     | 112    | 28     | 17      | 101     | 32      | 570   |                    |  |  |  |  |  |  |  |  |  |  |  |  |  |
| 730-745       | 22     | 136    | 7      | 15     | 98     | 18     | 40     | 129    | 30     | 17      | 141     | 29      | 682   |                    |  |  |  |  |  |  |  |  |  |  |  |  |  |
| 745-800       | 21     | 144    | 12     | 14     | 105    | 22     | 54     | 164    | 27     | 22      | 160     | 32      | 777   |                    |  |  |  |  |  |  |  |  |  |  |  |  |  |
| 800-815       | 16     | 179    | 13     | 13     | 104    | 12     | 41     | 152    | 25     | 19      | 188     | 31      | 793   |                    |  |  |  |  |  |  |  |  |  |  |  |  |  |
| 815-830       | 23     | 163    | 8      | 13     | 84     | 21     | 44     | 174    | 19     | 28      | 188     | 38      | 803   |                    |  |  |  |  |  |  |  |  |  |  |  |  |  |
| 830-845       | 19     | 160    | 12     | 12     | 98     | 20     | 49     | 172    | 18     | 28      | 211     | 41      | 840   |                    |  |  |  |  |  |  |  |  |  |  |  |  |  |
| 845-900       | 19     | 171    | 8      | 12     | 87     | 23     | 42     | 162    | 19     | 21      | 190     | 45      | 799   |                    |  |  |  |  |  |  |  |  |  |  |  |  |  |
| HOOR TOTALS   |        |        |        |        |        |        |        |        |        |         |         |         |       |                    |  |  |  |  |  |  |  |  |  |  |  |  |  |
| TIME          | 1 SBRT | 2 SBTH | 3 SBLT | 4 WBRT | 5 WBTH | 6 WBLT | 7 NBRT | 8 NBTH | 9 NBLT | 10 EBRT | 11 EBTH | 12 EBLT | TOTAL |                    |  |  |  |  |  |  |  |  |  |  |  |  |  |
| 700-800       | 74     | 486    | 28     | 50     | 334    | 70     | 166    | 496    | 97     | 67      | 488     | 124     | 2480  |                    |  |  |  |  |  |  |  |  |  |  |  |  |  |
| 715-815       | 77     | 573    | 37     | 54     | 379    | 70     | 176    | 557    | 110    | 75      | 590     | 124     | 2822  |                    |  |  |  |  |  |  |  |  |  |  |  |  |  |
| 730-830       | 82     | 622    | 40     | 55     | 391    | 73     | 179    | 619    | 101    | 86      | 677     | 130     | 3055  |                    |  |  |  |  |  |  |  |  |  |  |  |  |  |
| 745-845       | 79     | 646    | 45     | 52     | 391    | 75     | 188    | 662    | 89     | 97      | 747     | 142     | 3213  |                    |  |  |  |  |  |  |  |  |  |  |  |  |  |
| 800-900       | 77     | 673    | 41     | 50     | 373    | 76     | 176    | 660    | 81     | 96      | 777     | 155     | 3235  |                    |  |  |  |  |  |  |  |  |  |  |  |  |  |



| 15 MIN COUNTS |        |        |        |        |        |        |        |        |        |         |         |         |       | 4:00 PM TO 6:00 PM |  |  |  |  |  |  |  |  |  |  |  |  |  |
|---------------|--------|--------|--------|--------|--------|--------|--------|--------|--------|---------|---------|---------|-------|--------------------|--|--|--|--|--|--|--|--|--|--|--|--|--|
| PERIOD        | 1 SBRT | 2 SBTH | 3 SBLT | 4 WBRT | 5 WBTH | 6 WBLT | 7 NBRT | 8 NBTH | 9 NBLT | 10 EBRT | 11 EBTH | 12 EBLT | TOTAL |                    |  |  |  |  |  |  |  |  |  |  |  |  |  |
| 400-415       | 36     | 155    | 13     | 9      | 104    | 15     | 29     | 190    | 23     | 15      | 119     | 32      | 740   |                    |  |  |  |  |  |  |  |  |  |  |  |  |  |
| 415-430       | 27     | 144    | 11     | 15     | 115    | 18     | 28     | 203    | 25     | 21      | 121     | 33      | 761   |                    |  |  |  |  |  |  |  |  |  |  |  |  |  |
| 430-445       | 24     | 148    | 18     | 11     | 106    | 15     | 30     | 214    | 23     | 25      | 122     | 33      | 769   |                    |  |  |  |  |  |  |  |  |  |  |  |  |  |
| 445-500       | 26     | 152    | 14     | 14     | 119    | 21     | 34     | 217    | 21     | 16      | 133     | 27      | 794   |                    |  |  |  |  |  |  |  |  |  |  |  |  |  |
| 500-515       | 38     | 165    | 16     | 10     | 120    | 19     | 42     | 205    | 22     | 16      | 135     | 20      | 808   |                    |  |  |  |  |  |  |  |  |  |  |  |  |  |
| 515-530       | 40     | 185    | 10     | 12     | 123    | 22     | 38     | 201    | 32     | 12      | 127     | 28      | 830   |                    |  |  |  |  |  |  |  |  |  |  |  |  |  |
| 530-545       | 33     | 158    | 12     | 11     | 130    | 13     | 29     | 214    | 33     | 17      | 125     | 17      | 792   |                    |  |  |  |  |  |  |  |  |  |  |  |  |  |
| 545-600       | 21     | 162    | 16     | 11     | 132    | 25     | 38     | 214    | 34     | 14      | 132     | 20      | 819   |                    |  |  |  |  |  |  |  |  |  |  |  |  |  |
| HOOR TOTALS   |        |        |        |        |        |        |        |        |        |         |         |         |       |                    |  |  |  |  |  |  |  |  |  |  |  |  |  |
| TIME          | 1 SBRT | 2 SBTH | 3 SBLT | 4 WBRT | 5 WBTH | 6 WBLT | 7 NBRT | 8 NBTH | 9 NBLT | 10 EBRT | 11 EBTH | 12 EBLT | TOTAL |                    |  |  |  |  |  |  |  |  |  |  |  |  |  |
| 400-500       | 113    | 599    | 56     | 49     | 444    | 69     | 121    | 824    | 92     | 77      | 495     | 125     | 3064  |                    |  |  |  |  |  |  |  |  |  |  |  |  |  |
| 415-515       | 115    | 609    | 59     | 50     | 460    | 73     | 134    | 839    | 91     | 78      | 511     | 113     | 3132  |                    |  |  |  |  |  |  |  |  |  |  |  |  |  |
| 430-530       | 128    | 650    | 58     | 47     | 468    | 77     | 144    | 837    | 98     | 69      | 517     | 108     | 3201  |                    |  |  |  |  |  |  |  |  |  |  |  |  |  |
| 445-545       | 137    | 660    | 52     | 47     | 492    | 75     | 143    | 837    | 108    | 61      | 520     | 92      | 3224  |                    |  |  |  |  |  |  |  |  |  |  |  |  |  |
| 500-600       | 132    | 670    | 54     | 44     | 505    | 79     | 147    | 834    | 121    | 59      | 519     | 85      | 3249  |                    |  |  |  |  |  |  |  |  |  |  |  |  |  |



City Traffic Counters  
626.256.4171

File Name : Sep\_SM  
Site Code : 00000000  
Start Date : 10/23/2008  
Page No : 1

Groups Printed- 1 - Unshifted

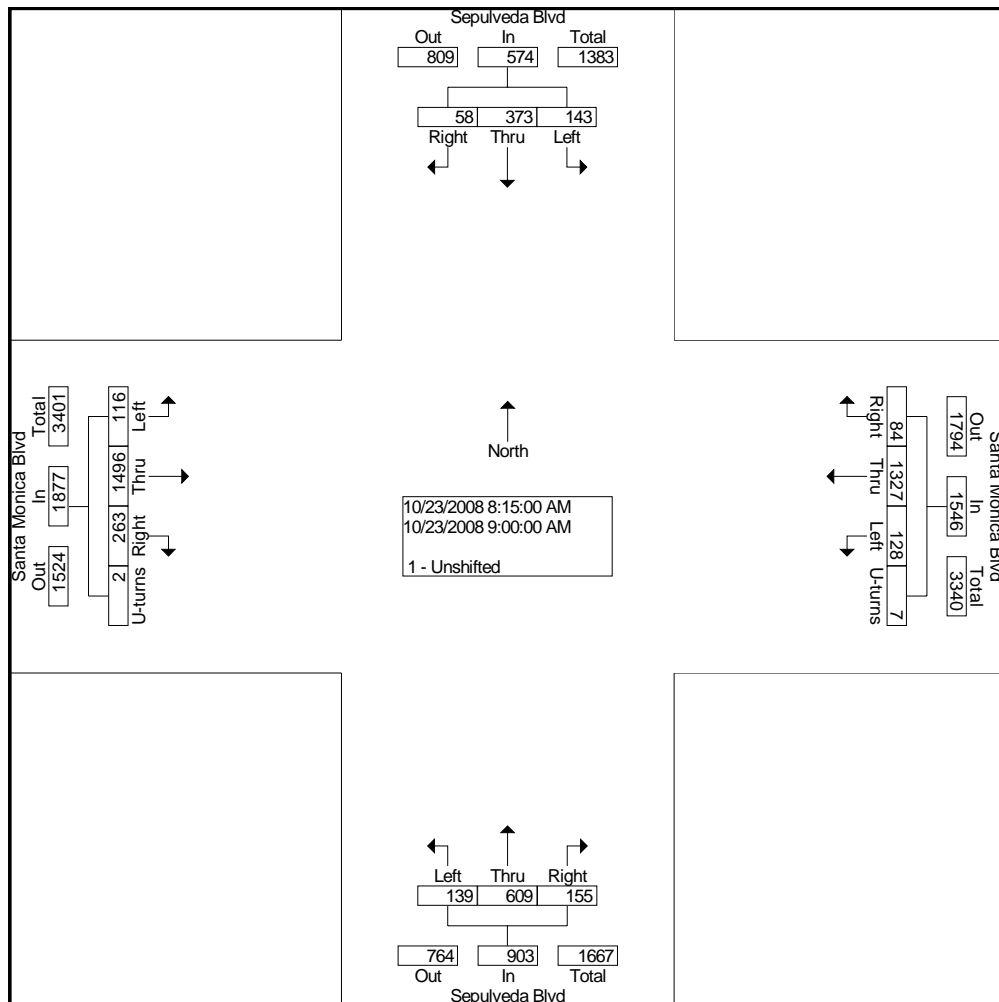
| Start Time  | Sepulveda Blvd Southbound |      |       | Santa Monica Blvd Westbound |      |       |         | Sepulveda Blvd Northbound |      |       | Santa Monica Blvd Eastbound |      |       |         | Int. Total |
|-------------|---------------------------|------|-------|-----------------------------|------|-------|---------|---------------------------|------|-------|-----------------------------|------|-------|---------|------------|
|             | Left                      | Thru | Right | Left                        | Thru | Right | U-turns | Left                      | Thru | Right | Left                        | Thru | Right | U-turns |            |
| Factor      | 1.0                       | 1.0  | 1.0   | 1.0                         | 1.0  | 1.0   | 1.0     | 1.0                       | 1.0  | 1.0   | 1.0                         | 1.0  | 1.0   | 1.0     |            |
| 07:00 AM    | 16                        | 58   | 19    | 30                          | 266  | 14    | 2       | 28                        | 147  | 23    | 27                          | 305  | 72    | 0       | 1007       |
| 07:15 AM    | 25                        | 61   | 18    | 34                          | 287  | 18    | 3       | 32                        | 167  | 35    | 29                          | 321  | 82    | 0       | 1112       |
| 07:30 AM    | 30                        | 63   | 18    | 46                          | 313  | 22    | 1       | 30                        | 189  | 40    | 30                          | 331  | 73    | 0       | 1186       |
| 07:45 AM    | 36                        | 74   | 19    | 39                          | 325  | 17    | 3       | 36                        | 161  | 39    | 31                          | 353  | 66    | 3       | 1202       |
| Total       | 107                       | 256  | 74    | 149                         | 1191 | 71    | 9       | 126                       | 664  | 137   | 117                         | 1310 | 293   | 3       | 4507       |
| 08:00 AM    | 23                        | 75   | 18    | 47                          | 326  | 20    | 4       | 39                        | 155  | 43    | 23                          | 330  | 75    | 0       | 1178       |
| 08:15 AM    | 29                        | 85   | 17    | 31                          | 335  | 28    | 2       | 33                        | 136  | 39    | 30                          | 390  | 75    | 1       | 1231       |
| 08:30 AM    | 37                        | 85   | 12    | 27                          | 343  | 19    | 3       | 35                        | 189  | 39    | 29                          | 375  | 69    | 1       | 1263       |
| 08:45 AM    | 36                        | 96   | 16    | 31                          | 331  | 16    | 1       | 32                        | 122  | 40    | 30                          | 364  | 62    | 0       | 1177       |
| Total       | 125                       | 341  | 63    | 136                         | 1335 | 83    | 10      | 139                       | 602  | 161   | 112                         | 1459 | 281   | 2       | 4849       |
| 09:00 AM    | 41                        | 107  | 13    | 39                          | 318  | 21    | 1       | 39                        | 162  | 37    | 27                          | 367  | 57    | 0       | 1229       |
| 09:15 AM    | 33                        | 86   | 20    | 31                          | 311  | 19    | 3       | 40                        | 135  | 39    | 29                          | 376  | 64    | 0       | 1186       |
| 09:30 AM    | 35                        | 0    | 18    | 36                          | 319  | 24    | 1       | 34                        | 131  | 36    | 27                          | 331  | 55    | 0       | 1047       |
| 09:45 AM    | 34                        | 0    | 16    | 33                          | 310  | 18    | 1       | 31                        | 140  | 33    | 30                          | 364  | 59    | 0       | 1069       |
| Total       | 143                       | 193  | 67    | 139                         | 1258 | 82    | 6       | 144                       | 568  | 145   | 113                         | 1438 | 235   | 0       | 4531       |
| 04:00 PM    | 39                        | 181  | 43    | 50                          | 335  | 16    | 6       | 57                        | 162  | 52    | 35                          | 264  | 80    | 4       | 1324       |
| 04:15 PM    | 34                        | 126  | 35    | 38                          | 268  | 17    | 4       | 41                        | 168  | 53    | 33                          | 363  | 64    | 5       | 1249       |
| 04:30 PM    | 22                        | 156  | 40    | 42                          | 253  | 44    | 9       | 37                        | 199  | 63    | 40                          | 292  | 42    | 0       | 1239       |
| 04:45 PM    | 29                        | 113  | 34    | 36                          | 232  | 38    | 2       | 39                        | 169  | 61    | 39                          | 285  | 73    | 3       | 1153       |
| Total       | 124                       | 576  | 152   | 166                         | 1088 | 115   | 21      | 174                       | 698  | 229   | 147                         | 1204 | 259   | 12      | 4965       |
| 05:00 PM    | 27                        | 151  | 47    | 34                          | 215  | 24    | 2       | 41                        | 176  | 60    | 34                          | 324  | 25    | 0       | 1160       |
| 05:15 PM    | 36                        | 129  | 34    | 25                          | 211  | 10    | 3       | 42                        | 150  | 45    | 44                          | 349  | 38    | 0       | 1116       |
| 05:30 PM    | 30                        | 137  | 32    | 31                          | 148  | 22    | 3       | 31                        | 170  | 58    | 35                          | 285  | 29    | 1       | 1012       |
| 05:45 PM    | 27                        | 125  | 44    | 29                          | 148  | 23    | 2       | 47                        | 153  | 44    | 35                          | 352  | 44    | 0       | 1073       |
| Total       | 120                       | 542  | 157   | 119                         | 722  | 79    | 10      | 161                       | 649  | 207   | 148                         | 1310 | 136   | 1       | 4361       |
| 06:00 PM    | 37                        | 150  | 28    | 40                          | 180  | 9     | 2       | 30                        | 162  | 69    | 34                          | 318  | 58    | 0       | 1117       |
| 06:15 PM    | 30                        | 114  | 21    | 25                          | 162  | 9     | 2       | 35                        | 144  | 45    | 37                          | 435  | 40    | 0       | 1099       |
| 06:30 PM    | 34                        | 127  | 29    | 44                          | 187  | 20    | 4       | 44                        | 183  | 77    | 35                          | 350  | 30    | 0       | 1164       |
| 06:45 PM    | 32                        | 130  | 46    | 34                          | 201  | 7     | 4       | 48                        | 189  | 42    | 44                          | 495  | 40    | 0       | 1312       |
| Total       | 133                       | 521  | 124   | 143                         | 730  | 45    | 12      | 157                       | 678  | 233   | 150                         | 1598 | 168   | 0       | 4692       |
| Grand Total | 752                       | 2429 | 637   | 852                         | 6324 | 475   | 68      | 901                       | 3859 | 1112  | 787                         | 8319 | 1372  | 18      | 27905      |
| Apprch %    | 19.7                      | 63.6 | 16.7  | 11.0                        | 81.9 | 6.2   | 0.9     | 15.3                      | 65.7 | 18.9  | 7.5                         | 79.3 | 13.1  | 0.2     |            |
| Total %     | 2.7                       | 8.7  | 2.3   | 3.1                         | 22.7 | 1.7   | 0.2     | 3.2                       | 13.8 | 4.0   | 2.8                         | 29.8 | 4.9   | 0.1     |            |



City Traffic Counters  
626.256.4171

File Name : Sep\_SM  
Site Code : 00000000  
Start Date : 10/23/2008  
Page No : 2

| Start Time  | Sepulveda Blvd Southbound |      |       |            | Santa Monica Blvd Westbound |      |       |         |            | Sepulveda Blvd Northbound |      |       |            | Santa Monica Blvd Eastbound |      |       |         |            | Int. Total |
|---|---------------------------|------|-------|------------|-----------------------------|------|-------|---------|------------|---------------------------|------|-------|------------|-----------------------------|------|-------|---------|------------|------------|
|   | Left                      | Thru | Right | App. Total | Left                        | Thru | Right | U-turns | App. Total | Left                      | Thru | Right | App. Total | Left                        | Thru | Right | U-turns | App. Total |            |
| Peak Hour From 07:00 AM to 01:00 PM - Peak 1 of 1 |                           |      |       |            |                             |      |       |         |            |                           |      |       |            |                             |      |       |         |            |            |
| Intersection                                      | 08:15 AM                  |      |       |            |                             |      |       |         |            |                           |      |       |            |                             |      |       |         |            |            |
| Volume  | 143                       | 373  | 58    | 574        | 128                         | 1327 | 84    | 7       | 1546       | 139                       | 609  | 155   | 903        | 116                         | 1496 | 263   | 2       | 1877       | 4900       |
| Percent   | 24.9                      | 65.0 | 10.1  |            | 8.3                         | 85.8 | 5.4   | 0.5     |            | 15.4                      | 67.4 | 17.2  |            | 6.2                         | 79.7 | 14.0  | 0.1     |            |            |
| 08:30 Volume                                      | 37                        | 85   | 12    | 134        | 27                          | 343  | 19    | 3       | 392        | 35                        | 189  | 39    | 263        | 29                          | 375  | 69    | 1       | 474        | 1263       |
| Peak Factor                                       | 0.970                     |      |       |            |                             |      |       |         |            |                           |      |       |            |                             |      |       |         |            |            |
| High Int. Volume                                  | 09:00 AM                  |      |       |            | 08:15 AM                    |      |       |         |            | 08:30 AM                  |      |       |            | 08:15 AM                    |      |       |         |            |            |
| Peak Factor                                       | 41                        | 107  | 13    | 161        | 31                          | 335  | 28    | 2       | 396        | 35                        | 189  | 39    | 263        | 30                          | 390  | 75    | 1       | 496        | 0.891      |
|   |                           |      |       |            | 0.976                       |      |       |         |            | 0.858                     |      |       |            | 0.946                       |      |       |         |            |            |

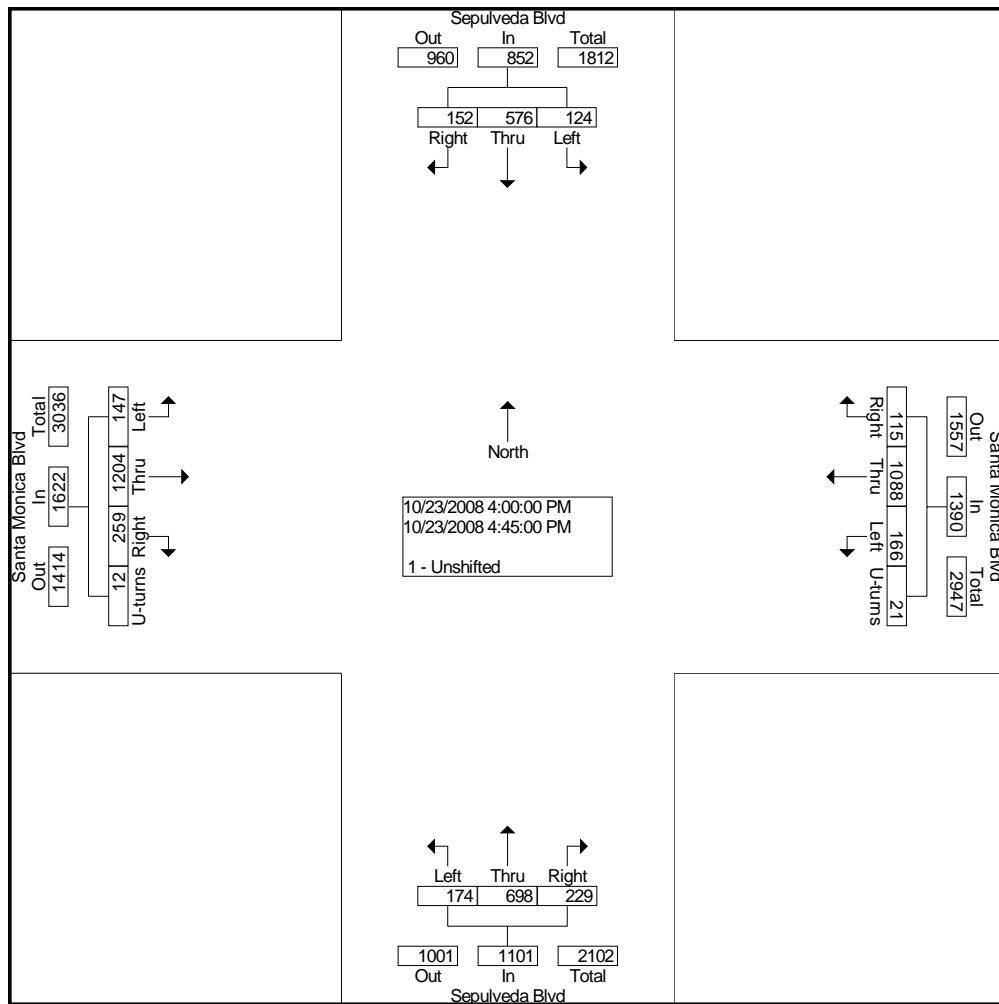


# City Traffic Counters

626.256.4171

File Name : Sep\_SM  
 Site Code : 00000000  
 Start Date : 10/23/2008  
 Page No : 3

| Start Time  | Sepulveda Blvd Southbound |      |       |            | Santa Monica Blvd Westbound |      |       |         |            | Sepulveda Blvd Northbound |      |       |            | Santa Monica Blvd Eastbound |      |       |         |            | Int. Total |
|---|---------------------------|------|-------|------------|-----------------------------|------|-------|---------|------------|---------------------------|------|-------|------------|-----------------------------|------|-------|---------|------------|------------|
|   | Left                      | Thru | Right | App. Total | Left                        | Thru | Right | U-turns | App. Total | Left                      | Thru | Right | App. Total | Left                        | Thru | Right | U-turns | App. Total |            |
| Peak Hour From 01:15 PM to 06:45 PM - Peak 1 of 1 |                           |      |       |            |                             |      |       |         |            |                           |      |       |            |                             |      |       |         |            |            |
| Intersection                                      | 04:00 PM                  |      |       |            |                             |      |       |         |            |                           |      |       |            |                             |      |       |         |            |            |
| Volume  | 124                       | 576  | 152   | 852        | 166                         | 1088 | 115   | 21      | 1390       | 174                       | 698  | 229   | 1101       | 147                         | 1204 | 259   | 12      | 1622       | 4965       |
| Percent   | 14.6                      | 67.6 | 17.8  |            | 11.9                        | 78.3 | 8.3   | 1.5     |            | 15.8                      | 63.4 | 20.8  |            | 9.1                         | 74.2 | 16.0  | 0.7     |            |            |
| 04:00 Volume                                      | 39                        | 181  | 43    | 263        | 50                          | 335  | 16    | 6       | 407        | 57                        | 162  | 52    | 271        | 35                          | 264  | 80    | 4       | 383        | 1324       |
| Peak Factor                                       | 0.938                     |      |       |            |                             |      |       |         |            |                           |      |       |            |                             |      |       |         |            |            |
| High Int. Volume                                  | 04:00 PM                  |      |       |            | 04:00 PM                    |      |       |         |            | 04:30 PM                  |      |       |            | 04:15 PM                    |      |       |         |            |            |
| Peak Factor                                       | 0.810                     |      |       |            | 0.854                       |      |       |         |            | 0.921                     |      |       |            | 0.872                       |      |       |         |            |            |



City Traffic Counters  
626.256.4171

File Name : 405NB\_SM  
Site Code : 00000000  
Start Date : 10/23/2008  
Page No : 1

Groups Printed- 1 - Unshifted

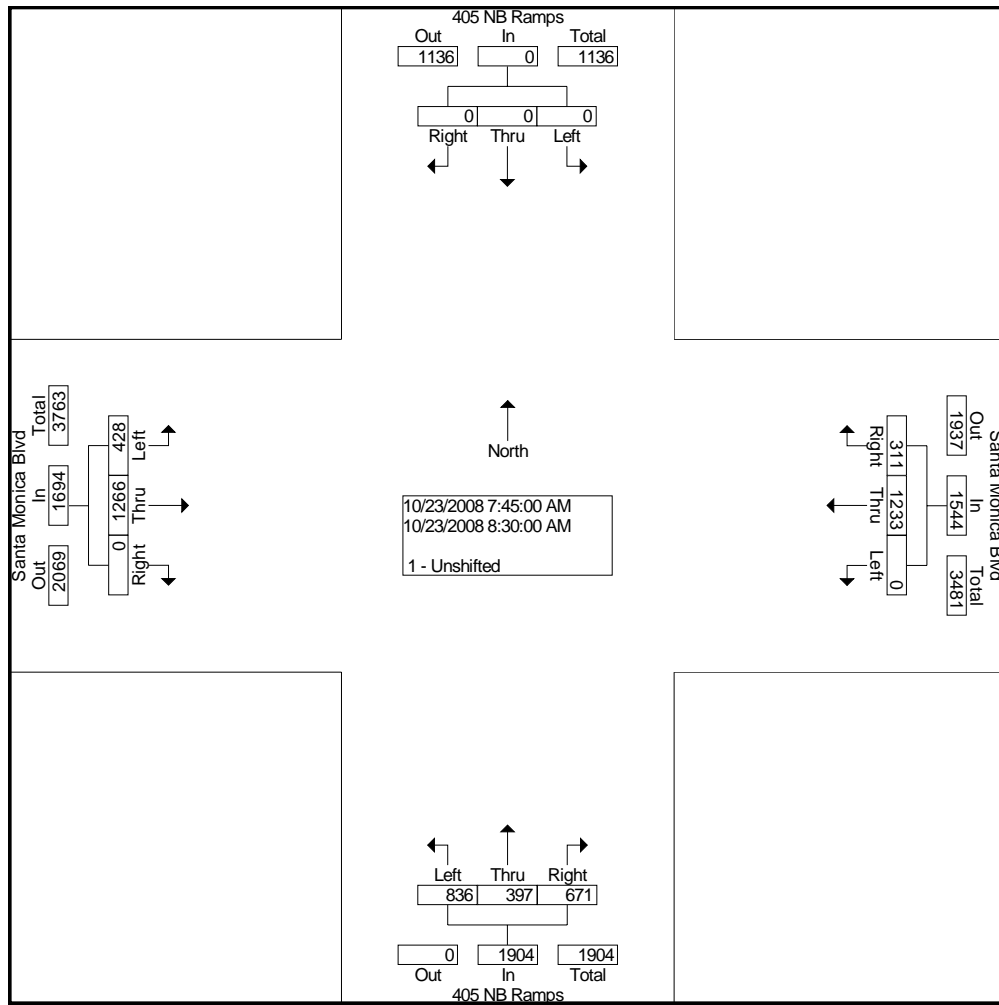
| Start Time  | 405 NB Ramps Southbound |      |       | Santa Monica Blvd Westbound |      |       | 405 NB Ramps Northbound |      |       | Santa Monica Blvd Eastbound |      |       | Int. Total |
|-------------|-------------------------|------|-------|-----------------------------|------|-------|-------------------------|------|-------|-----------------------------|------|-------|------------|
|             | Left                    | Thru | Right | Left                        | Thru | Right | Left                    | Thru | Right | Left                        | Thru | Right |            |
| Factor      | 1.0                     | 1.0  | 1.0   | 1.0                         | 1.0  | 1.0   | 1.0                     | 1.0  | 1.0   | 1.0                         | 1.0  | 1.0   |            |
| 07:00 AM    | 0                       | 0    | 0     | 0                           | 263  | 35    | 154                     | 86   | 202   | 55                          | 207  | 0     | 1002       |
| 07:15 AM    | 0                       | 0    | 0     | 0                           | 270  | 52    | 215                     | 89   | 209   | 68                          | 219  | 0     | 1122       |
| 07:30 AM    | 0                       | 0    | 0     | 0                           | 276  | 77    | 198                     | 94   | 180   | 95                          | 256  | 0     | 1176       |
| 07:45 AM    | 0                       | 0    | 0     | 0                           | 311  | 63    | 261                     | 111  | 159   | 88                          | 299  | 0     | 1292       |
| Total       | 0                       | 0    | 0     | 0                           | 1120 | 227   | 828                     | 380  | 750   | 306                         | 981  | 0     | 4592       |
| 08:00 AM    | 0                       | 0    | 0     | 0                           | 303  | 82    | 215                     | 97   | 177   | 116                         | 319  | 0     | 1309       |
| 08:15 AM    | 0                       | 0    | 0     | 0                           | 300  | 89    | 207                     | 94   | 166   | 123                         | 338  | 0     | 1317       |
| 08:30 AM    | 0                       | 0    | 0     | 0                           | 319  | 77    | 153                     | 95   | 169   | 101                         | 310  | 0     | 1224       |
| 08:45 AM    | 0                       | 0    | 0     | 0                           | 318  | 67    | 149                     | 102  | 140   | 107                         | 319  | 0     | 1202       |
| Total       | 0                       | 0    | 0     | 0                           | 1240 | 315   | 724                     | 388  | 652   | 447                         | 1286 | 0     | 5052       |
| 09:00 AM    | 0                       | 0    | 0     | 0                           | 325  | 57    | 140                     | 111  | 139   | 114                         | 317  | 0     | 1203       |
| 09:15 AM    | 0                       | 0    | 0     | 0                           | 313  | 73    | 142                     | 98   | 150   | 95                          | 320  | 0     | 1191       |
| 09:30 AM    | 0                       | 0    | 0     | 0                           | 306  | 69    | 135                     | 97   | 146   | 72                          | 268  | 0     | 1093       |
| 09:45 AM    | 0                       | 0    | 0     | 0                           | 291  | 57    | 139                     | 104  | 152   | 65                          | 303  | 0     | 1111       |
| Total       | 0                       | 0    | 0     | 0                           | 1235 | 256   | 556                     | 410  | 587   | 346                         | 1208 | 0     | 4598       |
| 04:00 PM    | 0                       | 0    | 0     | 0                           | 330  | 118   | 122                     | 190  | 129   | 117                         | 344  | 0     | 1350       |
| 04:15 PM    | 0                       | 0    | 0     | 0                           | 396  | 95    | 100                     | 203  | 140   | 126                         | 325  | 0     | 1385       |
| 04:30 PM    | 0                       | 0    | 0     | 0                           | 353  | 98    | 136                     | 211  | 147   | 127                         | 309  | 0     | 1381       |
| 04:45 PM    | 0                       | 0    | 0     | 0                           | 335  | 113   | 110                     | 194  | 138   | 129                         | 316  | 0     | 1335       |
| Total       | 0                       | 0    | 0     | 0                           | 1414 | 424   | 468                     | 798  | 554   | 499                         | 1294 | 0     | 5451       |
| 05:00 PM    | 0                       | 0    | 0     | 0                           | 337  | 98    | 117                     | 198  | 127   | 159                         | 331  | 0     | 1367       |
| 05:15 PM    | 0                       | 0    | 0     | 0                           | 320  | 85    | 112                     | 203  | 139   | 126                         | 344  | 0     | 1329       |
| 05:30 PM    | 0                       | 0    | 0     | 0                           | 275  | 75    | 122                     | 208  | 121   | 133                         | 347  | 0     | 1281       |
| 05:45 PM    | 0                       | 0    | 0     | 0                           | 269  | 78    | 141                     | 219  | 144   | 131                         | 361  | 0     | 1343       |
| Total       | 0                       | 0    | 0     | 0                           | 1201 | 336   | 492                     | 828  | 531   | 549                         | 1383 | 0     | 5320       |
| 06:00 PM    | 0                       | 0    | 0     | 0                           | 224  | 81    | 136                     | 227  | 155   | 124                         | 342  | 0     | 1289       |
| 06:15 PM    | 0                       | 0    | 0     | 0                           | 255  | 85    | 163                     | 227  | 136   | 137                         | 362  | 0     | 1365       |
| 06:30 PM    | 0                       | 0    | 0     | 0                           | 266  | 89    | 182                     | 239  | 160   | 153                         | 339  | 0     | 1428       |
| 06:45 PM    | 0                       | 0    | 0     | 0                           | 299  | 72    | 189                     | 217  | 187   | 141                         | 386  | 0     | 1491       |
| Total       | 0                       | 0    | 0     | 0                           | 1044 | 327   | 670                     | 910  | 638   | 555                         | 1429 | 0     | 5573       |
| Grand Total | 0                       | 0    | 0     | 0                           | 7254 | 1885  | 3738                    | 3714 | 3712  | 2702                        | 7581 | 0     | 30586      |
| Apprch %    | 0.0                     | 0.0  | 0.0   | 0.0                         | 79.4 | 20.6  | 33.5                    | 33.3 | 33.2  | 26.3                        | 73.7 | 0.0   |            |
| Total %     | 0.0                     | 0.0  | 0.0   | 0.0                         | 23.7 | 6.2   | 12.2                    | 12.1 | 12.1  | 8.8                         | 24.8 | 0.0   |            |

# City Traffic Counters

626.256.4171

File Name : 405NB\_SM  
 Site Code : 00000000  
 Start Date : 10/23/2008  
 Page No : 2

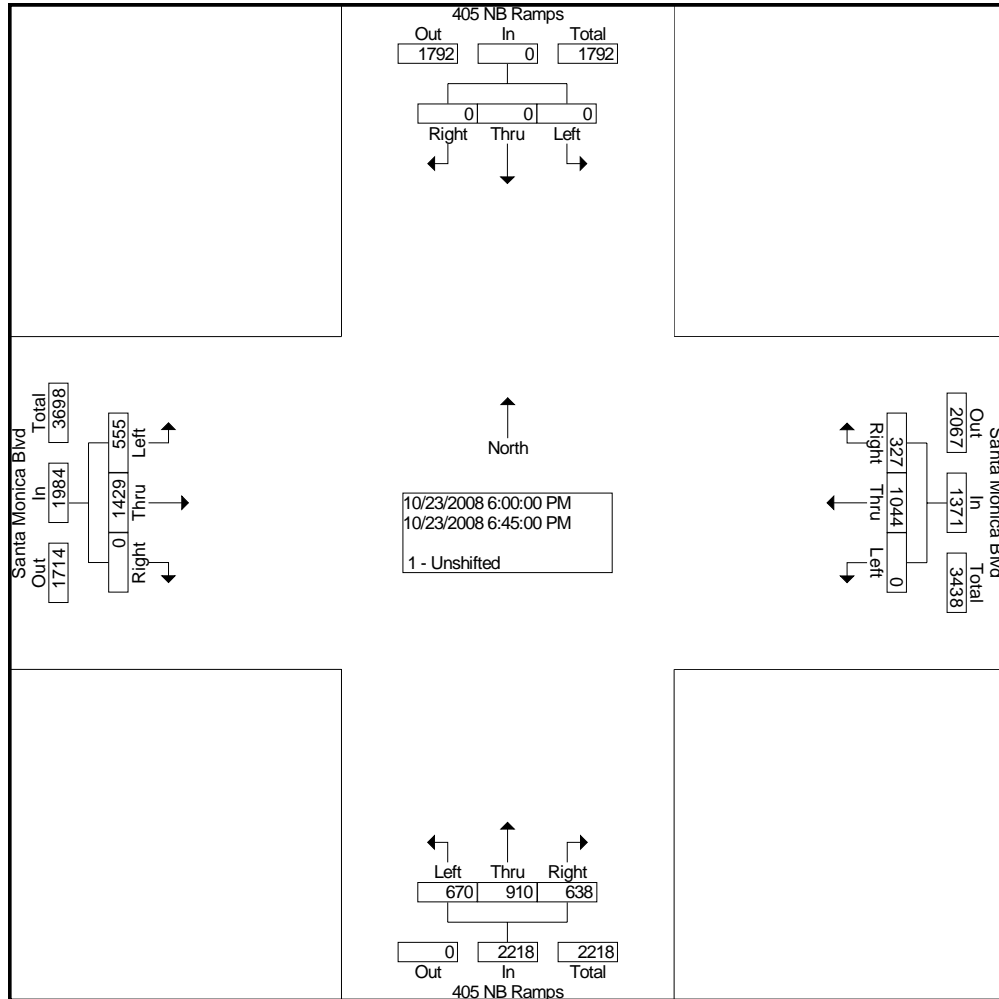
| Start Time  | 405 NB Ramps Southbound |      |       |            | Santa Monica Blvd Westbound |      |       |            | 405 NB Ramps Northbound |      |       |            | Santa Monica Blvd Eastbound |      |       |            | Int. Total |
|---|-------------------------|------|-------|------------|-----------------------------|------|-------|------------|-------------------------|------|-------|------------|-----------------------------|------|-------|------------|------------|
|   | Left                    | Thru | Right | App. Total | Left                        | Thru | Right | App. Total | Left                    | Thru | Right | App. Total | Left                        | Thru | Right | App. Total |            |
| Peak Hour From 07:00 AM to 01:00 PM - Peak 1 of 1 |                         |      |       |            |                             |      |       |            |                         |      |       |            |                             |      |       |            |            |
| Intersection                                      | 07:45 AM                |      |       |            |                             |      |       |            |                         |      |       |            |                             |      |       |            |            |
| Volume  | 0                       | 0    | 0     | 0          | 0                           | 1233 | 311   | 1544       | 836                     | 397  | 671   | 1904       | 428                         | 1266 | 0     | 1694       | 5142       |
| Percent   | 0.0                     | 0.0  | 0.0   |            | 0.0                         | 79.9 | 20.1  |            | 43.9                    | 20.9 | 35.2  |            | 25.3                        | 74.7 | 0.0   |            |            |
| 08:15 Volume                                      | 0                       | 0    | 0     | 0          | 0                           | 300  | 89    | 389        | 207                     | 94   | 166   | 467        | 123                         | 338  | 0     | 461        | 1317       |
| Peak Factor                                       | 0.976                   |      |       |            |                             |      |       |            |                         |      |       |            |                             |      |       |            |            |
| High Int.   | 6:45:00 AM              |      |       |            | 08:30 AM                    |      |       |            | 07:45 AM                |      |       |            | 08:15 AM                    |      |       |            |            |
| Volume  | 0                       | 0    | 0     | 0          | 0                           | 319  | 77    | 396        | 261                     | 111  | 159   | 531        | 123                         | 338  | 0     | 461        |            |
| Peak Factor                                       |                         |      |       |            | 0.975                       |      |       |            | 0.896                   |      |       |            | 0.919                       |      |       |            |            |



City Traffic Counters  
626.256.4171

File Name : 405NB\_SM  
Site Code : 00000000  
Start Date : 10/23/2008  
Page No : 3

| Start Time  | 405 NB Ramps Southbound |      |       |            | Santa Monica Blvd Westbound |      |       |            | 405 NB Ramps Northbound |      |       |            | Santa Monica Blvd Eastbound |      |       |            | Int. Total |
|---|-------------------------|------|-------|------------|-----------------------------|------|-------|------------|-------------------------|------|-------|------------|-----------------------------|------|-------|------------|------------|
|   | Left                    | Thru | Right | App. Total | Left                        | Thru | Right | App. Total | Left                    | Thru | Right | App. Total | Left                        | Thru | Right | App. Total |            |
| Peak Hour From 01:15 PM to 06:45 PM - Peak 1 of 1 |                         |      |       |            |                             |      |       |            |                         |      |       |            |                             |      |       |            |            |
| Intersection                                      | 06:00 PM                |      |       |            |                             |      |       |            |                         |      |       |            |                             |      |       |            |            |
| Volume  | 0                       | 0    | 0     | 0          | 0                           | 1044 | 327   | 1371       | 670                     | 910  | 638   | 2218       | 555                         | 1429 | 0     | 1984       | 5573       |
| Percent   | 0.0                     | 0.0  | 0.0   | 0.0        | 0.0                         | 76.1 | 23.9  |            | 30.2                    | 41.0 | 28.8  |            | 28.0                        | 72.0 | 0.0   |            |            |
| 06:45   |                         |      |       |            |                             |      |       |            |                         |      |       |            |                             |      |       |            |            |
| Volume  | 0                       | 0    | 0     | 0          | 0                           | 299  | 72    | 371        | 189                     | 217  | 187   | 593        | 141                         | 386  | 0     | 527        | 1491       |
| Peak Factor                                       |                         |      |       |            |                             |      |       |            |                         |      |       |            |                             |      |       |            |            |
| High Int.   |                         |      |       |            |                             |      |       |            |                         |      |       |            |                             |      |       |            |            |
| Volume  | 0                       | 0    | 0     | 0          | 06:45 PM                    |      |       |            | 06:45 PM                |      |       |            | 06:45 PM                    |      |       |            |            |
| Peak Factor                                       |                         |      |       |            | 0.924                       |      |       |            | 0.935                   |      |       |            | 0.941                       |      |       |            |            |



City Traffic Counters  
626.256.4171

File Name : 405SB\_SM  
Site Code : 00000000  
Start Date : 10/23/2008  
Page No : 1

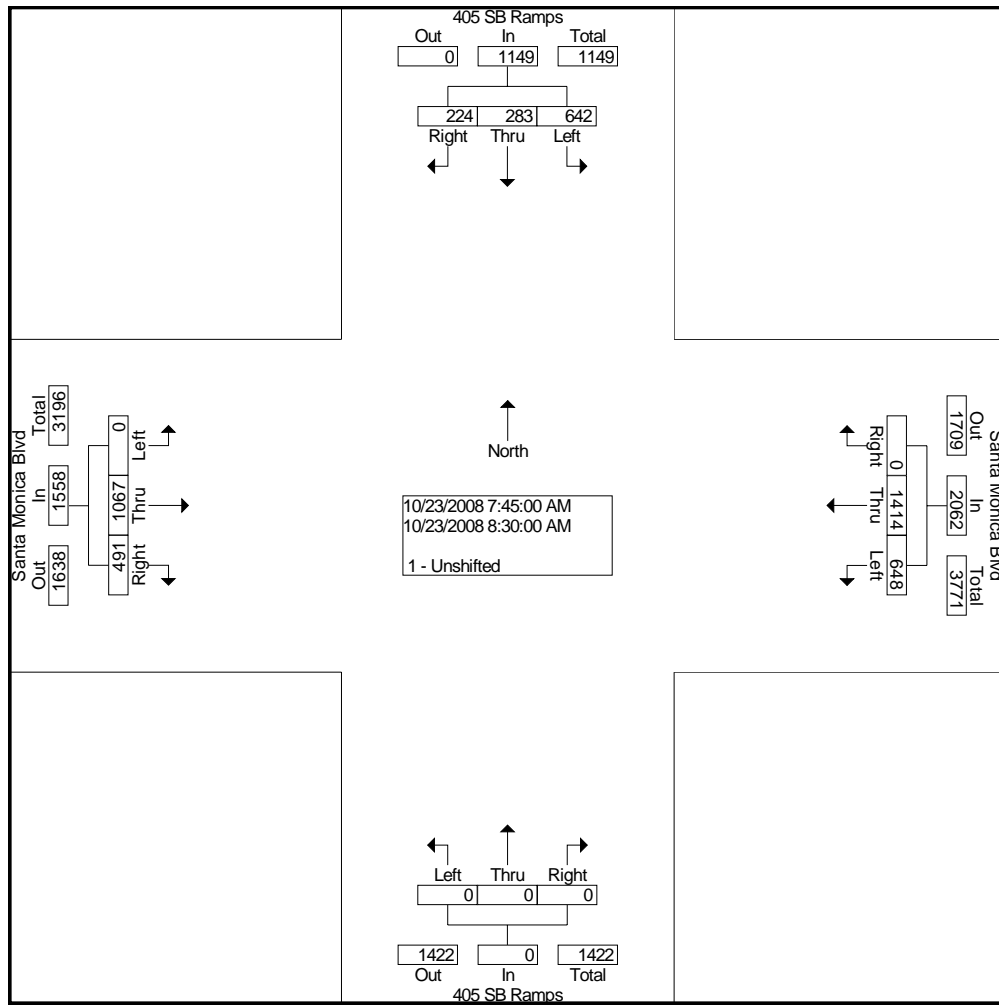
Groups Printed- 1 - Unshifted

| Start Time  | 405 SB Ramps Southbound |      |       | Santa Monica Blvd Westbound |      |       | 405 SB Ramps Northbound |      |       | Santa Monica Blvd Eastbound |      |       | Int. Total |
|-------------|-------------------------|------|-------|-----------------------------|------|-------|-------------------------|------|-------|-----------------------------|------|-------|------------|
|             | Left                    | Thru | Right | Left                        | Thru | Right | Left                    | Thru | Right | Left                        | Thru | Right |            |
| Factor      | 1.0                     | 1.0  | 1.0   | 1.0                         | 1.0  | 1.0   | 1.0                     | 1.0  | 1.0   | 1.0                         | 1.0  | 1.0   |            |
| 07:00 AM    | 99                      | 37   | 18    | 147                         | 272  | 0     | 0                       | 0    | 0     | 0                           | 156  | 84    | 813        |
| 07:15 AM    | 112                     | 53   | 39    | 156                         | 327  | 0     | 0                       | 0    | 0     | 0                           | 178  | 115   | 980        |
| 07:30 AM    | 132                     | 59   | 34    | 137                         | 335  | 0     | 0                       | 0    | 0     | 0                           | 218  | 120   | 1035       |
| 07:45 AM    | 146                     | 78   | 49    | 188                         | 382  | 0     | 0                       | 0    | 0     | 0                           | 250  | 121   | 1214       |
| Total       | 489                     | 227  | 140   | 628                         | 1316 | 0     | 0                       | 0    | 0     | 0                           | 802  | 440   | 4042       |
| 08:00 AM    | 150                     | 81   | 60    | 164                         | 351  | 0     | 0                       | 0    | 0     | 0                           | 284  | 130   | 1220       |
| 08:15 AM    | 175                     | 70   | 58    | 158                         | 345  | 0     | 0                       | 0    | 0     | 0                           | 291  | 109   | 1206       |
| 08:30 AM    | 171                     | 54   | 57    | 138                         | 336  | 0     | 0                       | 0    | 0     | 0                           | 242  | 131   | 1129       |
| 08:45 AM    | 159                     | 64   | 54    | 142                         | 328  | 0     | 0                       | 0    | 0     | 0                           | 272  | 115   | 1134       |
| Total       | 655                     | 269  | 229   | 602                         | 1360 | 0     | 0                       | 0    | 0     | 0                           | 1089 | 485   | 4689       |
| 09:00 AM    | 171                     | 40   | 61    | 136                         | 331  | 0     | 0                       | 0    | 0     | 0                           | 259  | 71    | 1069       |
| 09:15 AM    | 148                     | 49   | 67    | 141                         | 313  | 0     | 0                       | 0    | 0     | 0                           | 270  | 109   | 1097       |
| 09:30 AM    | 135                     | 41   | 61    | 132                         | 308  | 0     | 0                       | 0    | 0     | 0                           | 212  | 119   | 1008       |
| 09:45 AM    | 134                     | 50   | 52    | 127                         | 303  | 0     | 0                       | 0    | 0     | 0                           | 275  | 107   | 1048       |
| Total       | 588                     | 180  | 241   | 536                         | 1255 | 0     | 0                       | 0    | 0     | 0                           | 1016 | 406   | 4222       |
| 04:00 PM    | 181                     | 124  | 85    | 137                         | 318  | 0     | 0                       | 0    | 0     | 0                           | 282  | 76    | 1203       |
| 04:15 PM    | 140                     | 89   | 53    | 169                         | 323  | 0     | 0                       | 0    | 0     | 0                           | 314  | 82    | 1170       |
| 04:30 PM    | 136                     | 90   | 41    | 176                         | 315  | 0     | 0                       | 0    | 0     | 0                           | 303  | 102   | 1163       |
| 04:45 PM    | 142                     | 49   | 55    | 179                         | 266  | 0     | 0                       | 0    | 0     | 0                           | 306  | 85    | 1082       |
| Total       | 599                     | 352  | 234   | 661                         | 1222 | 0     | 0                       | 0    | 0     | 0                           | 1205 | 345   | 4618       |
| 05:00 PM    | 170                     | 74   | 46    | 174                         | 272  | 0     | 0                       | 0    | 0     | 0                           | 316  | 83    | 1135       |
| 05:15 PM    | 139                     | 68   | 42    | 185                         | 240  | 0     | 0                       | 0    | 0     | 0                           | 333  | 90    | 1097       |
| 05:30 PM    | 142                     | 76   | 46    | 157                         | 238  | 0     | 0                       | 0    | 0     | 0                           | 340  | 82    | 1081       |
| 05:45 PM    | 151                     | 64   | 44    | 172                         | 236  | 0     | 0                       | 0    | 0     | 0                           | 336  | 63    | 1066       |
| Total       | 602                     | 282  | 178   | 688                         | 986  | 0     | 0                       | 0    | 0     | 0                           | 1325 | 318   | 4379       |
| 06:00 PM    | 136                     | 89   | 61    | 134                         | 228  | 0     | 0                       | 0    | 0     | 0                           | 333  | 57    | 1038       |
| 06:15 PM    | 161                     | 74   | 56    | 156                         | 259  | 0     | 0                       | 0    | 0     | 0                           | 340  | 71    | 1117       |
| 06:30 PM    | 188                     | 45   | 43    | 180                         | 270  | 0     | 0                       | 0    | 0     | 0                           | 306  | 58    | 1090       |
| 06:45 PM    | 164                     | 36   | 41    | 176                         | 313  | 0     | 0                       | 0    | 0     | 0                           | 365  | 49    | 1144       |
| Total       | 649                     | 244  | 201   | 646                         | 1070 | 0     | 0                       | 0    | 0     | 0                           | 1344 | 235   | 4389       |
| Grand Total | 3582                    | 1554 | 1223  | 3761                        | 7209 | 0     | 0                       | 0    | 0     | 0                           | 6781 | 2229  | 26339      |
| Apprch %    | 56.3                    | 24.4 | 19.2  | 34.3                        | 65.7 | 0.0   | 0.0                     | 0.0  | 0.0   | 0.0                         | 75.3 | 24.7  |            |
| Total %     | 13.6                    | 5.9  | 4.6   | 14.3                        | 27.4 | 0.0   | 0.0                     | 0.0  | 0.0   | 0.0                         | 25.7 | 8.5   |            |

City Traffic Counters  
626.256.4171

File Name : 405SB\_SM  
Site Code : 00000000  
Start Date : 10/23/2008  
Page No : 2

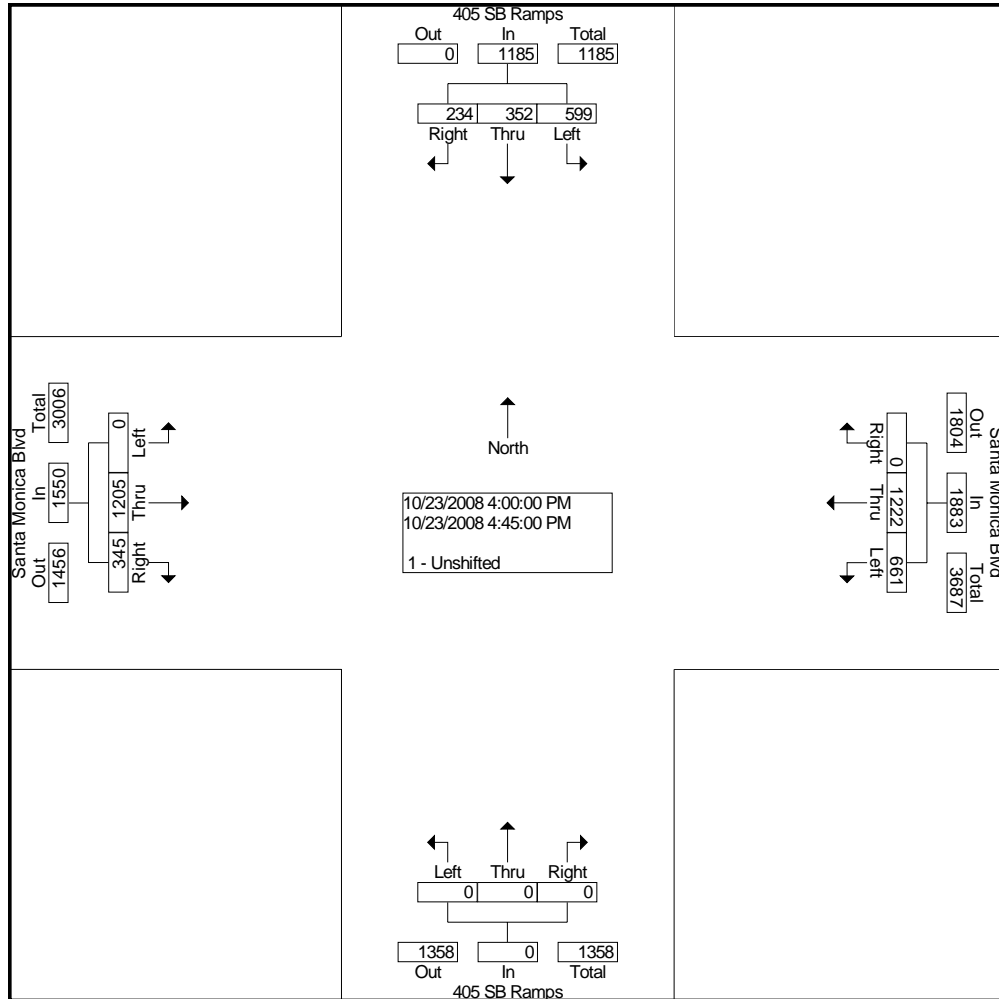
| Start Time  | 405 SB Ramps Southbound |      |       |            | Santa Monica Blvd Westbound |      |       |            | 405 SB Ramps Northbound |      |       |            | Santa Monica Blvd Eastbound |      |       |            | Int. Total |  |  |  |
|---|-------------------------|------|-------|------------|-----------------------------|------|-------|------------|-------------------------|------|-------|------------|-----------------------------|------|-------|------------|------------|--|--|--|
|   | Left                    | Thru | Right | App. Total | Left                        | Thru | Right | App. Total | Left                    | Thru | Right | App. Total | Left                        | Thru | Right | App. Total |            |  |  |  |
| Peak Hour From 07:00 AM to 01:00 PM - Peak 1 of 1 |                         |      |       |            |                             |      |       |            |                         |      |       |            |                             |      |       |            |            |  |  |  |
| Intersection                                      | 07:45 AM                |      |       |            |                             |      |       |            |                         |      |       |            |                             |      |       |            |            |  |  |  |
| Volume  | 642                     | 283  | 224   | 1149       | 648                         | 1414 | 0     | 2062       | 0                       | 0    | 0     | 0          | 0                           | 1067 | 491   | 1558       | 4769       |  |  |  |
| Percent   | 55.9                    | 24.6 | 19.5  |            | 31.4                        | 68.6 | 0.0   |            | 0.0                     | 0.0  | 0.0   |            | 0.0                         | 68.5 | 31.5  |            |            |  |  |  |
| 08:00 Volume                                      | 150                     | 81   | 60    | 291        | 164                         | 351  | 0     | 515        | 0                       | 0    | 0     | 0          | 0                           | 284  | 130   | 414        | 1220       |  |  |  |
| Peak Factor                                       | 0.977                   |      |       |            |                             |      |       |            |                         |      |       |            |                             |      |       |            |            |  |  |  |
| High Int.   | 08:15 AM                |      |       |            |                             |      |       |            |                         |      |       |            |                             |      |       |            |            |  |  |  |
| Volume  | 175                     | 70   | 58    | 303        | 188                         | 382  | 0     | 570        | 0                       | 0    | 0     | 0          | 0                           | 284  | 130   | 414        |            |  |  |  |
| Peak Factor                                       | 0.948                   |      |       |            |                             |      |       |            | 0.904                   |      |       |            |                             |      |       |            |            |  |  |  |



City Traffic Counters  
626.256.4171

File Name : 405SB\_SM  
Site Code : 00000000  
Start Date : 10/23/2008  
Page No : 3

| Start Time  | 405 SB Ramps Southbound |      |       |            | Santa Monica Blvd Westbound |      |       |            | 405 SB Ramps Northbound |      |       |            | Santa Monica Blvd Eastbound |      |       |            | Int. Total |
|---|-------------------------|------|-------|------------|-----------------------------|------|-------|------------|-------------------------|------|-------|------------|-----------------------------|------|-------|------------|------------|
|   | Left                    | Thru | Right | App. Total | Left                        | Thru | Right | App. Total | Left                    | Thru | Right | App. Total | Left                        | Thru | Right | App. Total |            |
| Peak Hour From 01:15 PM to 06:45 PM - Peak 1 of 1 |                         |      |       |            |                             |      |       |            |                         |      |       |            |                             |      |       |            |            |
| Intersection                                      | 04:00 PM                |      |       |            |                             |      |       |            |                         |      |       |            |                             |      |       |            |            |
| Volume  | 599                     | 352  | 234   | 1185       | 661                         | 1222 | 0     | 1883       | 0                       | 0    | 0     | 0          | 0                           | 1205 | 345   | 1550       | 4618       |
| Percent   | 50.5                    | 29.7 | 19.7  |            | 35.1                        | 64.9 | 0.0   |            | 0.0                     | 0.0  | 0.0   |            | 0.0                         | 77.7 | 22.3  |            |            |
| 04:00 Volume                                      | 181                     | 124  | 85    | 390        | 137                         | 318  | 0     | 455        | 0                       | 0    | 0     | 0          | 0                           | 282  | 76    | 358        | 1203       |
| Peak Factor                                       | 0.960                   |      |       |            |                             |      |       |            |                         |      |       |            |                             |      |       |            |            |
| High Int.   | 04:00 PM                |      |       |            |                             |      |       |            |                         |      |       |            |                             |      |       |            |            |
| Volume  | 181                     | 124  | 85    | 390        | 169                         | 323  | 0     | 492        | 0                       | 0    | 0     | 0          | 0                           | 303  | 102   | 405        |            |
| Peak Factor                                       | 0.760                   |      |       |            | 0.957                       |      |       |            |                         |      |       |            | 0.957                       |      |       |            |            |

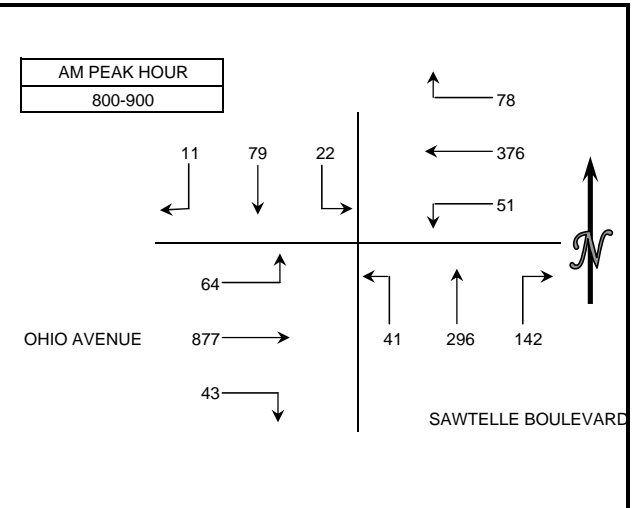




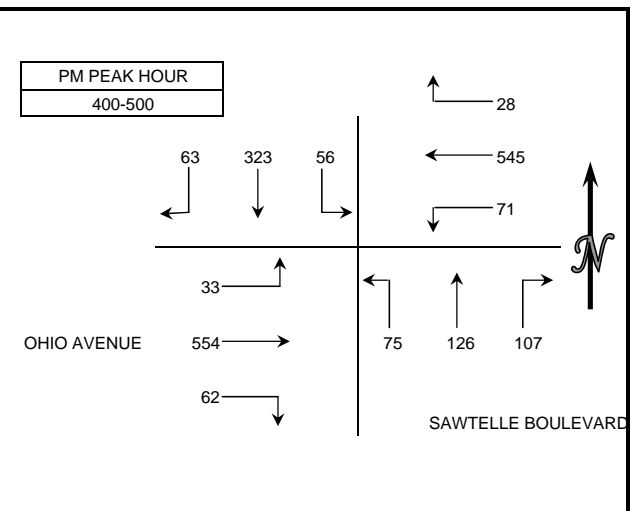
## INTERSECTION TURNING MOVEMENT COUNT SUMMARY

CLIENT: FEHR AND PEERS  
 PROJECT: WESTSIDE SUBWAY EXTENSION PROJECT  
 DATE: TUESDAY JANUARY 12, 2010  
 PERIODS: 7:00 AM TO 9:00 AM AND 4:00 PM TO 6:00 PM  
 INTERSECTION: N/S SAWTELLE BOULEVARD  
 E/W OHIO AVENUE  
 CITY: LOS ANGELES

| 15 MIN COUNTS |           |           |           |           |           |           |           |           |           |            |            |            | 7:00 AM TO 9:00 AM |  |
|---------------|-----------|-----------|-----------|-----------|-----------|-----------|-----------|-----------|-----------|------------|------------|------------|--------------------|--|
| PERIOD        | 1<br>SBRT | 2<br>SBTH | 3<br>SBLT | 4<br>WBRT | 5<br>WBTH | 6<br>WBLT | 7<br>NBRT | 8<br>NBTH | 9<br>NBLT | 10<br>EBRT | 11<br>EBTH | 12<br>EBLT | TOTAL              |  |
| 700-715       | 4         | 13        | 5         | 26        | 60        | 8         | 16        | 98        | 7         | 10         | 89         | 10         | 346                |  |
| 715-730       | 2         | 9         | 3         | 25        | 84        | 9         | 21        | 80        | 10        | 8          | 108        | 13         | 372                |  |
| 730-745       | 5         | 10        | 2         | 29        | 103       | 13        | 26        | 84        | 17        | 15         | 166        | 11         | 481                |  |
| 745-800       | 3         | 14        | 0         | 28        | 99        | 14        | 30        | 91        | 11        | 11         | 190        | 18         | 509                |  |
| 800-815       | 2         | 17        | 4         | 30        | 97        | 12        | 27        | 94        | 11        | 10         | 201        | 17         | 522                |  |
| 815-830       | 2         | 24        | 5         | 19        | 93        | 11        | 31        | 81        | 10        | 9          | 216        | 21         | 522                |  |
| 830-845       | 4         | 22        | 4         | 17        | 82        | 14        | 49        | 71        | 8         | 12         | 226        | 13         | 522                |  |
| 845-900       | 3         | 16        | 9         | 12        | 104       | 14        | 35        | 50        | 12        | 12         | 234        | 13         | 514                |  |
| HOUR TOTALS   |           |           |           |           |           |           |           |           |           |            |            |            |                    |  |
| TIME          | 1<br>SBRT | 2<br>SBTH | 3<br>SBLT | 4<br>WBRT | 5<br>WBTH | 6<br>WBLT | 7<br>NBRT | 8<br>NBTH | 9<br>NBLT | 10<br>EBRT | 11<br>EBTH | 12<br>EBLT | TOTAL              |  |
| 700-800       | 14        | 46        | 10        | 108       | 346       | 44        | 93        | 353       | 45        | 44         | 553        | 52         | 1708               |  |
| 715-815       | 12        | 50        | 9         | 112       | 383       | 48        | 104       | 349       | 49        | 44         | 665        | 59         | 1884               |  |
| 730-830       | 12        | 65        | 11        | 106       | 392       | 50        | 114       | 350       | 49        | 45         | 773        | 67         | 2034               |  |
| 745-845       | 11        | 77        | 13        | 94        | 371       | 51        | 137       | 337       | 40        | 42         | 833        | 69         | 2075               |  |
| 800-900       | 11        | 79        | 22        | 78        | 376       | 51        | 142       | 296       | 41        | 43         | 877        | 64         | 2080               |  |



| 15 MIN COUNTS |           |           |           |           |           |           |           |           |           |            |            |            | 4:00 PM TO 6:00 PM |  |
|---------------|-----------|-----------|-----------|-----------|-----------|-----------|-----------|-----------|-----------|------------|------------|------------|--------------------|--|
| PERIOD        | 1<br>SBRT | 2<br>SBTH | 3<br>SBLT | 4<br>WBRT | 5<br>WBTH | 6<br>WBLT | 7<br>NBRT | 8<br>NBTH | 9<br>NBLT | 10<br>EBRT | 11<br>EBTH | 12<br>EBLT | TOTAL              |  |
| 400-415       | 11        | 88        | 16        | 11        | 138       | 14        | 27        | 36        | 26        | 18         | 144        | 12         | 541                |  |
| 415-430       | 14        | 81        | 10        | 6         | 130       | 18        | 29        | 30        | 14        | 17         | 147        | 8          | 504                |  |
| 430-445       | 21        | 83        | 17        | 6         | 135       | 14        | 23        | 29        | 19        | 11         | 127        | 6          | 491                |  |
| 445-500       | 17        | 71        | 13        | 5         | 142       | 25        | 28        | 31        | 16        | 16         | 136        | 7          | 507                |  |
| 500-515       | 17        | 64        | 17        | 8         | 146       | 21        | 27        | 21        | 14        | 23         | 129        | 10         | 497                |  |
| 515-530       | 13        | 65        | 12        | 6         | 151       | 23        | 21        | 30        | 11        | 25         | 133        | 9          | 499                |  |
| 530-545       | 12        | 44        | 13        | 4         | 166       | 28        | 20        | 22        | 12        | 23         | 128        | 9          | 481                |  |
| 545-600       | 9         | 39        | 13        | 6         | 171       | 21        | 22        | 26        | 15        | 21         | 149        | 6          | 498                |  |
| HOUR TOTALS   |           |           |           |           |           |           |           |           |           |            |            |            |                    |  |
| TIME          | 1<br>SBRT | 2<br>SBTH | 3<br>SBLT | 4<br>WBRT | 5<br>WBTH | 6<br>WBLT | 7<br>NBRT | 8<br>NBTH | 9<br>NBLT | 10<br>EBRT | 11<br>EBTH | 12<br>EBLT | TOTAL              |  |
| 400-500       | 63        | 323       | 56        | 28        | 545       | 71        | 107       | 126       | 75        | 62         | 554        | 33         | 2043               |  |
| 415-515       | 69        | 299       | 57        | 25        | 553       | 78        | 107       | 111       | 63        | 67         | 539        | 31         | 1999               |  |
| 430-530       | 68        | 283       | 59        | 25        | 574       | 83        | 99        | 111       | 60        | 75         | 525        | 32         | 1994               |  |
| 445-545       | 59        | 244       | 55        | 23        | 605       | 97        | 96        | 104       | 53        | 87         | 526        | 35         | 1984               |  |
| 500-600       | 51        | 212       | 55        | 24        | 634       | 93        | 90        | 99        | 52        | 92         | 539        | 34         | 1975               |  |



City Traffic Counters  
626.256.4171

File Name : FedSM  
Site Code : 00000000  
Start Date : 10/29/2008  
Page No : 1

Groups Printed- 1 - Unshifted

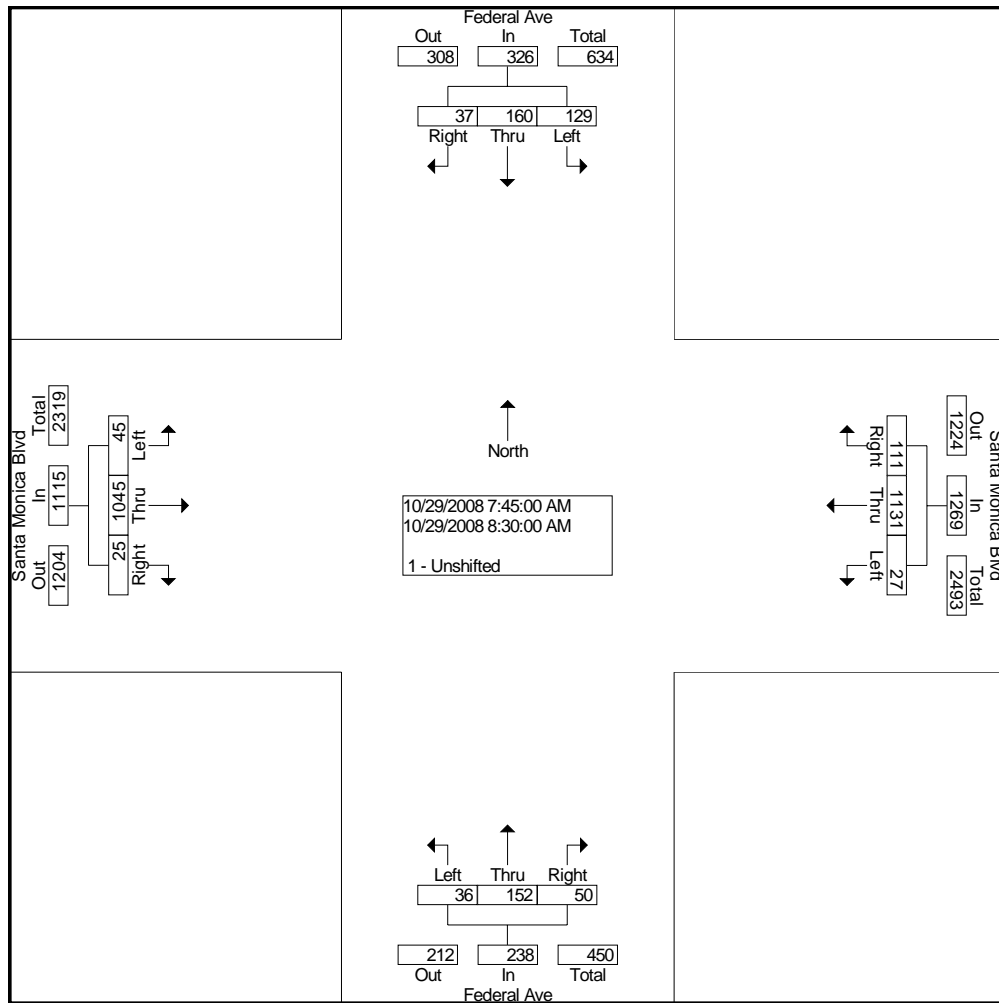
| Start Time  | Federal Ave Southbound |      |       | Santa Monica Blvd Westbound |      |       | Federal Ave Northbound |      |       | Santa Monica Blvd Eastbound |      |       | Int. Total |
|-------------|------------------------|------|-------|-----------------------------|------|-------|------------------------|------|-------|-----------------------------|------|-------|------------|
|             | Left                   | Thru | Right | Left                        | Thru | Right | Left                   | Thru | Right | Left                        | Thru | Right |            |
| Factor      | 1.0                    | 1.0  | 1.0   | 1.0                         | 1.0  | 1.0   | 1.0                    | 1.0  | 1.0   | 1.0                         | 1.0  | 1.0   |            |
| 07:00 AM    | 6                      | 3    | 4     | 12                          | 224  | 10    | 6                      | 9    | 7     | 11                          | 163  | 2     | 457        |
| 07:15 AM    | 7                      | 12   | 9     | 3                           | 247  | 14    | 4                      | 22   | 7     | 9                           | 177  | 3     | 514        |
| 07:30 AM    | 23                     | 12   | 5     | 8                           | 276  | 27    | 6                      | 20   | 7     | 10                          | 229  | 4     | 627        |
| 07:45 AM    | 34                     | 41   | 10    | 10                          | 334  | 50    | 15                     | 48   | 9     | 15                          | 235  | 2     | 803        |
| Total       | 70                     | 68   | 28    | 33                          | 1081 | 101   | 31                     | 99   | 30    | 45                          | 804  | 11    | 2401       |
| 08:00 AM    | 37                     | 46   | 15    | 11                          | 298  | 22    | 5                      | 37   | 13    | 7                           | 251  | 8     | 750        |
| 08:15 AM    | 26                     | 33   | 5     | 4                           | 244  | 19    | 10                     | 37   | 19    | 12                          | 261  | 3     | 673        |
| 08:30 AM    | 32                     | 40   | 7     | 2                           | 255  | 20    | 6                      | 30   | 9     | 11                          | 298  | 12    | 722        |
| 08:45 AM    | 31                     | 46   | 10    | 12                          | 265  | 18    | 8                      | 27   | 8     | 9                           | 255  | 5     | 694        |
| Total       | 126                    | 165  | 37    | 29                          | 1062 | 79    | 29                     | 131  | 49    | 39                          | 1065 | 28    | 2839       |
| 09:00 AM    | 15                     | 33   | 9     | 6                           | 259  | 29    | 8                      | 25   | 11    | 10                          | 242  | 5     | 652        |
| 09:15 AM    | 18                     | 24   | 11    | 7                           | 278  | 17    | 8                      | 18   | 7     | 15                          | 300  | 6     | 709        |
| 09:30 AM    | 16                     | 17   | 12    | 7                           | 244  | 13    | 4                      | 24   | 8     | 13                          | 259  | 7     | 624        |
| 09:45 AM    | 16                     | 21   | 9     | 8                           | 249  | 12    | 7                      | 22   | 10    | 10                          | 239  | 5     | 608        |
| Total       | 65                     | 95   | 41    | 28                          | 1030 | 71    | 27                     | 89   | 36    | 48                          | 1040 | 23    | 2593       |
| 04:00 PM    | 24                     | 77   | 11    | 6                           | 261  | 30    | 11                     | 36   | 9     | 15                          | 274  | 17    | 771        |
| 04:15 PM    | 30                     | 81   | 8     | 7                           | 229  | 25    | 5                      | 35   | 16    | 9                           | 240  | 15    | 700        |
| 04:30 PM    | 32                     | 75   | 9     | 13                          | 219  | 27    | 7                      | 40   | 7     | 12                          | 286  | 16    | 743        |
| 04:45 PM    | 16                     | 88   | 19    | 10                          | 223  | 31    | 10                     | 31   | 15    | 17                          | 235  | 14    | 709        |
| Total       | 102                    | 321  | 47    | 36                          | 932  | 113   | 33                     | 142  | 47    | 53                          | 1035 | 62    | 2923       |
| 05:00 PM    | 19                     | 95   | 16    | 9                           | 251  | 27    | 14                     | 49   | 5     | 13                          | 265  | 12    | 775        |
| 05:15 PM    | 21                     | 123  | 10    | 8                           | 238  | 25    | 10                     | 54   | 7     | 22                          | 201  | 20    | 739        |
| 05:30 PM    | 16                     | 83   | 5     | 15                          | 228  | 26    | 9                      | 43   | 12    | 19                          | 210  | 12    | 678        |
| 05:45 PM    | 20                     | 110  | 17    | 10                          | 202  | 29    | 6                      | 56   | 15    | 10                          | 225  | 10    | 710        |
| Total       | 76                     | 411  | 48    | 42                          | 919  | 107   | 39                     | 202  | 39    | 64                          | 901  | 54    | 2902       |
| 06:00 PM    | 17                     | 64   | 11    | 10                          | 238  | 30    | 7                      | 41   | 7     | 17                          | 229  | 14    | 685        |
| 06:15 PM    | 23                     | 68   | 13    | 11                          | 210  | 29    | 14                     | 43   | 7     | 13                          | 240  | 14    | 685        |
| 06:30 PM    | 18                     | 61   | 8     | 10                          | 218  | 34    | 7                      | 52   | 12    | 16                          | 241  | 20    | 697        |
| 06:45 PM    | 13                     | 50   | 9     | 16                          | 221  | 36    | 11                     | 54   | 20    | 28                          | 276  | 22    | 756        |
| Total       | 71                     | 243  | 41    | 47                          | 887  | 129   | 39                     | 190  | 46    | 74                          | 986  | 70    | 2823       |
| Grand Total | 510                    | 1303 | 242   | 215                         | 5911 | 600   | 198                    | 853  | 247   | 323                         | 5831 | 248   | 16481      |
| Apprch %    | 24.8                   | 63.4 | 11.8  | 3.2                         | 87.9 | 8.9   | 15.3                   | 65.7 | 19.0  | 5.0                         | 91.1 | 3.9   |            |
| Total %     | 3.1                    | 7.9  | 1.5   | 1.3                         | 35.9 | 3.6   | 1.2                    | 5.2  | 1.5   | 2.0                         | 35.4 | 1.5   |            |

# City Traffic Counters

626.256.4171

File Name : FedSM  
 Site Code : 00000000  
 Start Date : 10/29/2008  
 Page No : 2

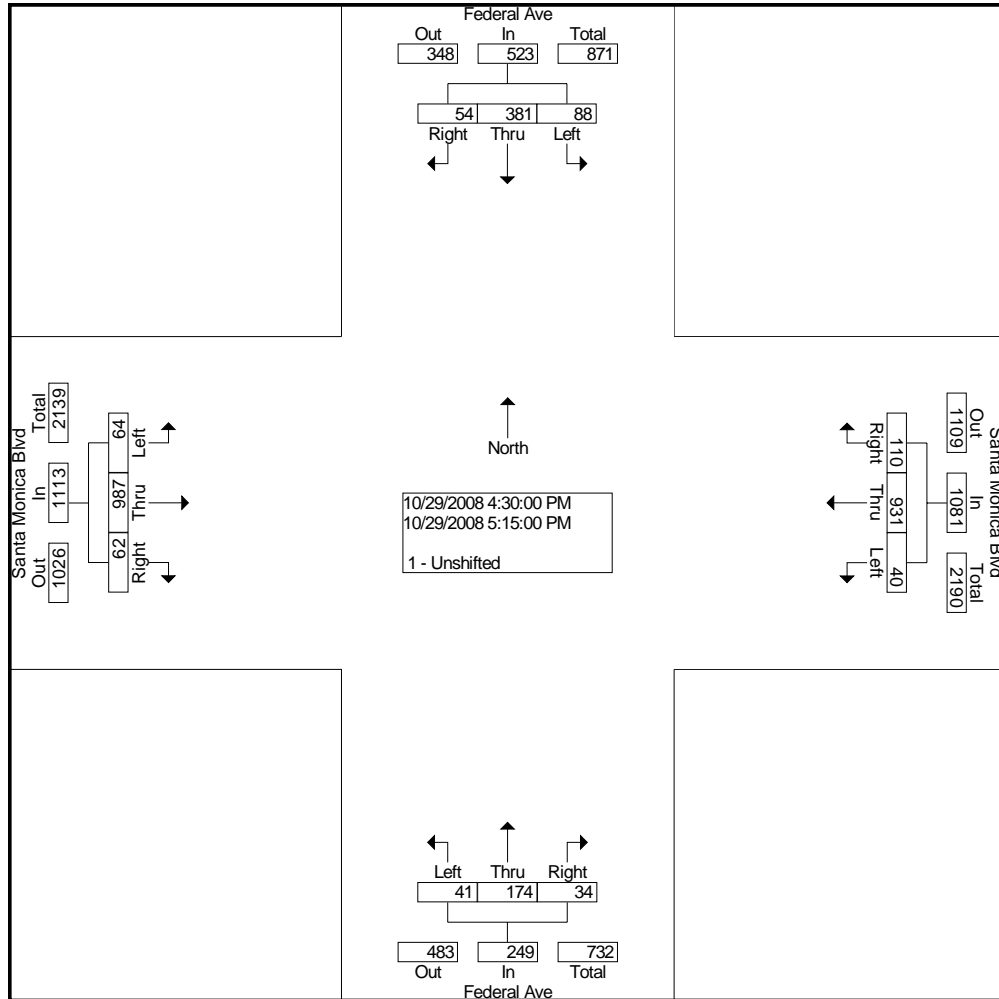
| Start Time  | Federal Ave Southbound |      |       |            | Santa Monica Blvd Westbound |      |       |            | Federal Ave Northbound |      |       |            | Santa Monica Blvd Eastbound |      |       |            | Int. Total |
|---|------------------------|------|-------|------------|-----------------------------|------|-------|------------|------------------------|------|-------|------------|-----------------------------|------|-------|------------|------------|
|   | Left                   | Thru | Right | App. Total | Left                        | Thru | Right | App. Total | Left                   | Thru | Right | App. Total | Left                        | Thru | Right | App. Total |            |
| Peak Hour From 07:00 AM to 11:45 AM - Peak 1 of 1 |                        |      |       |            |                             |      |       |            |                        |      |       |            |                             |      |       |            |            |
| Intersection                                      | 07:45 AM               |      |       |            |                             |      |       |            |                        |      |       |            |                             |      |       |            |            |
| Volume  | 129                    | 160  | 37    | 326        | 27                          | 1131 | 111   | 1269       | 36                     | 152  | 50    | 238        | 45                          | 1045 | 25    | 1115       | 2948       |
| Percent   | 39.6                   | 49.1 | 11.3  |            | 2.1                         | 89.1 | 8.7   |            | 15.1                   | 63.9 | 21.0  |            | 4.0                         | 93.7 | 2.2   |            |            |
| 07:45 Volume                                      | 34                     | 41   | 10    | 85         | 10                          | 334  | 50    | 394        | 15                     | 48   | 9     | 72         | 15                          | 235  | 2     | 252        | 803        |
| Peak Factor                                       | 0.918                  |      |       |            |                             |      |       |            |                        |      |       |            |                             |      |       |            |            |
| High Int.   | 08:00 AM               |      |       |            |                             |      |       |            |                        |      |       |            |                             |      |       |            |            |
| Volume  | 37                     | 46   | 15    | 98         | 10                          | 334  | 50    | 394        | 15                     | 48   | 9     | 72         | 11                          | 298  | 12    | 321        |            |
| Peak Factor                                       | 0.832                  |      |       |            | 0.805                       |      |       |            | 0.826                  |      |       |            | 0.868                       |      |       |            |            |



City Traffic Counters  
626.256.4171

File Name : FedSM  
Site Code : 00000000  
Start Date : 10/29/2008  
Page No : 3

| Start Time  | Federal Ave Southbound |      |       |            | Santa Monica Blvd Westbound |      |       |            | Federal Ave Northbound |      |       |            | Santa Monica Blvd Eastbound |      |       |            | Int. Total |
|---|------------------------|------|-------|------------|-----------------------------|------|-------|------------|------------------------|------|-------|------------|-----------------------------|------|-------|------------|------------|
|   | Left                   | Thru | Right | App. Total | Left                        | Thru | Right | App. Total | Left                   | Thru | Right | App. Total | Left                        | Thru | Right | App. Total |            |
| Peak Hour From 12:00 PM to 06:45 PM - Peak 1 of 1 |                        |      |       |            |                             |      |       |            |                        |      |       |            |                             |      |       |            |            |
| Intersection                                      | 04:30 PM               |      |       |            |                             |      |       |            |                        |      |       |            |                             |      |       |            |            |
| Volume  | 88                     | 381  | 54    | 523        | 40                          | 931  | 110   | 1081       | 41                     | 174  | 34    | 249        | 64                          | 987  | 62    | 1113       | 2966       |
| Percent   | 16.8                   | 72.8 | 10.3  |            | 3.7                         | 86.1 | 10.2  |            | 16.5                   | 69.9 | 13.7  |            | 5.8                         | 88.7 | 5.6   |            |            |
| 05:00   |                        |      |       |            |                             |      |       |            |                        |      |       |            |                             |      |       |            |            |
| Volume  | 19                     | 95   | 16    | 130        | 9                           | 251  | 27    | 287        | 14                     | 49   | 5     | 68         | 13                          | 265  | 12    | 290        | 775        |
| Peak Factor                                       | 0.957                  |      |       |            |                             |      |       |            |                        |      |       |            |                             |      |       |            |            |
| High Int.   | 05:15 PM               |      |       |            |                             |      |       |            |                        |      |       |            |                             |      |       |            |            |
| Volume  | 21                     | 123  | 10    | 154        | 9                           | 251  | 27    | 287        | 10                     | 54   | 7     | 71         | 12                          | 286  | 16    | 314        |            |
| Peak Factor                                       | 0.849                  |      |       |            | 0.942                       |      |       |            | 0.877                  |      |       |            | 0.886                       |      |       |            |            |



## Existing Pedestrian Counts

**INTERSECTION PEDESTRIAN AND BICYCLE COUNT SUMMARY**

CLIENT: FEHR AND PEERS  
 PROJECT: WESTSIDE EXTENSION TRANSIT CORRIDOR COUNT PROGRAM  
 DATE: WEDNESDAY JUNE 17,2009  
 PERIOD: 7:00 AM TO 9:00 AM AND 4:00 TO 6:00 PM  
 INTERSECTION: N/S WESTERN AVENUE  
 E/W 6TH STREET  
 CITY: LOS ANGELES

| 15 MIN COUNTS |             |          |           |          |  |           |          |           |          |
|---------------|-------------|----------|-----------|----------|--|-----------|----------|-----------|----------|
| PERIOD        | PEDESTRIANS |          |           |          |  | BICYCLES  |          |           |          |
|               | NORTH LEG   | EAST LEG | SOUTH LEG | WEST LEG |  | NORTH LEG | EAST LEG | SOUTH LEG | WEST LEG |
| 700-715       | 10          | 10       | 5         | 17       |  | 4         | 3        | 1         | 2        |
| 715-730       | 10          | 9        | 13        | 17       |  | 1         | 1        | 0         | 1        |
| 730-745       | 7           | 10       | 15        | 11       |  | 1         | 1        | 1         | 1        |
| 745-800       | 11          | 10       | 18        | 17       |  | 0         | 2        | 2         | 3        |
| 800-815       | 22          | 22       | 9         | 21       |  | 3         | 4        | 6         | 4        |
| 815-830       | 24          | 24       | 16        | 23       |  | 1         | 3        | 0         | 2        |
| 830-845       | 17          | 16       | 10        | 12       |  | 3         | 3        | 1         | 2        |
| 845-900       | 13          | 21       | 12        | 14       |  | 0         | 2        | 0         | 1        |
| HOOR TOTALS   |             |          |           |          |  |           |          |           |          |
| PERIOD        | PEDESTRIANS |          |           |          |  | BICYCLES  |          |           |          |
|               | NORTH LEG   | EAST LEG | SOUTH LEG | WEST LEG |  | NORTH LEG | EAST LEG | SOUTH LEG | WEST LEG |
| 700-800       | 38          | 39       | 51        | 62       |  | 6         | 7        | 4         | 7        |
| 715-815       | 50          | 51       | 55        | 66       |  | 5         | 8        | 9         | 9        |
| 730-830       | 64          | 66       | 58        | 72       |  | 5         | 10       | 9         | 10       |
| 745-845       | 74          | 72       | 53        | 73       |  | 7         | 12       | 9         | 11       |
| 800-900       | 76          | 83       | 47        | 70       |  | 7         | 12       | 7         | 9        |

| 15 MIN COUNTS |             |          |           |          |  |           |          |           |          |
|---------------|-------------|----------|-----------|----------|--|-----------|----------|-----------|----------|
| PERIOD        | PEDESTRIANS |          |           |          |  | BICYCLES  |          |           |          |
|               | NORTH LEG   | EAST LEG | SOUTH LEG | WEST LEG |  | NORTH LEG | EAST LEG | SOUTH LEG | WEST LEG |
| 400-415       | 30          | 34       | 19        | 27       |  | 0         | 3        | 1         | 3        |
| 415-430       | 23          | 26       | 18        | 17       |  | 1         | 5        | 0         | 1        |
| 430-445       | 31          | 24       | 18        | 25       |  | 1         | 2        | 3         | 3        |
| 445-500       | 46          | 23       | 17        | 27       |  | 0         | 4        | 2         | 7        |
| 500-515       | 26          | 33       | 21        | 44       |  | 2         | 6        | 0         | 4        |
| 515-530       | 32          | 22       | 19        | 23       |  | 1         | 6        | 2         | 2        |
| 530-545       | 32          | 26       | 16        | 26       |  | 4         | 3        | 1         | 2        |
| 545-600       | 36          | 21       | 8         | 30       |  | 1         | 0        | 2         | 4        |
| HOOR TOTALS   |             |          |           |          |  |           |          |           |          |
| PERIOD        | PEDESTRIANS |          |           |          |  | BICYCLES  |          |           |          |
|               | NORTH LEG   | EAST LEG | SOUTH LEG | WEST LEG |  | NORTH LEG | EAST LEG | SOUTH LEG | WEST LEG |
| 400-500       | 130         | 107      | 72        | 96       |  | 2         | 14       | 6         | 14       |
| 415-515       | 126         | 106      | 74        | 113      |  | 4         | 17       | 5         | 15       |
| 430-530       | 135         | 102      | 75        | 119      |  | 4         | 18       | 7         | 16       |
| 445-545       | 136         | 104      | 73        | 120      |  | 7         | 19       | 5         | 15       |
| 500-600       | 126         | 102      | 64        | 123      |  | 8         | 15       | 5         | 12       |

INTERSECTION PEDESTRIAN AND BICYCLE COUNT SUMMARY

CLIENT: FEHR AND PEERS  
 PROJECT: WESTSIDE EXTENSION TRANSIT CORRIDOR COUNT PROGRAM  
 DATE: WEDNESDAY JUNE 17,2009  
 PERIOD: 7:00 AM TO 9:00 AM AND 4:00 TO 6:00 PM  
 INTERSECTION: N/S WESTERN AVENUE  
 E/W WILSHIRE BOULEVARD  
 CITY: LOS ANGELES

| 15 MIN COUNTS |             |          |           |          |  |           |          |           |          |
|---------------|-------------|----------|-----------|----------|--|-----------|----------|-----------|----------|
| PERIOD        | PEDESTRIANS |          |           |          |  | BICYCLES  |          |           |          |
|               | NORTH LEG   | EAST LEG | SOUTH LEG | WEST LEG |  | NORTH LEG | EAST LEG | SOUTH LEG | WEST LEG |
| 700-715       | 114         | 70       | 28        | 40       |  | 2         | 3        | 0         | 2        |
| 715-730       | 127         | 65       | 23        | 48       |  | 3         | 0        | 2         | 0        |
| 730-745       | 167         | 69       | 32        | 30       |  | 0         | 2        | 0         | 4        |
| 745-800       | 132         | 101      | 45        | 51       |  | 1         | 1        | 1         | 1        |
| 800-815       | 103         | 114      | 24        | 24       |  | 2         | 5        | 1         | 4        |
| 815-830       | 109         | 77       | 38        | 32       |  | 3         | 0        | 1         | 3        |
| 830-845       | 130         | 104      | 43        | 19       |  | 0         | 3        | 1         | 1        |
| 845-900       | 113         | 102      | 43        | 45       |  | 0         | 2        | 2         | 1        |
| HOOR TOTALS   |             |          |           |          |  |           |          |           |          |
| PERIOD        | PEDESTRIANS |          |           |          |  | BICYCLES  |          |           |          |
|               | NORTH LEG   | EAST LEG | SOUTH LEG | WEST LEG |  | NORTH LEG | EAST LEG | SOUTH LEG | WEST LEG |
| 700-800       | 540         | 305      | 128       | 169      |  | 6         | 6        | 3         | 7        |
| 715-815       | 529         | 349      | 124       | 153      |  | 6         | 8        | 4         | 9        |
| 730-830       | 511         | 361      | 139       | 137      |  | 6         | 8        | 3         | 12       |
| 745-845       | 474         | 396      | 150       | 126      |  | 6         | 9        | 4         | 9        |
| 800-900       | 455         | 397      | 148       | 120      |  | 5         | 10       | 5         | 9        |

| 15 MIN COUNTS |             |          |           |          |  |           |          |           |          |
|---------------|-------------|----------|-----------|----------|--|-----------|----------|-----------|----------|
| PERIOD        | PEDESTRIANS |          |           |          |  | BICYCLES  |          |           |          |
|               | NORTH LEG   | EAST LEG | SOUTH LEG | WEST LEG |  | NORTH LEG | EAST LEG | SOUTH LEG | WEST LEG |
| 400-415       | 115         | 155      | 70        | 65       |  | 1         | 2        | 3         | 0        |
| 415-430       | 176         | 131      | 78        | 129      |  | 3         | 1        | 3         | 1        |
| 430-445       | 155         | 149      | 132       | 133      |  | 2         | 4        | 2         | 9        |
| 445-500       | 177         | 148      | 64        | 99       |  | 4         | 11       | 7         | 7        |
| 500-515       | 155         | 190      | 97        | 92       |  | 3         | 4        | 0         | 3        |
| 515-530       | 145         | 147      | 57        | 38       |  | 5         | 3        | 1         | 5        |
| 530-545       | 116         | 146      | 46        | 57       |  | 5         | 2        | 0         | 2        |
| 545-600       | 157         | 123      | 65        | 71       |  | 5         | 5        | 1         | 4        |
| HOOR TOTALS   |             |          |           |          |  |           |          |           |          |
| PERIOD        | PEDESTRIANS |          |           |          |  | BICYCLES  |          |           |          |
|               | NORTH LEG   | EAST LEG | SOUTH LEG | WEST LEG |  | NORTH LEG | EAST LEG | SOUTH LEG | WEST LEG |
| 400-500       | 623         | 583      | 344       | 426      |  | 10        | 18       | 15        | 17       |
| 415-515       | 663         | 618      | 371       | 453      |  | 12        | 20       | 12        | 20       |
| 430-530       | 632         | 634      | 350       | 362      |  | 14        | 22       | 10        | 24       |
| 445-545       | 593         | 631      | 264       | 286      |  | 17        | 20       | 8         | 17       |
| 500-600       | 573         | 606      | 265       | 258      |  | 18        | 14       | 2         | 14       |

INTERSECTION PEDESTRIAN AND BICYCLE COUNT SUMMARY

CLIENT: FEHR AND PEERS  
 PROJECT: WESTSIDE EXTENSION TRANSIT CORRIDOR COUNT PROGRAM  
 DATE: WEDNESDAY JUNE 17,2009  
 PERIOD: 7:00 AM TO 9:00 AM AND 4:00 TO 6:00 PM  
 INTERSECTION: N/S CRENSHAW BOULEVARD  
 E/W WILSHIRE BOULEVARD  
 CITY: LOS ANGELES

| 15 MIN COUNTS |             |          |           |          |  |           |          |           |          |
|---------------|-------------|----------|-----------|----------|--|-----------|----------|-----------|----------|
| PERIOD        | PEDESTRIANS |          |           |          |  | BICYCLES  |          |           |          |
|               | NORTH LEG   | EAST LEG | SOUTH LEG | WEST LEG |  | NORTH LEG | EAST LEG | SOUTH LEG | WEST LEG |
| 700-715       | 0           | 11       | 27        | 0        |  | 0         | 1        | 1         | 0        |
| 715-730       | 0           | 20       | 29        | 0        |  | 0         | 0        | 0         | 0        |
| 730-745       | 0           | 15       | 26        | 0        |  | 0         | 0        | 0         | 0        |
| 745-800       | 0           | 25       | 25        | 0        |  | 0         | 1        | 0         | 0        |
| 800-815       | 0           | 23       | 48        | 0        |  | 0         | 1        | 0         | 0        |
| 815-830       | 0           | 17       | 16        | 0        |  | 0         | 0        | 0         | 0        |
| 830-845       | 0           | 22       | 24        | 0        |  | 0         | 1        | 0         | 0        |
| 845-900       | 0           | 30       | 35        | 0        |  | 0         | 3        | 0         | 0        |
| HOOR TOTALS   |             |          |           |          |  |           |          |           |          |
| PERIOD        | PEDESTRIANS |          |           |          |  | BICYCLES  |          |           |          |
|               | NORTH LEG   | EAST LEG | SOUTH LEG | WEST LEG |  | NORTH LEG | EAST LEG | SOUTH LEG | WEST LEG |
| 700-800       | 0           | 71       | 107       | 0        |  | 0         | 2        | 1         | 0        |
| 715-815       | 0           | 83       | 128       | 0        |  | 0         | 2        | 0         | 0        |
| 730-830       | 0           | 80       | 115       | 0        |  | 0         | 2        | 0         | 0        |
| 745-845       | 0           | 87       | 113       | 0        |  | 0         | 3        | 0         | 0        |
| 800-900       | 0           | 92       | 123       | 0        |  | 0         | 5        | 0         | 0        |

| 15 MIN COUNTS |             |          |           |          |  |           |          |           |          |
|---------------|-------------|----------|-----------|----------|--|-----------|----------|-----------|----------|
| PERIOD        | PEDESTRIANS |          |           |          |  | BICYCLES  |          |           |          |
|               | NORTH LEG   | EAST LEG | SOUTH LEG | WEST LEG |  | NORTH LEG | EAST LEG | SOUTH LEG | WEST LEG |
| 400-415       | 0           | 51       | 48        | 0        |  | 0         | 1        | 2         | 0        |
| 415-430       | 0           | 63       | 44        | 0        |  | 0         | 2        | 0         | 0        |
| 430-445       | 0           | 54       | 46        | 0        |  | 0         | 1        | 2         | 0        |
| 445-500       | 0           | 25       | 21        | 0        |  | 0         | 1        | 0         | 0        |
| 500-515       | 0           | 24       | 41        | 0        |  | 0         | 1        | 0         | 0        |
| 515-530       | 0           | 32       | 26        | 0        |  | 0         | 1        | 0         | 0        |
| 530-545       | 0           | 25       | 28        | 0        |  | 0         | 2        | 1         | 0        |
| 545-600       | 0           | 26       | 28        | 0        |  | 0         | 2        | 0         | 0        |
| HOOR TOTALS   |             |          |           |          |  |           |          |           |          |
| PERIOD        | PEDESTRIANS |          |           |          |  | BICYCLES  |          |           |          |
|               | NORTH LEG   | EAST LEG | SOUTH LEG | WEST LEG |  | NORTH LEG | EAST LEG | SOUTH LEG | WEST LEG |
| 400-500       | 0           | 193      | 159       | 0        |  | 0         | 5        | 4         | 0        |
| 415-515       | 0           | 166      | 152       | 0        |  | 0         | 5        | 2         | 0        |
| 430-530       | 0           | 135      | 134       | 0        |  | 0         | 4        | 2         | 0        |
| 445-545       | 0           | 106      | 116       | 0        |  | 0         | 5        | 1         | 0        |
| 500-600       | 0           | 107      | 123       | 0        |  | 0         | 6        | 1         | 0        |



INTERSECTION PEDESTRIAN AND BICYCLE COUNT SUMMARY

CLIENT: FEHR AND PEERS  
 PROJECT: WESTSIDE EXTENSION TRANSIT CORRIDOR COUNT PROGRAM  
 DATE: WEDNESDAY JUNE 17,2009  
 PERIOD: 7:00 AM TO 9:00 AM AND 4:00 TO 6:00 PM  
 INTERSECTION: N/S SYCAMORE AVENUE  
 E/W WILSHIRE BOULEVARD  
 CITY: LOS ANGELES

| 15 MIN COUNTS |             |          |           |          |  |           |          |           |          |
|---------------|-------------|----------|-----------|----------|--|-----------|----------|-----------|----------|
| PERIOD        | PEDESTRIANS |          |           |          |  | BICYCLES  |          |           |          |
|               | NORTH LEG   | EAST LEG | SOUTH LEG | WEST LEG |  | NORTH LEG | EAST LEG | SOUTH LEG | WEST LEG |
| 700-715       | 2           | 0        | 4         | 0        |  | 2         | 0        | 0         | 1        |
| 715-730       | 6           | 2        | 8         | 1        |  | 0         | 0        | 0         | 0        |
| 730-745       | 6           | 0        | 11        | 2        |  | 1         | 0        | 0         | 0        |
| 745-800       | 7           | 2        | 7         | 3        |  | 1         | 0        | 2         | 0        |
| 800-815       | 6           | 1        | 10        | 2        |  | 2         | 0        | 3         | 0        |
| 815-830       | 3           | 2        | 7         | 0        |  | 2         | 0        | 1         | 0        |
| 830-845       | 8           | 1        | 3         | 1        |  | 0         | 1        | 1         | 0        |
| 845-900       | 13          | 2        | 5         | 2        |  | 2         | 0        | 0         | 0        |
| HOOR TOTALS   |             |          |           |          |  |           |          |           |          |
| PERIOD        | PEDESTRIANS |          |           |          |  | BICYCLES  |          |           |          |
|               | NORTH LEG   | EAST LEG | SOUTH LEG | WEST LEG |  | NORTH LEG | EAST LEG | SOUTH LEG | WEST LEG |
| 700-800       | 21          | 4        | 30        | 6        |  | 4         | 0        | 2         | 1        |
| 715-815       | 25          | 5        | 36        | 8        |  | 4         | 0        | 5         | 0        |
| 730-830       | 22          | 5        | 35        | 7        |  | 6         | 0        | 6         | 0        |
| 745-845       | 24          | 6        | 27        | 6        |  | 5         | 1        | 7         | 0        |
| 800-900       | 30          | 6        | 25        | 5        |  | 6         | 1        | 5         | 0        |

| 15 MIN COUNTS |             |          |           |          |  |           |          |           |          |
|---------------|-------------|----------|-----------|----------|--|-----------|----------|-----------|----------|
| PERIOD        | PEDESTRIANS |          |           |          |  | BICYCLES  |          |           |          |
|               | NORTH LEG   | EAST LEG | SOUTH LEG | WEST LEG |  | NORTH LEG | EAST LEG | SOUTH LEG | WEST LEG |
| 400-415       | 8           | 2        | 20        | 3        |  | 1         | 0        | 3         | 0        |
| 415-430       | 11          | 4        | 13        | 3        |  | 6         | 0        | 2         | 1        |
| 430-445       | 9           | 2        | 27        | 4        |  | 4         | 2        | 2         | 1        |
| 445-500       | 6           | 1        | 11        | 5        |  | 1         | 2        | 1         | 0        |
| 500-515       | 14          | 3        | 5         | 3        |  | 1         | 0        | 2         | 0        |
| 515-530       | 7           | 3        | 4         | 0        |  | 1         | 0        | 4         | 0        |
| 530-545       | 13          | 0        | 7         | 0        |  | 3         | 0        | 2         | 0        |
| 545-600       | 7           | 3        | 10        | 8        |  | 2         | 0        | 0         | 1        |
| HOOR TOTALS   |             |          |           |          |  |           |          |           |          |
| PERIOD        | PEDESTRIANS |          |           |          |  | BICYCLES  |          |           |          |
|               | NORTH LEG   | EAST LEG | SOUTH LEG | WEST LEG |  | NORTH LEG | EAST LEG | SOUTH LEG | WEST LEG |
| 400-500       | 34          | 9        | 71        | 15       |  | 12        | 4        | 8         | 2        |
| 415-515       | 40          | 10       | 56        | 15       |  | 12        | 4        | 7         | 2        |
| 430-530       | 36          | 9        | 47        | 12       |  | 7         | 4        | 9         | 1        |
| 445-545       | 40          | 7        | 27        | 8        |  | 6         | 2        | 9         | 0        |
| 500-600       | 41          | 9        | 26        | 11       |  | 7         | 0        | 8         | 1        |

## INTERSECTION PEDESTRIAN AND BICYCLE COUNT SUMMARY

CLIENT: FEHR AND PEERS  
 PROJECT: WESTSIDE EXTENSION TRANSIT CORRIDOR COUNT PROGRAM  
 DATE: WEDNESDAY JUNE 17,2009  
 PERIOD: 7:00 AM TO 9:00 AM AND 4:00 TO 6:00 PM  
 INTERSECTION: N/S LA BREA AVENUE  
 E/W WILSHIRE BOULEVARD  
 CITY: LOS ANGELES

| 15 MIN COUNTS |             |          |           |          |  |           |          |           |          |
|---------------|-------------|----------|-----------|----------|--|-----------|----------|-----------|----------|
| PERIOD        | PEDESTRIANS |          |           |          |  | BICYCLES  |          |           |          |
|               | NORTH LEG   | EAST LEG | SOUTH LEG | WEST LEG |  | NORTH LEG | EAST LEG | SOUTH LEG | WEST LEG |
| 700-715       | 29          | 24       | 13        | 12       |  | 1         | 0        | 0         | 0        |
| 715-730       | 15          | 13       | 22        | 26       |  | 1         | 0        | 0         | 0        |
| 730-745       | 23          | 9        | 42        | 38       |  | 3         | 2        | 2         | 1        |
| 745-800       | 18          | 14       | 22        | 15       |  | 0         | 1        | 3         | 2        |
| 800-815       | 22          | 5        | 33        | 26       |  | 1         | 0        | 2         | 0        |
| 815-830       | 23          | 20       | 23        | 10       |  | 1         | 0        | 1         | 1        |
| 830-845       | 23          | 14       | 31        | 34       |  | 0         | 0        | 0         | 1        |
| 845-900       | 21          | 6        | 17        | 20       |  | 3         | 0        | 1         | 0        |
| HOOR TOTALS   |             |          |           |          |  |           |          |           |          |
| PERIOD        | PEDESTRIANS |          |           |          |  | BICYCLES  |          |           |          |
|               | NORTH LEG   | EAST LEG | SOUTH LEG | WEST LEG |  | NORTH LEG | EAST LEG | SOUTH LEG | WEST LEG |
| 700-800       | 85          | 60       | 99        | 91       |  | 5         | 3        | 5         | 3        |
| 715-815       | 78          | 41       | 119       | 105      |  | 5         | 3        | 7         | 3        |
| 730-830       | 86          | 48       | 120       | 89       |  | 5         | 3        | 8         | 4        |
| 745-845       | 86          | 53       | 109       | 85       |  | 2         | 1        | 6         | 4        |
| 800-900       | 89          | 45       | 104       | 90       |  | 5         | 0        | 4         | 2        |

| 15 MIN COUNTS |             |          |           |          |  |           |          |           |          |
|---------------|-------------|----------|-----------|----------|--|-----------|----------|-----------|----------|
| PERIOD        | PEDESTRIANS |          |           |          |  | BICYCLES  |          |           |          |
|               | NORTH LEG   | EAST LEG | SOUTH LEG | WEST LEG |  | NORTH LEG | EAST LEG | SOUTH LEG | WEST LEG |
| 400-415       | 32          | 18       | 32        | 45       |  | 1         | 2        | 3         | 2        |
| 415-430       | 37          | 16       | 39        | 44       |  | 3         | 3        | 8         | 8        |
| 430-445       | 37          | 23       | 46        | 42       |  | 3         | 0        | 2         | 4        |
| 445-500       | 29          | 22       | 36        | 33       |  | 1         | 1        | 0         | 3        |
| 500-515       | 28          | 27       | 31        | 19       |  | 4         | 3        | 2         | 2        |
| 515-530       | 18          | 14       | 18        | 22       |  | 0         | 4        | 3         | 2        |
| 530-545       | 28          | 11       | 17        | 14       |  | 5         | 4        | 4         | 2        |
| 545-600       | 32          | 8        | 19        | 32       |  | 2         | 1        | 0         | 1        |
| HOOR TOTALS   |             |          |           |          |  |           |          |           |          |
| PERIOD        | PEDESTRIANS |          |           |          |  | BICYCLES  |          |           |          |
|               | NORTH LEG   | EAST LEG | SOUTH LEG | WEST LEG |  | NORTH LEG | EAST LEG | SOUTH LEG | WEST LEG |
| 400-500       | 135         | 79       | 153       | 164      |  | 8         | 6        | 13        | 17       |
| 415-515       | 131         | 88       | 152       | 138      |  | 11        | 7        | 12        | 17       |
| 430-530       | 112         | 86       | 131       | 116      |  | 8         | 8        | 7         | 11       |
| 445-545       | 103         | 74       | 102       | 88       |  | 10        | 12       | 9         | 9        |
| 500-600       | 106         | 60       | 85        | 87       |  | 11        | 12       | 9         | 7        |

## INTERSECTION PEDESTRIAN AND BICYCLE COUNT SUMMARY

CLIENT: FEHR AND PEERS  
 PROJECT: WESTSIDE EXTENSION TRANSIT CORRIDOR COUNT PROGRAM  
 DATE: WEDNESDAY JUNE 17, 2009  
 PERIOD: 7:00 AM TO 9:00 AM AND 4:00 TO 6:00 PM  
 INTERSECTION: N/S LA BREA AVENUE  
 E/W 8TH STREET  
 CITY: LOS ANGELES

| 15 MIN COUNTS |             |          |           |          |  |           |          |           |          |
|---------------|-------------|----------|-----------|----------|--|-----------|----------|-----------|----------|
| PERIOD        | PEDESTRIANS |          |           |          |  | BICYCLES  |          |           |          |
|               | NORTH LEG   | EAST LEG | SOUTH LEG | WEST LEG |  | NORTH LEG | EAST LEG | SOUTH LEG | WEST LEG |
| 700-715       | 2           | 1        | 1         | 5        |  | 1         | 1        | 0         | 0        |
| 715-730       | 0           | 2        | 1         | 7        |  | 0         | 0        | 0         | 1        |
| 730-745       | 3           | 0        | 2         | 10       |  | 0         | 1        | 0         | 2        |
| 745-800       | 4           | 3        | 3         | 4        |  | 0         | 1        | 0         | 1        |
| 800-815       | 1           | 1        | 2         | 6        |  | 1         | 0        | 0         | 1        |
| 815-830       | 0           | 1        | 2         | 4        |  | 1         | 1        | 1         | 1        |
| 830-845       | 1           | 5        | 3         | 7        |  | 0         | 0        | 1         | 2        |
| 845-900       | 1           | 4        | 2         | 6        |  | 1         | 1        | 0         | 0        |
| HOOR TOTALS   |             |          |           |          |  |           |          |           |          |
| PERIOD        | PEDESTRIANS |          |           |          |  | BICYCLES  |          |           |          |
|               | NORTH LEG   | EAST LEG | SOUTH LEG | WEST LEG |  | NORTH LEG | EAST LEG | SOUTH LEG | WEST LEG |
| 700-800       | 9           | 6        | 7         | 26       |  | 1         | 3        | 0         | 4        |
| 715-815       | 8           | 6        | 8         | 27       |  | 1         | 2        | 0         | 5        |
| 730-830       | 8           | 5        | 9         | 24       |  | 2         | 3        | 1         | 5        |
| 745-845       | 6           | 10       | 10        | 21       |  | 2         | 2        | 2         | 5        |
| 800-900       | 3           | 11       | 9         | 23       |  | 3         | 2        | 2         | 4        |

| 15 MIN COUNTS |             |          |           |          |  |           |          |           |          |
|---------------|-------------|----------|-----------|----------|--|-----------|----------|-----------|----------|
| PERIOD        | PEDESTRIANS |          |           |          |  | BICYCLES  |          |           |          |
|               | NORTH LEG   | EAST LEG | SOUTH LEG | WEST LEG |  | NORTH LEG | EAST LEG | SOUTH LEG | WEST LEG |
| 400-415       | 4           | 13       | 2         | 6        |  | 0         | 0        | 1         | 3        |
| 415-430       | 1           | 6        | 1         | 13       |  | 0         | 1        | 0         | 7        |
| 430-445       | 4           | 5        | 5         | 17       |  | 0         | 0        | 0         | 3        |
| 445-500       | 1           | 1        | 4         | 21       |  | 0         | 0        | 1         | 2        |
| 500-515       | 6           | 0        | 0         | 12       |  | 1         | 2        | 1         | 1        |
| 515-530       | 4           | 5        | 4         | 6        |  | 0         | 2        | 0         | 5        |
| 530-545       | 0           | 2        | 2         | 15       |  | 0         | 2        | 0         | 2        |
| 545-600       | 3           | 3        | 1         | 8        |  | 1         | 1        | 0         | 2        |
| HOOR TOTALS   |             |          |           |          |  |           |          |           |          |
| PERIOD        | PEDESTRIANS |          |           |          |  | BICYCLES  |          |           |          |
|               | NORTH LEG   | EAST LEG | SOUTH LEG | WEST LEG |  | NORTH LEG | EAST LEG | SOUTH LEG | WEST LEG |
| 400-500       | 10          | 25       | 12        | 57       |  | 0         | 1        | 2         | 15       |
| 415-515       | 12          | 12       | 10        | 63       |  | 1         | 3        | 2         | 13       |
| 430-530       | 15          | 11       | 13        | 56       |  | 1         | 4        | 2         | 11       |
| 445-545       | 11          | 8        | 10        | 54       |  | 1         | 6        | 2         | 10       |
| 500-600       | 13          | 10       | 7         | 41       |  | 2         | 7        | 1         | 10       |

INTERSECTION PEDESTRIAN AND BICYCLE COUNT SUMMARY

CLIENT: FEHR AND PEERS  
 PROJECT: WESTSIDE EXTENSION TRANSIT CORRIDOR COUNT PROGRAM  
 DATE: WEDNESDAY JUNE 17,2009  
 PERIOD: 7:00 AM TO 9:00 AM AND 4:00 TO 6:00 PM  
 INTERSECTION: N/S DETROIT STREET  
 E/W WILSHIRE BOULEVARD  
 CITY: LOS ANGELES

| 15 MIN COUNTS |             |          |           |          |  |           |          |           |          |
|---------------|-------------|----------|-----------|----------|--|-----------|----------|-----------|----------|
| PERIOD        | PEDESTRIANS |          |           |          |  | BICYCLES  |          |           |          |
|               | NORTH LEG   | EAST LEG | SOUTH LEG | WEST LEG |  | NORTH LEG | EAST LEG | SOUTH LEG | WEST LEG |
| 700-715       | 16          | 2        | 6         | 3        |  | 3         | 0        | 0         | 0        |
| 715-730       | 41          | 2        | 9         | 1        |  | 0         | 0        | 0         | 0        |
| 730-745       | 22          | 1        | 9         | 5        |  | 5         | 0        | 1         | 1        |
| 745-800       | 23          | 3        | 13        | 6        |  | 0         | 1        | 1         | 1        |
| 800-815       | 25          | 3        | 11        | 2        |  | 3         | 1        | 2         | 0        |
| 815-830       | 37          | 4        | 18        | 4        |  | 2         | 0        | 1         | 0        |
| 830-845       | 34          | 8        | 16        | 12       |  | 1         | 0        | 0         | 0        |
| 845-900       | 55          | 4        | 11        | 7        |  | 1         | 0        | 1         | 1        |
| HOOR TOTALS   |             |          |           |          |  |           |          |           |          |
| PERIOD        | PEDESTRIANS |          |           |          |  | BICYCLES  |          |           |          |
|               | NORTH LEG   | EAST LEG | SOUTH LEG | WEST LEG |  | NORTH LEG | EAST LEG | SOUTH LEG | WEST LEG |
| 700-800       | 102         | 8        | 37        | 15       |  | 8         | 1        | 2         | 2        |
| 715-815       | 111         | 9        | 42        | 14       |  | 8         | 2        | 4         | 2        |
| 730-830       | 107         | 11       | 51        | 17       |  | 10        | 2        | 5         | 2        |
| 745-845       | 119         | 18       | 58        | 24       |  | 6         | 2        | 4         | 1        |
| 800-900       | 151         | 19       | 56        | 25       |  | 7         | 1        | 4         | 1        |

| 15 MIN COUNTS |             |          |           |          |  |           |          |           |          |
|---------------|-------------|----------|-----------|----------|--|-----------|----------|-----------|----------|
| PERIOD        | PEDESTRIANS |          |           |          |  | BICYCLES  |          |           |          |
|               | NORTH LEG   | EAST LEG | SOUTH LEG | WEST LEG |  | NORTH LEG | EAST LEG | SOUTH LEG | WEST LEG |
| 400-415       | 35          | 7        | 17        | 22       |  | 0         | 0        | 0         | 1        |
| 415-430       | 15          | 4        | 29        | 25       |  | 3         | 1        | 5         | 1        |
| 430-445       | 25          | 4        | 35        | 12       |  | 5         | 1        | 6         | 1        |
| 445-500       | 20          | 5        | 29        | 23       |  | 3         | 0        | 0         | 0        |
| 500-515       | 35          | 9        | 20        | 13       |  | 4         | 1        | 2         | 1        |
| 515-530       | 27          | 4        | 24        | 15       |  | 7         | 0        | 0         | 0        |
| 530-545       | 19          | 6        | 16        | 12       |  | 5         | 0        | 2         | 0        |
| 545-600       | 22          | 3        | 18        | 8        |  | 3         | 0        | 0         | 0        |
| HOOR TOTALS   |             |          |           |          |  |           |          |           |          |
| PERIOD        | PEDESTRIANS |          |           |          |  | BICYCLES  |          |           |          |
|               | NORTH LEG   | EAST LEG | SOUTH LEG | WEST LEG |  | NORTH LEG | EAST LEG | SOUTH LEG | WEST LEG |
| 400-500       | 95          | 20       | 110       | 82       |  | 11        | 2        | 11        | 3        |
| 415-515       | 95          | 22       | 113       | 73       |  | 15        | 3        | 13        | 3        |
| 430-530       | 107         | 22       | 108       | 63       |  | 19        | 2        | 8         | 2        |
| 445-545       | 101         | 24       | 89        | 63       |  | 19        | 1        | 4         | 1        |
| 500-600       | 103         | 22       | 78        | 48       |  | 19        | 1        | 4         | 1        |

# WILTEC

Phone: (626) 564-1944 Fax: (626) 564-0969

## INTERSECTION PEDESTRIAN AND BICYCLE COUNT SUMMARY

CLIENT: FEHR AND PEERS  
 PROJECT: WESTSIDE EXTENSION TRANSIT CORRIDOR COUNT PROGRAM  
 DATE: WEDNESDAY JUNE 17,2009  
 PERIOD: 7:00 AM TO 9:00 AM AND 4:00 TO 6:00 PM  
 INTERSECTION: N/S FAIRFAX AVENUE  
 E/W 6TH STREET  
 CITY: LOS ANGELES

| 15 MIN COUNTS |           |          |           |          |          |           |          |           |          |
|---------------|-----------|----------|-----------|----------|----------|-----------|----------|-----------|----------|
| PEDESTRIANS   |           |          |           |          | BICYCLES |           |          |           |          |
| PERIOD        | NORTH LEG | EAST LEG | SOUTH LEG | WEST LEG |          | NORTH LEG | EAST LEG | SOUTH LEG | WEST LEG |
| 700-715       | 3         | 5        | 0         | 0        |          | 1         | 1        | 0         | 1        |
| 715-730       | 5         | 5        | 0         | 3        |          | 1         | 1        | 0         | 2        |
| 730-745       | 2         | 10       | 1         | 4        |          | 1         | 2        | 1         | 1        |
| 745-800       | 2         | 4        | 0         | 3        |          | 1         | 1        | 1         | 0        |
| 800-815       | 4         | 3        | 0         | 8        |          | 1         | 2        | 3         | 3        |
| 815-830       | 5         | 11       | 5         | 7        |          | 0         | 1        | 0         | 0        |
| 830-845       | 9         | 11       | 1         | 15       |          | 0         | 0        | 0         | 2        |
| 845-900       | 10        | 11       | 0         | 13       |          | 0         | 2        | 1         | 2        |
| HOOR TOTALS   |           |          |           |          |          |           |          |           |          |
| PEDESTRIANS   |           |          |           |          | BICYCLES |           |          |           |          |
| PERIOD        | NORTH LEG | EAST LEG | SOUTH LEG | WEST LEG |          | NORTH LEG | EAST LEG | SOUTH LEG | WEST LEG |
| 700-800       | 12        | 24       | 1         | 10       |          | 4         | 5        | 2         | 4        |
| 715-815       | 13        | 22       | 1         | 18       |          | 4         | 6        | 5         | 6        |
| 730-830       | 13        | 28       | 6         | 22       |          | 3         | 6        | 5         | 4        |
| 745-845       | 20        | 29       | 6         | 33       |          | 2         | 4        | 4         | 5        |
| 800-900       | 28        | 36       | 6         | 43       |          | 1         | 5        | 4         | 7        |

| 15 MIN COUNTS |           |          |           |          |          |           |          |           |          |
|---------------|-----------|----------|-----------|----------|----------|-----------|----------|-----------|----------|
| PEDESTRIANS   |           |          |           |          | BICYCLES |           |          |           |          |
| PERIOD        | NORTH LEG | EAST LEG | SOUTH LEG | WEST LEG |          | NORTH LEG | EAST LEG | SOUTH LEG | WEST LEG |
| 400-415       | 6         | 8        | 3         | 20       |          | 2         | 2        | 1         | 1        |
| 415-430       | 8         | 15       | 0         | 11       |          | 0         | 5        | 1         | 1        |
| 430-445       | 5         | 20       | 4         | 13       |          | 2         | 1        | 0         | 2        |
| 445-500       | 9         | 13       | 1         | 20       |          | 1         | 3        | 2         | 2        |
| 500-515       | 11        | 19       | 2         | 13       |          | 1         | 0        | 0         | 3        |
| 515-530       | 15        | 24       | 1         | 19       |          | 0         | 1        | 0         | 4        |
| 530-545       | 15        | 34       | 6         | 10       |          | 0         | 3        | 1         | 2        |
| 545-600       | 9         | 21       | 2         | 13       |          | 0         | 5        | 0         | 5        |
| HOOR TOTALS   |           |          |           |          |          |           |          |           |          |
| PEDESTRIANS   |           |          |           |          | BICYCLES |           |          |           |          |
| PERIOD        | NORTH LEG | EAST LEG | SOUTH LEG | WEST LEG |          | NORTH LEG | EAST LEG | SOUTH LEG | WEST LEG |
| 400-500       | 28        | 56       | 8         | 64       |          | 5         | 11       | 4         | 6        |
| 415-515       | 33        | 67       | 7         | 57       |          | 4         | 9        | 3         | 8        |
| 430-530       | 40        | 76       | 8         | 65       |          | 4         | 5        | 2         | 11       |
| 445-545       | 50        | 90       | 10        | 62       |          | 2         | 7        | 3         | 11       |
| 500-600       | 50        | 98       | 11        | 55       |          | 1         | 9        | 1         | 14       |

## INTERSECTION PEDESTRIAN AND BICYCLE COUNT SUMMARY

CLIENT: FEHR AND PEERS  
 PROJECT: WESTSIDE EXTENSION TRANSIT CORRIDOR COUNT PROGRAM  
 DATE: WEDNESDAY JUNE 17,2009  
 PERIOD: 7:00 AM TO 9:00 AM AND 4:00 TO 6:00 PM  
 INTERSECTION: N/S FAIRFAX AVENUE  
 E/W WILSHIRE BOULEVARD  
 CITY: LOS ANGELES

| 15 MIN COUNTS |             |          |           |          |  |           |          |           |          |
|---------------|-------------|----------|-----------|----------|--|-----------|----------|-----------|----------|
| PERIOD        | PEDESTRIANS |          |           |          |  | BICYCLES  |          |           |          |
|               | NORTH LEG   | EAST LEG | SOUTH LEG | WEST LEG |  | NORTH LEG | EAST LEG | SOUTH LEG | WEST LEG |
| 700-715       | 24          | 11       | 4         | 13       |  | 1         | 1        | 0         | 1        |
| 715-730       | 22          | 32       | 15        | 16       |  | 2         | 1        | 1         | 1        |
| 730-745       | 48          | 50       | 27        | 18       |  | 2         | 0        | 0         | 1        |
| 745-800       | 23          | 28       | 19        | 17       |  | 0         | 1        | 5         | 1        |
| 800-815       | 78          | 41       | 49        | 27       |  | 1         | 4        | 1         | 1        |
| 815-830       | 43          | 39       | 45        | 24       |  | 3         | 0        | 0         | 0        |
| 830-845       | 69          | 24       | 26        | 20       |  | 1         | 3        | 0         | 1        |
| 845-900       | 37          | 31       | 27        | 25       |  | 1         | 1        | 1         | 4        |
| HOOR TOTALS   |             |          |           |          |  |           |          |           |          |
| PERIOD        | PEDESTRIANS |          |           |          |  | BICYCLES  |          |           |          |
|               | NORTH LEG   | EAST LEG | SOUTH LEG | WEST LEG |  | NORTH LEG | EAST LEG | SOUTH LEG | WEST LEG |
| 700-800       | 117         | 121      | 65        | 64       |  | 5         | 3        | 6         | 4        |
| 715-815       | 171         | 151      | 110       | 70       |  | 5         | 6        | 7         | 4        |
| 730-830       | 192         | 158      | 140       | 86       |  | 6         | 5        | 6         | 3        |
| 745-845       | 213         | 132      | 139       | 88       |  | 5         | 8        | 6         | 3        |
| 800-900       | 227         | 135      | 147       | 96       |  | 6         | 8        | 2         | 6        |

| 15 MIN COUNTS |             |          |           |          |  |           |          |           |          |
|---------------|-------------|----------|-----------|----------|--|-----------|----------|-----------|----------|
| PERIOD        | PEDESTRIANS |          |           |          |  | BICYCLES  |          |           |          |
|               | NORTH LEG   | EAST LEG | SOUTH LEG | WEST LEG |  | NORTH LEG | EAST LEG | SOUTH LEG | WEST LEG |
| 400-415       | 31          | 19       | 26        | 36       |  | 0         | 2        | 0         | 1        |
| 415-430       | 46          | 64       | 44        | 27       |  | 4         | 3        | 2         | 0        |
| 430-445       | 41          | 43       | 53        | 33       |  | 3         | 2        | 0         | 2        |
| 445-500       | 33          | 26       | 23        | 16       |  | 1         | 1        | 1         | 2        |
| 500-515       | 32          | 32       | 39        | 41       |  | 1         | 1        | 2         | 2        |
| 515-530       | 33          | 49       | 20        | 19       |  | 1         | 1        | 3         | 3        |
| 530-545       | 49          | 41       | 39        | 32       |  | 2         | 5        | 1         | 4        |
| 545-600       | 40          | 48       | 36        | 24       |  | 2         | 3        | 2         | 0        |
| HOOR TOTALS   |             |          |           |          |  |           |          |           |          |
| PERIOD        | PEDESTRIANS |          |           |          |  | BICYCLES  |          |           |          |
|               | NORTH LEG   | EAST LEG | SOUTH LEG | WEST LEG |  | NORTH LEG | EAST LEG | SOUTH LEG | WEST LEG |
| 400-500       | 151         | 152      | 146       | 112      |  | 8         | 8        | 3         | 5        |
| 415-515       | 152         | 165      | 159       | 117      |  | 9         | 7        | 5         | 6        |
| 430-530       | 139         | 150      | 135       | 109      |  | 6         | 5        | 6         | 9        |
| 445-545       | 147         | 148      | 121       | 108      |  | 5         | 8        | 7         | 11       |
| 500-600       | 154         | 170      | 134       | 116      |  | 6         | 10       | 8         | 9        |

INTERSECTION PEDESTRIAN AND BICYCLE COUNT SUMMARY

CLIENT: FEHR AND PEERS  
 PROJECT: WESTSIDE EXTENSION TRANSIT CORRIDOR COUNT PROGRAM  
 DATE: WEDNESDAY JUNE 17,2009  
 PERIOD: 7:00 AM TO 9:00 AM AND 4:00 TO 6:00 PM  
 INTERSECTION: N/S FAIRFAX AVENUE  
 E/W DEL VALLE DRIVE/8TH STREET  
 CITY: LOS ANGELES

| 15 MIN COUNTS |             |          |           |          |  |           |          |           |          |
|---------------|-------------|----------|-----------|----------|--|-----------|----------|-----------|----------|
| PERIOD        | PEDESTRIANS |          |           |          |  | BICYCLES  |          |           |          |
|               | NORTH LEG   | EAST LEG | SOUTH LEG | WEST LEG |  | NORTH LEG | EAST LEG | SOUTH LEG | WEST LEG |
| 700-715       | 1           | 3        | 2         | 1        |  | 0         | 0        | 0         | 1        |
| 715-730       | 0           | 3        | 0         | 2        |  | 1         | 0        | 0         | 2        |
| 730-745       | 1           | 5        | 0         | 2        |  | 0         | 0        | 1         | 1        |
| 745-800       | 6           | 7        | 0         | 1        |  | 0         | 1        | 0         | 0        |
| 800-815       | 1           | 5        | 1         | 3        |  | 1         | 2        | 0         | 0        |
| 815-830       | 2           | 5        | 0         | 3        |  | 3         | 0        | 0         | 0        |
| 830-845       | 2           | 6        | 0         | 1        |  | 1         | 2        | 0         | 1        |
| 845-900       | 2           | 6        | 0         | 4        |  | 0         | 1        | 0         | 1        |
| HOOR TOTALS   |             |          |           |          |  |           |          |           |          |
| PERIOD        | PEDESTRIANS |          |           |          |  | BICYCLES  |          |           |          |
|               | NORTH LEG   | EAST LEG | SOUTH LEG | WEST LEG |  | NORTH LEG | EAST LEG | SOUTH LEG | WEST LEG |
| 700-800       | 8           | 18       | 2         | 6        |  | 1         | 1        | 1         | 4        |
| 715-815       | 8           | 20       | 1         | 8        |  | 2         | 3        | 1         | 3        |
| 730-830       | 10          | 22       | 1         | 9        |  | 4         | 3        | 1         | 1        |
| 745-845       | 11          | 23       | 1         | 8        |  | 5         | 5        | 0         | 1        |
| 800-900       | 7           | 22       | 1         | 11       |  | 5         | 5        | 0         | 2        |

| 15 MIN COUNTS |             |          |           |          |  |           |          |           |          |
|---------------|-------------|----------|-----------|----------|--|-----------|----------|-----------|----------|
| PERIOD        | PEDESTRIANS |          |           |          |  | BICYCLES  |          |           |          |
|               | NORTH LEG   | EAST LEG | SOUTH LEG | WEST LEG |  | NORTH LEG | EAST LEG | SOUTH LEG | WEST LEG |
| 400-415       | 2           | 3        | 0         | 1        |  | 2         | 1        | 0         | 1        |
| 415-430       | 3           | 4        | 0         | 1        |  | 0         | 0        | 0         | 0        |
| 430-445       | 2           | 7        | 0         | 4        |  | 0         | 1        | 0         | 2        |
| 445-500       | 3           | 11       | 0         | 3        |  | 0         | 1        | 0         | 1        |
| 500-515       | 1           | 6        | 0         | 7        |  | 0         | 1        | 1         | 1        |
| 515-530       | 3           | 7        | 0         | 3        |  | 1         | 1        | 0         | 0        |
| 530-545       | 3           | 5        | 1         | 5        |  | 1         | 0        | 0         | 1        |
| 545-600       | 3           | 5        | 0         | 3        |  | 0         | 1        | 0         | 0        |
| HOOR TOTALS   |             |          |           |          |  |           |          |           |          |
| PERIOD        | PEDESTRIANS |          |           |          |  | BICYCLES  |          |           |          |
|               | NORTH LEG   | EAST LEG | SOUTH LEG | WEST LEG |  | NORTH LEG | EAST LEG | SOUTH LEG | WEST LEG |
| 400-500       | 10          | 25       | 0         | 9        |  | 2         | 3        | 0         | 4        |
| 415-515       | 9           | 28       | 0         | 15       |  | 0         | 3        | 1         | 4        |
| 430-530       | 9           | 31       | 0         | 17       |  | 1         | 4        | 1         | 4        |
| 445-545       | 10          | 29       | 1         | 18       |  | 2         | 3        | 1         | 3        |
| 500-600       | 10          | 23       | 1         | 18       |  | 2         | 3        | 1         | 2        |

INTERSECTION PEDESTRIAN AND BICYCLE COUNT SUMMARY

CLIENT: FEHR AND PEERS  
 PROJECT: WESTSIDE EXTENSION TRANSIT CORRIDOR COUNT PROGRAM  
 DATE: WEDNESDAY JUNE 17, 2009  
 PERIOD: 7:00 AM TO 9:00 AM AND 4:00 TO 6:00 PM  
 INTERSECTION: N/S GALE AVENUE  
 E/W WILSHIRE BOULEVARD  
 CITY: BEVERLY HILLS

| 15 MIN COUNTS |             |          |           |          |  |           |          |           |          |
|---------------|-------------|----------|-----------|----------|--|-----------|----------|-----------|----------|
| PERIOD        | PEDESTRIANS |          |           |          |  | BICYCLES  |          |           |          |
|               | NORTH LEG   | EAST LEG | SOUTH LEG | WEST LEG |  | NORTH LEG | EAST LEG | SOUTH LEG | WEST LEG |
| 700-715       | 6           | 4        | 5         | 1        |  | 1         | 0        | 0         | 0        |
| 715-730       | 10          | 3        | 5         | 4        |  | 2         | 0        | 0         | 0        |
| 730-745       | 4           | 4        | 4         | 6        |  | 1         | 0        | 0         | 0        |
| 745-800       | 9           | 8        | 6         | 1        |  | 3         | 1        | 1         | 0        |
| 800-815       | 21          | 4        | 10        | 6        |  | 1         | 0        | 0         | 0        |
| 815-830       | 14          | 10       | 11        | 6        |  | 1         | 2        | 2         | 0        |
| 830-845       | 5           | 9        | 8         | 4        |  | 0         | 1        | 1         | 1        |
| 845-900       | 7           | 8        | 15        | 2        |  | 0         | 1        | 0         | 0        |
| HOOR TOTALS   |             |          |           |          |  |           |          |           |          |
| PERIOD        | PEDESTRIANS |          |           |          |  | BICYCLES  |          |           |          |
|               | NORTH LEG   | EAST LEG | SOUTH LEG | WEST LEG |  | NORTH LEG | EAST LEG | SOUTH LEG | WEST LEG |
| 700-800       | 29          | 19       | 20        | 12       |  | 7         | 1        | 1         | 0        |
| 715-815       | 44          | 19       | 25        | 17       |  | 7         | 1        | 1         | 0        |
| 730-830       | 48          | 26       | 31        | 19       |  | 6         | 3        | 3         | 0        |
| 745-845       | 49          | 31       | 35        | 17       |  | 5         | 4        | 4         | 1        |
| 800-900       | 47          | 31       | 44        | 18       |  | 2         | 4        | 3         | 1        |

| 15 MIN COUNTS |             |          |           |          |  |           |          |           |          |
|---------------|-------------|----------|-----------|----------|--|-----------|----------|-----------|----------|
| PERIOD        | PEDESTRIANS |          |           |          |  | BICYCLES  |          |           |          |
|               | NORTH LEG   | EAST LEG | SOUTH LEG | WEST LEG |  | NORTH LEG | EAST LEG | SOUTH LEG | WEST LEG |
| 400-415       | 10          | 14       | 24        | 4        |  | 0         | 0        | 3         | 0        |
| 415-430       | 11          | 9        | 10        | 7        |  | 1         | 0        | 0         | 0        |
| 430-445       | 14          | 7        | 9         | 6        |  | 2         | 0        | 1         | 0        |
| 445-500       | 10          | 11       | 21        | 4        |  | 2         | 0        | 2         | 3        |
| 500-515       | 25          | 10       | 18        | 16       |  | 2         | 2        | 2         | 2        |
| 515-530       | 15          | 5        | 11        | 10       |  | 0         | 0        | 0         | 0        |
| 530-545       | 17          | 19       | 14        | 16       |  | 1         | 3        | 3         | 1        |
| 545-600       | 14          | 13       | 11        | 9        |  | 1         | 0        | 2         | 1        |
| HOOR TOTALS   |             |          |           |          |  |           |          |           |          |
| PERIOD        | PEDESTRIANS |          |           |          |  | BICYCLES  |          |           |          |
|               | NORTH LEG   | EAST LEG | SOUTH LEG | WEST LEG |  | NORTH LEG | EAST LEG | SOUTH LEG | WEST LEG |
| 400-500       | 45          | 41       | 64        | 21       |  | 5         | 0        | 6         | 3        |
| 415-515       | 60          | 37       | 58        | 33       |  | 7         | 2        | 5         | 5        |
| 430-530       | 64          | 33       | 59        | 36       |  | 6         | 2        | 5         | 5        |
| 445-545       | 67          | 45       | 64        | 46       |  | 5         | 5        | 7         | 6        |
| 500-600       | 71          | 47       | 54        | 51       |  | 4         | 5        | 7         | 4        |



INTERSECTION PEDESTRIAN AND BICYCLE COUNT SUMMARY

CLIENT: FEHR AND PEERS  
 PROJECT: WESTSIDE EXTENSION TRANSIT CORRIDOR COUNT PROGRAM  
 DATE: THURSDAY JUNE 18, 2009  
 PERIOD: 7:00 AM TO 9:00 AM AND 4:00 TO 6:00 PM  
 INTERSECTION: N/S LA CIENEGA BOULEVARD  
 E/W 3RD STREET  
 CITY: LOS ANGELES

| 15 MIN COUNTS |             |          |           |          |  |           |          |           |          |
|---------------|-------------|----------|-----------|----------|--|-----------|----------|-----------|----------|
| PERIOD        | PEDESTRIANS |          |           |          |  | BICYCLES  |          |           |          |
|               | NORTH LEG   | EAST LEG | SOUTH LEG | WEST LEG |  | NORTH LEG | EAST LEG | SOUTH LEG | WEST LEG |
| 700-715       | 19          | 19       | 16        | 14       |  | 0         | 0        | 1         | 0        |
| 715-730       | 10          | 14       | 8         | 10       |  | 1         | 1        | 1         | 1        |
| 730-745       | 20          | 12       | 9         | 18       |  | 1         | 1        | 1         | 1        |
| 745-800       | 9           | 8        | 7         | 5        |  | 0         | 2        | 1         | 1        |
| 800-815       | 12          | 13       | 11        | 14       |  | 0         | 0        | 0         | 0        |
| 815-830       | 14          | 12       | 9         | 9        |  | 1         | 1        | 2         | 1        |
| 830-845       | 17          | 14       | 15        | 18       |  | 0         | 0        | 0         | 1        |
| 845-900       | 20          | 12       | 14        | 10       |  | 2         | 5        | 1         | 1        |
| HOOR TOTALS   |             |          |           |          |  |           |          |           |          |
| PERIOD        | PEDESTRIANS |          |           |          |  | BICYCLES  |          |           |          |
|               | NORTH LEG   | EAST LEG | SOUTH LEG | WEST LEG |  | NORTH LEG | EAST LEG | SOUTH LEG | WEST LEG |
| 700-800       | 58          | 53       | 40        | 47       |  | 2         | 4        | 4         | 3        |
| 715-815       | 51          | 47       | 35        | 47       |  | 2         | 4        | 3         | 3        |
| 730-830       | 55          | 45       | 36        | 46       |  | 2         | 4        | 4         | 3        |
| 745-845       | 52          | 47       | 42        | 46       |  | 1         | 3        | 3         | 3        |
| 800-900       | 63          | 51       | 49        | 51       |  | 3         | 6        | 3         | 3        |

| 15 MIN COUNTS |             |          |           |          |  |           |          |           |          |
|---------------|-------------|----------|-----------|----------|--|-----------|----------|-----------|----------|
| PERIOD        | PEDESTRIANS |          |           |          |  | BICYCLES  |          |           |          |
|               | NORTH LEG   | EAST LEG | SOUTH LEG | WEST LEG |  | NORTH LEG | EAST LEG | SOUTH LEG | WEST LEG |
| 400-415       | 69          | 30       | 49        | 74       |  | 2         | 4        | 2         | 3        |
| 415-430       | 32          | 35       | 38        | 59       |  | 0         | 2        | 3         | 0        |
| 430-445       | 61          | 21       | 31        | 95       |  | 1         | 1        | 0         | 1        |
| 445-500       | 49          | 42       | 42        | 82       |  | 5         | 2        | 5         | 3        |
| 500-515       | 40          | 44       | 38        | 47       |  | 2         | 5        | 3         | 3        |
| 515-530       | 44          | 36       | 43        | 79       |  | 0         | 3        | 2         | 1        |
| 530-545       | 39          | 45       | 33        | 65       |  | 1         | 1        | 1         | 1        |
| 545-600       | 25          | 43       | 40        | 41       |  | 1         | 2        | 0         | 0        |
| HOOR TOTALS   |             |          |           |          |  |           |          |           |          |
| PERIOD        | PEDESTRIANS |          |           |          |  | BICYCLES  |          |           |          |
|               | NORTH LEG   | EAST LEG | SOUTH LEG | WEST LEG |  | NORTH LEG | EAST LEG | SOUTH LEG | WEST LEG |
| 400-500       | 211         | 128      | 160       | 310      |  | 8         | 9        | 10        | 7        |
| 415-515       | 182         | 142      | 149       | 283      |  | 8         | 10       | 11        | 7        |
| 430-530       | 194         | 143      | 154       | 303      |  | 8         | 11       | 10        | 8        |
| 445-545       | 172         | 167      | 156       | 273      |  | 8         | 11       | 11        | 8        |
| 500-600       | 148         | 168      | 154       | 232      |  | 4         | 11       | 6         | 5        |

## INTERSECTION PEDESTRIAN AND BICYCLE COUNT SUMMARY

CLIENT: FEHR AND PEERS  
 PROJECT: WESTSIDE EXTENSION TRANSIT CORRIDOR COUNT PROGRAM  
 DATE: WEDNESDAY JUNE 17, 2009  
 PERIOD: 7:00 AM TO 9:00 AM AND 4:00 TO 6:00 PM  
 INTERSECTION: N/S LA CIENEGA BOULEVARD  
 E/W WILSHIRE BOULEVARD  
 CITY: BEVERLY HILLS

| 15 MIN COUNTS |             |          |           |          |  |           |          |           |          |
|---------------|-------------|----------|-----------|----------|--|-----------|----------|-----------|----------|
| PERIOD        | PEDESTRIANS |          |           |          |  | BICYCLES  |          |           |          |
|               | NORTH LEG   | EAST LEG | SOUTH LEG | WEST LEG |  | NORTH LEG | EAST LEG | SOUTH LEG | WEST LEG |
| 700-715       | 36          | 8        | 5         | 11       |  | 1         | 0        | 0         | 1        |
| 715-730       | 14          | 10       | 8         | 8        |  | 2         | 0        | 0         | 1        |
| 730-745       | 10          | 3        | 6         | 12       |  | 1         | 1        | 0         | 1        |
| 745-800       | 35          | 9        | 12        | 18       |  | 4         | 0        | 2         | 3        |
| 800-815       | 32          | 11       | 16        | 22       |  | 2         | 1        | 0         | 0        |
| 815-830       | 18          | 5        | 27        | 26       |  | 3         | 0        | 4         | 0        |
| 830-845       | 20          | 13       | 16        | 17       |  | 1         | 0        | 0         | 0        |
| 845-900       | 20          | 19       | 34        | 25       |  | 1         | 2        | 0         | 1        |
| HOOR TOTALS   |             |          |           |          |  |           |          |           |          |
| PERIOD        | PEDESTRIANS |          |           |          |  | BICYCLES  |          |           |          |
|               | NORTH LEG   | EAST LEG | SOUTH LEG | WEST LEG |  | NORTH LEG | EAST LEG | SOUTH LEG | WEST LEG |
| 700-800       | 95          | 30       | 31        | 49       |  | 8         | 1        | 2         | 6        |
| 715-815       | 91          | 33       | 42        | 60       |  | 9         | 2        | 2         | 5        |
| 730-830       | 95          | 28       | 61        | 78       |  | 10        | 2        | 6         | 4        |
| 745-845       | 105         | 38       | 71        | 83       |  | 10        | 1        | 6         | 3        |
| 800-900       | 90          | 48       | 93        | 90       |  | 7         | 3        | 4         | 1        |

| 15 MIN COUNTS |             |          |           |          |  |           |          |           |          |
|---------------|-------------|----------|-----------|----------|--|-----------|----------|-----------|----------|
| PERIOD        | PEDESTRIANS |          |           |          |  | BICYCLES  |          |           |          |
|               | NORTH LEG   | EAST LEG | SOUTH LEG | WEST LEG |  | NORTH LEG | EAST LEG | SOUTH LEG | WEST LEG |
| 400-415       | 23          | 14       | 26        | 34       |  | 1         | 1        | 4         | 2        |
| 415-430       | 19          | 28       | 39        | 28       |  | 0         | 1        | 1         | 0        |
| 430-445       | 18          | 24       | 23        | 21       |  | 2         | 1        | 1         | 2        |
| 445-500       | 12          | 12       | 38        | 20       |  | 2         | 1        | 1         | 5        |
| 500-515       | 14          | 20       | 33        | 34       |  | 9         | 1        | 3         | 4        |
| 515-530       | 26          | 26       | 24        | 23       |  | 1         | 0        | 1         | 3        |
| 530-545       | 13          | 11       | 24        | 25       |  | 0         | 0        | 2         | 2        |
| 545-600       | 8           | 22       | 16        | 22       |  | 1         | 2        | 1         | 0        |
| HOOR TOTALS   |             |          |           |          |  |           |          |           |          |
| PERIOD        | PEDESTRIANS |          |           |          |  | BICYCLES  |          |           |          |
|               | NORTH LEG   | EAST LEG | SOUTH LEG | WEST LEG |  | NORTH LEG | EAST LEG | SOUTH LEG | WEST LEG |
| 400-500       | 72          | 78       | 126       | 103      |  | 5         | 4        | 7         | 9        |
| 415-515       | 63          | 84       | 133       | 103      |  | 13        | 4        | 6         | 11       |
| 430-530       | 70          | 82       | 118       | 98       |  | 14        | 3        | 6         | 14       |
| 445-545       | 65          | 69       | 119       | 102      |  | 12        | 2        | 7         | 14       |
| 500-600       | 61          | 79       | 97        | 104      |  | 11        | 3        | 7         | 9        |

INTERSECTION PEDESTRIAN AND BICYCLE COUNT SUMMARY

CLIENT: FEHR AND PEERS  
 PROJECT: WESTSIDE EXTENSION TRANSIT CORRIDOR COUNT PROGRAM  
 DATE: WEDNESDAY JUNE 17, 2009  
 PERIOD: 7:00 AM TO 9:00 AM AND 4:00 TO 6:00 PM  
 INTERSECTION: N/S LA CIENEGA BOULEVARD  
 E/W GREGORY WAY  
 CITY: BEVERLY HILLS

| 15 MIN COUNTS |             |          |           |          |  |           |          |           |          |
|---------------|-------------|----------|-----------|----------|--|-----------|----------|-----------|----------|
| PERIOD        | PEDESTRIANS |          |           |          |  | BICYCLES  |          |           |          |
|               | NORTH LEG   | EAST LEG | SOUTH LEG | WEST LEG |  | NORTH LEG | EAST LEG | SOUTH LEG | WEST LEG |
| 700-715       | 2           | 2        | 4         | 4        |  | 0         | 0        | 0         | 0        |
| 715-730       | 2           | 5        | 4         | 8        |  | 0         | 0        | 0         | 2        |
| 730-745       | 5           | 3        | 5         | 9        |  | 1         | 1        | 1         | 1        |
| 745-800       | 6           | 3        | 2         | 10       |  | 0         | 0        | 1         | 2        |
| 800-815       | 4           | 10       | 20        | 12       |  | 0         | 2        | 1         | 2        |
| 815-830       | 7           | 3        | 15        | 29       |  | 0         | 0        | 0         | 0        |
| 830-845       | 9           | 7        | 13        | 33       |  | 1         | 0        | 0         | 0        |
| 845-900       | 19          | 14       | 28        | 30       |  | 1         | 4        | 1         | 2        |
| HOOR TOTALS   |             |          |           |          |  |           |          |           |          |
| PERIOD        | PEDESTRIANS |          |           |          |  | BICYCLES  |          |           |          |
|               | NORTH LEG   | EAST LEG | SOUTH LEG | WEST LEG |  | NORTH LEG | EAST LEG | SOUTH LEG | WEST LEG |
| 700-800       | 15          | 13       | 15        | 31       |  | 1         | 1        | 2         | 5        |
| 715-815       | 17          | 21       | 31        | 39       |  | 1         | 3        | 3         | 7        |
| 730-830       | 22          | 19       | 42        | 60       |  | 1         | 3        | 3         | 5        |
| 745-845       | 26          | 23       | 50        | 84       |  | 1         | 2        | 2         | 4        |
| 800-900       | 39          | 34       | 76        | 104      |  | 2         | 6        | 2         | 4        |

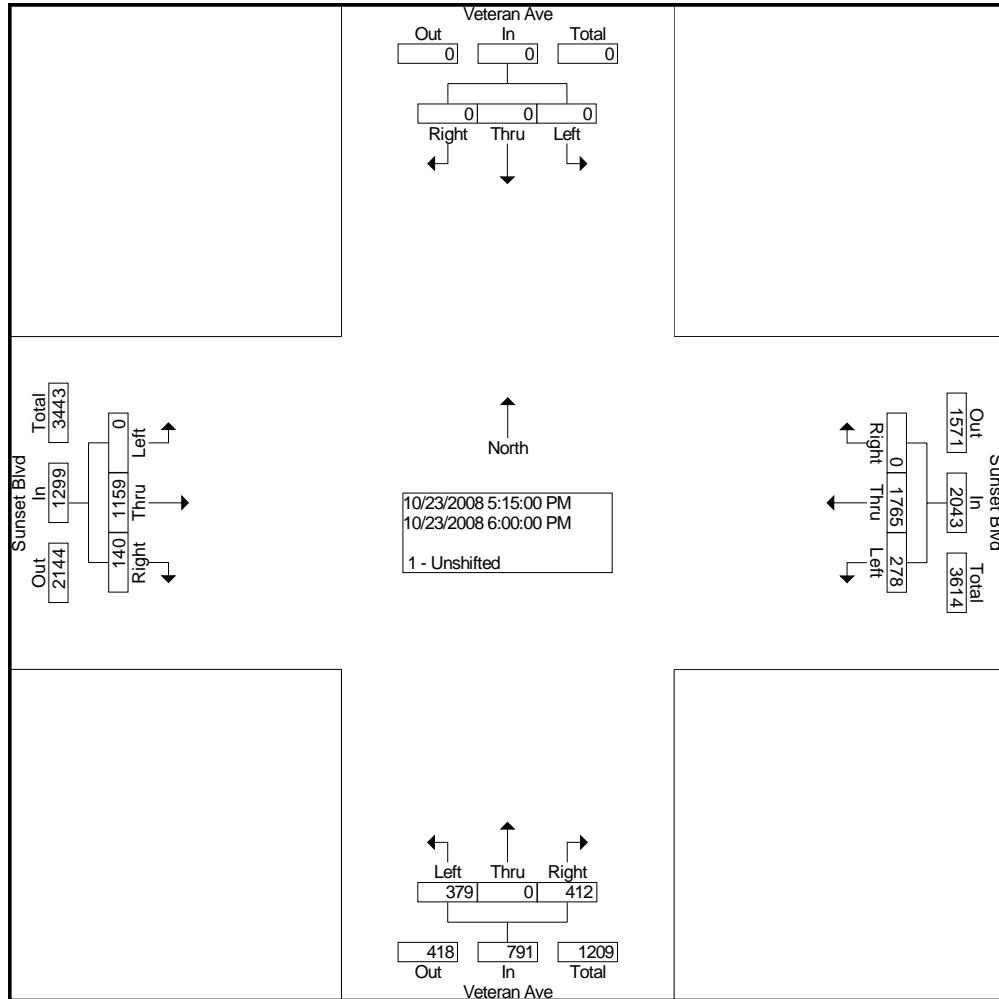
| 15 MIN COUNTS |             |          |           |          |  |           |          |           |          |
|---------------|-------------|----------|-----------|----------|--|-----------|----------|-----------|----------|
| PERIOD        | PEDESTRIANS |          |           |          |  | BICYCLES  |          |           |          |
|               | NORTH LEG   | EAST LEG | SOUTH LEG | WEST LEG |  | NORTH LEG | EAST LEG | SOUTH LEG | WEST LEG |
| 400-415       | 3           | 9        | 16        | 24       |  | 0         | 1        | 0         | 1        |
| 415-430       | 6           | 4        | 12        | 26       |  | 0         | 1        | 4         | 0        |
| 430-445       | 10          | 12       | 16        | 25       |  | 1         | 2        | 0         | 4        |
| 445-500       | 7           | 11       | 20        | 34       |  | 0         | 1        | 3         | 4        |
| 500-515       | 6           | 8        | 11        | 18       |  | 4         | 1        | 1         | 3        |
| 515-530       | 6           | 11       | 17        | 25       |  | 0         | 1        | 0         | 4        |
| 530-545       | 9           | 8        | 11        | 13       |  | 1         | 1        | 1         | 1        |
| 545-600       | 5           | 8        | 23        | 15       |  | 0         | 2        | 5         | 0        |
| HOOR TOTALS   |             |          |           |          |  |           |          |           |          |
| PERIOD        | PEDESTRIANS |          |           |          |  | BICYCLES  |          |           |          |
|               | NORTH LEG   | EAST LEG | SOUTH LEG | WEST LEG |  | NORTH LEG | EAST LEG | SOUTH LEG | WEST LEG |
| 400-500       | 26          | 36       | 64        | 109      |  | 1         | 5        | 7         | 9        |
| 415-515       | 29          | 35       | 59        | 103      |  | 5         | 5        | 8         | 11       |
| 430-530       | 29          | 42       | 64        | 102      |  | 5         | 5        | 4         | 15       |
| 445-545       | 28          | 38       | 59        | 90       |  | 5         | 4        | 5         | 12       |
| 500-600       | 26          | 35       | 62        | 71       |  | 5         | 5        | 7         | 8        |

# City Traffic Counters

626.256.4171

File Name : VetSunset  
 Site Code : 00000000  
 Start Date : 10/23/2008  
 Page No : 3

| Start Time  | Veteran Ave Southbound |      |       |            | Sunset Blvd Westbound |      |       |            | Veteran Ave Northbound |      |       |            | Sunset Blvd Eastbound |      |       |            | Int. Total |
|---|------------------------|------|-------|------------|-----------------------|------|-------|------------|------------------------|------|-------|------------|-----------------------|------|-------|------------|------------|
|   | Left                   | Thru | Right | App. Total | Left                  | Thru | Right | App. Total | Left                   | Thru | Right | App. Total | Left                  | Thru | Right | App. Total |            |
| Peak Hour From 01:15 PM to 06:45 PM - Peak 1 of 1 |                        |      |       |            |                       |      |       |            |                        |      |       |            |                       |      |       |            |            |
| Intersection                                      | 05:15 PM               |      |       |            |                       |      |       |            |                        |      |       |            |                       |      |       |            |            |
| Volume  | 0                      | 0    | 0     | 0          | 278                   | 1765 | 0     | 2043       | 379                    | 0    | 412   | 791        | 0                     | 1159 | 140   | 1299       | 4133       |
| Percent   | 0.0                    | 0.0  | 0.0   |            | 13.6                  | 86.4 | 0.0   |            | 47.9                   | 0.0  | 52.1  |            | 0.0                   | 89.2 | 10.8  |            |            |
| 05:15 Volume                                      | 0                      | 0    | 0     | 0          | 83                    | 429  | 0     | 512        | 111                    | 0    | 126   | 237        | 0                     | 287  | 27    | 314        | 1063       |
| Peak Factor                                       |                        |      |       |            |                       |      |       |            |                        |      |       |            |                       |      |       |            |            |
| High Int.   |                        |      |       |            |                       |      |       |            |                        |      |       |            |                       |      |       |            |            |
| Volume  | 05:30 PM               |      |       |            | 05:15 PM              |      |       |            | 06:00 PM               |      |       |            |                       |      |       |            |            |
| Peak Factor                                       | 0                      | 0    | 0     | 0          | 64                    | 472  | 0     | 536        | 111                    | 0    | 126   | 237        | 0                     | 329  | 44    | 373        | 0.972      |
|   |                        |      |       |            | 0.953                 |      |       |            | 0.834                  |      |       |            | 0.871                 |      |       |            |            |





City Of Los Angeles  
 Department Of Transportation  
**MANUAL TRAFFIC COUNT SUMMARY**

STREET:  
 North/South VETERAN AV  
 East/West WILSHIRE BL  
 Day: TUESDAY Date: October 21, 2008 Weather: SUNNY  
 Hours: 7-10AM 3-6PM Chekrs: THOMPSON  
 School Day: YES District: WESTERN US CODE 13997

|                     | N/B | S/B | E/B | W/B |
|---------------------|-----|-----|-----|-----|
| <b>DUAL-WHEELED</b> | 57  | 52  | 271 | 219 |
| <b>BIKES</b>        | 65  | 35  | 23  | 1   |
| <b>BUSES</b>        | 1   | 3   | 213 | 262 |

|                    | N/B TIME  | S/B TIME  | E/B TIME  | W/B TIME  |
|--------------------|-----------|-----------|-----------|-----------|
| <i>AMPK 15 MIN</i> | 281 9.00  | 137 8.15  | 1123 8.30 | 669 8.15  |
| <i>PMPK 15 MIN</i> | 311 5.30  | 338 5.30  | 659 5.30  | 738 5.30  |
| <i>AMPK HOUR</i>   | 1055 8.15 | 462 8.15  | 4350 8.00 | 2511 8.00 |
| <i>PMPK HOUR</i>   | 1188 4.45 | 1198 4.45 | 2565 3.15 | 2853 5.00 |

**NORTHBOUND Approach**

| Hours        | Lt          | Th          | Rt         | Total       |
|--------------|-------------|-------------|------------|-------------|
| 7-8          | 177         | 387         | 81         | 645         |
| 8-9          | 221         | 621         | 150        | 992         |
| 9-10         | 212         | 588         | 149        | 949         |
| 3-4          | 246         | 403         | 117        | 766         |
| 4-5          | 258         | 609         | 142        | 1009        |
| 5-6          | 266         | 691         | 198        | 1155        |
| <b>TOTAL</b> | <b>1380</b> | <b>3299</b> | <b>837</b> | <b>5516</b> |

**SOUTHBOUND Approach**

| Hours        | Lt         | Th          | Rt          | Total       |
|--------------|------------|-------------|-------------|-------------|
| 7-8          | 70         | 74          | 298         | 442         |
| 8-9          | 115        | 120         | 205         | 440         |
| 9-10         | 107        | 135         | 157         | 399         |
| 3-4          | 31         | 276         | 611         | 918         |
| 4-5          | 30         | 336         | 653         | 1019        |
| 5-6          | 40         | 382         | 710         | 1132        |
| <b>TOTAL</b> | <b>393</b> | <b>1323</b> | <b>2634</b> | <b>4350</b> |

**TOTAL**

**XING S/L**

**XING N/L**

| N-S         | Ped        | Sch      | Ped       | Sch      |
|-------------|------------|----------|-----------|----------|
| 1087        | 54         | 0        | 11        | 0        |
| 1432        | 70         | 0        | 7         | 0        |
| 1348        | 70         | 1        | 7         | 0        |
| 1684        | 98         | 0        | 19        | 0        |
| 2028        | 62         | 0        | 15        | 0        |
| 2287        | 72         | 0        | 15        | 0        |
| <b>9866</b> | <b>426</b> | <b>1</b> | <b>74</b> | <b>0</b> |

**EASTBOUND Approach**

| Hours        | Lt          | Th           | Rt         | Total        |
|--------------|-------------|--------------|------------|--------------|
| 7-8          | 506         | 2958         | 153        | 3617         |
| 8-9          | 526         | 3653         | 171        | 4350         |
| 9-10         | 471         | 3279         | 169        | 3919         |
| 3-4          | 300         | 2171         | 81         | 2552         |
| 4-5          | 288         | 2152         | 87         | 2527         |
| 5-6          | 271         | 2215         | 78         | 2564         |
| <b>TOTAL</b> | <b>2362</b> | <b>16428</b> | <b>739</b> | <b>19529</b> |

**WESTBOUND Approach**

| Hours        | Lt         | Th           | Rt         | Total        |
|--------------|------------|--------------|------------|--------------|
| 7-8          | 43         | 1975         | 117        | 2135         |
| 8-9          | 68         | 2402         | 41         | 2511         |
| 9-10         | 78         | 2224         | 28         | 2330         |
| 3-4          | 44         | 2441         | 14         | 2499         |
| 4-5          | 54         | 2554         | 18         | 2626         |
| 5-6          | 75         | 2756         | 22         | 2853         |
| <b>TOTAL</b> | <b>362</b> | <b>14352</b> | <b>240</b> | <b>14954</b> |

**TOTAL**

**XING W/L**

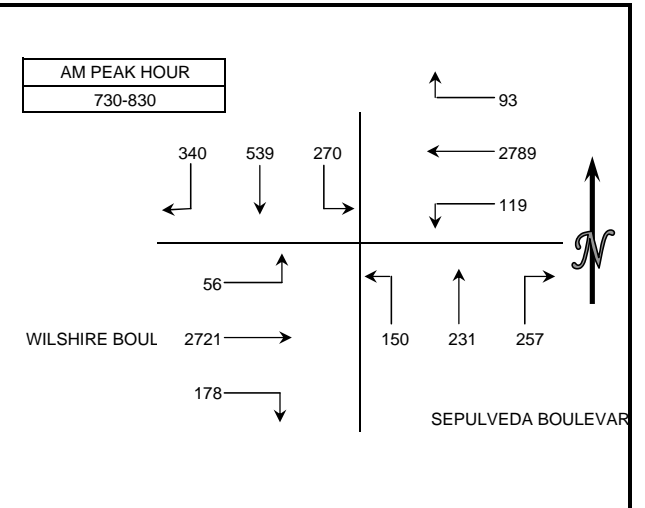
**XING E/L**

| E-W          | Ped       | Sch      | Ped        | Sch      |
|--------------|-----------|----------|------------|----------|
| 5752         | 11        | 0        | 41         | 0        |
| 6861         | 14        | 3        | 71         | 0        |
| 6249         | 4         | 0        | 59         | 0        |
| 5051         | 18        | 0        | 32         | 0        |
| 5153         | 18        | 0        | 45         | 0        |
| 5417         | 19        | 0        | 28         | 0        |
| <b>34483</b> | <b>84</b> | <b>3</b> | <b>276</b> | <b>0</b> |

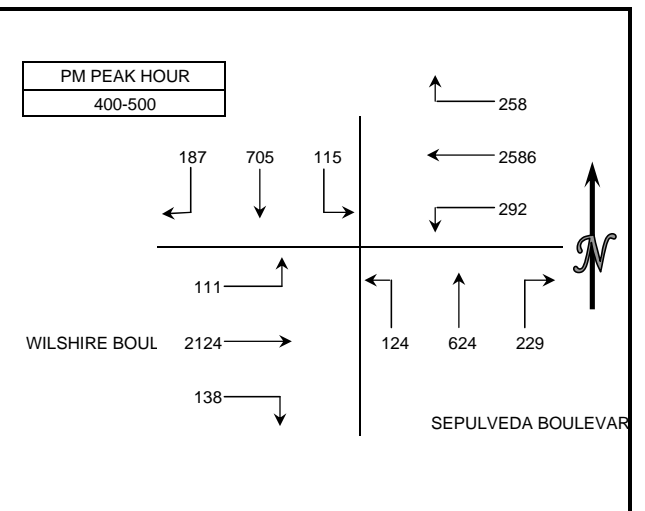
## INTERSECTION TURNING MOVEMENT COUNT SUMMARY

CLIENT: FEHR AND PEERS  
 PROJECT: WESTSIDE EXTENSION TRANSIT CORRIDOR COUNT PROGRAM  
 DATE: THURSDAY MAY 21, 2009  
 PERIODS: 7:00 AM TO 9:00 AM AND 4:00 PM TO 6:00 PM  
 INTERSECTION: N/S SEPULVEDA BOULEVARD  
 E/W WILSHIRE BOULEVARD  
 CITY: WEST LOS ANGELES

| 15 MIN COUNTS |        |        |        |        |        |        |        |        |        |         |         |         |       | 7:00 AM TO 9:00 AM |  |  |  |  |  |  |  |  |  |  |  |  |  |
|---------------|--------|--------|--------|--------|--------|--------|--------|--------|--------|---------|---------|---------|-------|--------------------|--|--|--|--|--|--|--|--|--|--|--|--|--|
| PERIOD        | 1 SBRT | 2 SBTH | 3 SBLT | 4 WBRT | 5 WBTH | 6 WBLT | 7 NBRT | 8 NBTH | 9 NBLT | 10 EBRT | 11 EBTH | 12 EBLT | TOTAL |                    |  |  |  |  |  |  |  |  |  |  |  |  |  |
| 700-715       | 68     | 88     | 42     | 17     | 631    | 14     | 42     | 42     | 21     | 40      | 547     | 9       | 1561  |                    |  |  |  |  |  |  |  |  |  |  |  |  |  |
| 715-730       | 78     | 92     | 57     | 20     | 640    | 22     | 51     | 34     | 30     | 35      | 560     | 12      | 1631  |                    |  |  |  |  |  |  |  |  |  |  |  |  |  |
| 730-745       | 76     | 102    | 56     | 23     | 713    | 28     | 56     | 54     | 38     | 48      | 672     | 13      | 1879  |                    |  |  |  |  |  |  |  |  |  |  |  |  |  |
| 745-800       | 89     | 135    | 62     | 25     | 692    | 34     | 61     | 62     | 38     | 46      | 716     | 13      | 1973  |                    |  |  |  |  |  |  |  |  |  |  |  |  |  |
| 800-815       | 91     | 138    | 79     | 22     | 684    | 27     | 66     | 65     | 43     | 45      | 700     | 15      | 1975  |                    |  |  |  |  |  |  |  |  |  |  |  |  |  |
| 815-830       | 84     | 164    | 73     | 23     | 700    | 30     | 74     | 50     | 31     | 39      | 633     | 15      | 1916  |                    |  |  |  |  |  |  |  |  |  |  |  |  |  |
| 830-845       | 82     | 157    | 64     | 22     | 684    | 26     | 88     | 58     | 30     | 37      | 604     | 12      | 1864  |                    |  |  |  |  |  |  |  |  |  |  |  |  |  |
| 845-900       | 70     | 149    | 58     | 16     | 709    | 30     | 84     | 66     | 34     | 37      | 649     | 15      | 1917  |                    |  |  |  |  |  |  |  |  |  |  |  |  |  |
| HOUR TOTALS   |        |        |        |        |        |        |        |        |        |         |         |         |       |                    |  |  |  |  |  |  |  |  |  |  |  |  |  |
| TIME          | 1 SBRT | 2 SBTH | 3 SBLT | 4 WBRT | 5 WBTH | 6 WBLT | 7 NBRT | 8 NBTH | 9 NBLT | 10 EBRT | 11 EBTH | 12 EBLT | TOTAL |                    |  |  |  |  |  |  |  |  |  |  |  |  |  |
| 700-800       | 311    | 417    | 217    | 85     | 2676   | 98     | 210    | 192    | 127    | 169     | 2495    | 47      | 7044  |                    |  |  |  |  |  |  |  |  |  |  |  |  |  |
| 715-815       | 334    | 467    | 254    | 90     | 2729   | 111    | 234    | 215    | 149    | 174     | 2648    | 53      | 7458  |                    |  |  |  |  |  |  |  |  |  |  |  |  |  |
| 730-830       | 340    | 539    | 270    | 93     | 2789   | 119    | 257    | 231    | 150    | 178     | 2721    | 56      | 7743  |                    |  |  |  |  |  |  |  |  |  |  |  |  |  |
| 745-845       | 346    | 594    | 278    | 92     | 2760   | 117    | 289    | 235    | 142    | 167     | 2653    | 55      | 7728  |                    |  |  |  |  |  |  |  |  |  |  |  |  |  |
| 800-900       | 327    | 608    | 274    | 83     | 2777   | 113    | 312    | 239    | 138    | 158     | 2586    | 57      | 7672  |                    |  |  |  |  |  |  |  |  |  |  |  |  |  |



| 15 MIN COUNTS |        |        |        |        |        |        |        |        |        |         |         |         |       | 4:00 PM TO 6:00 PM |  |  |  |  |  |  |  |  |  |  |  |  |  |
|---------------|--------|--------|--------|--------|--------|--------|--------|--------|--------|---------|---------|---------|-------|--------------------|--|--|--|--|--|--|--|--|--|--|--|--|--|
| PERIOD        | 1 SBRT | 2 SBTH | 3 SBLT | 4 WBRT | 5 WBTH | 6 WBLT | 7 NBRT | 8 NBTH | 9 NBLT | 10 EBRT | 11 EBTH | 12 EBLT | TOTAL |                    |  |  |  |  |  |  |  |  |  |  |  |  |  |
| 400-415       | 42     | 180    | 31     | 71     | 646    | 79     | 52     | 155    | 33     | 42      | 594     | 23      | 1948  |                    |  |  |  |  |  |  |  |  |  |  |  |  |  |
| 415-430       | 48     | 178    | 32     | 66     | 623    | 71     | 50     | 156    | 35     | 35      | 533     | 33      | 1860  |                    |  |  |  |  |  |  |  |  |  |  |  |  |  |
| 430-445       | 50     | 180    | 29     | 58     | 629    | 75     | 57     | 165    | 22     | 28      | 487     | 32      | 1812  |                    |  |  |  |  |  |  |  |  |  |  |  |  |  |
| 445-500       | 47     | 167    | 23     | 63     | 688    | 67     | 70     | 148    | 34     | 33      | 510     | 23      | 1873  |                    |  |  |  |  |  |  |  |  |  |  |  |  |  |
| 500-515       | 41     | 156    | 26     | 49     | 724    | 87     | 77     | 131    | 23     | 22      | 470     | 23      | 1829  |                    |  |  |  |  |  |  |  |  |  |  |  |  |  |
| 515-530       | 57     | 142    | 27     | 48     | 684    | 68     | 71     | 119    | 28     | 26      | 484     | 31      | 1785  |                    |  |  |  |  |  |  |  |  |  |  |  |  |  |
| 530-545       | 40     | 150    | 26     | 52     | 670    | 79     | 76     | 103    | 32     | 25      | 528     | 25      | 1806  |                    |  |  |  |  |  |  |  |  |  |  |  |  |  |
| 545-600       | 38     | 156    | 37     | 52     | 696    | 63     | 64     | 94     | 29     | 22      | 470     | 28      | 1749  |                    |  |  |  |  |  |  |  |  |  |  |  |  |  |
| HOUR TOTALS   |        |        |        |        |        |        |        |        |        |         |         |         |       |                    |  |  |  |  |  |  |  |  |  |  |  |  |  |
| TIME          | 1 SBRT | 2 SBTH | 3 SBLT | 4 WBRT | 5 WBTH | 6 WBLT | 7 NBRT | 8 NBTH | 9 NBLT | 10 EBRT | 11 EBTH | 12 EBLT | TOTAL |                    |  |  |  |  |  |  |  |  |  |  |  |  |  |
| 400-500       | 187    | 705    | 115    | 258    | 2586   | 292    | 229    | 624    | 124    | 138     | 2124    | 111     | 7493  |                    |  |  |  |  |  |  |  |  |  |  |  |  |  |
| 415-515       | 186    | 681    | 110    | 236    | 2664   | 300    | 254    | 600    | 114    | 118     | 2000    | 111     | 7374  |                    |  |  |  |  |  |  |  |  |  |  |  |  |  |
| 430-530       | 195    | 645    | 105    | 218    | 2725   | 297    | 275    | 563    | 107    | 109     | 1951    | 109     | 7299  |                    |  |  |  |  |  |  |  |  |  |  |  |  |  |
| 445-545       | 185    | 615    | 102    | 212    | 2766   | 301    | 294    | 501    | 117    | 106     | 1992    | 102     | 7293  |                    |  |  |  |  |  |  |  |  |  |  |  |  |  |
| 500-600       | 176    | 604    | 116    | 201    | 2774   | 297    | 288    | 447    | 112    | 95      | 1952    | 107     | 7169  |                    |  |  |  |  |  |  |  |  |  |  |  |  |  |



City Traffic Counters  
626.256.4171

File Name : SepOlymp  
Site Code : 00000000  
Start Date : 10/23/2008  
Page No : 1

Groups Printed- 1 - Unshifted

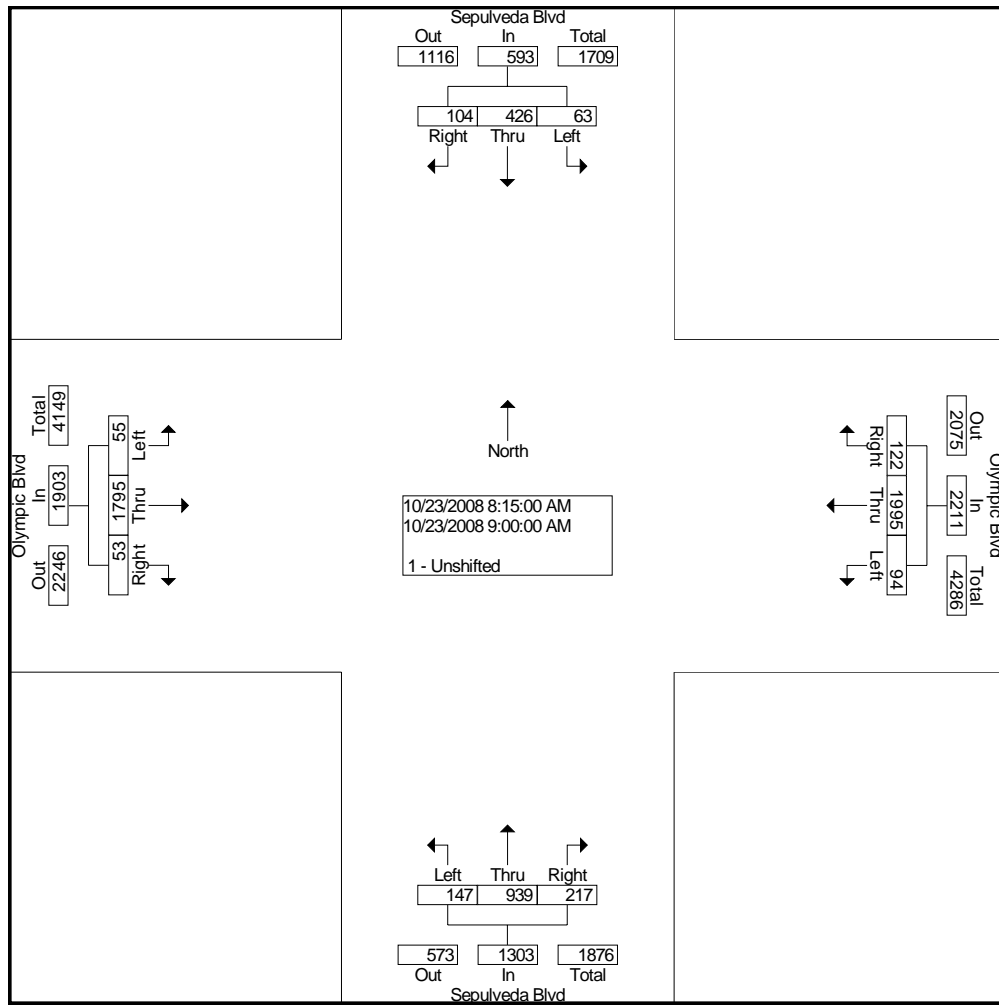
| Start Time  | Sepulveda Blvd Southbound |      |       | Olympic Blvd Westbound |       |       | Sepulveda Blvd Northbound |      |       | Olympic Blvd Eastbound |      |       | Int. Total |
|-------------|---------------------------|------|-------|------------------------|-------|-------|---------------------------|------|-------|------------------------|------|-------|------------|
|             | Left                      | Thru | Right | Left                   | Thru  | Right | Left                      | Thru | Right | Left                   | Thru | Right |            |
| Factor      | 1.0                       | 1.0  | 1.0   | 1.0                    | 1.0   | 1.0   | 1.0                       | 1.0  | 1.0   | 1.0                    | 1.0  | 1.0   |            |
| 07:00 AM    | 11                        | 52   | 7     | 11                     | 225   | 16    | 13                        | 160  | 25    | 9                      | 123  | 10    | 662        |
| 07:15 AM    | 16                        | 66   | 20    | 22                     | 328   | 25    | 26                        | 180  | 30    | 13                     | 175  | 15    | 916        |
| 07:30 AM    | 15                        | 92   | 23    | 18                     | 449   | 32    | 44                        | 227  | 49    | 14                     | 247  | 18    | 1228       |
| 07:45 AM    | 20                        | 98   | 20    | 23                     | 522   | 27    | 43                        | 257  | 49    | 15                     | 361  | 30    | 1465       |
| Total       | 62                        | 308  | 70    | 74                     | 1524  | 100   | 126                       | 824  | 153   | 51                     | 906  | 73    | 4271       |
| 08:00 AM    | 7                         | 103  | 23    | 20                     | 473   | 24    | 47                        | 204  | 38    | 18                     | 419  | 12    | 1388       |
| 08:15 AM    | 18                        | 103  | 22    | 23                     | 505   | 28    | 44                        | 225  | 72    | 18                     | 408  | 18    | 1484       |
| 08:30 AM    | 13                        | 99   | 25    | 23                     | 467   | 23    | 30                        | 248  | 32    | 18                     | 508  | 19    | 1505       |
| 08:45 AM    | 18                        | 114  | 32    | 24                     | 502   | 33    | 37                        | 271  | 59    | 7                      | 457  | 5     | 1559       |
| Total       | 56                        | 419  | 102   | 90                     | 1947  | 108   | 158                       | 948  | 201   | 61                     | 1792 | 54    | 5936       |
| 09:00 AM    | 14                        | 110  | 25    | 24                     | 521   | 38    | 36                        | 195  | 54    | 12                     | 422  | 11    | 1462       |
| 09:15 AM    | 15                        | 117  | 25    | 33                     | 430   | 28    | 33                        | 242  | 55    | 18                     | 390  | 27    | 1413       |
| 09:30 AM    | 25                        | 126  | 21    | 28                     | 464   | 29    | 31                        | 202  | 47    | 21                     | 374  | 11    | 1379       |
| 09:45 AM    | 24                        | 100  | 37    | 26                     | 398   | 23    | 27                        | 224  | 46    | 24                     | 361  | 19    | 1309       |
| Total       | 78                        | 453  | 108   | 111                    | 1813  | 118   | 127                       | 863  | 202   | 75                     | 1547 | 68    | 5563       |
| 04:00 PM    | 18                        | 179  | 24    | 50                     | 432   | 31    | 24                        | 249  | 30    | 28                     | 383  | 43    | 1491       |
| 04:15 PM    | 17                        | 230  | 39    | 46                     | 418   | 32    | 23                        | 231  | 28    | 32                     | 361  | 38    | 1495       |
| 04:30 PM    | 19                        | 194  | 27    | 36                     | 439   | 32    | 16                        | 269  | 32    | 32                     | 377  | 46    | 1519       |
| 04:45 PM    | 19                        | 243  | 21    | 35                     | 407   | 30    | 27                        | 306  | 36    | 23                     | 346  | 42    | 1535       |
| Total       | 73                        | 846  | 111   | 167                    | 1696  | 125   | 90                        | 1055 | 126   | 115                    | 1467 | 169   | 6040       |
| 05:00 PM    | 22                        | 162  | 19    | 40                     | 464   | 22    | 18                        | 237  | 31    | 33                     | 365  | 38    | 1451       |
| 05:15 PM    | 17                        | 261  | 25    | 39                     | 548   | 27    | 16                        | 266  | 35    | 17                     | 370  | 28    | 1649       |
| 05:30 PM    | 18                        | 201  | 12    | 52                     | 583   | 32    | 18                        | 264  | 34    | 24                     | 413  | 35    | 1686       |
| 05:45 PM    | 17                        | 224  | 28    | 42                     | 592   | 39    | 25                        | 250  | 49    | 18                     | 377  | 31    | 1692       |
| Total       | 74                        | 848  | 84    | 173                    | 2187  | 120   | 77                        | 1017 | 149   | 92                     | 1525 | 132   | 6478       |
| 06:00 PM    | 19                        | 169  | 29    | 55                     | 659   | 46    | 28                        | 264  | 27    | 22                     | 409  | 41    | 1768       |
| 06:15 PM    | 17                        | 175  | 25    | 55                     | 611   | 33    | 28                        | 284  | 32    | 28                     | 355  | 39    | 1682       |
| 06:30 PM    | 17                        | 150  | 31    | 52                     | 645   | 41    | 22                        | 272  | 32    | 35                     | 426  | 25    | 1748       |
| 06:45 PM    | 18                        | 163  | 28    | 43                     | 611   | 35    | 23                        | 328  | 27    | 35                     | 416  | 27    | 1754       |
| Total       | 71                        | 657  | 113   | 205                    | 2526  | 155   | 101                       | 1148 | 118   | 120                    | 1606 | 132   | 6952       |
| Grand Total | 414                       | 3531 | 588   | 820                    | 11693 | 726   | 679                       | 5855 | 949   | 514                    | 8843 | 628   | 35240      |
| Apprch %    | 9.1                       | 77.9 | 13.0  | 6.2                    | 88.3  | 5.5   | 9.1                       | 78.2 | 12.7  | 5.1                    | 88.6 | 6.3   |            |
| Total %     | 1.2                       | 10.0 | 1.7   | 2.3                    | 33.2  | 2.1   | 1.9                       | 16.6 | 2.7   | 1.5                    | 25.1 | 1.8   |            |

# City Traffic Counters

626.256.4171

File Name : SepOlymp  
 Site Code : 00000000  
 Start Date : 10/23/2008  
 Page No : 2

| Start Time  | Sepulveda Blvd Southbound |      |       |            | Olympic Blvd Westbound |      |       |            | Sepulveda Blvd Northbound |      |       |            | Olympic Blvd Eastbound |      |       |            | Int. Total |
|---|---------------------------|------|-------|------------|------------------------|------|-------|------------|---------------------------|------|-------|------------|------------------------|------|-------|------------|------------|
|   | Left                      | Thru | Right | App. Total | Left                   | Thru | Right | App. Total | Left                      | Thru | Right | App. Total | Left                   | Thru | Right | App. Total |            |
| Peak Hour From 07:00 AM to 01:00 PM - Peak 1 of 1 |                           |      |       |            |                        |      |       |            |                           |      |       |            |                        |      |       |            |            |
| Intersection                                      | 08:15 AM                  |      |       |            |                        |      |       |            |                           |      |       |            |                        |      |       |            |            |
| Volume  | 63                        | 426  | 104   | 593        | 94                     | 1995 | 122   | 2211       | 147                       | 939  | 217   | 1303       | 55                     | 1795 | 53    | 1903       | 6010       |
| Percent   | 10.6                      | 71.8 | 17.5  |            | 4.3                    | 90.2 | 5.5   |            | 11.3                      | 72.1 | 16.7  |            | 2.9                    | 94.3 | 2.8   |            |            |
| 08:45 Volume                                      | 18                        | 114  | 32    | 164        | 24                     | 502  | 33    | 559        | 37                        | 271  | 59    | 367        | 7                      | 457  | 5     | 469        | 1559       |
| Peak Factor                                       | 0.964                     |      |       |            |                        |      |       |            |                           |      |       |            |                        |      |       |            |            |
| High Int.   | 08:45 AM                  |      |       |            | 09:00 AM               |      |       |            | 08:45 AM                  |      |       |            | 08:30 AM               |      |       |            |            |
| Volume  | 18                        | 114  | 32    | 164        | 24                     | 521  | 38    | 583        | 37                        | 271  | 59    | 367        | 18                     | 508  | 19    | 545        |            |
| Peak Factor                                       | 0.904                     |      |       |            | 0.948                  |      |       |            | 0.888                     |      |       |            | 0.873                  |      |       |            |            |

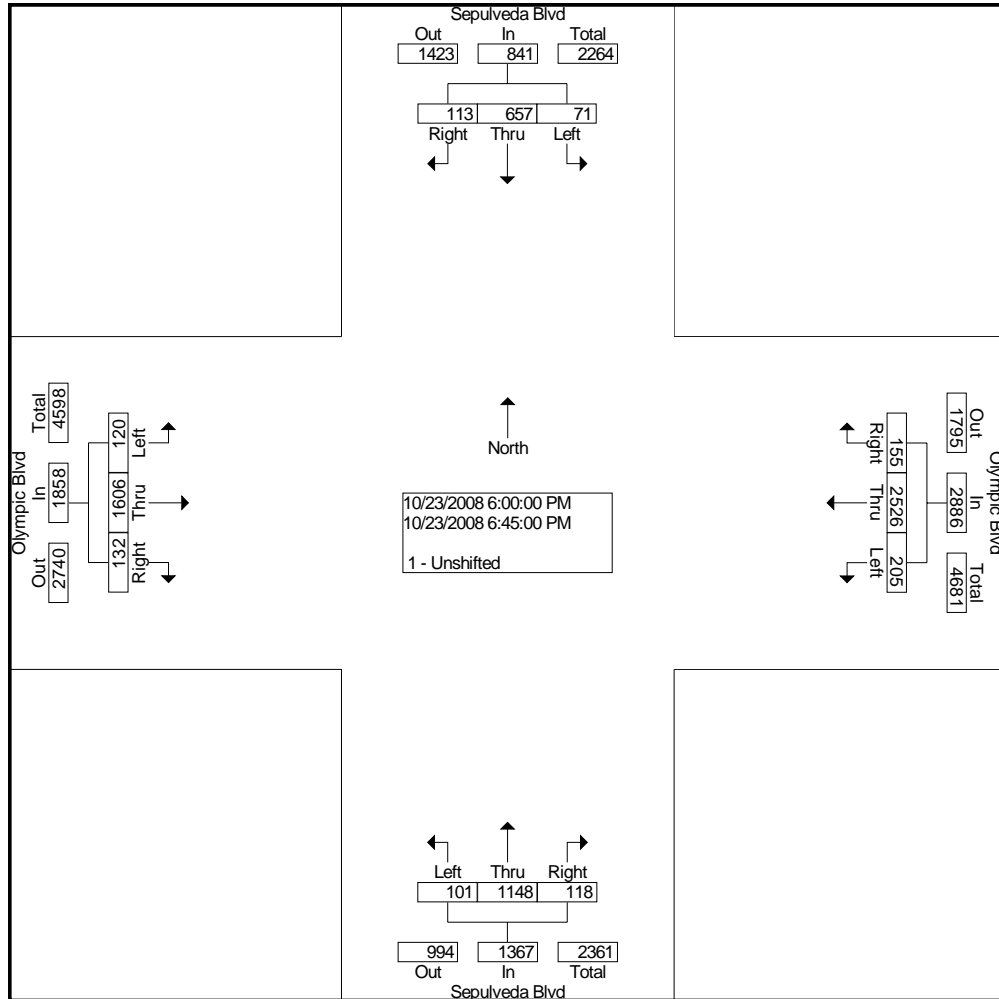




City Traffic Counters  
626.256.4171

File Name : SepOlymp  
Site Code : 00000000  
Start Date : 10/23/2008  
Page No : 3

| Start Time  | Sepulveda Blvd Southbound |      |       |            | Olympic Blvd Westbound |      |       |            | Sepulveda Blvd Northbound |      |       |            | Olympic Blvd Eastbound |      |       |            | Int. Total |
|---|---------------------------|------|-------|------------|------------------------|------|-------|------------|---------------------------|------|-------|------------|------------------------|------|-------|------------|------------|
|   | Left                      | Thru | Right | App. Total | Left                   | Thru | Right | App. Total | Left                      | Thru | Right | App. Total | Left                   | Thru | Right | App. Total |            |
| Peak Hour From 01:15 PM to 06:45 PM - Peak 1 of 1 |                           |      |       |            |                        |      |       |            |                           |      |       |            |                        |      |       |            |            |
| Intersection                                      | 06:00 PM                  |      |       |            |                        |      |       |            |                           |      |       |            |                        |      |       |            |            |
| Volume  | 71                        | 657  | 113   | 841        | 205                    | 2526 | 155   | 2886       | 101                       | 1148 | 118   | 1367       | 120                    | 1606 | 132   | 1858       | 6952       |
| Percent   | 8.4                       | 78.1 | 13.4  |            | 7.1                    | 87.5 | 5.4   |            | 7.4                       | 84.0 | 8.6   |            | 6.5                    | 86.4 | 7.1   |            |            |
| 06:00 Volume                                      | 19                        | 169  | 29    | 217        | 55                     | 659  | 46    | 760        | 28                        | 264  | 27    | 319        | 22                     | 409  | 41    | 472        | 1768       |
| Peak Factor                                       | 0.983                     |      |       |            |                        |      |       |            |                           |      |       |            |                        |      |       |            |            |
| High Int.   | 06:00 PM                  |      |       |            |                        |      |       |            |                           |      |       |            |                        |      |       |            |            |
| Volume  | 19                        | 169  | 29    | 217        | 55                     | 659  | 46    | 760        | 23                        | 328  | 27    | 378        | 35                     | 426  | 25    | 486        |            |
| Peak Factor                                       | 0.969                     |      |       |            | 0.949                  |      |       |            | 0.904                     |      |       |            | 0.956                  |      |       |            |            |



City Traffic Counters  
626.256.4171

File Name : SepPico  
Site Code : 00000000  
Start Date : 10/28/2008  
Page No : 1

Groups Printed- 1 - Unshifted

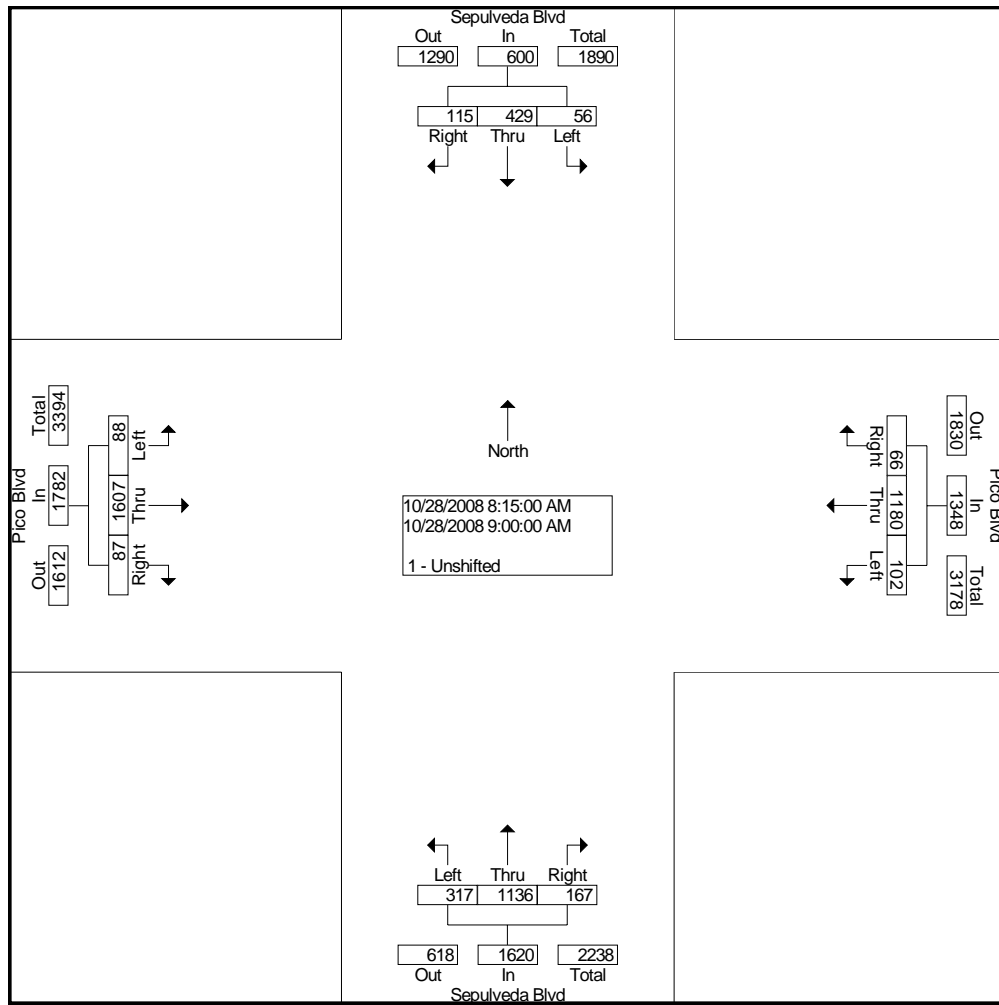
| Start Time  | Sepulveda Blvd Southbound |      |       | Pico Blvd Westbound |      |       | Sepulveda Blvd Northbound |      |       | Pico Blvd Eastbound |      |       | Int. Total |
|-------------|---------------------------|------|-------|---------------------|------|-------|---------------------------|------|-------|---------------------|------|-------|------------|
|             | Left                      | Thru | Right | Left                | Thru | Right | Left                      | Thru | Right | Left                | Thru | Right |            |
| Factor      | 1.0                       | 1.0  | 1.0   | 1.0                 | 1.0  | 1.0   | 1.0                       | 1.0  | 1.0   | 1.0                 | 1.0  | 1.0   |            |
| 07:00 AM    | 7                         | 55   | 10    | 22                  | 169  | 19    | 48                        | 202  | 28    | 13                  | 97   | 14    | 684        |
| 07:15 AM    | 9                         | 58   | 16    | 26                  | 217  | 22    | 64                        | 209  | 27    | 21                  | 170  | 11    | 850        |
| 07:30 AM    | 14                        | 105  | 15    | 25                  | 281  | 20    | 74                        | 302  | 36    | 13                  | 200  | 15    | 1100       |
| 07:45 AM    | 12                        | 81   | 23    | 22                  | 314  | 16    | 86                        | 278  | 36    | 18                  | 307  | 12    | 1205       |
| Total       | 42                        | 299  | 64    | 95                  | 981  | 77    | 272                       | 991  | 127   | 65                  | 774  | 52    | 3839       |
| 08:00 AM    | 17                        | 94   | 25    | 27                  | 314  | 20    | 95                        | 273  | 46    | 22                  | 328  | 16    | 1277       |
| 08:15 AM    | 14                        | 106  | 25    | 22                  | 303  | 21    | 71                        | 273  | 37    | 17                  | 394  | 18    | 1301       |
| 08:30 AM    | 16                        | 120  | 26    | 30                  | 302  | 14    | 83                        | 302  | 52    | 19                  | 380  | 27    | 1371       |
| 08:45 AM    | 13                        | 96   | 25    | 34                  | 294  | 17    | 73                        | 286  | 36    | 31                  | 437  | 22    | 1364       |
| Total       | 60                        | 416  | 101   | 113                 | 1213 | 72    | 322                       | 1134 | 171   | 89                  | 1539 | 83    | 5313       |
| 09:00 AM    | 13                        | 107  | 39    | 16                  | 281  | 14    | 90                        | 275  | 42    | 21                  | 396  | 20    | 1314       |
| 09:15 AM    | 15                        | 112  | 21    | 26                  | 255  | 13    | 70                        | 282  | 40    | 24                  | 330  | 25    | 1213       |
| 09:30 AM    | 14                        | 102  | 24    | 21                  | 263  | 17    | 74                        | 235  | 43    | 20                  | 280  | 29    | 1122       |
| 09:45 AM    | 17                        | 107  | 22    | 27                  | 251  | 23    | 66                        | 191  | 43    | 19                  | 270  | 36    | 1072       |
| Total       | 59                        | 428  | 106   | 90                  | 1050 | 67    | 300                       | 983  | 168   | 84                  | 1276 | 110   | 4721       |
| 04:00 PM    | 18                        | 253  | 34    | 52                  | 258  | 39    | 56                        | 223  | 46    | 19                  | 293  | 66    | 1357       |
| 04:15 PM    | 25                        | 266  | 22    | 59                  | 289  | 30    | 45                        | 284  | 50    | 16                  | 286  | 46    | 1418       |
| 04:30 PM    | 17                        | 236  | 20    | 56                  | 297  | 35    | 59                        | 256  | 49    | 28                  | 340  | 55    | 1448       |
| 04:45 PM    | 15                        | 235  | 37    | 44                  | 308  | 34    | 52                        | 285  | 46    | 15                  | 333  | 35    | 1439       |
| Total       | 75                        | 990  | 113   | 211                 | 1152 | 138   | 212                       | 1048 | 191   | 78                  | 1252 | 202   | 5662       |
| 05:00 PM    | 14                        | 229  | 32    | 57                  | 325  | 38    | 46                        | 261  | 32    | 23                  | 342  | 53    | 1452       |
| 05:15 PM    | 19                        | 242  | 22    | 69                  | 350  | 50    | 61                        | 270  | 68    | 20                  | 272  | 51    | 1494       |
| 05:30 PM    | 20                        | 250  | 24    | 64                  | 342  | 31    | 52                        | 224  | 38    | 20                  | 364  | 60    | 1489       |
| 05:45 PM    | 16                        | 249  | 28    | 56                  | 361  | 42    | 54                        | 284  | 48    | 17                  | 278  | 49    | 1482       |
| Total       | 69                        | 970  | 106   | 246                 | 1378 | 161   | 213                       | 1039 | 186   | 80                  | 1256 | 213   | 5917       |
| 06:00 PM    | 13                        | 234  | 21    | 55                  | 395  | 34    | 49                        | 241  | 41    | 19                  | 326  | 47    | 1475       |
| 06:15 PM    | 15                        | 218  | 26    | 47                  | 407  | 41    | 52                        | 260  | 39    | 21                  | 340  | 40    | 1506       |
| 06:30 PM    | 14                        | 240  | 29    | 42                  | 382  | 39    | 55                        | 257  | 44    | 20                  | 321  | 45    | 1488       |
| 06:45 PM    | 18                        | 210  | 27    | 53                  | 375  | 37    | 60                        | 262  | 56    | 20                  | 306  | 33    | 1457       |
| Total       | 60                        | 902  | 103   | 197                 | 1559 | 151   | 216                       | 1020 | 180   | 80                  | 1293 | 165   | 5926       |
| Grand Total | 365                       | 4005 | 593   | 952                 | 7333 | 666   | 1535                      | 6215 | 1023  | 476                 | 7390 | 825   | 31378      |
| Apprch %    | 7.4                       | 80.7 | 11.9  | 10.6                | 81.9 | 7.4   | 17.5                      | 70.8 | 11.7  | 5.5                 | 85.0 | 9.5   |            |
| Total %     | 1.2                       | 12.8 | 1.9   | 3.0                 | 23.4 | 2.1   | 4.9                       | 19.8 | 3.3   | 1.5                 | 23.6 | 2.6   |            |

# City Traffic Counters

626.256.4171

File Name : SepPico  
 Site Code : 00000000  
 Start Date : 10/28/2008  
 Page No : 2

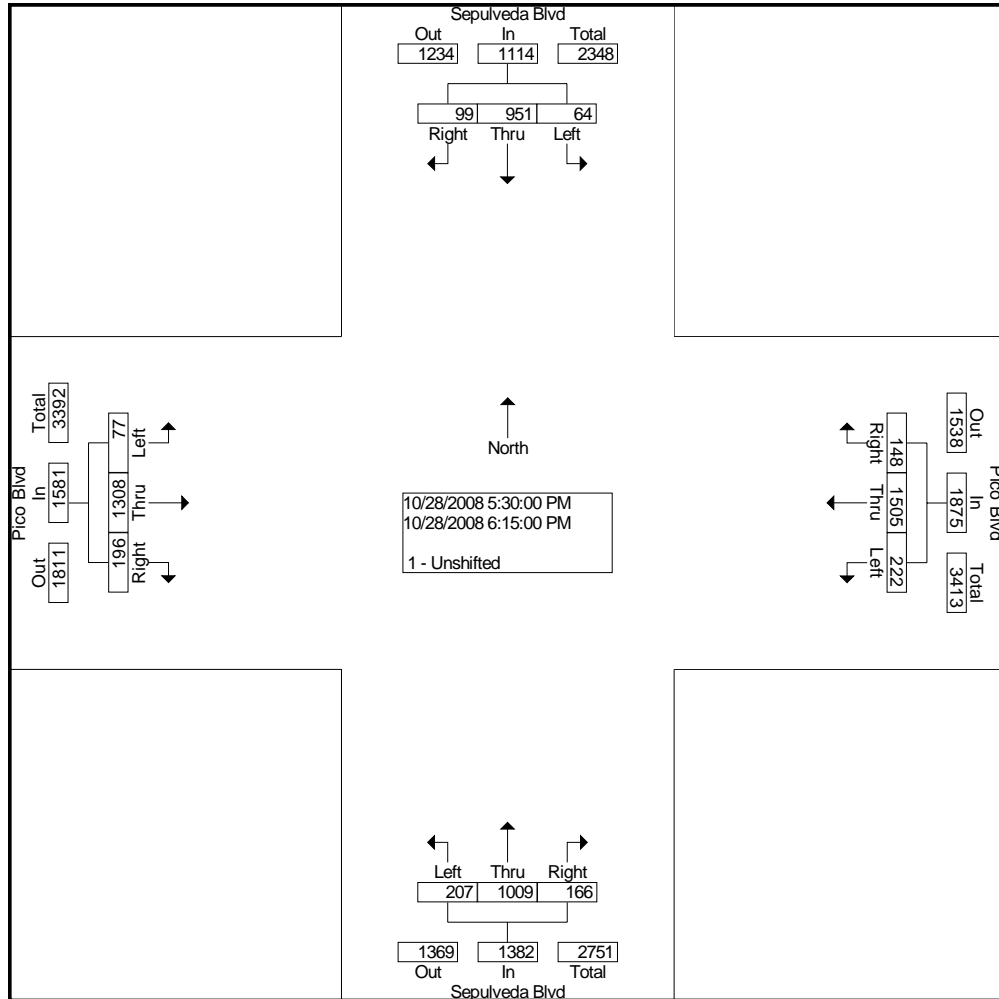
| Start Time  | Sepulveda Blvd Southbound |      |       |            | Pico Blvd Westbound |      |       |            | Sepulveda Blvd Northbound |      |       |            | Pico Blvd Eastbound |      |       |            | Int. Total |
|---|---------------------------|------|-------|------------|---------------------|------|-------|------------|---------------------------|------|-------|------------|---------------------|------|-------|------------|------------|
|   | Left                      | Thru | Right | App. Total | Left                | Thru | Right | App. Total | Left                      | Thru | Right | App. Total | Left                | Thru | Right | App. Total |            |
| Peak Hour From 07:00 AM to 01:00 PM - Peak 1 of 1 |                           |      |       |            |                     |      |       |            |                           |      |       |            |                     |      |       |            |            |
| Intersection                                      | 08:15 AM                  |      |       |            |                     |      |       |            |                           |      |       |            |                     |      |       |            |            |
| Volume  | 56                        | 429  | 115   | 600        | 102                 | 1180 | 66    | 1348       | 317                       | 1136 | 167   | 1620       | 88                  | 1607 | 87    | 1782       | 5350       |
| Percent   | 9.3                       | 71.5 | 19.2  |            | 7.6                 | 87.5 | 4.9   |            | 19.6                      | 70.1 | 10.3  |            | 4.9                 | 90.2 | 4.9   |            |            |
| 08:30 Volume                                      | 16                        | 120  | 26    | 162        | 30                  | 302  | 14    | 346        | 83                        | 302  | 52    | 437        | 19                  | 380  | 27    | 426        | 1371       |
| Peak Factor                                       | 0.976                     |      |       |            |                     |      |       |            |                           |      |       |            |                     |      |       |            |            |
| High Int.   | 08:30 AM                  |      |       |            | 08:15 AM            |      |       |            | 08:30 AM                  |      |       |            | 08:45 AM            |      |       |            |            |
| Volume  | 16                        | 120  | 26    | 162        | 22                  | 303  | 21    | 346        | 83                        | 302  | 52    | 437        | 31                  | 437  | 22    | 490        |            |
| Peak Factor                                       | 0.926                     |      |       |            | 0.974               |      |       |            | 0.927                     |      |       |            | 0.909               |      |       |            |            |



City Traffic Counters  
626.256.4171

File Name : SepPico  
Site Code : 00000000  
Start Date : 10/28/2008  
Page No : 3

| Start Time  | Sepulveda Blvd Southbound |      |       |            | Pico Blvd Westbound |      |       |            | Sepulveda Blvd Northbound |      |       |            | Pico Blvd Eastbound |      |       |            | Int. Total |  |  |  |
|---|---------------------------|------|-------|------------|---------------------|------|-------|------------|---------------------------|------|-------|------------|---------------------|------|-------|------------|------------|--|--|--|
|   | Left                      | Thru | Right | App. Total | Left                | Thru | Right | App. Total | Left                      | Thru | Right | App. Total | Left                | Thru | Right | App. Total |            |  |  |  |
| Peak Hour From 01:15 PM to 06:45 PM - Peak 1 of 1 |                           |      |       |            |                     |      |       |            |                           |      |       |            |                     |      |       |            |            |  |  |  |
| Intersection                                      | 05:30 PM                  |      |       |            |                     |      |       |            |                           |      |       |            |                     |      |       |            |            |  |  |  |
| Volume  | 64                        | 951  | 99    | 1114       | 222                 | 1505 | 148   | 1875       | 207                       | 1009 | 166   | 1382       | 77                  | 1308 | 196   | 1581       | 5952       |  |  |  |
| Percent   | 5.7                       | 85.4 | 8.9   |            | 11.8                | 80.3 | 7.9   |            | 15.0                      | 73.0 | 12.0  |            | 4.9                 | 82.7 | 12.4  |            |            |  |  |  |
| 06:15   |                           |      |       |            |                     |      |       |            |                           |      |       |            |                     |      |       |            |            |  |  |  |
| Volume  | 15                        | 218  | 26    | 259        | 47                  | 407  | 41    | 495        | 52                        | 260  | 39    | 351        | 21                  | 340  | 40    | 401        | 1506       |  |  |  |
| Peak Factor                                       | 0.988                     |      |       |            |                     |      |       |            |                           |      |       |            |                     |      |       |            |            |  |  |  |
| High Int.   | 05:30 PM                  |      |       |            |                     |      |       |            |                           |      |       |            |                     |      |       |            |            |  |  |  |
| Volume  | 20                        | 250  | 24    | 294        | 06:15 PM            |      |       |            | 05:45 PM                  |      |       |            | 05:30 PM            |      |       |            |            |  |  |  |
| Peak Factor                                       | 0.947                     |      |       |            |                     |      |       |            | 0.947                     |      |       |            | 0.895               |      |       |            | 0.890      |  |  |  |



City Traffic Counters  
626.256.4171

File Name : FedWil  
Site Code : 00000000  
Start Date : 10/29/2008  
Page No : 1

Groups Printed- 1 - Unshifted

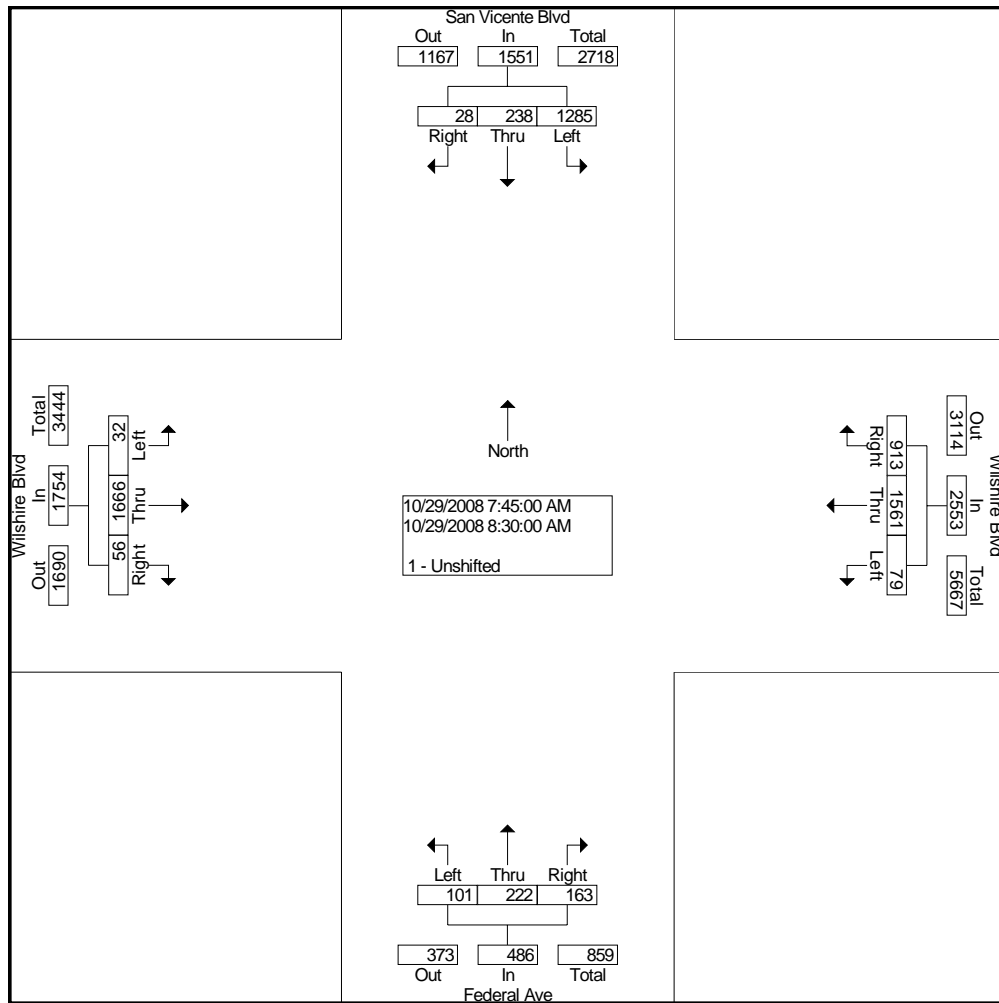
| Start Time  | San Vicente Blvd<br>Southbound |      |       | Wilshire Blvd<br>Westbound |      |       | Federal Ave<br>Northbound |      |       | Wilshire Blvd<br>Eastbound |      |       | Int. Total |
|-------------|--------------------------------|------|-------|----------------------------|------|-------|---------------------------|------|-------|----------------------------|------|-------|------------|
|             | Left                           | Thru | Right | Left                       | Thru | Right | Left                      | Thru | Right | Left                       | Thru | Right |            |
| Factor      | 1.0                            | 1.0  | 1.0   | 1.0                        | 1.0  | 1.0   | 1.0                       | 1.0  | 1.0   | 1.0                        | 1.0  | 1.0   |            |
| 07:00 AM    | 164                            | 12   | 3     | 5                          | 303  | 182   | 7                         | 24   | 8     | 5                          | 270  | 7     | 990        |
| 07:15 AM    | 230                            | 18   | 5     | 4                          | 381  | 244   | 8                         | 50   | 31    | 2                          | 385  | 5     | 1363       |
| 07:30 AM    | 304                            | 41   | 2     | 16                         | 384  | 260   | 17                        | 32   | 25    | 45                         | 272  | 10    | 1408       |
| 07:45 AM    | 344                            | 53   | 5     | 29                         | 381  | 255   | 30                        | 48   | 39    | 5                          | 478  | 16    | 1683       |
| Total       | 1042                           | 124  | 15    | 54                         | 1449 | 941   | 62                        | 154  | 103   | 57                         | 1405 | 38    | 5444       |
| 08:00 AM    | 314                            | 50   | 5     | 12                         | 372  | 216   | 25                        | 60   | 49    | 10                         | 402  | 11    | 1526       |
| 08:15 AM    | 381                            | 64   | 10    | 15                         | 399  | 233   | 22                        | 55   | 32    | 6                          | 389  | 13    | 1619       |
| 08:30 AM    | 246                            | 71   | 8     | 23                         | 409  | 209   | 24                        | 59   | 43    | 11                         | 397  | 16    | 1516       |
| 08:45 AM    | 251                            | 57   | 8     | 36                         | 419  | 217   | 20                        | 51   | 45    | 11                         | 322  | 17    | 1454       |
| Total       | 1192                           | 242  | 31    | 86                         | 1599 | 875   | 91                        | 225  | 169   | 38                         | 1510 | 57    | 6115       |
| 09:00 AM    | 235                            | 63   | 11    | 30                         | 410  | 226   | 22                        | 54   | 33    | 3                          | 345  | 19    | 1451       |
| 09:15 AM    | 219                            | 58   | 8     | 31                         | 424  | 209   | 18                        | 42   | 27    | 1                          | 318  | 13    | 1368       |
| 09:30 AM    | 209                            | 49   | 1     | 24                         | 431  | 219   | 20                        | 39   | 34    | 3                          | 311  | 8     | 1348       |
| 09:45 AM    | 216                            | 52   | 2     | 43                         | 410  | 217   | 26                        | 38   | 27    | 5                          | 308  | 22    | 1366       |
| Total       | 879                            | 222  | 22    | 128                        | 1675 | 871   | 86                        | 173  | 121   | 12                         | 1282 | 62    | 5533       |
| 04:00 PM    | 203                            | 76   | 8     | 34                         | 325  | 209   | 19                        | 82   | 55    | 7                          | 245  | 4     | 1267       |
| 04:15 PM    | 225                            | 66   | 3     | 37                         | 322  | 210   | 15                        | 69   | 51    | 4                          | 259  | 6     | 1267       |
| 04:30 PM    | 231                            | 83   | 3     | 19                         | 327  | 188   | 19                        | 69   | 45    | 2                          | 289  | 9     | 1284       |
| 04:45 PM    | 212                            | 67   | 3     | 20                         | 340  | 208   | 16                        | 74   | 45    | 10                         | 266  | 13    | 1274       |
| Total       | 871                            | 292  | 17    | 110                        | 1314 | 815   | 69                        | 294  | 196   | 23                         | 1059 | 32    | 5092       |
| 05:00 PM    | 213                            | 64   | 4     | 31                         | 372  | 171   | 19                        | 65   | 32    | 3                          | 248  | 2     | 1224       |
| 05:15 PM    | 225                            | 61   | 1     | 33                         | 351  | 191   | 25                        | 104  | 51    | 5                          | 242  | 5     | 1294       |
| 05:30 PM    | 223                            | 73   | 1     | 29                         | 404  | 221   | 24                        | 100  | 33    | 2                          | 257  | 2     | 1369       |
| 05:45 PM    | 230                            | 63   | 4     | 22                         | 384  | 234   | 27                        | 113  | 76    | 2                          | 283  | 7     | 1445       |
| Total       | 891                            | 261  | 10    | 115                        | 1511 | 817   | 95                        | 382  | 192   | 12                         | 1030 | 16    | 5332       |
| 06:00 PM    | 224                            | 61   | 2     | 24                         | 427  | 237   | 19                        | 93   | 56    | 4                          | 342  | 4     | 1493       |
| 06:15 PM    | 206                            | 59   | 0     | 14                         | 420  | 230   | 32                        | 95   | 50    | 7                          | 323  | 10    | 1446       |
| 06:30 PM    | 197                            | 32   | 1     | 20                         | 443  | 233   | 17                        | 100  | 52    | 9                          | 353  | 5     | 1462       |
| 06:45 PM    | 164                            | 36   | 5     | 30                         | 424  | 237   | 20                        | 91   | 35    | 5                          | 329  | 12    | 1388       |
| Total       | 791                            | 188  | 8     | 88                         | 1714 | 937   | 88                        | 379  | 193   | 25                         | 1347 | 31    | 5789       |
| Grand Total | 5666                           | 1329 | 103   | 581                        | 9262 | 5256  | 491                       | 1607 | 974   | 167                        | 7633 | 236   | 33305      |
| Apprch %    | 79.8                           | 18.7 | 1.5   | 3.8                        | 61.3 | 34.8  | 16.0                      | 52.3 | 31.7  | 2.1                        | 95.0 | 2.9   |            |
| Total %     | 17.0                           | 4.0  | 0.3   | 1.7                        | 27.8 | 15.8  | 1.5                       | 4.8  | 2.9   | 0.5                        | 22.9 | 0.7   |            |

# City Traffic Counters

626.256.4171

File Name : FedWil  
 Site Code : 00000000  
 Start Date : 10/29/2008  
 Page No : 2

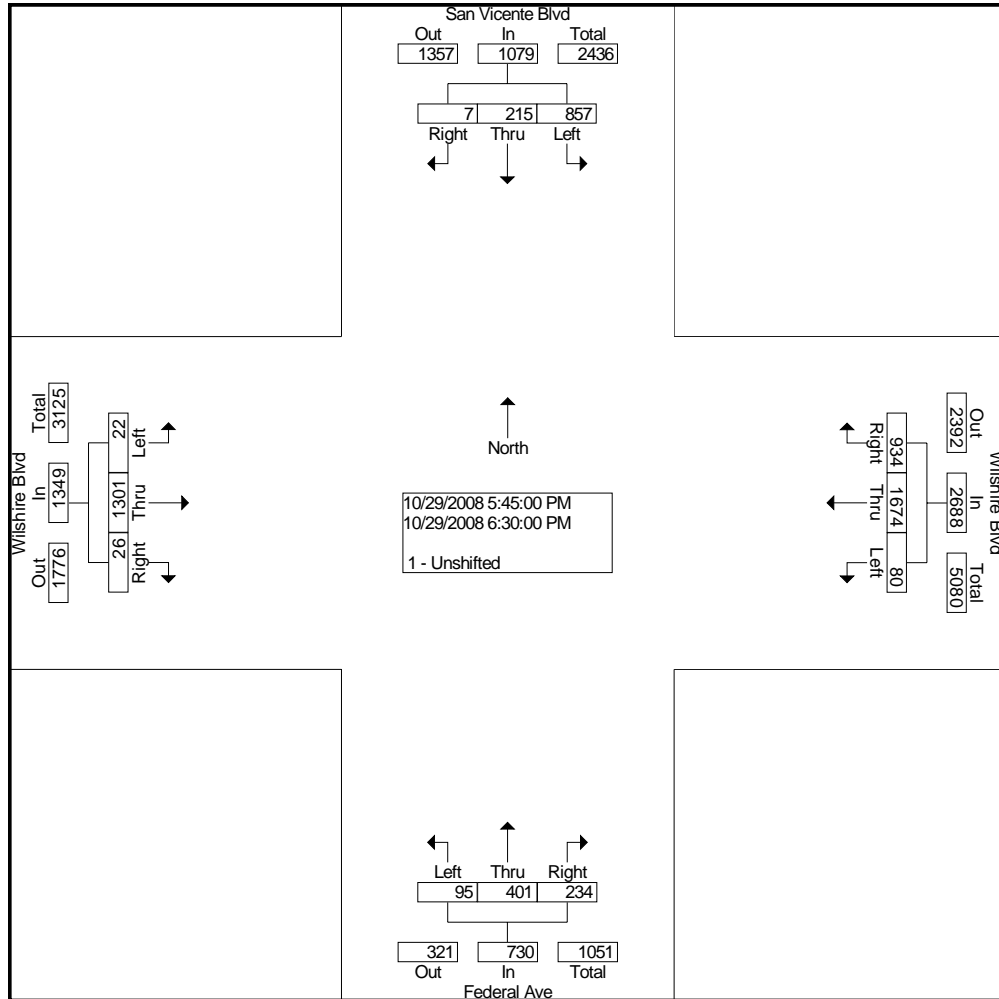
| Start Time  | San Vicente Blvd Southbound |      |       |            | Wilshire Blvd Westbound |      |       |            | Federal Ave Northbound |      |       |            | Wilshire Blvd Eastbound |      |       |            | Int. Total |
|---|-----------------------------|------|-------|------------|-------------------------|------|-------|------------|------------------------|------|-------|------------|-------------------------|------|-------|------------|------------|
|   | Left                        | Thru | Right | App. Total | Left                    | Thru | Right | App. Total | Left                   | Thru | Right | App. Total | Left                    | Thru | Right | App. Total |            |
| Peak Hour From 07:00 AM to 11:45 AM - Peak 1 of 1 |                             |      |       |            |                         |      |       |            |                        |      |       |            |                         |      |       |            |            |
| Intersection                                      | 07:45 AM                    |      |       |            |                         |      |       |            |                        |      |       |            |                         |      |       |            |            |
| Volume  | 1285                        | 238  | 28    | 1551       | 79                      | 1561 | 913   | 2553       | 101                    | 222  | 163   | 486        | 32                      | 1666 | 56    | 1754       | 6344       |
| Percent   | 82.8                        | 15.3 | 1.8   |            | 3.1                     | 61.1 | 35.8  |            | 20.8                   | 45.7 | 33.5  |            | 1.8                     | 95.0 | 3.2   |            |            |
| 07:45 Volume                                      | 344                         | 53   | 5     | 402        | 29                      | 381  | 255   | 665        | 30                     | 48   | 39    | 117        | 5                       | 478  | 16    | 499        | 1683       |
| Peak Factor                                       | 0.942                       |      |       |            |                         |      |       |            |                        |      |       |            |                         |      |       |            |            |
| High Int.   | 08:15 AM                    |      |       |            | 07:45 AM                |      |       |            | 08:00 AM               |      |       |            | 07:45 AM                |      |       |            |            |
| Volume  | 381                         | 64   | 10    | 455        | 29                      | 381  | 255   | 665        | 25                     | 60   | 49    | 134        | 5                       | 478  | 16    | 499        |            |
| Peak Factor                                       | 0.852                       |      |       |            | 0.960                   |      |       |            | 0.907                  |      |       |            | 0.879                   |      |       |            |            |



**City Traffic Counters**  
626.256.4171

File Name : FedWil  
Site Code : 00000000  
Start Date : 10/29/2008  
Page No : 3

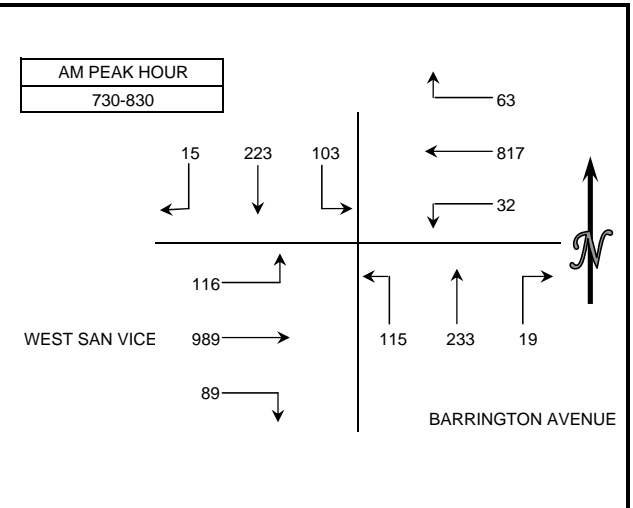
| Start Time  | San Vicente Blvd Southbound |      |       |            | Wilshire Blvd Westbound |      |       |            | Federal Ave Northbound |      |       |            | Wilshire Blvd Eastbound |      |       |            | Int. Total |
|---|-----------------------------|------|-------|------------|-------------------------|------|-------|------------|------------------------|------|-------|------------|-------------------------|------|-------|------------|------------|
|   | Left                        | Thru | Right | App. Total | Left                    | Thru | Right | App. Total | Left                   | Thru | Right | App. Total | Left                    | Thru | Right | App. Total |            |
| Peak Hour From 12:00 PM to 06:45 PM - Peak 1 of 1 |                             |      |       |            |                         |      |       |            |                        |      |       |            |                         |      |       |            |            |
| Intersection                                      | 05:45 PM                    |      |       |            |                         |      |       |            |                        |      |       |            |                         |      |       |            |            |
| Volume  | 857                         | 215  | 7     | 1079       | 80                      | 1674 | 934   | 2688       | 95                     | 401  | 234   | 730        | 22                      | 1301 | 26    | 1349       | 5846       |
| Percent   | 79.4                        | 19.9 | 0.6   |            | 3.0                     | 62.3 | 34.7  |            | 13.0                   | 54.9 | 32.1  |            | 1.6                     | 96.4 | 1.9   |            |            |
| 06:00   |                             |      |       |            |                         |      |       |            |                        |      |       |            |                         |      |       |            |            |
| Volume  | 224                         | 61   | 2     | 287        | 24                      | 427  | 237   | 688        | 19                     | 93   | 56    | 168        | 4                       | 342  | 4     | 350        | 1493       |
| Peak Factor                                       |                             |      |       |            |                         |      |       |            |                        |      |       |            |                         |      |       |            | 0.979      |
| High Int.   | 05:45 PM                    |      |       |            | 06:30 PM                |      |       |            | 05:45 PM               |      |       |            | 06:30 PM                |      |       |            |            |
| Volume  | 230                         | 63   | 4     | 297        | 20                      | 443  | 233   | 696        | 27                     | 113  | 76    | 216        | 9                       | 353  | 5     | 367        |            |
| Peak Factor                                       | 0.908                       |      |       |            |                         |      |       |            | 0.966                  |      |       |            | 0.845                   |      |       |            | 0.919      |



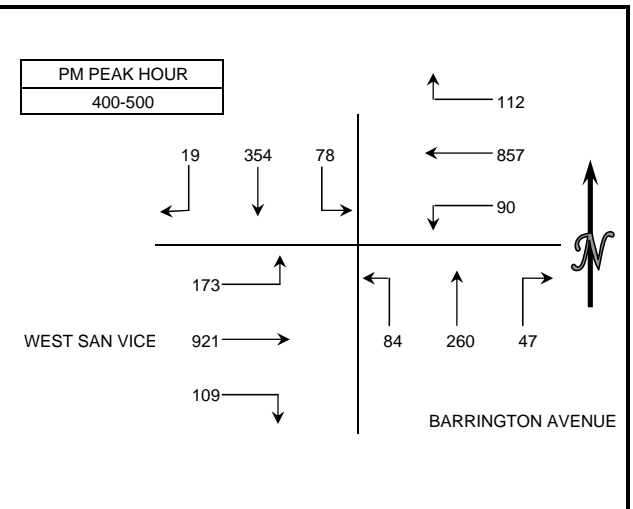
## INTERSECTION TURNING MOVEMENT COUNT SUMMARY

CLIENT: FEHR AND PEERS  
 PROJECT: WESTSIDE EXTENSION TRANSIT CORRIDOR COUNT PROGRAM  
 DATE: THURSDAY MAY 21, 2009  
 PERIODS: 7:00 AM TO 9:00 AM AND 4:00 PM TO 6:00 PM  
 INTERSECTION: N/S BARRINGTON AVENUE  
 E/W WEST SAN VICENTE BOULEVARD  
 CITY: WEST LOS ANGELES

| 15 MIN COUNTS |           |           |           |           |           |           |           |           |           |            |            |            |       | 7:00 AM TO 9:00 AM |  |  |  |  |  |  |  |  |  |  |  |  |  |
|---------------|-----------|-----------|-----------|-----------|-----------|-----------|-----------|-----------|-----------|------------|------------|------------|-------|--------------------|--|--|--|--|--|--|--|--|--|--|--|--|--|
| PERIOD        | 1<br>SBRT | 2<br>SBTH | 3<br>SBLT | 4<br>WBRT | 5<br>WBTH | 6<br>WBLT | 7<br>NBRT | 8<br>NBTH | 9<br>NBLT | 10<br>EBRT | 11<br>EBTH | 12<br>EBLT | TOTAL |                    |  |  |  |  |  |  |  |  |  |  |  |  |  |
| 700-715       | 3         | 32        | 20        | 13        | 150       | 5         | 2         | 25        | 19        | 15         | 139        | 14         | 437   |                    |  |  |  |  |  |  |  |  |  |  |  |  |  |
| 715-730       | 2         | 32        | 17        | 13        | 201       | 3         | 5         | 49        | 18        | 10         | 162        | 19         | 531   |                    |  |  |  |  |  |  |  |  |  |  |  |  |  |
| 730-745       | 4         | 42        | 20        | 16        | 225       | 3         | 7         | 64        | 25        | 18         | 208        | 17         | 649   |                    |  |  |  |  |  |  |  |  |  |  |  |  |  |
| 745-800       | 1         | 59        | 39        | 21        | 233       | 9         | 7         | 48        | 25        | 23         | 283        | 32         | 780   |                    |  |  |  |  |  |  |  |  |  |  |  |  |  |
| 800-815       | 5         | 63        | 21        | 13        | 190       | 10        | 2         | 69        | 36        | 28         | 294        | 38         | 769   |                    |  |  |  |  |  |  |  |  |  |  |  |  |  |
| 815-830       | 5         | 59        | 23        | 13        | 169       | 10        | 3         | 52        | 29        | 20         | 204        | 29         | 616   |                    |  |  |  |  |  |  |  |  |  |  |  |  |  |
| 830-845       | 7         | 72        | 23        | 11        | 135       | 6         | 11        | 51        | 20        | 28         | 212        | 40         | 616   |                    |  |  |  |  |  |  |  |  |  |  |  |  |  |
| 845-900       | 5         | 63        | 15        | 15        | 153       | 9         | 3         | 63        | 27        | 25         | 205        | 28         | 611   |                    |  |  |  |  |  |  |  |  |  |  |  |  |  |
| HOOR TOTALS   |           |           |           |           |           |           |           |           |           |            |            |            |       |                    |  |  |  |  |  |  |  |  |  |  |  |  |  |
| TIME          | 1<br>SBRT | 2<br>SBTH | 3<br>SBLT | 4<br>WBRT | 5<br>WBTH | 6<br>WBLT | 7<br>NBRT | 8<br>NBTH | 9<br>NBLT | 10<br>EBRT | 11<br>EBTH | 12<br>EBLT | TOTAL |                    |  |  |  |  |  |  |  |  |  |  |  |  |  |
| 700-800       | 10        | 165       | 96        | 63        | 809       | 20        | 21        | 186       | 87        | 66         | 792        | 82         | 2397  |                    |  |  |  |  |  |  |  |  |  |  |  |  |  |
| 715-815       | 12        | 196       | 97        | 63        | 849       | 25        | 21        | 230       | 104       | 79         | 947        | 106        | 2729  |                    |  |  |  |  |  |  |  |  |  |  |  |  |  |
| 730-830       | 15        | 223       | 103       | 63        | 817       | 32        | 19        | 233       | 115       | 89         | 989        | 116        | 2814  |                    |  |  |  |  |  |  |  |  |  |  |  |  |  |
| 745-845       | 18        | 253       | 106       | 58        | 727       | 35        | 23        | 220       | 110       | 99         | 993        | 139        | 2781  |                    |  |  |  |  |  |  |  |  |  |  |  |  |  |
| 800-900       | 22        | 257       | 82        | 52        | 647       | 35        | 19        | 235       | 112       | 101        | 915        | 135        | 2612  |                    |  |  |  |  |  |  |  |  |  |  |  |  |  |



| 15 MIN COUNTS |           |           |           |           |           |           |           |           |           |            |            |            |       | 4:00 PM TO 6:00 PM |  |  |  |  |  |  |  |  |  |  |  |  |  |
|---------------|-----------|-----------|-----------|-----------|-----------|-----------|-----------|-----------|-----------|------------|------------|------------|-------|--------------------|--|--|--|--|--|--|--|--|--|--|--|--|--|
| PERIOD        | 1<br>SBRT | 2<br>SBTH | 3<br>SBLT | 4<br>WBRT | 5<br>WBTH | 6<br>WBLT | 7<br>NBRT | 8<br>NBTH | 9<br>NBLT | 10<br>EBRT | 11<br>EBTH | 12<br>EBLT | TOTAL |                    |  |  |  |  |  |  |  |  |  |  |  |  |  |
| 400-415       | 4         | 78        | 19        | 21        | 227       | 25        | 13        | 68        | 32        | 20         | 197        | 33         | 737   |                    |  |  |  |  |  |  |  |  |  |  |  |  |  |
| 415-430       | 5         | 90        | 20        | 27        | 212       | 22        | 10        | 63        | 29        | 29         | 231        | 51         | 789   |                    |  |  |  |  |  |  |  |  |  |  |  |  |  |
| 430-445       | 9         | 104       | 21        | 31        | 208       | 17        | 10        | 90        | 16        | 40         | 222        | 52         | 820   |                    |  |  |  |  |  |  |  |  |  |  |  |  |  |
| 445-500       | 1         | 82        | 18        | 33        | 210       | 26        | 14        | 39        | 7         | 20         | 271        | 37         | 758   |                    |  |  |  |  |  |  |  |  |  |  |  |  |  |
| 500-515       | 1         | 72        | 24        | 30        | 177       | 21        | 10        | 35        | 8         | 17         | 212        | 44         | 651   |                    |  |  |  |  |  |  |  |  |  |  |  |  |  |
| 515-530       | 5         | 68        | 29        | 29        | 191       | 23        | 17        | 40        | 13        | 31         | 212        | 32         | 690   |                    |  |  |  |  |  |  |  |  |  |  |  |  |  |
| 530-545       | 1         | 66        | 14        | 27        | 208       | 32        | 7         | 31        | 7         | 22         | 168        | 30         | 613   |                    |  |  |  |  |  |  |  |  |  |  |  |  |  |
| 545-600       | 2         | 65        | 19        | 28        | 222       | 23        | 7         | 46        | 3         | 23         | 159        | 15         | 612   |                    |  |  |  |  |  |  |  |  |  |  |  |  |  |
| HOOR TOTALS   |           |           |           |           |           |           |           |           |           |            |            |            |       |                    |  |  |  |  |  |  |  |  |  |  |  |  |  |
| TIME          | 1<br>SBRT | 2<br>SBTH | 3<br>SBLT | 4<br>WBRT | 5<br>WBTH | 6<br>WBLT | 7<br>NBRT | 8<br>NBTH | 9<br>NBLT | 10<br>EBRT | 11<br>EBTH | 12<br>EBLT | TOTAL |                    |  |  |  |  |  |  |  |  |  |  |  |  |  |
| 400-500       | 19        | 354       | 78        | 112       | 857       | 90        | 47        | 260       | 84        | 109        | 921        | 173        | 3104  |                    |  |  |  |  |  |  |  |  |  |  |  |  |  |
| 415-515       | 16        | 348       | 83        | 121       | 807       | 86        | 44        | 227       | 60        | 106        | 936        | 184        | 3018  |                    |  |  |  |  |  |  |  |  |  |  |  |  |  |
| 430-530       | 16        | 326       | 92        | 123       | 786       | 87        | 51        | 204       | 44        | 108        | 917        | 165        | 2919  |                    |  |  |  |  |  |  |  |  |  |  |  |  |  |
| 445-545       | 8         | 288       | 85        | 119       | 786       | 102       | 48        | 145       | 35        | 90         | 863        | 143        | 2712  |                    |  |  |  |  |  |  |  |  |  |  |  |  |  |
| 500-600       | 9         | 271       | 86        | 114       | 798       | 99        | 41        | 152       | 31        | 93         | 751        | 121        | 2566  |                    |  |  |  |  |  |  |  |  |  |  |  |  |  |





City Traffic Counters  
626.256.4171

File Name : BarrWil  
Site Code : 00000000  
Start Date : 10/29/2008  
Page No : 1

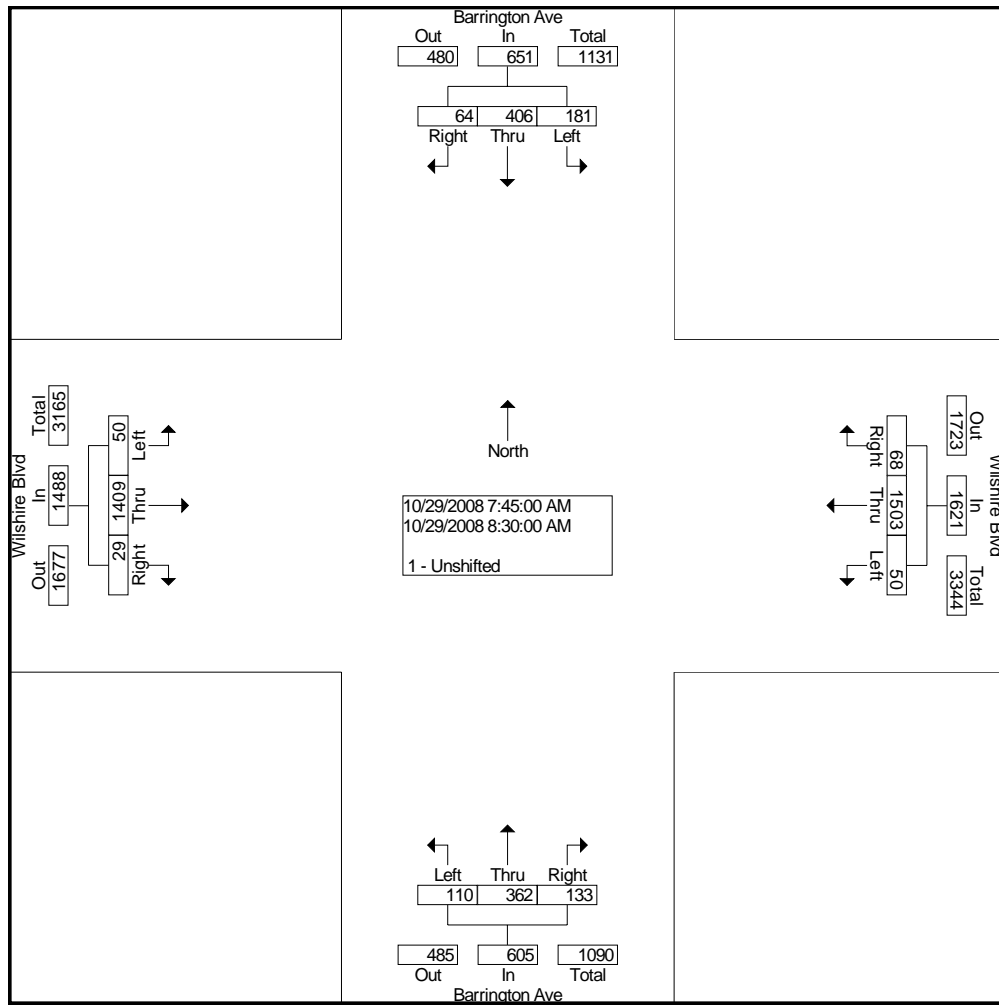
Groups Printed- 1 - Unshifted

| Start Time  | Barrington Ave Southbound |      |       | Wilshire Blvd Westbound |      |       | Barrington Ave Northbound |      |       | Wilshire Blvd Eastbound |      |       | Int. Total |
|-------------|---------------------------|------|-------|-------------------------|------|-------|---------------------------|------|-------|-------------------------|------|-------|------------|
|             | Left                      | Thru | Right | Left                    | Thru | Right | Left                      | Thru | Right | Left                    | Thru | Right |            |
| Factor      | 1.0                       | 1.0  | 1.0   | 1.0                     | 1.0  | 1.0   | 1.0                       | 1.0  | 1.0   | 1.0                     | 1.0  | 1.0   |            |
| 07:00 AM    | 49                        | 37   | 3     | 10                      | 283  | 8     | 22                        | 57   | 17    | 9                       | 207  | 6     | 708        |
| 07:15 AM    | 41                        | 55   | 9     | 17                      | 329  | 14    | 11                        | 52   | 27    | 8                       | 303  | 12    | 878        |
| 07:30 AM    | 47                        | 79   | 14    | 29                      | 341  | 15    | 15                        | 92   | 34    | 12                      | 285  | 18    | 981        |
| 07:45 AM    | 46                        | 75   | 14    | 15                      | 363  | 17    | 23                        | 68   | 42    | 10                      | 375  | 9     | 1057       |
| Total       | 183                       | 246  | 40    | 71                      | 1316 | 54    | 71                        | 269  | 120   | 39                      | 1170 | 45    | 3624       |
| 08:00 AM    | 43                        | 84   | 13    | 14                      | 356  | 13    | 28                        | 93   | 19    | 10                      | 345  | 8     | 1026       |
| 08:15 AM    | 44                        | 112  | 20    | 5                       | 395  | 18    | 31                        | 108  | 38    | 8                       | 330  | 7     | 1116       |
| 08:30 AM    | 48                        | 135  | 17    | 16                      | 389  | 20    | 28                        | 93   | 34    | 22                      | 359  | 5     | 1166       |
| 08:45 AM    | 40                        | 125  | 16    | 15                      | 373  | 28    | 21                        | 97   | 21    | 19                      | 262  | 11    | 1028       |
| Total       | 175                       | 456  | 66    | 50                      | 1513 | 79    | 108                       | 391  | 112   | 59                      | 1296 | 31    | 4336       |
| 09:00 AM    | 43                        | 111  | 15    | 14                      | 397  | 19    | 24                        | 90   | 22    | 18                      | 289  | 10    | 1052       |
| 09:15 AM    | 45                        | 98   | 10    | 16                      | 391  | 21    | 29                        | 86   | 21    | 19                      | 269  | 8     | 1013       |
| 09:30 AM    | 38                        | 85   | 24    | 7                       | 406  | 22    | 27                        | 76   | 21    | 16                      | 257  | 6     | 985        |
| 09:45 AM    | 50                        | 67   | 8     | 6                       | 392  | 23    | 28                        | 71   | 22    | 14                      | 254  | 9     | 944        |
| Total       | 176                       | 361  | 57    | 43                      | 1586 | 85    | 108                       | 323  | 86    | 67                      | 1069 | 33    | 3994       |
| 04:00 PM    | 15                        | 123  | 14    | 15                      | 312  | 17    | 15                        | 83   | 6     | 5                       | 223  | 6     | 834        |
| 04:15 PM    | 19                        | 112  | 10    | 19                      | 302  | 13    | 16                        | 57   | 4     | 10                      | 237  | 10    | 809        |
| 04:30 PM    | 25                        | 117  | 16    | 26                      | 311  | 17    | 15                        | 70   | 4     | 8                       | 277  | 16    | 902        |
| 04:45 PM    | 21                        | 94   | 17    | 17                      | 308  | 13    | 24                        | 78   | 11    | 8                       | 260  | 30    | 881        |
| Total       | 80                        | 446  | 57    | 77                      | 1233 | 60    | 70                        | 288  | 25    | 31                      | 997  | 62    | 3426       |
| 05:00 PM    | 24                        | 119  | 23    | 19                      | 364  | 16    | 22                        | 76   | 6     | 7                       | 233  | 21    | 930        |
| 05:15 PM    | 24                        | 143  | 14    | 26                      | 377  | 19    | 15                        | 76   | 12    | 5                       | 220  | 18    | 949        |
| 05:30 PM    | 20                        | 125  | 28    | 28                      | 368  | 20    | 23                        | 78   | 8     | 8                       | 238  | 16    | 960        |
| 05:45 PM    | 17                        | 107  | 12    | 27                      | 351  | 15    | 21                        | 86   | 2     | 8                       | 269  | 18    | 933        |
| Total       | 85                        | 494  | 77    | 100                     | 1460 | 70    | 81                        | 316  | 28    | 28                      | 960  | 73    | 3772       |
| 06:00 PM    | 15                        | 119  | 14    | 22                      | 404  | 15    | 18                        | 84   | 5     | 6                       | 310  | 12    | 1024       |
| 06:15 PM    | 5                         | 110  | 7     | 19                      | 414  | 11    | 15                        | 72   | 3     | 2                       | 309  | 14    | 981        |
| 06:30 PM    | 12                        | 86   | 8     | 16                      | 427  | 12    | 16                        | 58   | 1     | 5                       | 346  | 11    | 998        |
| 06:45 PM    | 5                         | 79   | 10    | 16                      | 412  | 8     | 10                        | 61   | 2     | 1                       | 324  | 10    | 938        |
| Total       | 37                        | 394  | 39    | 73                      | 1657 | 46    | 59                        | 275  | 11    | 14                      | 1289 | 47    | 3941       |
| Grand Total | 736                       | 2397 | 336   | 414                     | 8765 | 394   | 497                       | 1862 | 382   | 238                     | 6781 | 291   | 23093      |
| Apprch %    | 21.2                      | 69.1 | 9.7   | 4.3                     | 91.6 | 4.1   | 18.1                      | 67.9 | 13.9  | 3.3                     | 92.8 | 4.0   |            |
| Total %     | 3.2                       | 10.4 | 1.5   | 1.8                     | 38.0 | 1.7   | 2.2                       | 8.1  | 1.7   | 1.0                     | 29.4 | 1.3   |            |

City Traffic Counters  
626.256.4171

File Name : BarrWil  
Site Code : 00000000  
Start Date : 10/29/2008  
Page No : 2

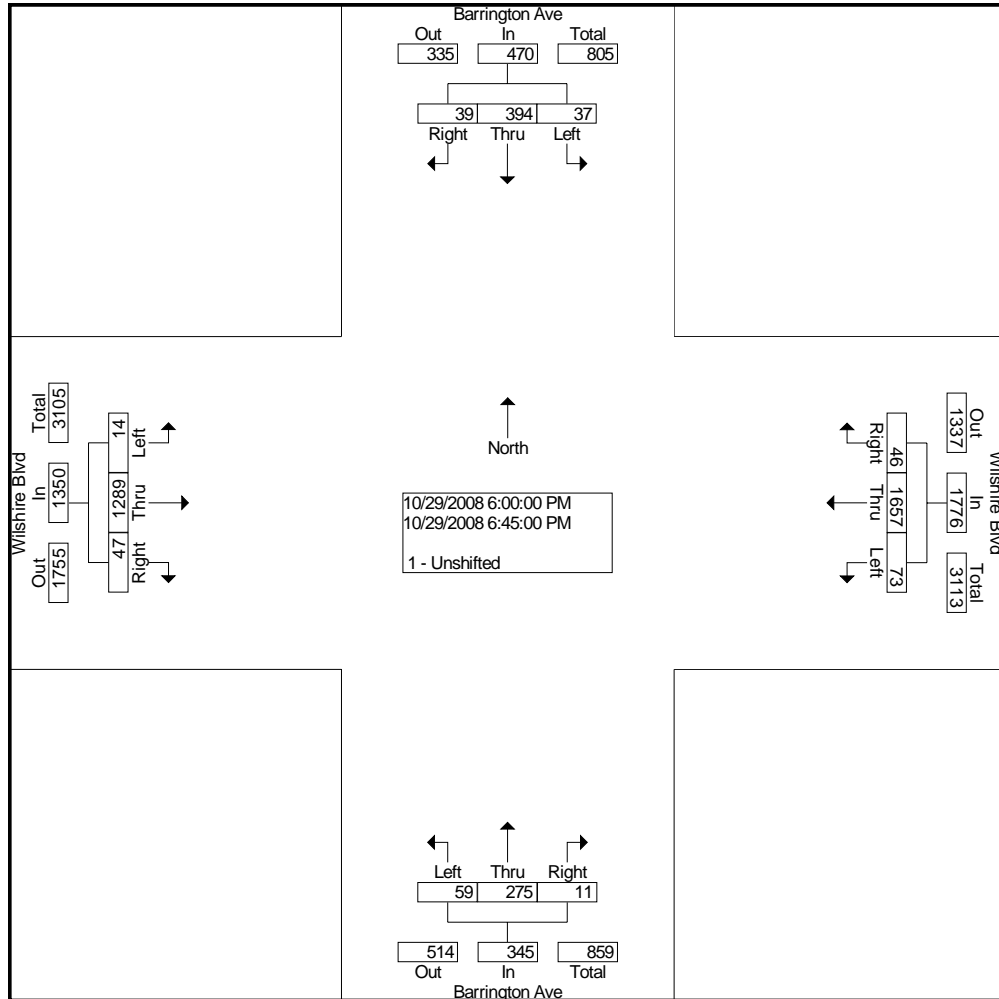
| Start Time  | Barrington Ave Southbound |      |       |            | Wilshire Blvd Westbound |      |       |            | Barrington Ave Northbound |      |       |            | Wilshire Blvd Eastbound |      |       |            | Int. Total |
|---|---------------------------|------|-------|------------|-------------------------|------|-------|------------|---------------------------|------|-------|------------|-------------------------|------|-------|------------|------------|
|   | Left                      | Thru | Right | App. Total | Left                    | Thru | Right | App. Total | Left                      | Thru | Right | App. Total | Left                    | Thru | Right | App. Total |            |
| Peak Hour From 07:00 AM to 11:45 AM - Peak 1 of 1 |                           |      |       |            |                         |      |       |            |                           |      |       |            |                         |      |       |            |            |
| Intersection                                      | 07:45 AM                  |      |       |            |                         |      |       |            |                           |      |       |            |                         |      |       |            |            |
| Volume  | 181                       | 406  | 64    | 651        | 50                      | 1503 | 68    | 1621       | 110                       | 362  | 133   | 605        | 50                      | 1409 | 29    | 1488       | 4365       |
| Percent   | 27.8                      | 62.4 | 9.8   |            | 3.1                     | 92.7 | 4.2   |            | 18.2                      | 59.8 | 22.0  |            | 3.4                     | 94.7 | 1.9   |            |            |
| 08:30 Volume                                      | 48                        | 135  | 17    | 200        | 16                      | 389  | 20    | 425        | 28                        | 93   | 34    | 155        | 22                      | 359  | 5     | 386        | 1166       |
| Peak Factor                                       | 0.936                     |      |       |            |                         |      |       |            |                           |      |       |            |                         |      |       |            |            |
| High Int.   | 08:30 AM                  |      |       |            | 08:30 AM                |      |       |            | 08:15 AM                  |      |       |            | 07:45 AM                |      |       |            |            |
| Volume  | 48                        | 135  | 17    | 200        | 16                      | 389  | 20    | 425        | 31                        | 108  | 38    | 177        | 10                      | 375  | 9     | 394        |            |
| Peak Factor                                       | 0.814                     |      |       |            | 0.954                   |      |       |            | 0.855                     |      |       |            | 0.944                   |      |       |            |            |



**City Traffic Counters**  
626.256.4171

File Name : BarrWil  
Site Code : 00000000  
Start Date : 10/29/2008  
Page No : 3

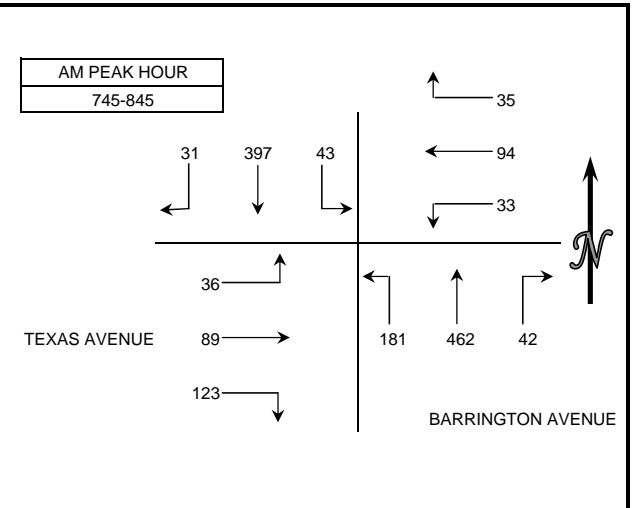
| Start Time  | Barrington Ave Southbound |      |       |            | Wilshire Blvd Westbound |      |       |            | Barrington Ave Northbound |      |       |            | Wilshire Blvd Eastbound |      |       |            | Int. Total |  |  |  |
|---|---------------------------|------|-------|------------|-------------------------|------|-------|------------|---------------------------|------|-------|------------|-------------------------|------|-------|------------|------------|--|--|--|
|   | Left                      | Thru | Right | App. Total | Left                    | Thru | Right | App. Total | Left                      | Thru | Right | App. Total | Left                    | Thru | Right | App. Total |            |  |  |  |
| Peak Hour From 12:00 PM to 06:45 PM - Peak 1 of 1 |                           |      |       |            |                         |      |       |            |                           |      |       |            |                         |      |       |            |            |  |  |  |
| Intersection                                      | 06:00 PM                  |      |       |            |                         |      |       |            |                           |      |       |            |                         |      |       |            |            |  |  |  |
| Volume  | 37                        | 394  | 39    | 470        | 73                      | 1657 | 46    | 1776       | 59                        | 275  | 11    | 345        | 14                      | 1289 | 47    | 1350       | 3941       |  |  |  |
| Percent   | 7.9                       | 83.8 | 8.3   |            | 4.1                     | 93.3 | 2.6   |            | 17.1                      | 79.7 | 3.2   |            | 1.0                     | 95.5 | 3.5   |            |            |  |  |  |
| 06:00 Volume                                      | 15                        | 119  | 14    | 148        | 22                      | 404  | 15    | 441        | 18                        | 84   | 5     | 107        | 6                       | 310  | 12    | 328        | 1024       |  |  |  |
| Peak Factor                                       | 0.962                     |      |       |            |                         |      |       |            |                           |      |       |            |                         |      |       |            |            |  |  |  |
| High Int.   | 06:00 PM                  |      |       |            |                         |      |       |            |                           |      |       |            |                         |      |       |            |            |  |  |  |
| Volume  | 15                        | 119  | 14    | 148        | 06:30 PM                |      |       |            | 06:00 PM                  |      |       |            | 06:30 PM                |      |       |            |            |  |  |  |
| Peak Factor                                       | 0.794                     |      |       |            |                         |      |       |            | 0.976                     |      |       |            | 0.806                   |      |       |            | 0.932      |  |  |  |



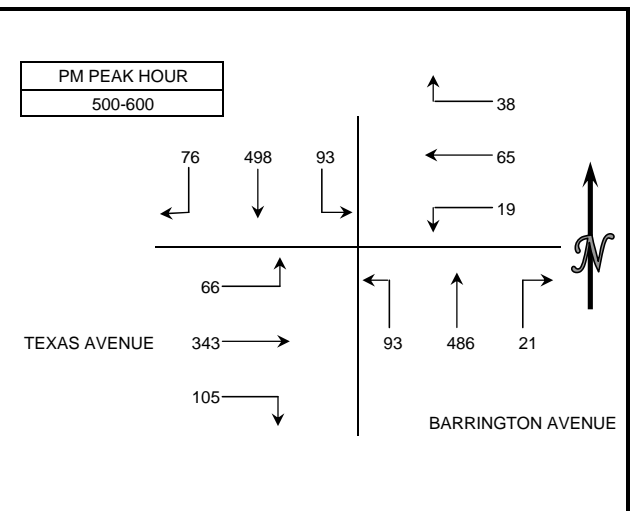
## INTERSECTION TURNING MOVEMENT COUNT SUMMARY

CLIENT: FEHR AND PEERS  
 PROJECT: WESTSIDE EXTENSION TRANSIT CORRIDOR COUNT PROGRAM  
 DATE: THURSDAY MAY 14, 2009  
 PERIODS: 7:00 AM TO 9:00 AM AND 4:00 PM TO 6:00 PM  
 INTERSECTION: N/S BARRINGTON AVENUE  
 E/W TEXAS AVENUE  
 CITY: WEST LOS ANGELES

| 15 MIN COUNTS |           |           |           |           |           |           |           |           |           |            |            |            | 7:00 AM TO 9:00 AM |
|---------------|-----------|-----------|-----------|-----------|-----------|-----------|-----------|-----------|-----------|------------|------------|------------|--------------------|
| PERIOD        | 1<br>SBRT | 2<br>SBTH | 3<br>SBLT | 4<br>WBRT | 5<br>WBTH | 6<br>WBLT | 7<br>NBRT | 8<br>NBTH | 9<br>NBLT | 10<br>EBRT | 11<br>EBTH | 12<br>EBLT | TOTAL              |
| 700-715       | 3         | 60        | 2         | 0         | 13        | 3         | 6         | 69        | 22        | 16         | 5          | 3          | 202                |
| 715-730       | 7         | 47        | 3         | 3         | 21        | 6         | 3         | 71        | 48        | 19         | 9          | 4          | 241                |
| 730-745       | 7         | 97        | 6         | 12        | 17        | 10        | 5         | 80        | 56        | 37         | 25         | 5          | 357                |
| 745-800       | 9         | 85        | 12        | 17        | 35        | 12        | 14        | 96        | 52        | 48         | 36         | 11         | 427                |
| 800-815       | 7         | 87        | 9         | 6         | 25        | 7         | 11        | 118       | 54        | 30         | 10         | 8          | 372                |
| 815-830       | 6         | 100       | 11        | 7         | 18        | 7         | 7         | 122       | 37        | 19         | 15         | 9          | 358                |
| 830-845       | 9         | 125       | 11        | 5         | 16        | 7         | 10        | 126       | 38        | 26         | 28         | 8          | 409                |
| 845-900       | 12        | 121       | 6         | 9         | 10        | 7         | 6         | 95        | 37        | 20         | 18         | 3          | 344                |
| HOOR TOTALS   |           |           |           |           |           |           |           |           |           |            |            |            |                    |
| TIME          | 1<br>SBRT | 2<br>SBTH | 3<br>SBLT | 4<br>WBRT | 5<br>WBTH | 6<br>WBLT | 7<br>NBRT | 8<br>NBTH | 9<br>NBLT | 10<br>EBRT | 11<br>EBTH | 12<br>EBLT | TOTAL              |
| 700-800       | 26        | 289       | 23        | 32        | 86        | 31        | 28        | 316       | 178       | 120        | 75         | 23         | 1227               |
| 715-815       | 30        | 316       | 30        | 38        | 98        | 35        | 33        | 365       | 210       | 134        | 80         | 28         | 1397               |
| 730-830       | 29        | 369       | 38        | 42        | 95        | 36        | 37        | 416       | 199       | 134        | 86         | 33         | 1514               |
| 745-845       | 31        | 397       | 43        | 35        | 94        | 33        | 42        | 462       | 181       | 123        | 89         | 36         | 1566               |
| 800-900       | 34        | 433       | 37        | 27        | 69        | 28        | 34        | 461       | 166       | 95         | 71         | 28         | 1483               |



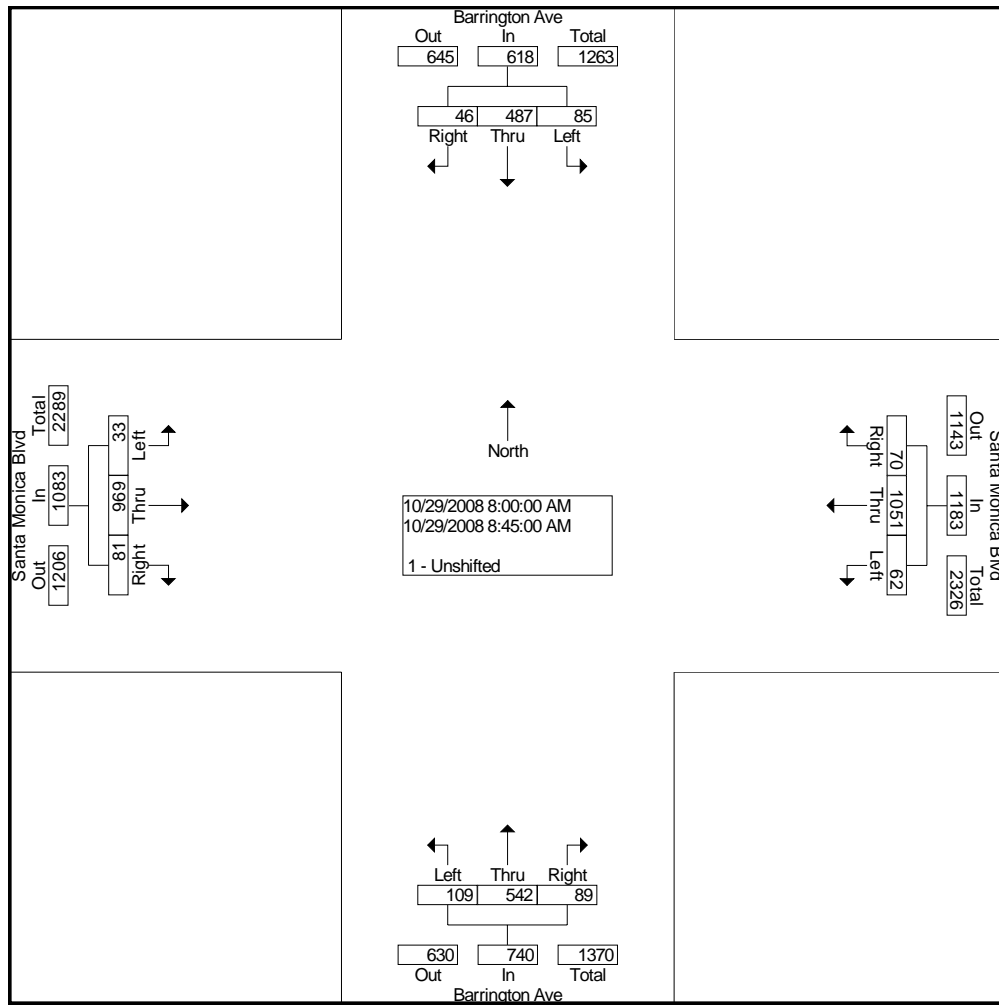
| 15 MIN COUNTS |           |           |           |           |           |           |           |           |           |            |            |            | 4:00 PM TO 6:00 PM |
|---------------|-----------|-----------|-----------|-----------|-----------|-----------|-----------|-----------|-----------|------------|------------|------------|--------------------|
| PERIOD        | 1<br>SBRT | 2<br>SBTH | 3<br>SBLT | 4<br>WBRT | 5<br>WBTH | 6<br>WBLT | 7<br>NBRT | 8<br>NBTH | 9<br>NBLT | 10<br>EBRT | 11<br>EBTH | 12<br>EBLT | TOTAL              |
| 400-415       | 16        | 128       | 8         | 6         | 18        | 8         | 5         | 107       | 18        | 27         | 44         | 8          | 393                |
| 415-430       | 12        | 112       | 9         | 4         | 7         | 2         | 2         | 108       | 13        | 30         | 32         | 10         | 341                |
| 430-445       | 12        | 126       | 11        | 3         | 23        | 7         | 4         | 131       | 28        | 27         | 54         | 22         | 448                |
| 445-500       | 14        | 130       | 16        | 5         | 15        | 9         | 3         | 119       | 20        | 20         | 49         | 9          | 409                |
| 500-515       | 30        | 133       | 37        | 11        | 16        | 7         | 4         | 117       | 23        | 26         | 82         | 11         | 497                |
| 515-530       | 18        | 111       | 26        | 8         | 8         | 4         | 6         | 106       | 20        | 27         | 105        | 18         | 457                |
| 530-545       | 9         | 136       | 19        | 7         | 16        | 4         | 4         | 117       | 26        | 22         | 77         | 17         | 454                |
| 545-600       | 19        | 118       | 11        | 12        | 25        | 4         | 7         | 146       | 24        | 30         | 79         | 20         | 495                |
| HOOR TOTALS   |           |           |           |           |           |           |           |           |           |            |            |            |                    |
| TIME          | 1<br>SBRT | 2<br>SBTH | 3<br>SBLT | 4<br>WBRT | 5<br>WBTH | 6<br>WBLT | 7<br>NBRT | 8<br>NBTH | 9<br>NBLT | 10<br>EBRT | 11<br>EBTH | 12<br>EBLT | TOTAL              |
| 400-500       | 54        | 496       | 44        | 18        | 63        | 26        | 14        | 465       | 79        | 104        | 179        | 49         | 1591               |
| 415-515       | 68        | 501       | 73        | 23        | 61        | 25        | 13        | 475       | 84        | 103        | 217        | 52         | 1695               |
| 430-530       | 74        | 500       | 90        | 27        | 62        | 27        | 17        | 473       | 91        | 100        | 290        | 60         | 1811               |
| 445-545       | 71        | 510       | 98        | 31        | 55        | 24        | 17        | 459       | 89        | 95         | 313        | 55         | 1817               |
| 500-600       | 76        | 498       | 93        | 38        | 65        | 19        | 21        | 486       | 93        | 105        | 343        | 66         | 1903               |



City Traffic Counters  
626.256.4171

File Name : BarrSM  
Site Code : 00000000  
Start Date : 10/29/2008  
Page No : 2

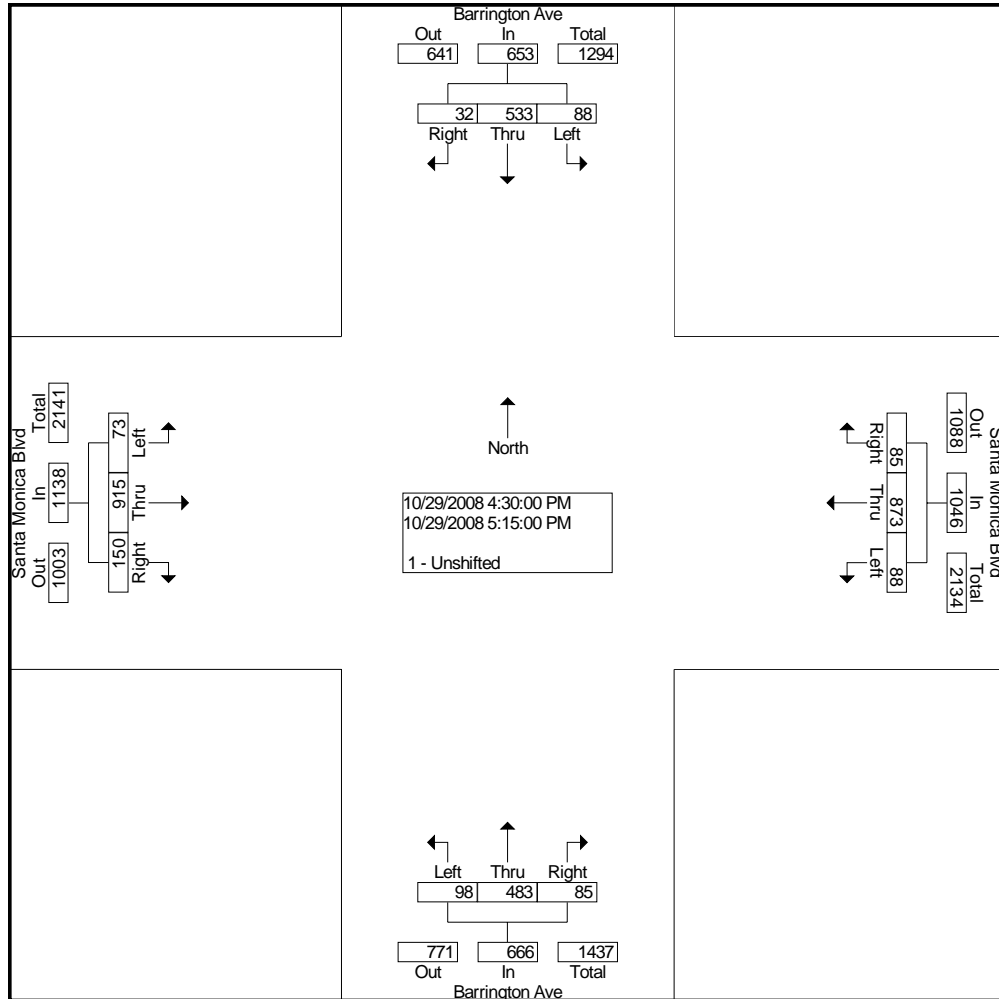
| Start Time  | Barrington Ave Southbound |      |       |            | Santa Monica Blvd Westbound |      |       |            | Barrington Ave Northbound |      |       |            | Santa Monica Blvd Eastbound |      |       |            | Int. Total |
|---|---------------------------|------|-------|------------|-----------------------------|------|-------|------------|---------------------------|------|-------|------------|-----------------------------|------|-------|------------|------------|
|   | Left                      | Thru | Right | App. Total | Left                        | Thru | Right | App. Total | Left                      | Thru | Right | App. Total | Left                        | Thru | Right | App. Total |            |
| Peak Hour From 07:00 AM to 11:45 AM - Peak 1 of 1 |                           |      |       |            |                             |      |       |            |                           |      |       |            |                             |      |       |            |            |
| Intersection                                      | 08:00 AM                  |      |       |            |                             |      |       |            |                           |      |       |            |                             |      |       |            |            |
| Volume  | 85                        | 487  | 46    | 618        | 62                          | 1051 | 70    | 1183       | 109                       | 542  | 89    | 740        | 33                          | 969  | 81    | 1083       | 3624       |
| Percent   | 13.8                      | 78.8 | 7.4   |            | 5.2                         | 88.8 | 5.9   |            | 14.7                      | 73.2 | 12.0  |            | 3.0                         | 89.5 | 7.5   |            |            |
| 08:00 Volume                                      | 27                        | 129  | 8     | 164        | 16                          | 286  | 28    | 330        | 24                        | 130  | 25    | 179        | 4                           | 231  | 33    | 268        | 941        |
| Peak Factor                                       | 0.963                     |      |       |            |                             |      |       |            |                           |      |       |            |                             |      |       |            |            |
| High Int.   | 08:00 AM                  |      |       |            |                             |      |       |            |                           |      |       |            |                             |      |       |            |            |
| Volume  | 27                        | 129  | 8     | 164        | 16                          | 286  | 28    | 330        | 32                        | 159  | 14    | 205        | 7                           | 253  | 18    | 278        |            |
| Peak Factor                                       | 0.942                     |      |       |            | 0.896                       |      |       |            | 0.902                     |      |       |            | 0.974                       |      |       |            |            |



**City Traffic Counters**  
626.256.4171

File Name : BarrSM  
Site Code : 00000000  
Start Date : 10/29/2008  
Page No : 3

| Start Time  | Barrington Ave Southbound |      |       |            | Santa Monica Blvd Westbound |      |       |            | Barrington Ave Northbound |      |       |            | Santa Monica Blvd Eastbound |      |       |            | Int. Total |
|---|---------------------------|------|-------|------------|-----------------------------|------|-------|------------|---------------------------|------|-------|------------|-----------------------------|------|-------|------------|------------|
|   | Left                      | Thru | Right | App. Total | Left                        | Thru | Right | App. Total | Left                      | Thru | Right | App. Total | Left                        | Thru | Right | App. Total |            |
| Peak Hour From 12:00 PM to 06:45 PM - Peak 1 of 1 |                           |      |       |            |                             |      |       |            |                           |      |       |            |                             |      |       |            |            |
| Intersection                                      | 04:30 PM                  |      |       |            |                             |      |       |            |                           |      |       |            |                             |      |       |            |            |
| Volume  | 88                        | 533  | 32    | 653        | 88                          | 873  | 85    | 1046       | 98                        | 483  | 85    | 666        | 73                          | 915  | 150   | 1138       | 3503       |
| Percent   | 13.5                      | 81.6 | 4.9   |            | 8.4                         | 83.5 | 8.1   |            | 14.7                      | 72.5 | 12.8  |            | 6.4                         | 80.4 | 13.2  |            |            |
| 04:30 Volume                                      | 28                        | 124  | 12    | 164        | 25                          | 212  | 22    | 259        | 18                        | 129  | 24    | 171        | 13                          | 249  | 34    | 296        | 890        |
| Peak Factor                                       | 0.984                     |      |       |            |                             |      |       |            |                           |      |       |            |                             |      |       |            |            |
| High Int.   | 05:00 PM                  |      |       |            |                             |      |       |            |                           |      |       |            |                             |      |       |            |            |
| Volume  | 17                        | 142  | 8     | 167        | 20                          | 226  | 29    | 275        | 26                        | 141  | 21    | 188        | 13                          | 249  | 34    | 296        |            |
| Peak Factor                                       | 0.978                     |      |       |            | 0.951                       |      |       |            | 0.886                     |      |       |            | 0.961                       |      |       |            |            |



City Traffic Counters  
626.256.4171

File Name : BarrSM  
Site Code : 00000000  
Start Date : 10/29/2008  
Page No : 1

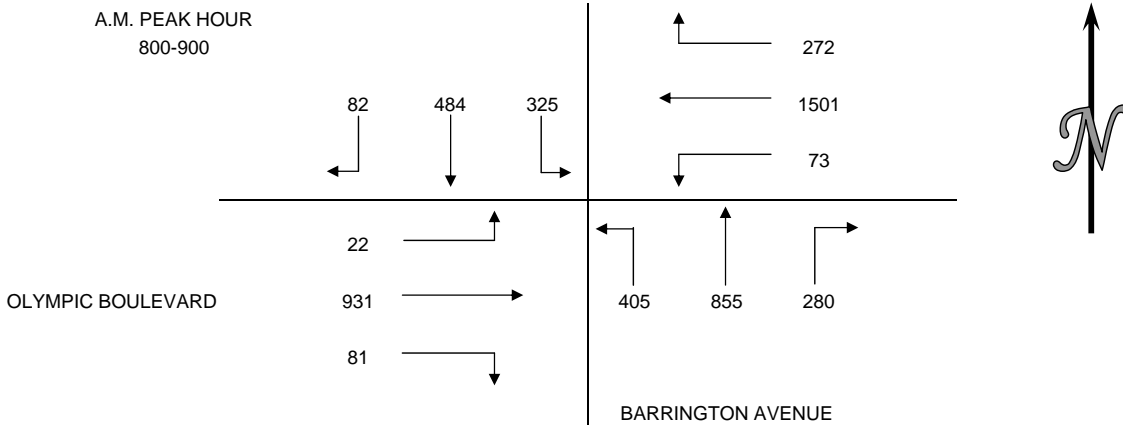
Groups Printed- 1 - Unshifted

| Start Time  | Barrington Ave Southbound |      |       | Santa Monica Blvd Westbound |      |       | Barrington Ave Northbound |      |       | Santa Monica Blvd Eastbound |      |       | Int. Total |
|-------------|---------------------------|------|-------|-----------------------------|------|-------|---------------------------|------|-------|-----------------------------|------|-------|------------|
|             | Left                      | Thru | Right | Left                        | Thru | Right | Left                      | Thru | Right | Left                        | Thru | Right |            |
| Factor      | 1.0                       | 1.0  | 1.0   | 1.0                         | 1.0  | 1.0   | 1.0                       | 1.0  | 1.0   | 1.0                         | 1.0  | 1.0   |            |
| 07:00 AM    | 12                        | 43   | 11    | 10                          | 182  | 17    | 18                        | 66   | 18    | 4                           | 133  | 1     | 515        |
| 07:15 AM    | 19                        | 54   | 7     | 13                          | 223  | 25    | 28                        | 91   | 15    | 3                           | 146  | 11    | 635        |
| 07:30 AM    | 29                        | 78   | 13    | 10                          | 244  | 29    | 23                        | 118  | 23    | 9                           | 177  | 15    | 768        |
| 07:45 AM    | 30                        | 104  | 8     | 12                          | 285  | 36    | 35                        | 132  | 28    | 9                           | 208  | 18    | 905        |
| Total       | 90                        | 279  | 39    | 45                          | 934  | 107   | 104                       | 407  | 84    | 25                          | 664  | 45    | 2823       |
| 08:00 AM    | 27                        | 129  | 8     | 16                          | 286  | 28    | 24                        | 130  | 25    | 4                           | 231  | 33    | 941        |
| 08:15 AM    | 21                        | 104  | 13    | 16                          | 241  | 15    | 32                        | 117  | 29    | 12                          | 236  | 13    | 849        |
| 08:30 AM    | 22                        | 121  | 14    | 13                          | 238  | 15    | 32                        | 159  | 14    | 7                           | 253  | 18    | 906        |
| 08:45 AM    | 15                        | 133  | 11    | 17                          | 286  | 12    | 21                        | 136  | 21    | 10                          | 249  | 17    | 928        |
| Total       | 85                        | 487  | 46    | 62                          | 1051 | 70    | 109                       | 542  | 89    | 33                          | 969  | 81    | 3624       |
| 09:00 AM    | 21                        | 126  | 11    | 15                          | 253  | 16    | 29                        | 134  | 27    | 7                           | 266  | 23    | 928        |
| 09:15 AM    | 23                        | 107  | 17    | 16                          | 232  | 12    | 31                        | 115  | 22    | 6                           | 223  | 19    | 823        |
| 09:30 AM    | 13                        | 89   | 14    | 18                          | 216  | 19    | 35                        | 129  | 28    | 16                          | 244  | 20    | 841        |
| 09:45 AM    | 11                        | 66   | 12    | 14                          | 240  | 17    | 18                        | 102  | 19    | 9                           | 211  | 14    | 733        |
| Total       | 68                        | 388  | 54    | 63                          | 941  | 64    | 113                       | 480  | 96    | 38                          | 944  | 76    | 3325       |
| 04:00 PM    | 26                        | 135  | 8     | 19                          | 261  | 28    | 23                        | 108  | 27    | 17                          | 224  | 31    | 907        |
| 04:15 PM    | 19                        | 132  | 9     | 27                          | 206  | 11    | 25                        | 97   | 15    | 12                          | 201  | 34    | 788        |
| 04:30 PM    | 28                        | 124  | 12    | 25                          | 212  | 22    | 18                        | 129  | 24    | 13                          | 249  | 34    | 890        |
| 04:45 PM    | 21                        | 134  | 9     | 17                          | 231  | 17    | 29                        | 108  | 15    | 22                          | 229  | 34    | 866        |
| Total       | 94                        | 525  | 38    | 88                          | 910  | 78    | 95                        | 442  | 81    | 64                          | 903  | 133   | 3451       |
| 05:00 PM    | 17                        | 142  | 8     | 20                          | 226  | 29    | 25                        | 105  | 25    | 20                          | 211  | 43    | 871        |
| 05:15 PM    | 22                        | 133  | 3     | 26                          | 204  | 17    | 26                        | 141  | 21    | 18                          | 226  | 39    | 876        |
| 05:30 PM    | 20                        | 119  | 16    | 20                          | 185  | 21    | 25                        | 116  | 19    | 18                          | 194  | 32    | 785        |
| 05:45 PM    | 19                        | 141  | 5     | 26                          | 182  | 20    | 23                        | 141  | 30    | 11                          | 207  | 38    | 843        |
| Total       | 78                        | 535  | 32    | 92                          | 797  | 87    | 99                        | 503  | 95    | 67                          | 838  | 152   | 3375       |
| 06:00 PM    | 22                        | 131  | 12    | 25                          | 212  | 21    | 25                        | 135  | 29    | 19                          | 209  | 33    | 873        |
| 06:15 PM    | 19                        | 132  | 8     | 24                          | 199  | 16    | 35                        | 132  | 32    | 19                          | 202  | 35    | 853        |
| 06:30 PM    | 15                        | 134  | 12    | 29                          | 175  | 17    | 31                        | 133  | 25    | 25                          | 230  | 33    | 859        |
| 06:45 PM    | 13                        | 123  | 13    | 28                          | 179  | 26    | 23                        | 113  | 26    | 22                          | 274  | 35    | 875        |
| Total       | 69                        | 520  | 45    | 106                         | 765  | 80    | 114                       | 513  | 112   | 85                          | 915  | 136   | 3460       |
| Grand Total | 484                       | 2734 | 254   | 456                         | 5398 | 486   | 634                       | 2887 | 557   | 312                         | 5233 | 623   | 20058      |
| Apprch %    | 13.9                      | 78.7 | 7.3   | 7.2                         | 85.1 | 7.7   | 15.5                      | 70.8 | 13.7  | 5.1                         | 84.8 | 10.1  |            |
| Total %     | 2.4                       | 13.6 | 1.3   | 2.3                         | 26.9 | 2.4   | 3.2                       | 14.4 | 2.8   | 1.6                         | 26.1 | 3.1   |            |

## INTERSECTION TURNING MOVEMENT COUNT SUMMARY

CLIENT: FEHR AND PEERS  
 PROJECT: SANTA MONICA COUNTS  
 DATE: TUESDAY JANUARY 13, 2009  
 PERIOD: 7:00 AM TO 10:00 AM  
 INTERSECTION: N/S BARRINGTON AVENUE  
 E/W OLYMPIC BOULEVARD

| 15 MIN COUNTS |           |           |           |           |           |           |           |           |           |            |            |            |       |
|---------------|-----------|-----------|-----------|-----------|-----------|-----------|-----------|-----------|-----------|------------|------------|------------|-------|
| PERIOD        | 1<br>SBRT | 2<br>SBTH | 3<br>SBLT | 4<br>WBRT | 5<br>WBTH | 6<br>WBLT | 7<br>NBRT | 8<br>NBTH | 9<br>NBLT | 10<br>EBRT | 11<br>EBTH | 12<br>EBLT | TOTAL |
| 700-715       | 11        | 84        | 37        | 33        | 299       | 13        | 39        | 155       | 59        | 14         | 161        | 4          | 909   |
| 715-730       | 15        | 96        | 40        | 52        | 318       | 17        | 39        | 171       | 66        | 16         | 175        | 5          | 1010  |
| 730-745       | 20        | 100       | 57        | 67        | 328       | 24        | 43        | 191       | 88        | 17         | 191        | 4          | 1130  |
| 745-800       | 16        | 112       | 63        | 77        | 337       | 22        | 56        | 204       | 92        | 22         | 212        | 8          | 1221  |
| 800-815       | 19        | 119       | 68        | 66        | 349       | 21        | 66        | 211       | 101       | 27         | 225        | 6          | 1278  |
| 815-830       | 21        | 126       | 75        | 63        | 362       | 15        | 78        | 219       | 103       | 21         | 233        | 6          | 1322  |
| 830-845       | 22        | 120       | 89        | 72        | 383       | 19        | 69        | 209       | 104       | 18         | 241        | 4          | 1350  |
| 845-900       | 20        | 119       | 93        | 71        | 407       | 18        | 67        | 216       | 97        | 15         | 232        | 6          | 1361  |
| 900-915       | 16        | 110       | 70        | 60        | 386       | 24        | 70        | 197       | 88        | 21         | 224        | 7          | 1273  |
| 915-930       | 19        | 106       | 61        | 54        | 371       | 27        | 71        | 186       | 74        | 22         | 227        | 4          | 1222  |
| 930-945       | 21        | 110       | 57        | 36        | 391       | 20        | 56        | 161       | 60        | 17         | 224        | 6          | 1159  |
| 945-1000      | 24        | 113       | 56        | 42        | 380       | 21        | 42        | 159       | 58        | 22         | 216        | 8          | 1141  |
| HOUR TOTALS   |           |           |           |           |           |           |           |           |           |            |            |            |       |
| TIME          | 1<br>SBRT | 2<br>SBTH | 3<br>SBLT | 4<br>WBRT | 5<br>WBTH | 6<br>WBLT | 7<br>NBRT | 8<br>NBTH | 9<br>NBLT | 10<br>EBRT | 11<br>EBTH | 12<br>EBLT | TOTAL |
| 700-800       | 62        | 392       | 197       | 229       | 1282      | 76        | 177       | 721       | 305       | 69         | 739        | 21         | 4270  |
| 715-815       | 70        | 427       | 228       | 262       | 1332      | 84        | 204       | 777       | 347       | 82         | 803        | 23         | 4639  |
| 730-830       | 76        | 457       | 263       | 273       | 1376      | 82        | 243       | 825       | 384       | 87         | 861        | 24         | 4951  |
| 745-845       | 78        | 477       | 295       | 278       | 1431      | 77        | 269       | 843       | 400       | 88         | 911        | 24         | 5171  |
| 800-900       | 82        | 484       | 325       | 272       | 1501      | 73        | 280       | 855       | 405       | 81         | 931        | 22         | 5311  |
| 815-815       | 79        | 475       | 327       | 266       | 1538      | 76        | 284       | 841       | 392       | 75         | 930        | 23         | 5306  |
| 830-930       | 77        | 455       | 313       | 257       | 1547      | 88        | 277       | 808       | 363       | 76         | 924        | 21         | 5206  |
| 845-945       | 76        | 445       | 281       | 221       | 1555      | 89        | 264       | 760       | 319       | 75         | 907        | 23         | 5015  |
| 900-1000      | 80        | 439       | 244       | 192       | 1528      | 92        | 239       | 703       | 280       | 82         | 891        | 25         | 4795  |

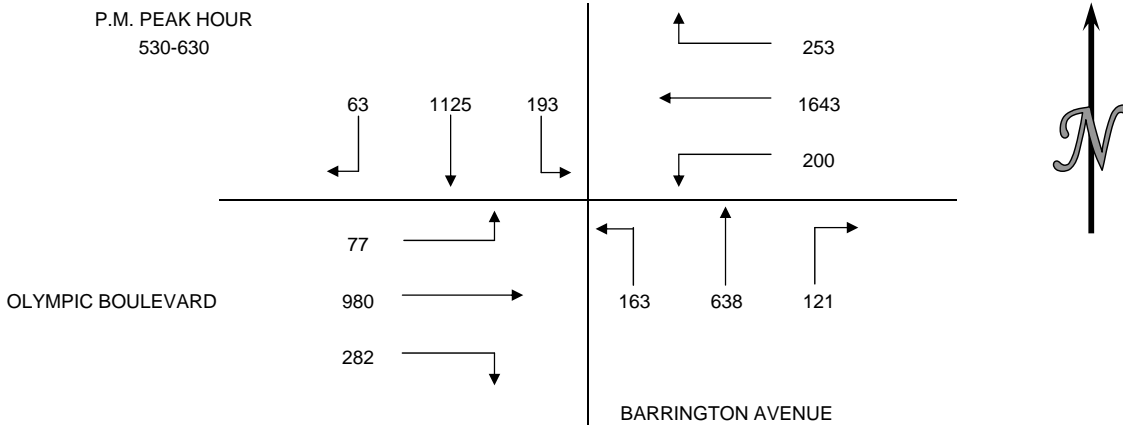




## INTERSECTION TURNING MOVEMENT COUNT SUMMARY

CLIENT: FEHR AND PEERS  
 PROJECT: SANTA MONICA COUNTS  
 DATE: TUESDAY JANUARY 13, 2009  
 PERIOD: 4:30 PM TO 7:30 PM  
 INTERSECTION: N/S BARRINGTON AVENUE  
 E/W OLYMPIC BOULEVARD

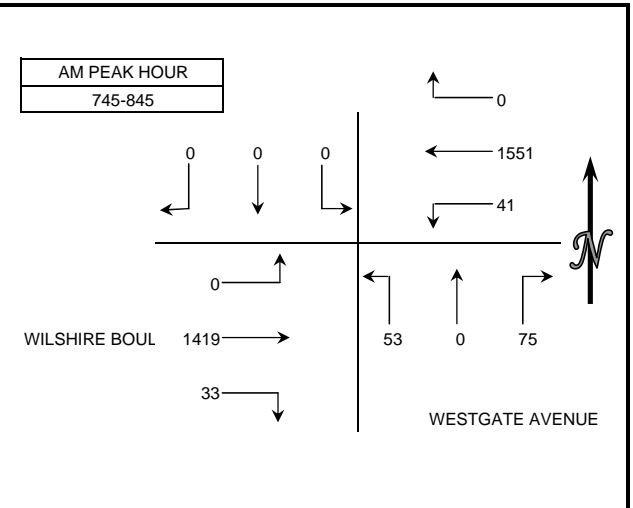
| 15 MIN COUNTS |           |           |           |           |           |           |           |           |           |            |            |            |       |
|---------------|-----------|-----------|-----------|-----------|-----------|-----------|-----------|-----------|-----------|------------|------------|------------|-------|
| PERIOD        | 1<br>SBRT | 2<br>SBTH | 3<br>SBLT | 4<br>WBRT | 5<br>WBTH | 6<br>WBLT | 7<br>NBRT | 8<br>NBTH | 9<br>NBLT | 10<br>EBRT | 11<br>EBTH | 12<br>EBLT | TOTAL |
| 430-445       | 17        | 243       | 46        | 42        | 377       | 22        | 34        | 137       | 44        | 79         | 205        | 13         | 1259  |
| 445-500       | 14        | 265       | 51        | 50        | 391       | 32        | 28        | 148       | 33        | 83         | 226        | 14         | 1335  |
| 500-515       | 15        | 275       | 49        | 59        | 384       | 35        | 38        | 155       | 32        | 94         | 220        | 17         | 1373  |
| 515-530       | 14        | 286       | 30        | 62        | 387       | 55        | 30        | 157       | 37        | 83         | 225        | 16         | 1382  |
| 530-545       | 16        | 292       | 44        | 75        | 417       | 48        | 30        | 146       | 42        | 81         | 238        | 21         | 1450  |
| 545-600       | 17        | 302       | 51        | 63        | 433       | 55        | 35        | 158       | 42        | 76         | 241        | 18         | 1491  |
| 600-615       | 16        | 274       | 46        | 53        | 402       | 47        | 27        | 160       | 37        | 68         | 245        | 20         | 1395  |
| 615-630       | 14        | 257       | 52        | 62        | 391       | 50        | 29        | 174       | 42        | 57         | 256        | 18         | 1402  |
| 630-645       | 15        | 243       | 52        | 51        | 369       | 54        | 27        | 154       | 31        | 62         | 251        | 18         | 1327  |
| 645-700       | 22        | 234       | 55        | 65        | 361       | 49        | 30        | 137       | 30        | 59         | 258        | 23         | 1323  |
| 700-715       | 18        | 221       | 46        | 61        | 344       | 37        | 25        | 142       | 27        | 50         | 247        | 17         | 1235  |
| 715-730       | 14        | 211       | 59        | 42        | 314       | 35        | 20        | 138       | 21        | 40         | 249        | 12         | 1155  |
| HOUR TOTALS   |           |           |           |           |           |           |           |           |           |            |            |            |       |
| TIME          | 1<br>SBRT | 2<br>SBTH | 3<br>SBLT | 4<br>WBRT | 5<br>WBTH | 6<br>WBLT | 7<br>NBRT | 8<br>NBTH | 9<br>NBLT | 10<br>EBRT | 11<br>EBTH | 12<br>EBLT | TOTAL |
| 430-530       | 60        | 1069      | 176       | 213       | 1539      | 144       | 130       | 597       | 146       | 339        | 876        | 60         | 5349  |
| 445-545       | 59        | 1118      | 174       | 246       | 1579      | 170       | 126       | 606       | 144       | 341        | 909        | 68         | 5540  |
| 500-600       | 62        | 1155      | 174       | 259       | 1621      | 193       | 133       | 616       | 153       | 334        | 924        | 72         | 5696  |
| 515-615       | 63        | 1154      | 171       | 253       | 1639      | 205       | 122       | 621       | 158       | 308        | 949        | 75         | 5718  |
| 530-630       | 63        | 1125      | 193       | 253       | 1643      | 200       | 121       | 638       | 163       | 282        | 980        | 77         | 5738  |
| 545-645       | 62        | 1076      | 201       | 229       | 1595      | 206       | 118       | 646       | 152       | 263        | 993        | 74         | 5615  |
| 600-700       | 67        | 1008      | 205       | 231       | 1523      | 200       | 113       | 625       | 140       | 246        | 1010       | 79         | 5447  |
| 700-715       | 69        | 955       | 205       | 239       | 1465      | 190       | 111       | 607       | 130       | 228        | 1012       | 76         | 5287  |
| 715-730       | 69        | 909       | 212       | 219       | 1388      | 175       | 102       | 571       | 109       | 211        | 1005       | 70         | 5040  |



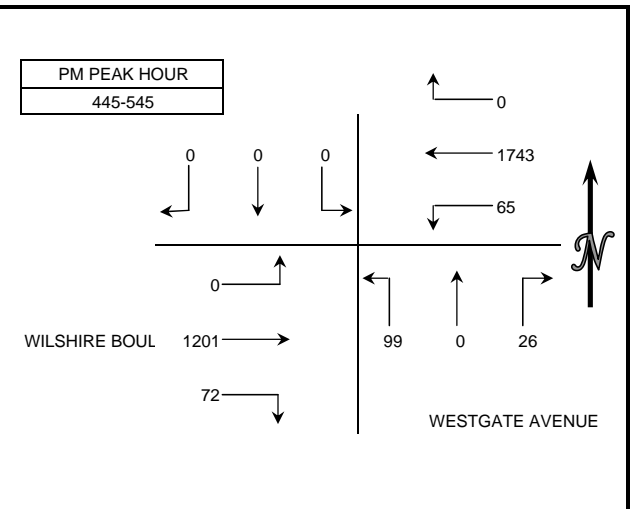
## INTERSECTION TURNING MOVEMENT COUNT SUMMARY

CLIENT: FEHR AND PEERS  
 PROJECT: WESTSIDE EXTENSION TRANSIT CORRIDOR COUNT PROGRAM  
 DATE: THURSDAY MAY 14, 2009  
 PERIODS: 7:00 AM TO 9:00 AM AND 4:00 PM TO 6:00 PM  
 INTERSECTION: N/S WESTGATE AVENUE  
 E/W WILSHIRE BOULEVARD  
 CITY: WEST LOS ANGELES

| 15 MIN COUNTS |           |           |           |           |           |           |           |           |           |            |            |            |       | 7:00 AM TO 9:00 AM |  |  |  |  |  |  |  |  |  |  |  |  |  |
|---------------|-----------|-----------|-----------|-----------|-----------|-----------|-----------|-----------|-----------|------------|------------|------------|-------|--------------------|--|--|--|--|--|--|--|--|--|--|--|--|--|
| PERIOD        | 1<br>SBRT | 2<br>SBTH | 3<br>SBLT | 4<br>WBRT | 5<br>WBTH | 6<br>WBLT | 7<br>NBRT | 8<br>NBTH | 9<br>NBLT | 10<br>EBRT | 11<br>EBTH | 12<br>EBLT | TOTAL |                    |  |  |  |  |  |  |  |  |  |  |  |  |  |
| 700-715       | 0         | 0         | 0         | 0         | 273       | 7         | 9         | 0         | 4         | 6          | 250        | 0          | 549   |                    |  |  |  |  |  |  |  |  |  |  |  |  |  |
| 715-730       | 0         | 0         | 0         | 0         | 284       | 8         | 10        | 0         | 10        | 7          | 272        | 0          | 591   |                    |  |  |  |  |  |  |  |  |  |  |  |  |  |
| 730-745       | 0         | 0         | 0         | 0         | 344       | 11        | 14        | 0         | 13        | 7          | 324        | 0          | 713   |                    |  |  |  |  |  |  |  |  |  |  |  |  |  |
| 745-800       | 0         | 0         | 0         | 0         | 380       | 14        | 28        | 0         | 17        | 9          | 381        | 0          | 829   |                    |  |  |  |  |  |  |  |  |  |  |  |  |  |
| 800-815       | 0         | 0         | 0         | 0         | 384       | 9         | 10        | 0         | 10        | 4          | 339        | 0          | 756   |                    |  |  |  |  |  |  |  |  |  |  |  |  |  |
| 815-830       | 0         | 0         | 0         | 0         | 368       | 8         | 14        | 0         | 14        | 7          | 346        | 0          | 757   |                    |  |  |  |  |  |  |  |  |  |  |  |  |  |
| 830-845       | 0         | 0         | 0         | 0         | 419       | 10        | 23        | 0         | 12        | 13         | 353        | 0          | 830   |                    |  |  |  |  |  |  |  |  |  |  |  |  |  |
| 845-900       | 0         | 0         | 0         | 0         | 421       | 9         | 13        | 0         | 18        | 2          | 350        | 0          | 813   |                    |  |  |  |  |  |  |  |  |  |  |  |  |  |
| HOUR TOTALS   |           |           |           |           |           |           |           |           |           |            |            |            |       |                    |  |  |  |  |  |  |  |  |  |  |  |  |  |
| TIME          | 1<br>SBRT | 2<br>SBTH | 3<br>SBLT | 4<br>WBRT | 5<br>WBTH | 6<br>WBLT | 7<br>NBRT | 8<br>NBTH | 9<br>NBLT | 10<br>EBRT | 11<br>EBTH | 12<br>EBLT | TOTAL |                    |  |  |  |  |  |  |  |  |  |  |  |  |  |
| 700-800       | 0         | 0         | 0         | 0         | 1281      | 40        | 61        | 0         | 44        | 29         | 1227       | 0          | 2682  |                    |  |  |  |  |  |  |  |  |  |  |  |  |  |
| 715-815       | 0         | 0         | 0         | 0         | 1392      | 42        | 62        | 0         | 50        | 27         | 1316       | 0          | 2889  |                    |  |  |  |  |  |  |  |  |  |  |  |  |  |
| 730-830       | 0         | 0         | 0         | 0         | 1476      | 42        | 66        | 0         | 54        | 27         | 1390       | 0          | 3055  |                    |  |  |  |  |  |  |  |  |  |  |  |  |  |
| 745-845       | 0         | 0         | 0         | 0         | 1551      | 41        | 75        | 0         | 53        | 33         | 1419       | 0          | 3172  |                    |  |  |  |  |  |  |  |  |  |  |  |  |  |
| 800-900       | 0         | 0         | 0         | 0         | 1592      | 36        | 60        | 0         | 54        | 26         | 1388       | 0          | 3156  |                    |  |  |  |  |  |  |  |  |  |  |  |  |  |



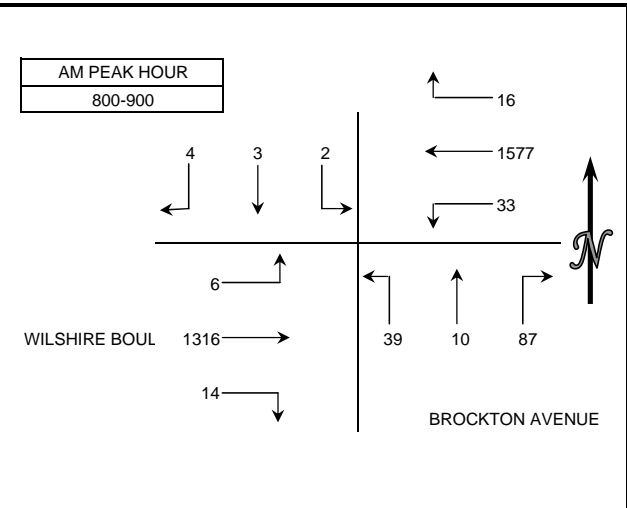
| 15 MIN COUNTS |           |           |           |           |           |           |           |           |           |            |            |            |       | 4:00 PM TO 6:00 PM |  |  |  |  |  |  |  |  |  |  |  |  |  |
|---------------|-----------|-----------|-----------|-----------|-----------|-----------|-----------|-----------|-----------|------------|------------|------------|-------|--------------------|--|--|--|--|--|--|--|--|--|--|--|--|--|
| PERIOD        | 1<br>SBRT | 2<br>SBTH | 3<br>SBLT | 4<br>WBRT | 5<br>WBTH | 6<br>WBLT | 7<br>NBRT | 8<br>NBTH | 9<br>NBLT | 10<br>EBRT | 11<br>EBTH | 12<br>EBLT | TOTAL |                    |  |  |  |  |  |  |  |  |  |  |  |  |  |
| 400-415       | 0         | 0         | 0         | 0         | 398       | 6         | 13        | 0         | 15        | 2          | 336        | 0          | 770   |                    |  |  |  |  |  |  |  |  |  |  |  |  |  |
| 415-430       | 0         | 0         | 0         | 0         | 402       | 11        | 5         | 0         | 27        | 8          | 339        | 0          | 792   |                    |  |  |  |  |  |  |  |  |  |  |  |  |  |
| 430-445       | 0         | 0         | 0         | 0         | 420       | 9         | 6         | 0         | 17        | 13         | 333        | 0          | 798   |                    |  |  |  |  |  |  |  |  |  |  |  |  |  |
| 445-500       | 0         | 0         | 0         | 0         | 425       | 18        | 5         | 0         | 26        | 13         | 326        | 0          | 813   |                    |  |  |  |  |  |  |  |  |  |  |  |  |  |
| 500-515       | 0         | 0         | 0         | 0         | 379       | 16        | 15        | 0         | 21        | 16         | 307        | 0          | 754   |                    |  |  |  |  |  |  |  |  |  |  |  |  |  |
| 515-530       | 0         | 0         | 0         | 0         | 467       | 10        | 3         | 0         | 28        | 14         | 280        | 0          | 802   |                    |  |  |  |  |  |  |  |  |  |  |  |  |  |
| 530-545       | 0         | 0         | 0         | 0         | 472       | 21        | 3         | 0         | 24        | 29         | 288        | 0          | 837   |                    |  |  |  |  |  |  |  |  |  |  |  |  |  |
| 545-600       | 0         | 0         | 0         | 0         | 481       | 22        | 10        | 0         | 26        | 26         | 241        | 0          | 806   |                    |  |  |  |  |  |  |  |  |  |  |  |  |  |
| HOUR TOTALS   |           |           |           |           |           |           |           |           |           |            |            |            |       |                    |  |  |  |  |  |  |  |  |  |  |  |  |  |
| TIME          | 1<br>SBRT | 2<br>SBTH | 3<br>SBLT | 4<br>WBRT | 5<br>WBTH | 6<br>WBLT | 7<br>NBRT | 8<br>NBTH | 9<br>NBLT | 10<br>EBRT | 11<br>EBTH | 12<br>EBLT | TOTAL |                    |  |  |  |  |  |  |  |  |  |  |  |  |  |
| 400-500       | 0         | 0         | 0         | 0         | 1645      | 44        | 29        | 0         | 85        | 36         | 1334       | 0          | 3173  |                    |  |  |  |  |  |  |  |  |  |  |  |  |  |
| 415-515       | 0         | 0         | 0         | 0         | 1626      | 54        | 31        | 0         | 91        | 50         | 1305       | 0          | 3157  |                    |  |  |  |  |  |  |  |  |  |  |  |  |  |
| 430-530       | 0         | 0         | 0         | 0         | 1691      | 53        | 29        | 0         | 92        | 56         | 1246       | 0          | 3167  |                    |  |  |  |  |  |  |  |  |  |  |  |  |  |
| 445-545       | 0         | 0         | 0         | 0         | 1743      | 65        | 26        | 0         | 99        | 72         | 1201       | 0          | 3206  |                    |  |  |  |  |  |  |  |  |  |  |  |  |  |
| 500-600       | 0         | 0         | 0         | 0         | 1799      | 69        | 31        | 0         | 99        | 85         | 1116       | 0          | 3199  |                    |  |  |  |  |  |  |  |  |  |  |  |  |  |



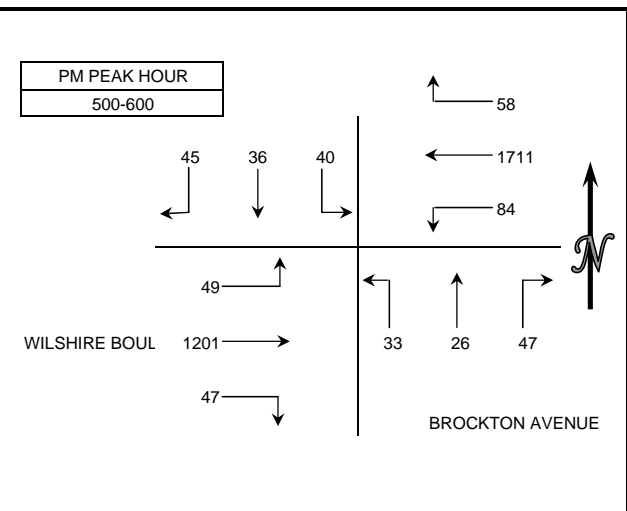
## INTERSECTION TURNING MOVEMENT COUNT SUMMARY

CLIENT: FEHR AND PEERS  
 PROJECT: WESTSIDE EXTENSION TRANSIT CORRIDOR COUNT PROGRAM  
 DATE: THURSDAY MAY 14, 2009  
 PERIODS: 7:00 AM TO 9:00 AM AND 4:00 PM TO 6:00 PM  
 INTERSECTION: N/S BROCKTON AVENUE  
 E/W WILSHIRE BOULEVARD  
 CITY: WEST LOS ANGELES

| 15 MIN COUNTS |           |           |           |           |           |           |           |           |           |            |            |            |       | 7:00 AM TO 9:00 AM |  |  |  |  |  |  |  |  |  |  |  |  |  |
|---------------|-----------|-----------|-----------|-----------|-----------|-----------|-----------|-----------|-----------|------------|------------|------------|-------|--------------------|--|--|--|--|--|--|--|--|--|--|--|--|--|
| PERIOD        | 1<br>SBRT | 2<br>SBTH | 3<br>SBLT | 4<br>WBRT | 5<br>WBTH | 6<br>WBLT | 7<br>NBRT | 8<br>NBTH | 9<br>NBLT | 10<br>EBRT | 11<br>EBTH | 12<br>EBLT | TOTAL |                    |  |  |  |  |  |  |  |  |  |  |  |  |  |
| 700-715       | 0         | 0         | 0         | 1         | 234       | 7         | 17        | 1         | 5         | 0          | 215        | 3          | 483   |                    |  |  |  |  |  |  |  |  |  |  |  |  |  |
| 715-730       | 0         | 0         | 2         | 1         | 276       | 4         | 22        | 2         | 7         | 0          | 281        | 1          | 596   |                    |  |  |  |  |  |  |  |  |  |  |  |  |  |
| 730-745       | 0         | 0         | 2         | 4         | 332       | 5         | 32        | 1         | 7         | 3          | 292        | 1          | 679   |                    |  |  |  |  |  |  |  |  |  |  |  |  |  |
| 745-800       | 3         | 0         | 1         | 3         | 372       | 5         | 29        | 1         | 10        | 6          | 356        | 0          | 786   |                    |  |  |  |  |  |  |  |  |  |  |  |  |  |
| 800-815       | 0         | 0         | 0         | 4         | 383       | 7         | 22        | 2         | 7         | 7          | 297        | 1          | 730   |                    |  |  |  |  |  |  |  |  |  |  |  |  |  |
| 815-830       | 2         | 1         | 1         | 3         | 382       | 9         | 25        | 4         | 14        | 4          | 363        | 2          | 810   |                    |  |  |  |  |  |  |  |  |  |  |  |  |  |
| 830-845       | 2         | 1         | 1         | 3         | 390       | 12        | 23        | 2         | 9         | 1          | 331        | 0          | 775   |                    |  |  |  |  |  |  |  |  |  |  |  |  |  |
| 845-900       | 0         | 1         | 0         | 6         | 422       | 5         | 17        | 2         | 9         | 2          | 325        | 3          | 792   |                    |  |  |  |  |  |  |  |  |  |  |  |  |  |
| HOUR TOTALS   |           |           |           |           |           |           |           |           |           |            |            |            |       |                    |  |  |  |  |  |  |  |  |  |  |  |  |  |
| TIME          | 1<br>SBRT | 2<br>SBTH | 3<br>SBLT | 4<br>WBRT | 5<br>WBTH | 6<br>WBLT | 7<br>NBRT | 8<br>NBTH | 9<br>NBLT | 10<br>EBRT | 11<br>EBTH | 12<br>EBLT | TOTAL |                    |  |  |  |  |  |  |  |  |  |  |  |  |  |
| 700-800       | 3         | 0         | 5         | 9         | 1214      | 21        | 100       | 5         | 29        | 9          | 1144       | 5          | 2544  |                    |  |  |  |  |  |  |  |  |  |  |  |  |  |
| 715-815       | 3         | 0         | 5         | 12        | 1363      | 21        | 105       | 6         | 31        | 16         | 1226       | 3          | 2791  |                    |  |  |  |  |  |  |  |  |  |  |  |  |  |
| 730-830       | 5         | 1         | 4         | 14        | 1469      | 26        | 108       | 8         | 38        | 20         | 1308       | 4          | 3005  |                    |  |  |  |  |  |  |  |  |  |  |  |  |  |
| 745-845       | 7         | 2         | 3         | 13        | 1527      | 33        | 99        | 9         | 40        | 18         | 1347       | 3          | 3101  |                    |  |  |  |  |  |  |  |  |  |  |  |  |  |
| 800-900       | 4         | 3         | 2         | 16        | 1577      | 33        | 87        | 10        | 39        | 14         | 1316       | 6          | 3107  |                    |  |  |  |  |  |  |  |  |  |  |  |  |  |



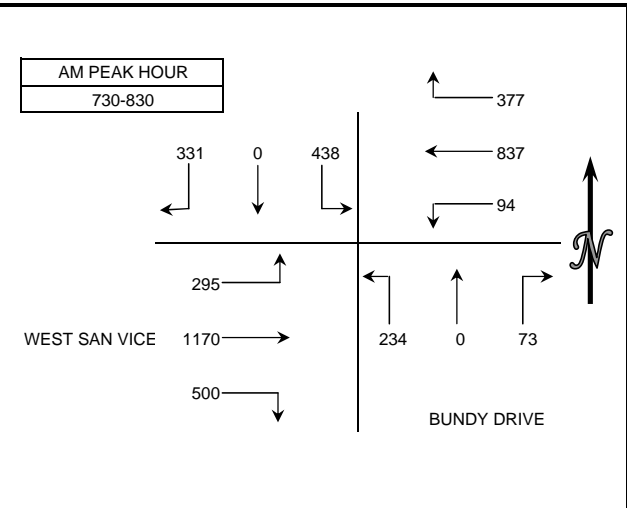
| 15 MIN COUNTS |           |           |           |           |           |           |           |           |           |            |            |            |       | 4:00 PM TO 6:00 PM |  |  |  |  |  |  |  |  |  |  |  |  |  |
|---------------|-----------|-----------|-----------|-----------|-----------|-----------|-----------|-----------|-----------|------------|------------|------------|-------|--------------------|--|--|--|--|--|--|--|--|--|--|--|--|--|
| PERIOD        | 1<br>SBRT | 2<br>SBTH | 3<br>SBLT | 4<br>WBRT | 5<br>WBTH | 6<br>WBLT | 7<br>NBRT | 8<br>NBTH | 9<br>NBLT | 10<br>EBRT | 11<br>EBTH | 12<br>EBLT | TOTAL |                    |  |  |  |  |  |  |  |  |  |  |  |  |  |
| 400-415       | 13        | 9         | 16        | 6         | 355       | 16        | 17        | 1         | 6         | 14         | 324        | 11         | 788   |                    |  |  |  |  |  |  |  |  |  |  |  |  |  |
| 415-430       | 16        | 4         | 4         | 15        | 388       | 9         | 18        | 7         | 7         | 9          | 358        | 13         | 845   |                    |  |  |  |  |  |  |  |  |  |  |  |  |  |
| 430-445       | 17        | 11        | 9         | 12        | 433       | 12        | 10        | 1         | 7         | 5          | 307        | 10         | 834   |                    |  |  |  |  |  |  |  |  |  |  |  |  |  |
| 445-500       | 6         | 3         | 13        | 12        | 367       | 17        | 8         | 6         | 6         | 6          | 326        | 11         | 781   |                    |  |  |  |  |  |  |  |  |  |  |  |  |  |
| 500-515       | 9         | 13        | 15        | 8         | 382       | 14        | 14        | 5         | 4         | 12         | 326        | 12         | 814   |                    |  |  |  |  |  |  |  |  |  |  |  |  |  |
| 515-530       | 11        | 7         | 5         | 17        | 453       | 26        | 14        | 5         | 9         | 16         | 312        | 8          | 883   |                    |  |  |  |  |  |  |  |  |  |  |  |  |  |
| 530-545       | 11        | 7         | 13        | 12        | 477       | 22        | 8         | 6         | 10        | 8          | 282        | 16         | 872   |                    |  |  |  |  |  |  |  |  |  |  |  |  |  |
| 545-600       | 14        | 9         | 7         | 21        | 399       | 22        | 11        | 10        | 10        | 11         | 281        | 13         | 808   |                    |  |  |  |  |  |  |  |  |  |  |  |  |  |
| HOUR TOTALS   |           |           |           |           |           |           |           |           |           |            |            |            |       |                    |  |  |  |  |  |  |  |  |  |  |  |  |  |
| TIME          | 1<br>SBRT | 2<br>SBTH | 3<br>SBLT | 4<br>WBRT | 5<br>WBTH | 6<br>WBLT | 7<br>NBRT | 8<br>NBTH | 9<br>NBLT | 10<br>EBRT | 11<br>EBTH | 12<br>EBLT | TOTAL |                    |  |  |  |  |  |  |  |  |  |  |  |  |  |
| 400-500       | 52        | 27        | 42        | 45        | 1543      | 54        | 53        | 15        | 26        | 34         | 1312       | 45         | 3248  |                    |  |  |  |  |  |  |  |  |  |  |  |  |  |
| 415-515       | 48        | 31        | 41        | 47        | 1570      | 52        | 50        | 19        | 24        | 32         | 1314       | 46         | 3274  |                    |  |  |  |  |  |  |  |  |  |  |  |  |  |
| 430-530       | 43        | 34        | 42        | 49        | 1635      | 69        | 46        | 17        | 26        | 39         | 1271       | 41         | 3312  |                    |  |  |  |  |  |  |  |  |  |  |  |  |  |
| 445-545       | 37        | 30        | 46        | 49        | 1679      | 79        | 44        | 22        | 29        | 42         | 1246       | 47         | 3350  |                    |  |  |  |  |  |  |  |  |  |  |  |  |  |
| 500-600       | 45        | 36        | 40        | 58        | 1711      | 84        | 47        | 26        | 33        | 47         | 1201       | 49         | 3377  |                    |  |  |  |  |  |  |  |  |  |  |  |  |  |



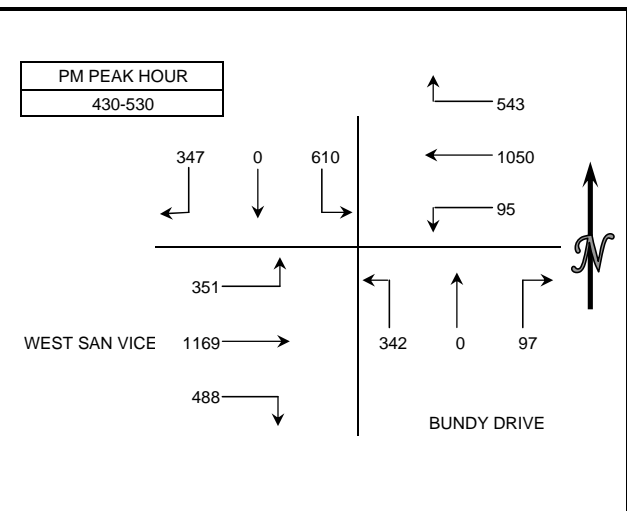
## INTERSECTION TURNING MOVEMENT COUNT SUMMARY

CLIENT: FEHR AND PEERS  
 PROJECT: WESTSIDE EXTENSION TRANSIT CORRIDOR COUNT PROGRAM  
 DATE: THURSDAY MAY 21, 2009  
 PERIODS: 7:00 AM TO 9:00 AM AND 4:00 PM TO 6:00 PM  
 INTERSECTION: N/S BUNDY DRIVE  
 E/W WEST SAN VICENTE BOULEVARD  
 CITY: WEST LOS ANGELES

| 15 MIN COUNTS |           |           |           |           |           |           |           |           |           |            |            |            |       | 7:00 AM TO 9:00 AM |  |  |  |  |  |  |  |  |  |  |  |  |  |
|---------------|-----------|-----------|-----------|-----------|-----------|-----------|-----------|-----------|-----------|------------|------------|------------|-------|--------------------|--|--|--|--|--|--|--|--|--|--|--|--|--|
| PERIOD        | 1<br>SBRT | 2<br>SBTH | 3<br>SBLT | 4<br>WBRT | 5<br>WBTH | 6<br>WBLT | 7<br>NBRT | 8<br>NBTH | 9<br>NBLT | 10<br>EBRT | 11<br>EBTH | 12<br>EBLT | TOTAL |                    |  |  |  |  |  |  |  |  |  |  |  |  |  |
| 700-715       | 45        | 0         | 39        | 48        | 151       | 3         | 8         | 0         | 59        | 33         | 165        | 42         | 593   |                    |  |  |  |  |  |  |  |  |  |  |  |  |  |
| 715-730       | 52        | 0         | 71        | 54        | 210       | 9         | 7         | 0         | 79        | 63         | 224        | 44         | 813   |                    |  |  |  |  |  |  |  |  |  |  |  |  |  |
| 730-745       | 86        | 0         | 84        | 103       | 279       | 15        | 14        | 0         | 83        | 91         | 238        | 58         | 1051  |                    |  |  |  |  |  |  |  |  |  |  |  |  |  |
| 745-800       | 78        | 0         | 93        | 95        | 221       | 15        | 21        | 0         | 47        | 126        | 330        | 89         | 1115  |                    |  |  |  |  |  |  |  |  |  |  |  |  |  |
| 800-815       | 83        | 0         | 138       | 99        | 171       | 36        | 20        | 0         | 65        | 160        | 324        | 74         | 1170  |                    |  |  |  |  |  |  |  |  |  |  |  |  |  |
| 815-830       | 84        | 0         | 123       | 80        | 166       | 28        | 18        | 0         | 39        | 123        | 278        | 74         | 1013  |                    |  |  |  |  |  |  |  |  |  |  |  |  |  |
| 830-845       | 68        | 0         | 127       | 98        | 164       | 14        | 18        | 0         | 58        | 106        | 250        | 56         | 959   |                    |  |  |  |  |  |  |  |  |  |  |  |  |  |
| 845-900       | 93        | 0         | 119       | 71        | 167       | 19        | 22        | 0         | 77        | 115        | 282        | 63         | 1028  |                    |  |  |  |  |  |  |  |  |  |  |  |  |  |
| HOUR TOTALS   |           |           |           |           |           |           |           |           |           |            |            |            |       |                    |  |  |  |  |  |  |  |  |  |  |  |  |  |
| TIME          | 1<br>SBRT | 2<br>SBTH | 3<br>SBLT | 4<br>WBRT | 5<br>WBTH | 6<br>WBLT | 7<br>NBRT | 8<br>NBTH | 9<br>NBLT | 10<br>EBRT | 11<br>EBTH | 12<br>EBLT | TOTAL |                    |  |  |  |  |  |  |  |  |  |  |  |  |  |
| 700-800       | 261       | 0         | 287       | 300       | 861       | 42        | 50        | 0         | 268       | 313        | 957        | 233        | 3572  |                    |  |  |  |  |  |  |  |  |  |  |  |  |  |
| 715-815       | 299       | 0         | 386       | 351       | 881       | 75        | 62        | 0         | 274       | 440        | 1116       | 265        | 4149  |                    |  |  |  |  |  |  |  |  |  |  |  |  |  |
| 730-830       | 331       | 0         | 438       | 377       | 837       | 94        | 73        | 0         | 234       | 500        | 1170       | 295        | 4349  |                    |  |  |  |  |  |  |  |  |  |  |  |  |  |
| 745-845       | 313       | 0         | 481       | 372       | 722       | 93        | 77        | 0         | 209       | 515        | 1182       | 293        | 4257  |                    |  |  |  |  |  |  |  |  |  |  |  |  |  |
| 800-900       | 328       | 0         | 507       | 348       | 668       | 97        | 78        | 0         | 239       | 504        | 1134       | 267        | 4170  |                    |  |  |  |  |  |  |  |  |  |  |  |  |  |



| 15 MIN COUNTS |           |           |           |           |           |           |           |           |           |            |            |            |       | 4:00 PM TO 6:00 PM |  |  |  |  |  |  |  |  |  |  |  |  |  |
|---------------|-----------|-----------|-----------|-----------|-----------|-----------|-----------|-----------|-----------|------------|------------|------------|-------|--------------------|--|--|--|--|--|--|--|--|--|--|--|--|--|
| PERIOD        | 1<br>SBRT | 2<br>SBTH | 3<br>SBLT | 4<br>WBRT | 5<br>WBTH | 6<br>WBLT | 7<br>NBRT | 8<br>NBTH | 9<br>NBLT | 10<br>EBRT | 11<br>EBTH | 12<br>EBLT | TOTAL |                    |  |  |  |  |  |  |  |  |  |  |  |  |  |
| 400-415       | 78        | 0         | 197       | 132       | 243       | 26        | 38        | 0         | 84        | 129        | 271        | 82         | 1280  |                    |  |  |  |  |  |  |  |  |  |  |  |  |  |
| 415-430       | 67        | 0         | 176       | 109       | 231       | 22        | 28        | 0         | 47        | 136        | 273        | 83         | 1172  |                    |  |  |  |  |  |  |  |  |  |  |  |  |  |
| 430-445       | 82        | 0         | 175       | 117       | 282       | 31        | 25        | 0         | 59        | 162        | 321        | 80         | 1334  |                    |  |  |  |  |  |  |  |  |  |  |  |  |  |
| 445-500       | 80        | 0         | 162       | 109       | 247       | 20        | 24        | 0         | 57        | 110        | 283        | 92         | 1184  |                    |  |  |  |  |  |  |  |  |  |  |  |  |  |
| 500-515       | 88        | 0         | 133       | 160       | 271       | 21        | 21        | 0         | 106       | 96         | 284        | 92         | 1272  |                    |  |  |  |  |  |  |  |  |  |  |  |  |  |
| 515-530       | 97        | 0         | 140       | 157       | 250       | 23        | 27        | 0         | 120       | 120        | 281        | 87         | 1302  |                    |  |  |  |  |  |  |  |  |  |  |  |  |  |
| 530-545       | 75        | 0         | 151       | 111       | 229       | 35        | 24        | 0         | 98        | 124        | 221        | 68         | 1136  |                    |  |  |  |  |  |  |  |  |  |  |  |  |  |
| 545-600       | 77        | 0         | 125       | 123       | 269       | 31        | 22        | 0         | 66        | 118        | 194        | 64         | 1089  |                    |  |  |  |  |  |  |  |  |  |  |  |  |  |
| HOUR TOTALS   |           |           |           |           |           |           |           |           |           |            |            |            |       |                    |  |  |  |  |  |  |  |  |  |  |  |  |  |
| TIME          | 1<br>SBRT | 2<br>SBTH | 3<br>SBLT | 4<br>WBRT | 5<br>WBTH | 6<br>WBLT | 7<br>NBRT | 8<br>NBTH | 9<br>NBLT | 10<br>EBRT | 11<br>EBTH | 12<br>EBLT | TOTAL |                    |  |  |  |  |  |  |  |  |  |  |  |  |  |
| 400-500       | 307       | 0         | 710       | 467       | 1003      | 99        | 115       | 0         | 247       | 537        | 1148       | 337        | 4970  |                    |  |  |  |  |  |  |  |  |  |  |  |  |  |
| 415-515       | 317       | 0         | 646       | 495       | 1031      | 94        | 98        | 0         | 269       | 504        | 1161       | 347        | 4962  |                    |  |  |  |  |  |  |  |  |  |  |  |  |  |
| 430-530       | 347       | 0         | 610       | 543       | 1050      | 95        | 97        | 0         | 342       | 488        | 1169       | 351        | 5092  |                    |  |  |  |  |  |  |  |  |  |  |  |  |  |
| 445-545       | 340       | 0         | 586       | 537       | 997       | 99        | 96        | 0         | 381       | 450        | 1069       | 339        | 4894  |                    |  |  |  |  |  |  |  |  |  |  |  |  |  |
| 500-600       | 337       | 0         | 549       | 551       | 1019      | 110       | 94        | 0         | 390       | 458        | 980        | 311        | 4799  |                    |  |  |  |  |  |  |  |  |  |  |  |  |  |



City Traffic Counters  
626.256.4171

File Name : BundyWil  
Site Code : 00000000  
Start Date : 10/29/2008  
Page No : 1

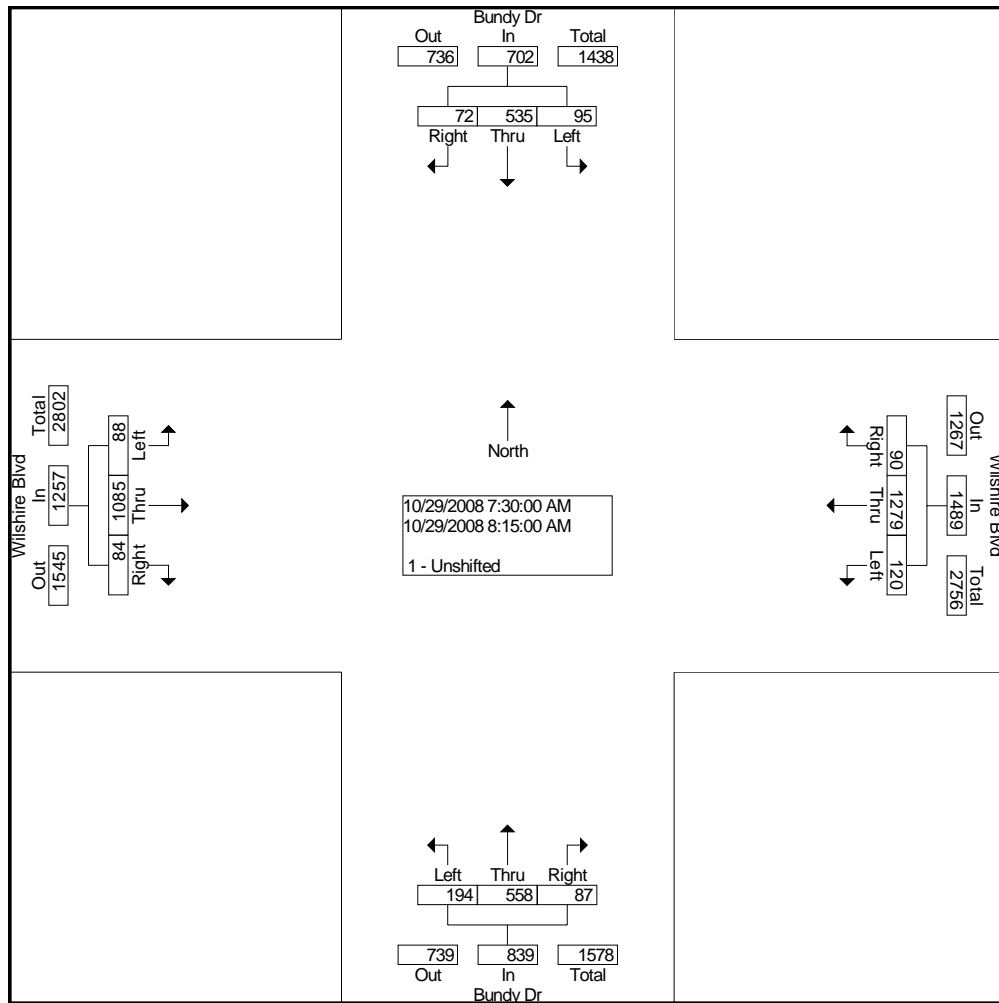
Groups Printed- 1 - Unshifted

| Start Time  | Bundy Dr Southbound |      |       | Wilshire Blvd Westbound |      |       | Bundy Dr Northbound |      |       | Wilshire Blvd Eastbound |      |       | Int. Total |
|-------------|---------------------|------|-------|-------------------------|------|-------|---------------------|------|-------|-------------------------|------|-------|------------|
|             | Left                | Thru | Right | Left                    | Thru | Right | Left                | Thru | Right | Left                    | Thru | Right |            |
| Factor      | 1.0                 | 1.0  | 1.0   | 1.0                     | 1.0  | 1.0   | 1.0                 | 1.0  | 1.0   | 1.0                     | 1.0  | 1.0   |            |
| 07:00 AM    | 23                  | 83   | 6     | 16                      | 182  | 8     | 38                  | 108  | 24    | 10                      | 185  | 19    | 702        |
| 07:15 AM    | 30                  | 92   | 16    | 24                      | 257  | 18    | 46                  | 161  | 18    | 21                      | 218  | 14    | 915        |
| 07:30 AM    | 24                  | 125  | 16    | 31                      | 335  | 20    | 39                  | 128  | 17    | 26                      | 262  | 24    | 1047       |
| 07:45 AM    | 23                  | 145  | 18    | 26                      | 309  | 23    | 38                  | 162  | 23    | 19                      | 303  | 19    | 1108       |
| Total       | 100                 | 445  | 56    | 97                      | 1083 | 69    | 161                 | 559  | 82    | 76                      | 968  | 76    | 3772       |
| 08:00 AM    | 24                  | 118  | 21    | 31                      | 306  | 33    | 61                  | 129  | 30    | 24                      | 266  | 23    | 1066       |
| 08:15 AM    | 24                  | 147  | 17    | 32                      | 329  | 14    | 56                  | 139  | 17    | 19                      | 254  | 18    | 1066       |
| 08:30 AM    | 28                  | 139  | 20    | 25                      | 325  | 18    | 48                  | 140  | 19    | 20                      | 246  | 11    | 1039       |
| 08:45 AM    | 20                  | 122  | 28    | 34                      | 334  | 10    | 57                  | 142  | 16    | 20                      | 238  | 20    | 1041       |
| Total       | 96                  | 526  | 86    | 122                     | 1294 | 75    | 222                 | 550  | 82    | 83                      | 1004 | 72    | 4212       |
| 09:00 AM    | 29                  | 121  | 22    | 26                      | 370  | 16    | 40                  | 123  | 25    | 18                      | 227  | 23    | 1040       |
| 09:15 AM    | 22                  | 122  | 30    | 34                      | 270  | 13    | 53                  | 123  | 18    | 19                      | 231  | 17    | 952        |
| 09:30 AM    | 20                  | 110  | 17    | 23                      | 307  | 17    | 62                  | 110  | 26    | 18                      | 237  | 12    | 959        |
| 09:45 AM    | 15                  | 121  | 21    | 22                      | 366  | 16    | 68                  | 100  | 16    | 57                      | 218  | 16    | 1036       |
| Total       | 86                  | 474  | 90    | 105                     | 1313 | 62    | 223                 | 456  | 85    | 112                     | 913  | 68    | 3987       |
| 04:00 PM    | 18                  | 128  | 15    | 31                      | 263  | 24    | 42                  | 150  | 24    | 34                      | 202  | 23    | 954        |
| 04:15 PM    | 15                  | 138  | 24    | 26                      | 240  | 36    | 38                  | 155  | 20    | 33                      | 248  | 18    | 991        |
| 04:30 PM    | 19                  | 128  | 23    | 20                      | 280  | 23    | 48                  | 154  | 28    | 34                      | 267  | 23    | 1047       |
| 04:45 PM    | 18                  | 126  | 23    | 20                      | 272  | 21    | 39                  | 175  | 33    | 36                      | 243  | 25    | 1031       |
| Total       | 70                  | 520  | 85    | 97                      | 1055 | 104   | 167                 | 634  | 105   | 137                     | 960  | 89    | 4023       |
| 05:00 PM    | 20                  | 116  | 16    | 21                      | 329  | 31    | 48                  | 208  | 23    | 32                      | 247  | 29    | 1120       |
| 05:15 PM    | 24                  | 132  | 16    | 29                      | 338  | 18    | 40                  | 196  | 19    | 29                      | 267  | 15    | 1123       |
| 05:30 PM    | 20                  | 123  | 14    | 36                      | 315  | 31    | 54                  | 220  | 25    | 30                      | 263  | 20    | 1151       |
| 05:45 PM    | 24                  | 117  | 24    | 27                      | 299  | 22    | 45                  | 229  | 21    | 37                      | 243  | 22    | 1110       |
| Total       | 88                  | 488  | 70    | 113                     | 1281 | 102   | 187                 | 853  | 88    | 128                     | 1020 | 86    | 4504       |
| 06:00 PM    | 27                  | 128  | 19    | 31                      | 340  | 29    | 56                  | 215  | 29    | 44                      | 249  | 19    | 1186       |
| 06:15 PM    | 27                  | 105  | 20    | 32                      | 320  | 28    | 49                  | 213  | 22    | 39                      | 258  | 18    | 1131       |
| 06:30 PM    | 22                  | 90   | 24    | 28                      | 348  | 29    | 48                  | 219  | 22    | 37                      | 274  | 21    | 1162       |
| 06:45 PM    | 28                  | 88   | 22    | 38                      | 333  | 29    | 49                  | 209  | 27    | 32                      | 257  | 22    | 1134       |
| Total       | 104                 | 411  | 85    | 129                     | 1341 | 115   | 202                 | 856  | 100   | 152                     | 1038 | 80    | 4613       |
| Grand Total | 544                 | 2864 | 472   | 663                     | 7367 | 527   | 1162                | 3908 | 542   | 688                     | 5903 | 471   | 25111      |
| Apprch %    | 14.0                | 73.8 | 12.2  | 7.7                     | 86.1 | 6.2   | 20.7                | 69.6 | 9.7   | 9.7                     | 83.6 | 6.7   |            |
| Total %     | 2.2                 | 11.4 | 1.9   | 2.6                     | 29.3 | 2.1   | 4.6                 | 15.6 | 2.2   | 2.7                     | 23.5 | 1.9   |            |

**City Traffic Counters**  
626.256.4171

File Name : BundyWil  
Site Code : 00000000  
Start Date : 10/29/2008  
Page No : 2

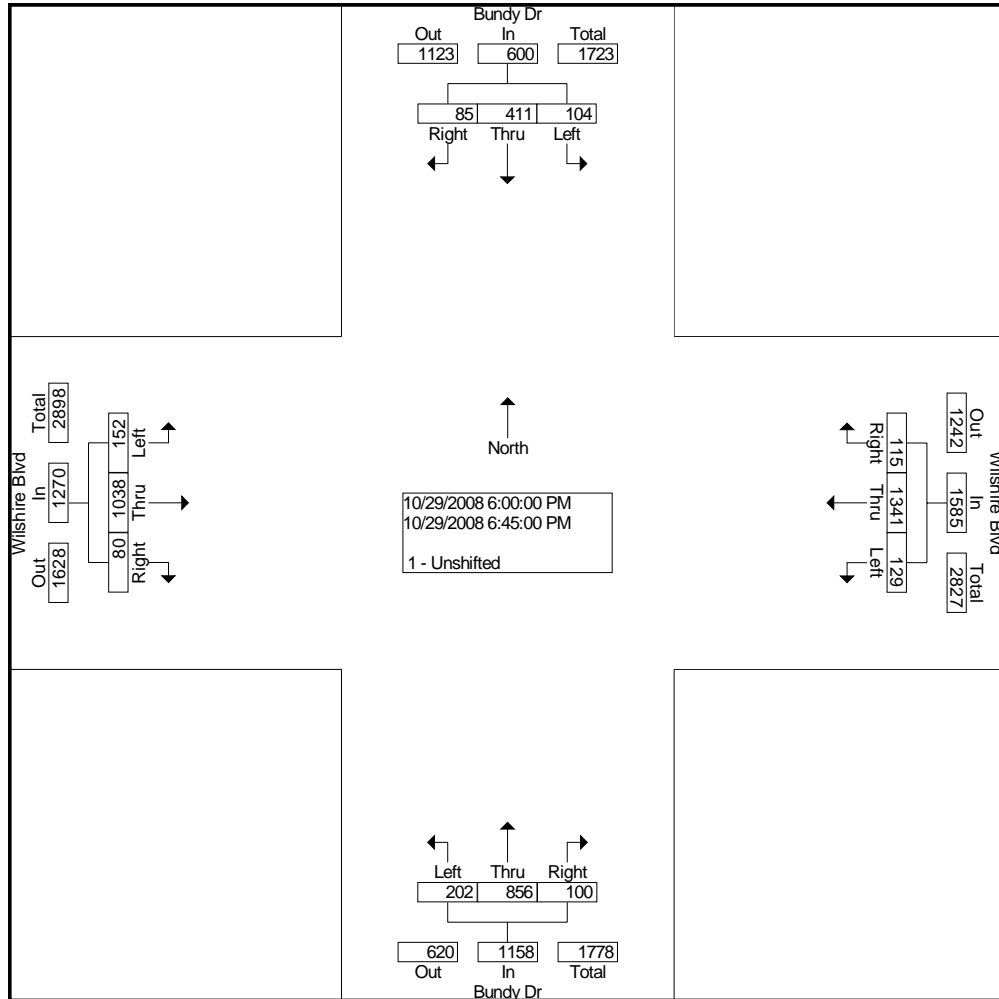
| Start Time  | Bundy Dr Southbound |      |       |            | Wilshire Blvd Westbound |      |       |            | Bundy Dr Northbound |      |       |            | Wilshire Blvd Eastbound |      |       |            | Int. Total |
|---|---------------------|------|-------|------------|-------------------------|------|-------|------------|---------------------|------|-------|------------|-------------------------|------|-------|------------|------------|
|   | Left                | Thru | Right | App. Total | Left                    | Thru | Right | App. Total | Left                | Thru | Right | App. Total | Left                    | Thru | Right | App. Total |            |
| Peak Hour From 07:00 AM to 01:00 PM - Peak 1 of 1 |                     |      |       |            |                         |      |       |            |                     |      |       |            |                         |      |       |            |            |
| Intersection                                      | 07:30 AM            |      |       |            |                         |      |       |            |                     |      |       |            |                         |      |       |            |            |
| Volume  | 95                  | 535  | 72    | 702        | 120                     | 1279 | 90    | 1489       | 194                 | 558  | 87    | 839        | 88                      | 1085 | 84    | 1257       | 4287       |
| Percent   | 13.5                | 76.2 | 10.3  |            | 8.1                     | 85.9 | 6.0   |            | 23.1                | 66.5 | 10.4  |            | 7.0                     | 86.3 | 6.7   |            |            |
| 07:45   |                     |      |       |            |                         |      |       |            |                     |      |       |            |                         |      |       |            |            |
| Volume  | 23                  | 145  | 18    | 186        | 26                      | 309  | 23    | 358        | 38                  | 162  | 23    | 223        | 19                      | 303  | 19    | 341        | 1108       |
| Peak Factor                                       | 0.967               |      |       |            |                         |      |       |            |                     |      |       |            |                         |      |       |            |            |
| High Int.   | 08:15 AM            |      |       |            |                         |      |       |            |                     |      |       |            |                         |      |       |            |            |
| Volume  | 24                  | 147  | 17    | 188        | 31                      | 335  | 20    | 386        | 38                  | 162  | 23    | 223        | 19                      | 303  | 19    | 341        |            |
| Peak Factor                                       | 0.934               |      |       |            |                         |      |       |            | 0.964               |      |       |            | 0.941                   |      |       |            | 0.922      |



**City Traffic Counters**  
626.256.4171

File Name : BundyWil  
Site Code : 00000000  
Start Date : 10/29/2008  
Page No : 3

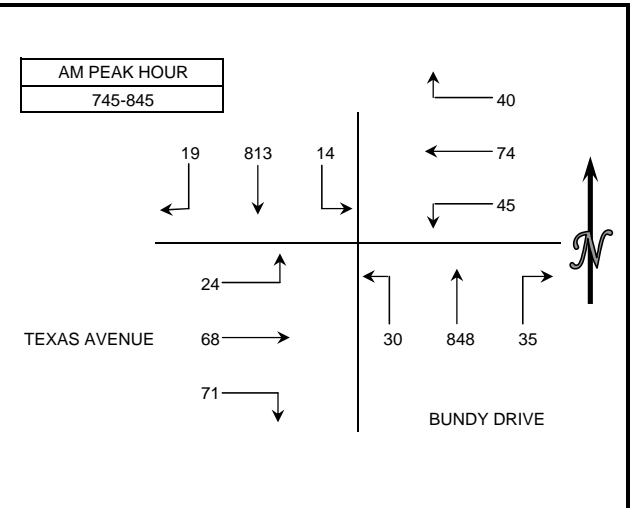
| Start Time  | Bundy Dr Southbound |      |       |            | Wilshire Blvd Westbound |      |       |            | Bundy Dr Northbound |      |       |            | Wilshire Blvd Eastbound |      |       |            | Int. Total |
|---|---------------------|------|-------|------------|-------------------------|------|-------|------------|---------------------|------|-------|------------|-------------------------|------|-------|------------|------------|
|   | Left                | Thru | Right | App. Total | Left                    | Thru | Right | App. Total | Left                | Thru | Right | App. Total | Left                    | Thru | Right | App. Total |            |
| Peak Hour From 01:15 PM to 06:45 PM - Peak 1 of 1 |                     |      |       |            |                         |      |       |            |                     |      |       |            |                         |      |       |            |            |
| Intersection                                      | 06:00 PM            |      |       |            |                         |      |       |            |                     |      |       |            |                         |      |       |            |            |
| Volume  | 104                 | 411  | 85    | 600        | 129                     | 1341 | 115   | 1585       | 202                 | 856  | 100   | 1158       | 152                     | 1038 | 80    | 1270       | 4613       |
| Percent   | 17.3                | 68.5 | 14.2  |            | 8.1                     | 84.6 | 7.3   |            | 17.4                | 73.9 | 8.6   |            | 12.0                    | 81.7 | 6.3   |            |            |
| 06:00 Volume                                      | 27                  | 128  | 19    | 174        | 31                      | 340  | 29    | 400        | 56                  | 215  | 29    | 300        | 44                      | 249  | 19    | 312        | 1186       |
| Peak Factor                                       | 0.972               |      |       |            |                         |      |       |            |                     |      |       |            |                         |      |       |            |            |
| High Int.   | 06:00 PM            |      |       |            |                         |      |       |            |                     |      |       |            |                         |      |       |            |            |
| Volume  | 27                  | 128  | 19    | 174        | 28                      | 348  | 29    | 405        | 56                  | 215  | 29    | 300        | 37                      | 274  | 21    | 332        |            |
| Peak Factor                                       | 0.862               |      |       |            | 0.978                   |      |       |            | 0.965               |      |       |            | 0.956                   |      |       |            |            |



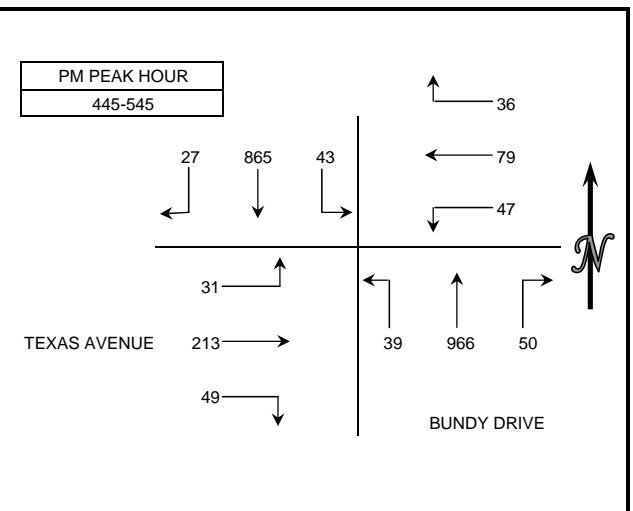
## INTERSECTION TURNING MOVEMENT COUNT SUMMARY

CLIENT: FEHR AND PEERS  
 PROJECT: WESTSIDE EXTENSION TRANSIT CORRIDOR COUNT PROGRAM  
 DATE: THURSDAY MAY 14, 2009  
 PERIODS: 7:00 AM TO 9:00 AM AND 4:00 PM TO 6:00 PM  
 INTERSECTION: N/S BUNDY DRIVE  
 E/W TEXAS AVENUE  
 CITY: WEST LOS ANGELES

| 15 MIN COUNTS |           |           |           |           |           |           |           |           |           |            |            |            | 7:00 AM TO 9:00 AM |
|---------------|-----------|-----------|-----------|-----------|-----------|-----------|-----------|-----------|-----------|------------|------------|------------|--------------------|
| PERIOD        | 1<br>SBRT | 2<br>SBTH | 3<br>SBLT | 4<br>WBRT | 5<br>WBTH | 6<br>WBLT | 7<br>NBRT | 8<br>NBTH | 9<br>NBLT | 10<br>EBRT | 11<br>EBTH | 12<br>EBLT | TOTAL              |
| 700-715       | 2         | 53        | 0         | 9         | 6         | 7         | 6         | 158       | 9         | 9          | 5          | 3          | 267                |
| 715-730       | 2         | 121       | 1         | 10        | 8         | 10        | 9         | 179       | 6         | 7          | 7          | 4          | 364                |
| 730-745       | 4         | 169       | 1         | 8         | 7         | 16        | 16        | 218       | 7         | 19         | 9          | 9          | 483                |
| 745-800       | 7         | 207       | 3         | 10        | 17        | 10        | 14        | 232       | 4         | 15         | 12         | 7          | 538                |
| 800-815       | 2         | 178       | 3         | 15        | 17        | 16        | 8         | 194       | 7         | 10         | 14         | 3          | 467                |
| 815-830       | 7         | 219       | 6         | 10        | 13        | 7         | 7         | 234       | 9         | 21         | 18         | 11         | 562                |
| 830-845       | 3         | 209       | 2         | 5         | 27        | 12        | 6         | 188       | 10        | 25         | 24         | 3          | 514                |
| 845-900       | 1         | 178       | 2         | 7         | 15        | 6         | 4         | 226       | 14        | 20         | 19         | 2          | 494                |
| HOOR TOTALS   |           |           |           |           |           |           |           |           |           |            |            |            |                    |
| TIME          | 1<br>SBRT | 2<br>SBTH | 3<br>SBLT | 4<br>WBRT | 5<br>WBTH | 6<br>WBLT | 7<br>NBRT | 8<br>NBTH | 9<br>NBLT | 10<br>EBRT | 11<br>EBTH | 12<br>EBLT | TOTAL              |
| 700-800       | 15        | 550       | 5         | 37        | 38        | 43        | 45        | 787       | 26        | 50         | 33         | 23         | 1652               |
| 715-815       | 15        | 675       | 8         | 43        | 49        | 52        | 47        | 823       | 24        | 51         | 42         | 23         | 1852               |
| 730-830       | 20        | 773       | 13        | 43        | 54        | 49        | 45        | 878       | 27        | 65         | 53         | 30         | 2050               |
| 745-845       | 19        | 813       | 14        | 40        | 74        | 45        | 35        | 848       | 30        | 71         | 68         | 24         | 2081               |
| 800-900       | 13        | 784       | 13        | 37        | 72        | 41        | 25        | 842       | 40        | 76         | 75         | 19         | 2037               |



| 15 MIN COUNTS |           |           |           |           |           |           |           |           |           |            |            |            | 4:00 PM TO 6:00 PM |
|---------------|-----------|-----------|-----------|-----------|-----------|-----------|-----------|-----------|-----------|------------|------------|------------|--------------------|
| PERIOD        | 1<br>SBRT | 2<br>SBTH | 3<br>SBLT | 4<br>WBRT | 5<br>WBTH | 6<br>WBLT | 7<br>NBRT | 8<br>NBTH | 9<br>NBLT | 10<br>EBRT | 11<br>EBTH | 12<br>EBLT | TOTAL              |
| 400-415       | 5         | 218       | 3         | 19        | 13        | 12        | 12        | 219       | 16        | 12         | 56         | 7          | 592                |
| 415-430       | 3         | 205       | 8         | 12        | 16        | 6         | 7         | 204       | 9         | 20         | 31         | 6          | 527                |
| 430-445       | 12        | 208       | 11        | 9         | 20        | 7         | 9         | 238       | 8         | 15         | 55         | 3          | 595                |
| 445-500       | 7         | 245       | 13        | 7         | 16        | 14        | 10        | 238       | 12        | 9          | 47         | 8          | 626                |
| 500-515       | 6         | 203       | 7         | 7         | 26        | 13        | 21        | 299       | 15        | 18         | 69         | 12         | 696                |
| 515-530       | 6         | 203       | 8         | 5         | 20        | 7         | 10        | 208       | 3         | 8          | 35         | 3          | 516                |
| 530-545       | 8         | 214       | 15        | 17        | 17        | 13        | 9         | 221       | 9         | 14         | 62         | 8          | 607                |
| 545-600       | 9         | 168       | 8         | 5         | 14        | 9         | 10        | 220       | 16        | 12         | 36         | 8          | 515                |
| HOOR TOTALS   |           |           |           |           |           |           |           |           |           |            |            |            |                    |
| TIME          | 1<br>SBRT | 2<br>SBTH | 3<br>SBLT | 4<br>WBRT | 5<br>WBTH | 6<br>WBLT | 7<br>NBRT | 8<br>NBTH | 9<br>NBLT | 10<br>EBRT | 11<br>EBTH | 12<br>EBLT | TOTAL              |
| 400-500       | 27        | 876       | 35        | 47        | 65        | 39        | 38        | 899       | 45        | 56         | 189        | 24         | 2340               |
| 415-515       | 28        | 861       | 39        | 35        | 78        | 40        | 47        | 979       | 44        | 62         | 202        | 29         | 2444               |
| 430-530       | 31        | 859       | 39        | 28        | 82        | 41        | 50        | 983       | 38        | 50         | 206        | 26         | 2433               |
| 445-545       | 27        | 865       | 43        | 36        | 79        | 47        | 50        | 966       | 39        | 49         | 213        | 31         | 2445               |
| 500-600       | 29        | 788       | 38        | 34        | 77        | 42        | 50        | 948       | 43        | 52         | 202        | 31         | 2334               |





City Traffic Counters  
626.256.4171

File Name : BundySM  
Site Code : 00000000  
Start Date : 10/29/2008  
Page No : 1

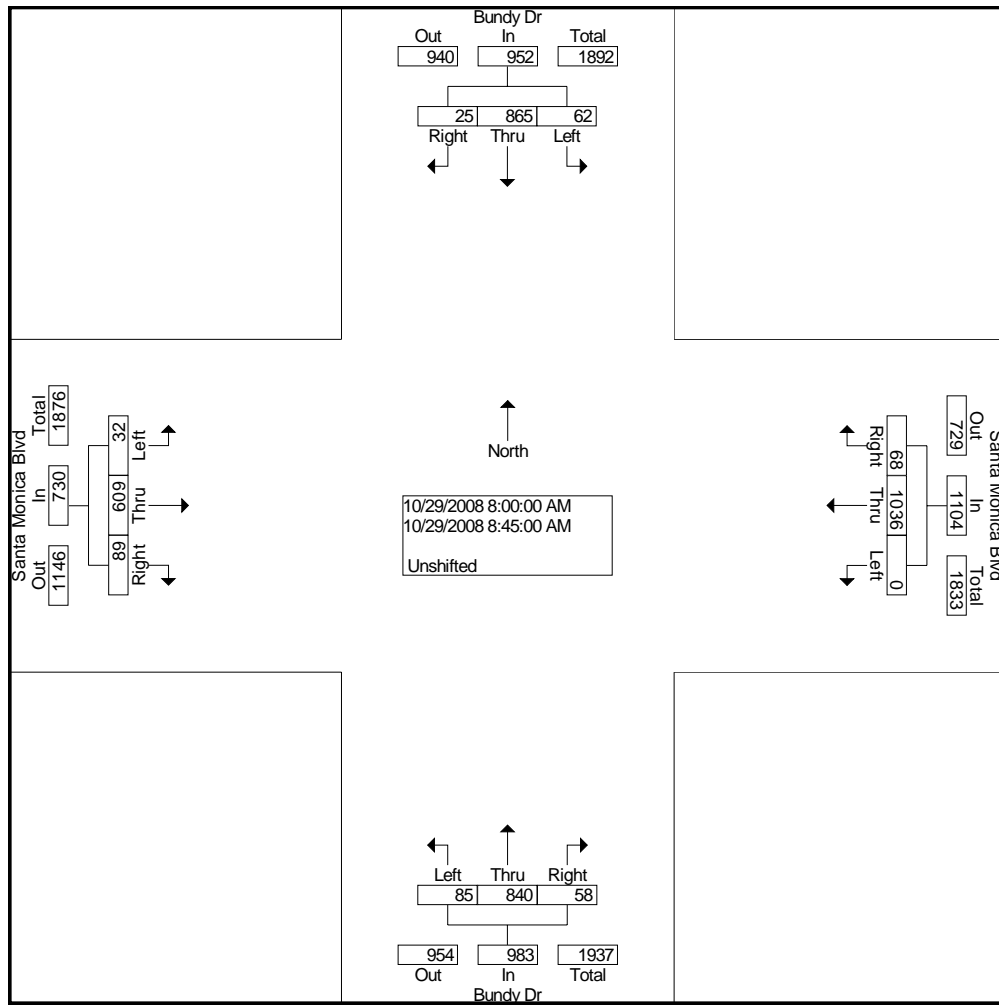
Groups Printed- Unshifted

| Start Time  | Bundy Dr Southbound |      |       | Santa Monica Blvd Westbound |      |       | Bundy Dr Northbound |      |       | Santa Monica Blvd Eastbound |      |       | Int. Total |
|-------------|---------------------|------|-------|-----------------------------|------|-------|---------------------|------|-------|-----------------------------|------|-------|------------|
|             | Left                | Thru | Right | Left                        | Thru | Right | Left                | Thru | Right | Left                        | Thru | Right |            |
| Factor      | 1.0                 | 1.0  | 1.0   | 1.0                         | 1.0  | 1.0   | 1.0                 | 1.0  | 1.0   | 1.0                         | 1.0  | 1.0   |            |
| 07:00 AM    | 18                  | 87   | 3     | 0                           | 171  | 15    | 21                  | 158  | 16    | 1                           | 58   | 12    | 560        |
| 07:15 AM    | 18                  | 114  | 5     | 0                           | 182  | 17    | 16                  | 181  | 14    | 4                           | 74   | 9     | 634        |
| 07:30 AM    | 7                   | 178  | 6     | 0                           | 240  | 18    | 26                  | 244  | 12    | 4                           | 118  | 12    | 865        |
| 07:45 AM    | 9                   | 193  | 8     | 0                           | 283  | 18    | 20                  | 189  | 24    | 6                           | 136  | 25    | 911        |
| Total       | 52                  | 572  | 22    | 0                           | 876  | 68    | 83                  | 772  | 66    | 15                          | 386  | 58    | 2970       |
| 08:00 AM    | 14                  | 211  | 10    | 0                           | 208  | 21    | 21                  | 235  | 18    | 10                          | 134  | 20    | 902        |
| 08:15 AM    | 16                  | 216  | 5     | 0                           | 261  | 23    | 24                  | 216  | 11    | 5                           | 167  | 22    | 966        |
| 08:30 AM    | 18                  | 223  | 5     | 0                           | 270  | 10    | 12                  | 189  | 16    | 6                           | 141  | 23    | 913        |
| 08:45 AM    | 14                  | 215  | 5     | 0                           | 297  | 14    | 28                  | 200  | 13    | 11                          | 167  | 24    | 988        |
| Total       | 62                  | 865  | 25    | 0                           | 1036 | 68    | 85                  | 840  | 58    | 32                          | 609  | 89    | 3769       |
| 09:00 AM    | 9                   | 180  | 7     | 0                           | 264  | 16    | 22                  | 211  | 19    | 9                           | 138  | 23    | 898        |
| 09:15 AM    | 20                  | 171  | 9     | 0                           | 242  | 10    | 24                  | 182  | 9     | 13                          | 141  | 24    | 845        |
| 09:30 AM    | 16                  | 155  | 9     | 0                           | 226  | 19    | 23                  | 195  | 23    | 9                           | 138  | 20    | 833        |
| 09:45 AM    | 20                  | 147  | 13    | 0                           | 263  | 10    | 31                  | 194  | 13    | 8                           | 141  | 24    | 864        |
| Total       | 65                  | 653  | 38    | 0                           | 995  | 55    | 100                 | 782  | 64    | 39                          | 558  | 91    | 3440       |
| 04:00 PM    | 10                  | 208  | 7     | 4                           | 188  | 20    | 27                  | 180  | 11    | 15                          | 180  | 21    | 871        |
| 04:15 PM    | 19                  | 179  | 10    | 0                           | 188  | 12    | 27                  | 181  | 24    | 19                          | 237  | 24    | 920        |
| 04:30 PM    | 13                  | 176  | 5     | 0                           | 183  | 9     | 18                  | 229  | 24    | 8                           | 211  | 24    | 900        |
| 04:45 PM    | 14                  | 163  | 7     | 1                           | 182  | 11    | 15                  | 210  | 23    | 25                          | 191  | 33    | 875        |
| Total       | 56                  | 726  | 29    | 5                           | 741  | 52    | 87                  | 800  | 82    | 67                          | 819  | 102   | 3566       |
| 05:00 PM    | 8                   | 166  | 14    | 0                           | 198  | 23    | 15                  | 243  | 23    | 9                           | 195  | 27    | 921        |
| 05:15 PM    | 15                  | 164  | 5     | 0                           | 189  | 6     | 19                  | 240  | 28    | 12                          | 282  | 34    | 994        |
| 05:30 PM    | 10                  | 180  | 9     | 0                           | 185  | 16    | 17                  | 281  | 24    | 12                          | 213  | 36    | 983        |
| 05:45 PM    | 16                  | 170  | 8     | 0                           | 178  | 16    | 23                  | 271  | 33    | 22                          | 204  | 24    | 965        |
| Total       | 49                  | 680  | 36    | 0                           | 750  | 61    | 74                  | 1035 | 108   | 55                          | 894  | 121   | 3863       |
| 06:00 PM    | 13                  | 184  | 10    | 1                           | 169  | 6     | 15                  | 260  | 21    | 18                          | 219  | 35    | 951        |
| 06:15 PM    | 12                  | 159  | 8     | 1                           | 202  | 7     | 21                  | 245  | 19    | 16                          | 221  | 27    | 938        |
| 06:30 PM    | 16                  | 148  | 6     | 0                           | 188  | 5     | 20                  | 268  | 33    | 15                          | 210  | 25    | 934        |
| 06:45 PM    | 11                  | 129  | 8     | 0                           | 170  | 6     | 17                  | 251  | 27    | 15                          | 196  | 49    | 879        |
| Total       | 52                  | 620  | 32    | 2                           | 729  | 24    | 73                  | 1024 | 100   | 64                          | 846  | 136   | 3702       |
| Grand Total | 336                 | 4116 | 182   | 7                           | 5127 | 328   | 502                 | 5253 | 478   | 272                         | 4112 | 597   | 21310      |
| Apprch %    | 7.3                 | 88.8 | 3.9   | 0.1                         | 93.9 | 6.0   | 8.1                 | 84.3 | 7.7   | 5.5                         | 82.6 | 12.0  |            |
| Total %     | 1.6                 | 19.3 | 0.9   | 0.0                         | 24.1 | 1.5   | 2.4                 | 24.7 | 2.2   | 1.3                         | 19.3 | 2.8   |            |

**City Traffic Counters**  
626.256.4171

File Name : BundySM  
Site Code : 00000000  
Start Date : 10/29/2008  
Page No : 2

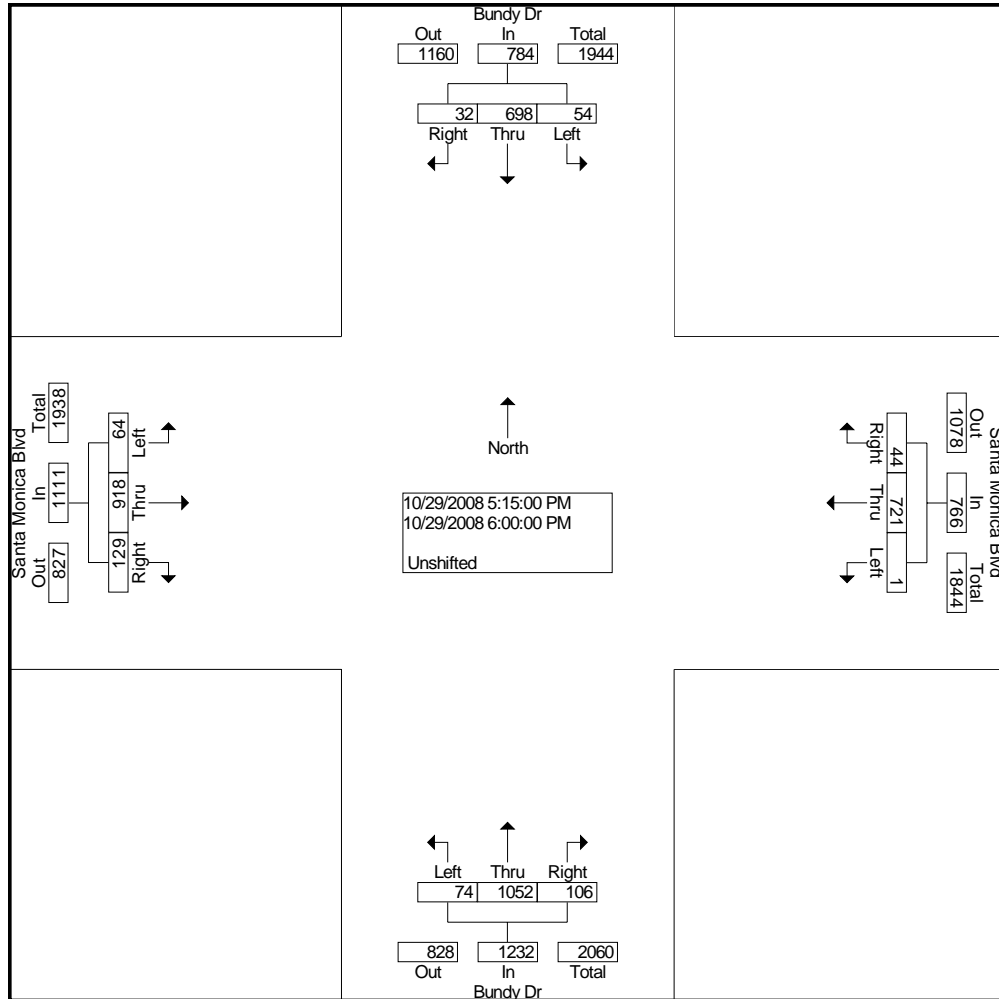
| Start Time  | Bundy Dr Southbound |      |       |            | Santa Monica Blvd Westbound |      |       |            | Bundy Dr Northbound |      |       |            | Santa Monica Blvd Eastbound |      |       |            | Int. Total |
|---|---------------------|------|-------|------------|-----------------------------|------|-------|------------|---------------------|------|-------|------------|-----------------------------|------|-------|------------|------------|
|   | Left                | Thru | Right | App. Total | Left                        | Thru | Right | App. Total | Left                | Thru | Right | App. Total | Left                        | Thru | Right | App. Total |            |
| Peak Hour From 07:00 AM to 11:45 AM - Peak 1 of 1 |                     |      |       |            |                             |      |       |            |                     |      |       |            |                             |      |       |            |            |
| Intersection                                      | 08:00 AM            |      |       |            |                             |      |       |            |                     |      |       |            |                             |      |       |            |            |
| Volume  | 62                  | 865  | 25    | 952        | 0                           | 1036 | 68    | 1104       | 85                  | 840  | 58    | 983        | 32                          | 609  | 89    | 730        | 3769       |
| Percent   | 6.5                 | 90.9 | 2.6   |            | 0.0                         | 93.8 | 6.2   |            | 8.6                 | 85.5 | 5.9   |            | 4.4                         | 83.4 | 12.2  |            |            |
| 08:45   |                     |      |       |            |                             |      |       |            |                     |      |       |            |                             |      |       |            |            |
| Volume  | 14                  | 215  | 5     | 234        | 0                           | 297  | 14    | 311        | 28                  | 200  | 13    | 241        | 11                          | 167  | 24    | 202        | 988        |
| Peak Factor                                       | 0.954               |      |       |            |                             |      |       |            |                     |      |       |            |                             |      |       |            |            |
| High Int.   | 08:30 AM            |      |       |            |                             |      |       |            |                     |      |       |            |                             |      |       |            |            |
| Volume  | 18                  | 223  | 5     | 246        | 0                           | 297  | 14    | 311        | 21                  | 235  | 18    | 274        | 11                          | 167  | 24    | 202        |            |
| Peak Factor                                       | 0.967               |      |       |            | 0.887                       |      |       |            | 0.897               |      |       |            | 0.903                       |      |       |            |            |



**City Traffic Counters**  
626.256.4171

File Name : BundySM  
Site Code : 00000000  
Start Date : 10/29/2008  
Page No : 3

| Start Time  | Bundy Dr Southbound |      |       |            | Santa Monica Blvd Westbound |      |       |            | Bundy Dr Northbound |      |       |            | Santa Monica Blvd Eastbound |      |       |            | Int. Total |  |  |  |
|---|---------------------|------|-------|------------|-----------------------------|------|-------|------------|---------------------|------|-------|------------|-----------------------------|------|-------|------------|------------|--|--|--|
|   | Left                | Thru | Right | App. Total | Left                        | Thru | Right | App. Total | Left                | Thru | Right | App. Total | Left                        | Thru | Right | App. Total |            |  |  |  |
| Peak Hour From 12:00 PM to 06:45 PM - Peak 1 of 1 |                     |      |       |            |                             |      |       |            |                     |      |       |            |                             |      |       |            |            |  |  |  |
| Intersection                                      | 05:15 PM            |      |       |            |                             |      |       |            |                     |      |       |            |                             |      |       |            |            |  |  |  |
| Volume  | 54                  | 698  | 32    | 784        | 1                           | 721  | 44    | 766        | 74                  | 1052 | 106   | 1232       | 64                          | 918  | 129   | 1111       | 3893       |  |  |  |
| Percent   | 6.9                 | 89.0 | 4.1   |            | 0.1                         | 94.1 | 5.7   |            | 6.0                 | 85.4 | 8.6   |            | 5.8                         | 82.6 | 11.6  |            |            |  |  |  |
| 05:15 Volume                                      | 15                  | 164  | 5     | 184        | 0                           | 189  | 6     | 195        | 19                  | 240  | 28    | 287        | 12                          | 282  | 34    | 328        | 994        |  |  |  |
| Peak Factor                                       | 0.979               |      |       |            |                             |      |       |            |                     |      |       |            |                             |      |       |            |            |  |  |  |
| High Int.   | 06:00 PM            |      |       |            |                             |      |       |            |                     |      |       |            |                             |      |       |            |            |  |  |  |
| Volume  | 13                  | 184  | 10    | 207        | 0                           | 185  | 16    | 201        | 23                  | 271  | 33    | 327        | 12                          | 282  | 34    | 328        |            |  |  |  |
| Peak Factor                                       | 0.947               |      |       |            |                             |      |       |            | 0.953               |      |       |            |                             |      |       |            | 0.847      |  |  |  |



City Traffic Counters  
626.256.4171

File Name : BundyOlymp  
Site Code : 00000000  
Start Date : 10/29/2008  
Page No : 1

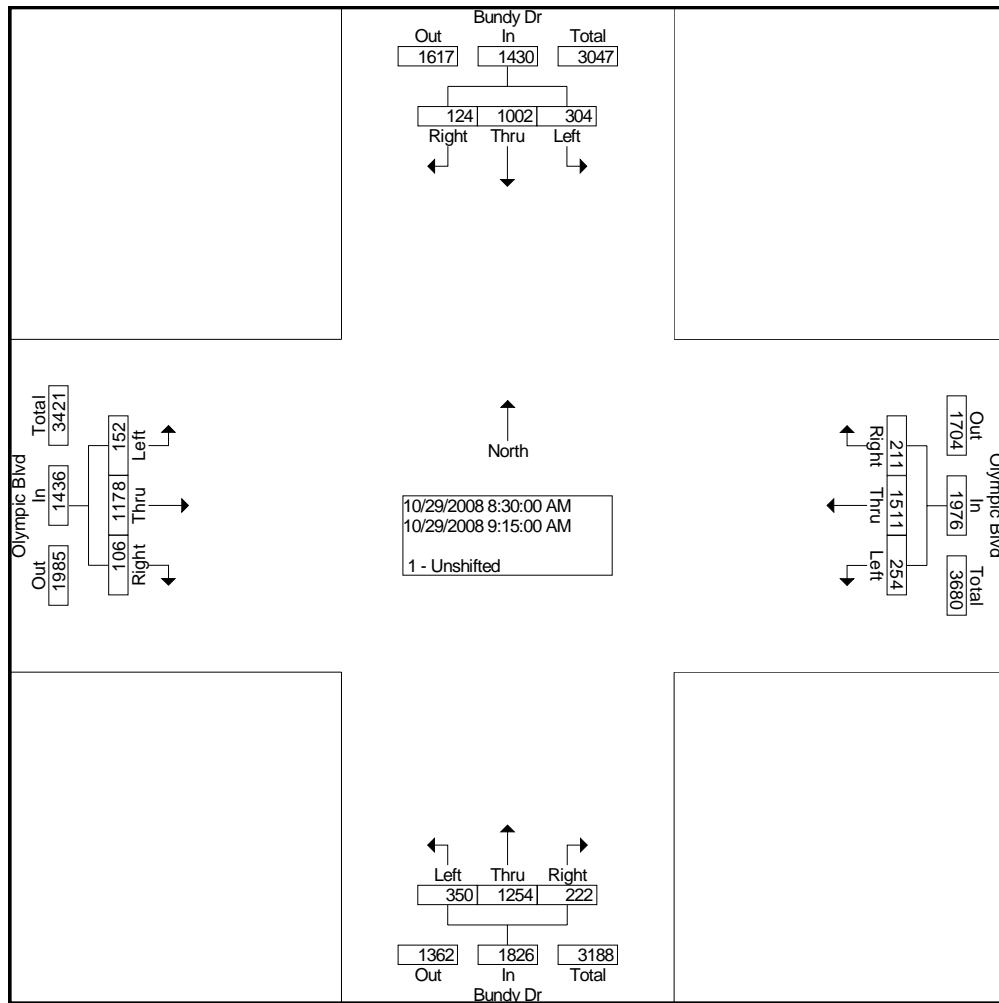
Groups Printed- 1 - Unshifted

| Start Time  | Bundy Dr Southbound |      |       | Olympic Blvd Westbound |      |       | Bundy Dr Northbound |      |       | Olympic Blvd Eastbound |      |       | Int. Total |
|-------------|---------------------|------|-------|------------------------|------|-------|---------------------|------|-------|------------------------|------|-------|------------|
|             | Left                | Thru | Right | Left                   | Thru | Right | Left                | Thru | Right | Left                   | Thru | Right |            |
| Factor      | 1.0                 | 1.0  | 1.0   | 1.0                    | 1.0  | 1.0   | 1.0                 | 1.0  | 1.0   | 1.0                    | 1.0  | 1.0   |            |
| 07:00 AM    | 11                  | 132  | 11    | 38                     | 146  | 23    | 36                  | 205  | 38    | 14                     | 54   | 13    | 721        |
| 07:15 AM    | 20                  | 158  | 12    | 39                     | 198  | 35    | 37                  | 249  | 45    | 4                      | 89   | 12    | 898        |
| 07:30 AM    | 28                  | 192  | 26    | 42                     | 282  | 40    | 38                  | 247  | 43    | 21                     | 119  | 17    | 1095       |
| 07:45 AM    | 48                  | 225  | 21    | 43                     | 372  | 43    | 62                  | 274  | 39    | 27                     | 182  | 29    | 1365       |
| Total       | 107                 | 707  | 70    | 162                    | 998  | 141   | 173                 | 975  | 165   | 66                     | 444  | 71    | 4079       |
| 08:00 AM    | 56                  | 252  | 12    | 42                     | 356  | 42    | 75                  | 303  | 40    | 37                     | 270  | 33    | 1518       |
| 08:15 AM    | 78                  | 264  | 12    | 64                     | 377  | 45    | 48                  | 290  | 54    | 42                     | 272  | 14    | 1560       |
| 08:30 AM    | 100                 | 260  | 18    | 77                     | 363  | 62    | 96                  | 290  | 61    | 36                     | 286  | 16    | 1665       |
| 08:45 AM    | 74                  | 273  | 41    | 45                     | 381  | 65    | 76                  | 325  | 56    | 47                     | 310  | 16    | 1709       |
| Total       | 308                 | 1049 | 83    | 228                    | 1477 | 214   | 295                 | 1208 | 211   | 162                    | 1138 | 79    | 6452       |
| 09:00 AM    | 68                  | 214  | 28    | 55                     | 425  | 38    | 84                  | 312  | 52    | 34                     | 297  | 36    | 1643       |
| 09:15 AM    | 62                  | 255  | 37    | 77                     | 342  | 46    | 94                  | 327  | 53    | 35                     | 285  | 38    | 1651       |
| 09:30 AM    | 52                  | 195  | 28    | 64                     | 338  | 58    | 60                  | 258  | 52    | 44                     | 232  | 46    | 1427       |
| 09:45 AM    | 54                  | 211  | 23    | 57                     | 290  | 65    | 64                  | 281  | 50    | 32                     | 274  | 23    | 1424       |
| Total       | 236                 | 875  | 116   | 253                    | 1395 | 207   | 302                 | 1178 | 207   | 145                    | 1088 | 143   | 6145       |
| 04:00 PM    | 41                  | 213  | 21    | 79                     | 268  | 58    | 40                  | 265  | 42    | 31                     | 308  | 70    | 1436       |
| 04:15 PM    | 34                  | 175  | 25    | 58                     | 277  | 60    | 26                  | 302  | 54    | 46                     | 333  | 71    | 1461       |
| 04:30 PM    | 38                  | 222  | 31    | 68                     | 236  | 67    | 35                  | 249  | 60    | 32                     | 301  | 58    | 1397       |
| 04:45 PM    | 25                  | 248  | 23    | 61                     | 248  | 57    | 29                  | 314  | 61    | 37                     | 296  | 77    | 1476       |
| Total       | 138                 | 858  | 100   | 266                    | 1029 | 242   | 130                 | 1130 | 217   | 146                    | 1238 | 276   | 5770       |
| 05:00 PM    | 45                  | 200  | 28    | 88                     | 280  | 62    | 28                  | 314  | 59    | 37                     | 290  | 65    | 1496       |
| 05:15 PM    | 32                  | 119  | 22    | 76                     | 332  | 59    | 34                  | 324  | 56    | 52                     | 375  | 81    | 1562       |
| 05:30 PM    | 34                  | 208  | 17    | 85                     | 294  | 52    | 38                  | 332  | 36    | 33                     | 345  | 92    | 1566       |
| 05:45 PM    | 25                  | 210  | 25    | 74                     | 250  | 58    | 33                  | 361  | 53    | 55                     | 334  | 74    | 1552       |
| Total       | 136                 | 737  | 92    | 323                    | 1156 | 231   | 133                 | 1331 | 204   | 177                    | 1344 | 312   | 6176       |
| 06:00 PM    | 30                  | 210  | 25    | 68                     | 264  | 52    | 39                  | 338  | 54    | 41                     | 354  | 63    | 1538       |
| 06:15 PM    | 31                  | 153  | 27    | 71                     | 275  | 52    | 38                  | 357  | 38    | 66                     | 356  | 98    | 1562       |
| 06:30 PM    | 25                  | 152  | 38    | 67                     | 341  | 67    | 40                  | 345  | 55    | 46                     | 359  | 113   | 1648       |
| 06:45 PM    | 24                  | 138  | 28    | 64                     | 358  | 63    | 45                  | 323  | 58    | 80                     | 340  | 76    | 1597       |
| Total       | 110                 | 653  | 118   | 270                    | 1238 | 234   | 162                 | 1363 | 205   | 233                    | 1409 | 350   | 6345       |
| Grand Total | 1035                | 4879 | 579   | 1502                   | 7293 | 1269  | 1195                | 7185 | 1209  | 929                    | 6661 | 1231  | 34967      |
| Apprch %    | 15.9                | 75.1 | 8.9   | 14.9                   | 72.5 | 12.6  | 12.5                | 74.9 | 12.6  | 10.5                   | 75.5 | 14.0  |            |
| Total %     | 3.0                 | 14.0 | 1.7   | 4.3                    | 20.9 | 3.6   | 3.4                 | 20.5 | 3.5   | 2.7                    | 19.0 | 3.5   |            |

**City Traffic Counters**  
626.256.4171

File Name : BundyOlymp  
Site Code : 00000000  
Start Date : 10/29/2008  
Page No : 2

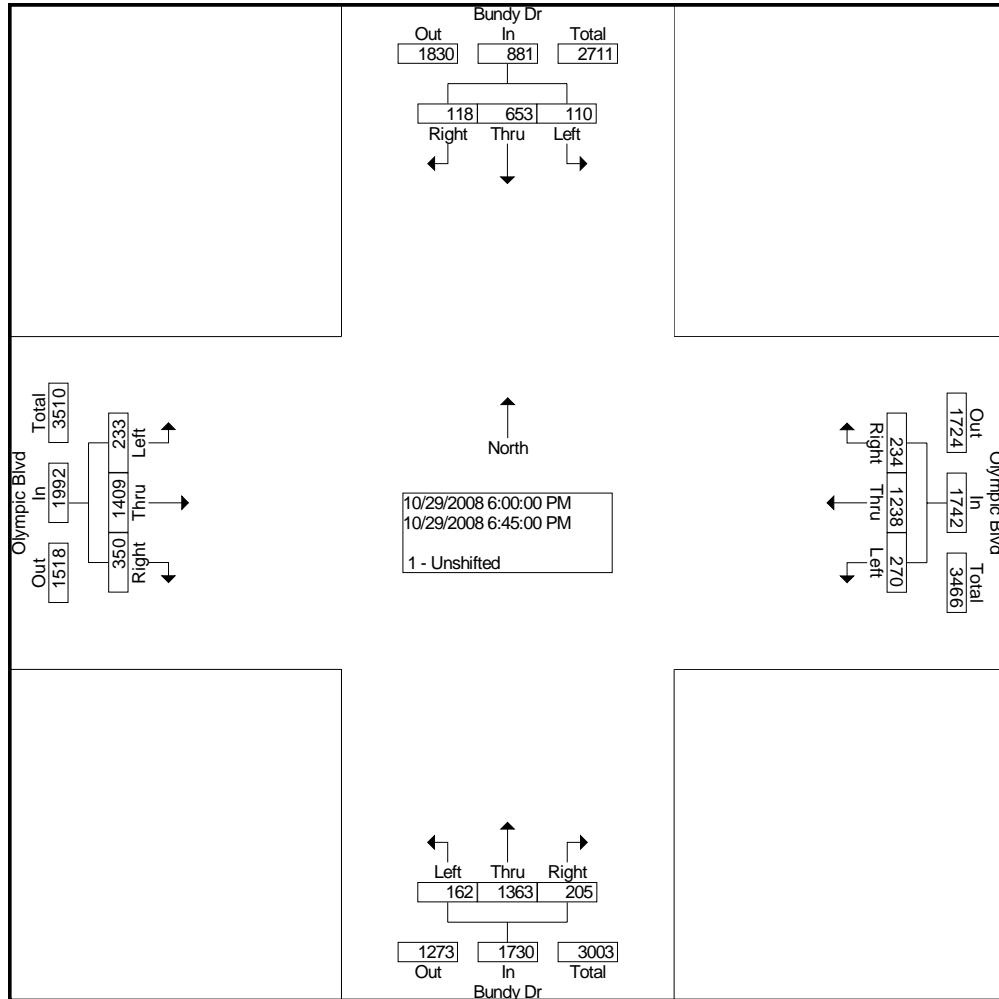
| Start Time  | Bundy Dr Southbound |      |       |            | Olympic Blvd Westbound |      |       |            | Bundy Dr Northbound |      |       |            | Olympic Blvd Eastbound |      |       |            | Int. Total |
|---|---------------------|------|-------|------------|------------------------|------|-------|------------|---------------------|------|-------|------------|------------------------|------|-------|------------|------------|
|   | Left                | Thru | Right | App. Total | Left                   | Thru | Right | App. Total | Left                | Thru | Right | App. Total | Left                   | Thru | Right | App. Total |            |
| Peak Hour From 07:00 AM to 11:45 AM - Peak 1 of 1 |                     |      |       |            |                        |      |       |            |                     |      |       |            |                        |      |       |            |            |
| Intersection                                      | 08:30 AM            |      |       |            |                        |      |       |            |                     |      |       |            |                        |      |       |            |            |
| Volume  | 304                 | 1002 | 124   | 1430       | 254                    | 1511 | 211   | 1976       | 350                 | 1254 | 222   | 1826       | 152                    | 1178 | 106   | 1436       | 6668       |
| Percent   | 21.3                | 70.1 | 8.7   |            | 12.9                   | 76.5 | 10.7  |            | 19.2                | 68.7 | 12.2  |            | 10.6                   | 82.0 | 7.4   |            |            |
| 08:45 Volume                                      | 74                  | 273  | 41    | 388        | 45                     | 381  | 65    | 491        | 76                  | 325  | 56    | 457        | 47                     | 310  | 16    | 373        | 1709       |
| Peak Factor                                       | 0.975               |      |       |            |                        |      |       |            |                     |      |       |            |                        |      |       |            |            |
| High Int.   | 08:45 AM            |      |       |            | 09:00 AM               |      |       |            | 09:15 AM            |      |       |            | 08:45 AM               |      |       |            |            |
| Volume  | 74                  | 273  | 41    | 388        | 55                     | 425  | 38    | 518        | 94                  | 327  | 53    | 474        | 47                     | 310  | 16    | 373        |            |
| Peak Factor                                       | 0.921               |      |       |            | 0.954                  |      |       |            | 0.963               |      |       |            | 0.962                  |      |       |            |            |



**City Traffic Counters**  
626.256.4171

File Name : BundyOlymp  
Site Code : 00000000  
Start Date : 10/29/2008  
Page No : 3

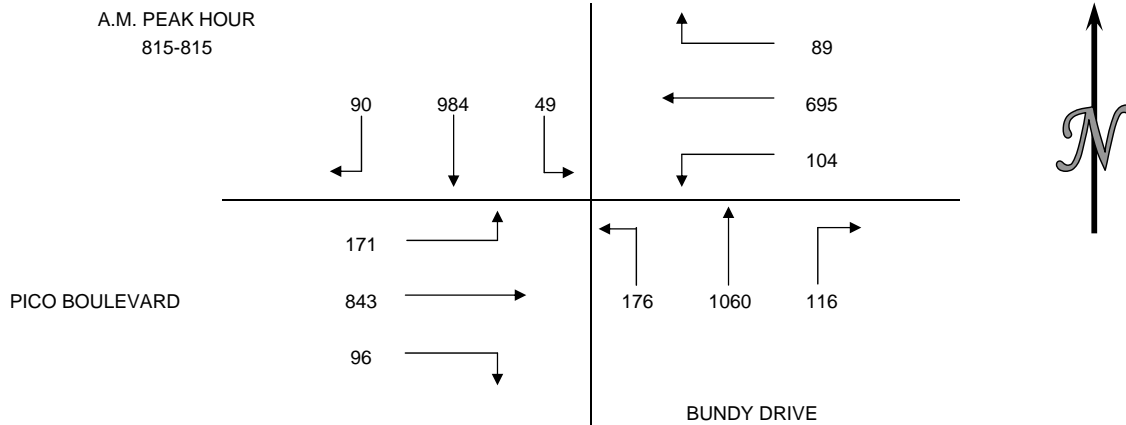
| Start Time  | Bundy Dr Southbound |      |       |            | Olympic Blvd Westbound |      |       |            | Bundy Dr Northbound |      |       |            | Olympic Blvd Eastbound |      |       |            | Int. Total |
|---|---------------------|------|-------|------------|------------------------|------|-------|------------|---------------------|------|-------|------------|------------------------|------|-------|------------|------------|
|   | Left                | Thru | Right | App. Total | Left                   | Thru | Right | App. Total | Left                | Thru | Right | App. Total | Left                   | Thru | Right | App. Total |            |
| Peak Hour From 12:00 PM to 06:45 PM - Peak 1 of 1 |                     |      |       |            |                        |      |       |            |                     |      |       |            |                        |      |       |            |            |
| Intersection                                      | 06:00 PM            |      |       |            |                        |      |       |            |                     |      |       |            |                        |      |       |            |            |
| Volume  | 110                 | 653  | 118   | 881        | 270                    | 1238 | 234   | 1742       | 162                 | 1363 | 205   | 1730       | 233                    | 1409 | 350   | 1992       | 6345       |
| Percent   | 12.5                | 74.1 | 13.4  |            | 15.5                   | 71.1 | 13.4  |            | 9.4                 | 78.8 | 11.8  |            | 11.7                   | 70.7 | 17.6  |            |            |
| 06:30   |                     |      |       |            |                        |      |       |            |                     |      |       |            |                        |      |       |            |            |
| Volume  | 25                  | 152  | 38    | 215        | 67                     | 341  | 67    | 475        | 40                  | 345  | 55    | 440        | 46                     | 359  | 113   | 518        | 1648       |
| Peak Factor                                       |                     |      |       |            |                        |      |       |            |                     |      |       |            |                        |      |       |            |            |
| High Int.   | 06:00 PM            |      |       |            |                        |      |       |            |                     |      |       |            |                        |      |       |            |            |
| Volume  | 30                  | 210  | 25    | 265        | 64                     | 358  | 63    | 485        | 40                  | 345  | 55    | 440        | 66                     | 356  | 98    | 520        | 0.963      |
| Peak Factor                                       | 0.831               |      |       |            | 0.898                  |      |       |            | 0.983               |      |       |            | 0.958                  |      |       |            |            |



## INTERSECTION TURNING MOVEMENT COUNT SUMMARY

CLIENT: FEHR & PEERS  
 PROJECT: 2834 COLORADO AVENUE PROJECT  
 DATE: THURSDAY, FEBRUARY 26, 2009  
 PERIOD: 7:00 AM TO 10:00 AM  
 INTERSECTION: N/S BUNDY DRIVE  
 E/W PICO BOULEVARD

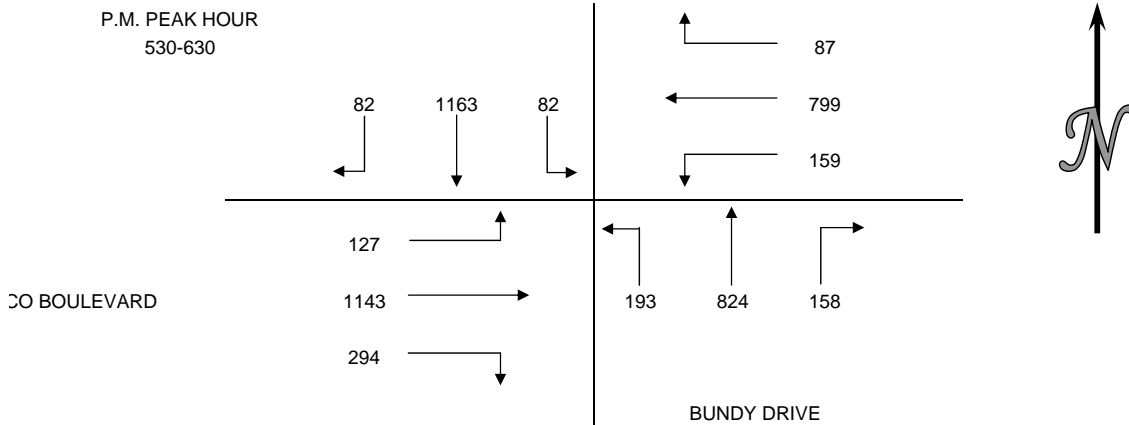
| 15 MIN COUNTS |           |           |           |           |           |           |           |           |           |            |            |            |       |
|---------------|-----------|-----------|-----------|-----------|-----------|-----------|-----------|-----------|-----------|------------|------------|------------|-------|
| PERIOD        | 1<br>SBRT | 2<br>SBTH | 3<br>SBLT | 4<br>WBRT | 5<br>WBTH | 6<br>WBLT | 7<br>NBRT | 8<br>NBTH | 9<br>NBLT | 10<br>EBRT | 11<br>EBTH | 12<br>EBLT | TOTAL |
| 700-715       | 15        | 171       | 4         | 12        | 179       | 13        | 27        | 238       | 31        | 17         | 100        | 19         | 826   |
| 715-730       | 15        | 172       | 8         | 15        | 189       | 17        | 34        | 255       | 44        | 14         | 105        | 24         | 892   |
| 730-745       | 16        | 207       | 7         | 17        | 197       | 24        | 26        | 261       | 33        | 16         | 140        | 24         | 968   |
| 745-800       | 15        | 248       | 5         | 15        | 211       | 27        | 23        | 246       | 44        | 23         | 180        | 31         | 1068  |
| 800-815       | 20        | 254       | 11        | 20        | 201       | 22        | 20        | 236       | 39        | 27         | 214        | 35         | 1099  |
| 815-830       | 20        | 262       | 10        | 28        | 176       | 21        | 22        | 258       | 34        | 22         | 225        | 47         | 1125  |
| 830-845       | 26        | 243       | 12        | 22        | 165       | 23        | 24        | 261       | 40        | 21         | 213        | 46         | 1096  |
| 845-900       | 20        | 235       | 15        | 22        | 179       | 26        | 32        | 268       | 47        | 27         | 210        | 45         | 1126  |
| 900-915       | 24        | 244       | 12        | 17        | 175       | 34        | 38        | 273       | 55        | 26         | 195        | 33         | 1126  |
| 915-930       | 28        | 233       | 15        | 22        | 169       | 24        | 45        | 244       | 51        | 25         | 181        | 37         | 1074  |
| 930-945       | 30        | 237       | 21        | 18        | 155       | 27        | 50        | 233       | 44        | 19         | 178        | 36         | 1048  |
| 945-1000      | 22        | 212       | 16        | 23        | 134       | 20        | 41        | 213       | 52        | 27         | 153        | 43         | 956   |
| HOUR TOTALS   |           |           |           |           |           |           |           |           |           |            |            |            |       |
| TIME          | 1<br>SBRT | 2<br>SBTH | 3<br>SBLT | 4<br>WBRT | 5<br>WBTH | 6<br>WBLT | 7<br>NBRT | 8<br>NBTH | 9<br>NBLT | 10<br>EBRT | 11<br>EBTH | 12<br>EBLT | TOTAL |
| 700-800       | 61        | 798       | 24        | 59        | 776       | 81        | 110       | 1000      | 152       | 70         | 525        | 98         | 3754  |
| 715-815       | 66        | 881       | 31        | 67        | 798       | 90        | 103       | 998       | 160       | 80         | 639        | 114        | 4027  |
| 730-830       | 71        | 971       | 33        | 80        | 785       | 94        | 91        | 1001      | 150       | 88         | 759        | 137        | 4260  |
| 745-845       | 81        | 1007      | 38        | 85        | 753       | 93        | 89        | 1001      | 157       | 93         | 832        | 159        | 4388  |
| 800-900       | 86        | 994       | 48        | 92        | 721       | 92        | 98        | 1023      | 160       | 97         | 862        | 173        | 4446  |
| 815-815       | 90        | 984       | 49        | 89        | 695       | 104       | 116       | 1060      | 176       | 96         | 843        | 171        | 4473  |
| 830-930       | 98        | 955       | 54        | 83        | 688       | 107       | 139       | 1046      | 193       | 99         | 799        | 161        | 4422  |
| 845-945       | 102       | 949       | 63        | 79        | 678       | 111       | 165       | 1018      | 197       | 97         | 764        | 151        | 4374  |
| 900-1000      | 104       | 926       | 64        | 80        | 633       | 105       | 174       | 963       | 202       | 97         | 707        | 149        | 4204  |



## INTERSECTION TURNING MOVEMENT COUNT SUMMARY

CLIENT: FEHR & PEERS  
 PROJECT: 2834 COLORADO AVENUE PROJECT  
 DATE: THURSDAY, FEBRUARY 26, 2009  
 PERIOD: 4:30 PM TO 7:30 PM  
 INTERSECTION: N/S BUNDY DRIVE  
 E/W PICO BOULEVARD

| 15 MIN COUNTS |           |           |           |           |           |           |           |           |           |            |            |            |       |
|---------------|-----------|-----------|-----------|-----------|-----------|-----------|-----------|-----------|-----------|------------|------------|------------|-------|
| PERIOD        | 1<br>SBRT | 2<br>SBTH | 3<br>SBLT | 4<br>WBRT | 5<br>WBTH | 6<br>WBLT | 7<br>NBRT | 8<br>NBTH | 9<br>NBLT | 10<br>EBRT | 11<br>EBTH | 12<br>EBLT | TOTAL |
| 430-445       | 20        | 278       | 13        | 12        | 172       | 34        | 31        | 192       | 51        | 50         | 270        | 24         | 1147  |
| 445-500       | 17        | 285       | 21        | 18        | 181       | 29        | 44        | 218       | 46        | 60         | 283        | 29         | 1231  |
| 500-515       | 20        | 284       | 23        | 23        | 176       | 39        | 36        | 218       | 39        | 69         | 270        | 26         | 1223  |
| 515-530       | 15        | 270       | 15        | 19        | 193       | 38        | 44        | 223       | 44        | 80         | 281        | 29         | 1251  |
| 530-545       | 25        | 287       | 27        | 20        | 191       | 39        | 38        | 221       | 50        | 72         | 273        | 34         | 1277  |
| 545-600       | 17        | 300       | 21        | 20        | 203       | 33        | 49        | 209       | 53        | 83         | 294        | 25         | 1307  |
| 600-615       | 19        | 299       | 20        | 21        | 215       | 47        | 31        | 200       | 40        | 66         | 278        | 33         | 1269  |
| 615-630       | 21        | 277       | 14        | 26        | 190       | 40        | 40        | 194       | 50        | 73         | 298        | 35         | 1258  |
| 630-645       | 18        | 289       | 17        | 18        | 204       | 35        | 30        | 201       | 62        | 58         | 307        | 28         | 1267  |
| 645-700       | 18        | 283       | 21        | 18        | 196       | 25        | 32        | 197       | 57        | 45         | 284        | 34         | 1210  |
| 700-715       | 23        | 303       | 15        | 20        | 173       | 24        | 21        | 171       | 47        | 56         | 273        | 34         | 1160  |
| 715-730       | 26        | 310       | 24        | 26        | 162       | 34        | 26        | 161       | 41        | 51         | 257        | 44         | 1162  |
| HOURLY TOTALS |           |           |           |           |           |           |           |           |           |            |            |            |       |
| TIME          | 1<br>SBRT | 2<br>SBTH | 3<br>SBLT | 4<br>WBRT | 5<br>WBTH | 6<br>WBLT | 7<br>NBRT | 8<br>NBTH | 9<br>NBLT | 10<br>EBRT | 11<br>EBTH | 12<br>EBLT | TOTAL |
| 430-530       | 72        | 1117      | 72        | 72        | 722       | 140       | 155       | 851       | 180       | 259        | 1104       | 108        | 4852  |
| 445-545       | 77        | 1126      | 86        | 80        | 741       | 145       | 162       | 880       | 179       | 281        | 1107       | 118        | 4982  |
| 500-600       | 77        | 1141      | 86        | 82        | 763       | 149       | 167       | 871       | 186       | 304        | 1118       | 114        | 5058  |
| 515-615       | 76        | 1156      | 83        | 80        | 802       | 157       | 162       | 853       | 187       | 301        | 1126       | 121        | 5104  |
| 530-630       | 82        | 1163      | 82        | 87        | 799       | 159       | 158       | 824       | 193       | 294        | 1143       | 127        | 5111  |
| 545-645       | 75        | 1165      | 72        | 85        | 812       | 155       | 150       | 804       | 205       | 280        | 1177       | 121        | 5101  |
| 600-700       | 76        | 1148      | 72        | 83        | 805       | 147       | 133       | 792       | 209       | 242        | 1167       | 130        | 5004  |
| 700-715       | 80        | 1152      | 67        | 82        | 763       | 124       | 123       | 763       | 216       | 232        | 1162       | 131        | 4895  |
| 715-730       | 85        | 1185      | 77        | 82        | 735       | 118       | 109       | 730       | 207       | 210        | 1121       | 140        | 4799  |





City Traffic Counters  
626.256.4171

File Name : CenWil  
Site Code : 00000000  
Start Date : 10/29/2008  
Page No : 1

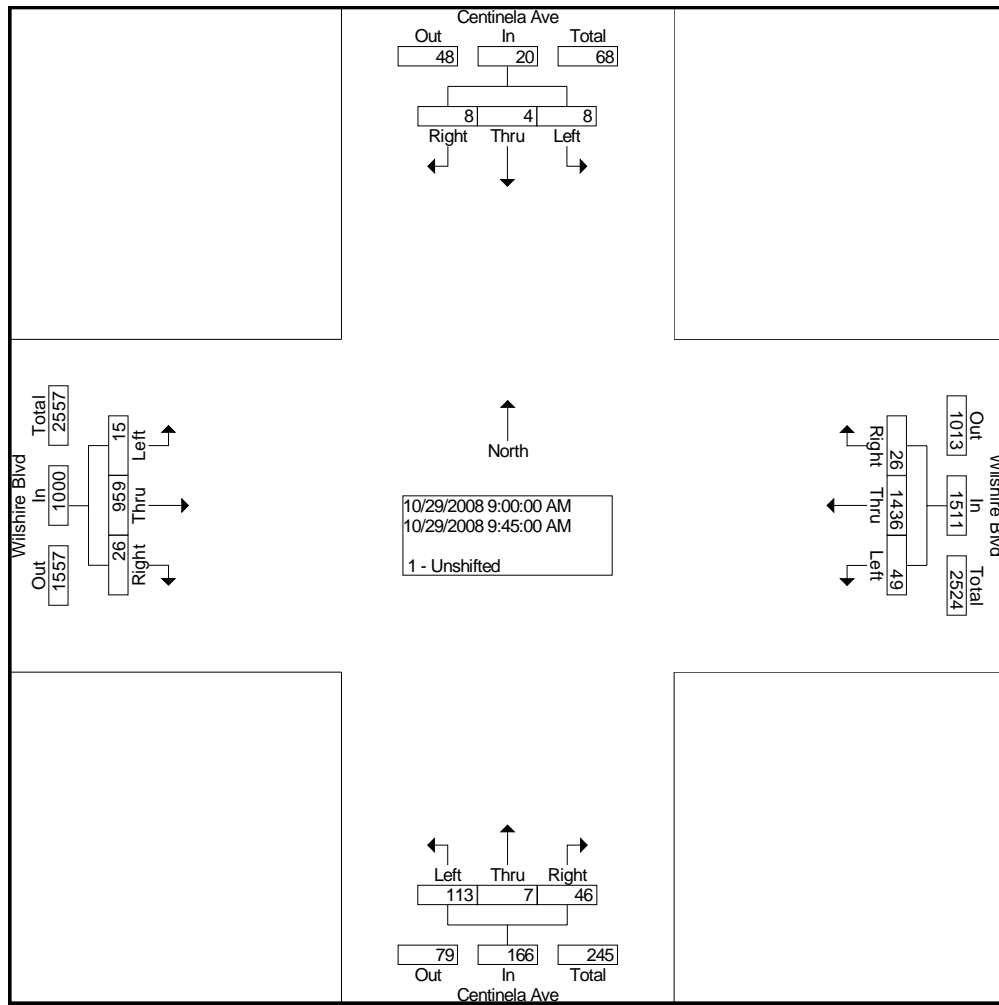
Groups Printed- 1 - Unshifted

| Start Time  | Centinela Ave Southbound |      |       | Wilshire Blvd Westbound |      |       | Centinela Ave Northbound |      |       | Wilshire Blvd Eastbound |      |       | Int. Total |
|-------------|--------------------------|------|-------|-------------------------|------|-------|--------------------------|------|-------|-------------------------|------|-------|------------|
|             | Left                     | Thru | Right | Left                    | Thru | Right | Left                     | Thru | Right | Left                    | Thru | Right |            |
| Factor      | 1.0                      | 1.0  | 1.0   | 1.0                     | 1.0  | 1.0   | 1.0                      | 1.0  | 1.0   | 1.0                     | 1.0  | 1.0   |            |
| 07:00 AM    | 3                        | 0    | 1     | 3                       | 183  | 2     | 13                       | 3    | 0     | 1                       | 141  | 2     | 352        |
| 07:15 AM    | 1                        | 0    | 2     | 0                       | 281  | 3     | 6                        | 1    | 2     | 2                       | 181  | 3     | 482        |
| 07:30 AM    | 7                        | 0    | 3     | 4                       | 356  | 2     | 11                       | 6    | 0     | 1                       | 270  | 2     | 662        |
| 07:45 AM    | 3                        | 0    | 1     | 3                       | 319  | 3     | 17                       | 3    | 6     | 1                       | 282  | 8     | 646        |
| Total       | 14                       | 0    | 7     | 10                      | 1139 | 10    | 47                       | 13   | 8     | 5                       | 874  | 15    | 2142       |
| 08:00 AM    | 1                        | 0    | 1     | 2                       | 361  | 3     | 13                       | 0    | 2     | 2                       | 267  | 3     | 655        |
| 08:15 AM    | 1                        | 1    | 4     | 8                       | 345  | 27    | 11                       | 2    | 11    | 2                       | 264  | 8     | 684        |
| 08:30 AM    | 3                        | 0    | 3     | 11                      | 350  | 3     | 10                       | 0    | 5     | 2                       | 251  | 8     | 646        |
| 08:45 AM    | 2                        | 0    | 0     | 2                       | 391  | 7     | 25                       | 0    | 8     | 0                       | 220  | 3     | 658        |
| Total       | 7                        | 1    | 8     | 23                      | 1447 | 40    | 59                       | 2    | 26    | 6                       | 1002 | 22    | 2643       |
| 09:00 AM    | 2                        | 0    | 1     | 6                       | 389  | 14    | 22                       | 2    | 7     | 9                       | 228  | 3     | 683        |
| 09:15 AM    | 2                        | 2    | 1     | 6                       | 324  | 4     | 34                       | 1    | 8     | 2                       | 222  | 3     | 609        |
| 09:30 AM    | 1                        | 1    | 4     | 11                      | 364  | 2     | 23                       | 0    | 14    | 3                       | 229  | 12    | 664        |
| 09:45 AM    | 3                        | 1    | 2     | 26                      | 359  | 6     | 34                       | 4    | 17    | 1                       | 280  | 8     | 741        |
| Total       | 8                        | 4    | 8     | 49                      | 1436 | 26    | 113                      | 7    | 46    | 15                      | 959  | 26    | 2697       |
| 04:00 PM    | 4                        | 0    | 4     | 14                      | 269  | 8     | 26                       | 21   | 2     | 14                      | 236  | 6     | 604        |
| 04:15 PM    | 4                        | 0    | 6     | 9                       | 273  | 8     | 23                       | 2    | 0     | 3                       | 264  | 5     | 597        |
| 04:30 PM    | 2                        | 0    | 2     | 9                       | 309  | 4     | 10                       | 0    | 2     | 8                       | 288  | 4     | 638        |
| 04:45 PM    | 4                        | 1    | 6     | 11                      | 291  | 5     | 26                       | 1    | 2     | 4                       | 270  | 1     | 622        |
| Total       | 14                       | 1    | 18    | 43                      | 1142 | 25    | 85                       | 24   | 6     | 29                      | 1058 | 16    | 2461       |
| 05:00 PM    | 4                        | 0    | 3     | 14                      | 351  | 5     | 22                       | 4    | 2     | 6                       | 283  | 9     | 703        |
| 05:15 PM    | 1                        | 0    | 9     | 18                      | 355  | 9     | 27                       | 5    | 4     | 7                       | 299  | 9     | 743        |
| 05:30 PM    | 5                        | 0    | 3     | 18                      | 336  | 8     | 55                       | 10   | 10    | 10                      | 262  | 1     | 718        |
| 05:45 PM    | 3                        | 0    | 8     | 12                      | 329  | 8     | 36                       | 2    | 12    | 7                       | 267  | 6     | 690        |
| Total       | 13                       | 0    | 23    | 62                      | 1371 | 30    | 140                      | 21   | 28    | 30                      | 1111 | 25    | 2854       |
| 06:00 PM    | 5                        | 1    | 10    | 15                      | 370  | 12    | 29                       | 4    | 9     | 7                       | 285  | 2     | 749        |
| 06:15 PM    | 3                        | 0    | 11    | 8                       | 359  | 16    | 23                       | 1    | 0     | 9                       | 296  | 0     | 726        |
| 06:30 PM    | 4                        | 0    | 5     | 3                       | 362  | 11    | 37                       | 6    | 2     | 10                      | 302  | 1     | 743        |
| 06:45 PM    | 5                        | 0    | 1     | 7                       | 371  | 14    | 33                       | 0    | 1     | 8                       | 289  | 0     | 729        |
| Total       | 17                       | 1    | 27    | 33                      | 1462 | 53    | 122                      | 11   | 12    | 34                      | 1172 | 3     | 2947       |
| Grand Total | 73                       | 7    | 91    | 220                     | 7997 | 184   | 566                      | 78   | 126   | 119                     | 6176 | 107   | 15744      |
| Apprch %    | 42.7                     | 4.1  | 53.2  | 2.6                     | 95.2 | 2.2   | 73.5                     | 10.1 | 16.4  | 1.9                     | 96.5 | 1.7   |            |
| Total %     | 0.5                      | 0.0  | 0.6   | 1.4                     | 50.8 | 1.2   | 3.6                      | 0.5  | 0.8   | 0.8                     | 39.2 | 0.7   |            |

City Traffic Counters  
626.256.4171

File Name : CenWil  
Site Code : 00000000  
Start Date : 10/29/2008  
Page No : 2

| Start Time  | Centinela Ave Southbound |      |       |            | Wilshire Blvd Westbound |      |       |            | Centinela Ave Northbound |      |       |            | Wilshire Blvd Eastbound |      |       |            | Int. Total |
|---|--------------------------|------|-------|------------|-------------------------|------|-------|------------|--------------------------|------|-------|------------|-------------------------|------|-------|------------|------------|
|   | Left                     | Thru | Right | App. Total | Left                    | Thru | Right | App. Total | Left                     | Thru | Right | App. Total | Left                    | Thru | Right | App. Total |            |
| Peak Hour From 07:00 AM to 01:00 PM - Peak 1 of 1 |                          |      |       |            |                         |      |       |            |                          |      |       |            |                         |      |       |            |            |
| Intersection                                      | 09:00 AM                 |      |       |            |                         |      |       |            |                          |      |       |            |                         |      |       |            |            |
| Volume  | 8                        | 4    | 8     | 20         | 49                      | 1436 | 26    | 1511       | 113                      | 7    | 46    | 166        | 15                      | 959  | 26    | 1000       | 2697       |
| Percent   | 40.0                     | 20.0 | 40.0  |            | 3.2                     | 95.0 | 1.7   |            | 68.1                     | 4.2  | 27.7  |            | 1.5                     | 95.9 | 2.6   |            |            |
| 09:45 Volume                                      | 3                        | 1    | 2     | 6          | 26                      | 359  | 6     | 391        | 34                       | 4    | 17    | 55         | 1                       | 280  | 8     | 289        | 741        |
| Peak Factor                                       | 0.910                    |      |       |            |                         |      |       |            |                          |      |       |            |                         |      |       |            |            |
| High Int.   | 09:30 AM                 |      |       |            | 09:00 AM                |      |       |            | 09:45 AM                 |      |       |            | 09:45 AM                |      |       |            |            |
| Volume  | 1                        | 1    | 4     | 6          | 6                       | 389  | 14    | 409        | 34                       | 4    | 17    | 55         | 1                       | 280  | 8     | 289        |            |
| Peak Factor                                       | 0.833                    |      |       |            | 0.924                   |      |       |            | 0.755                    |      |       |            | 0.865                   |      |       |            |            |

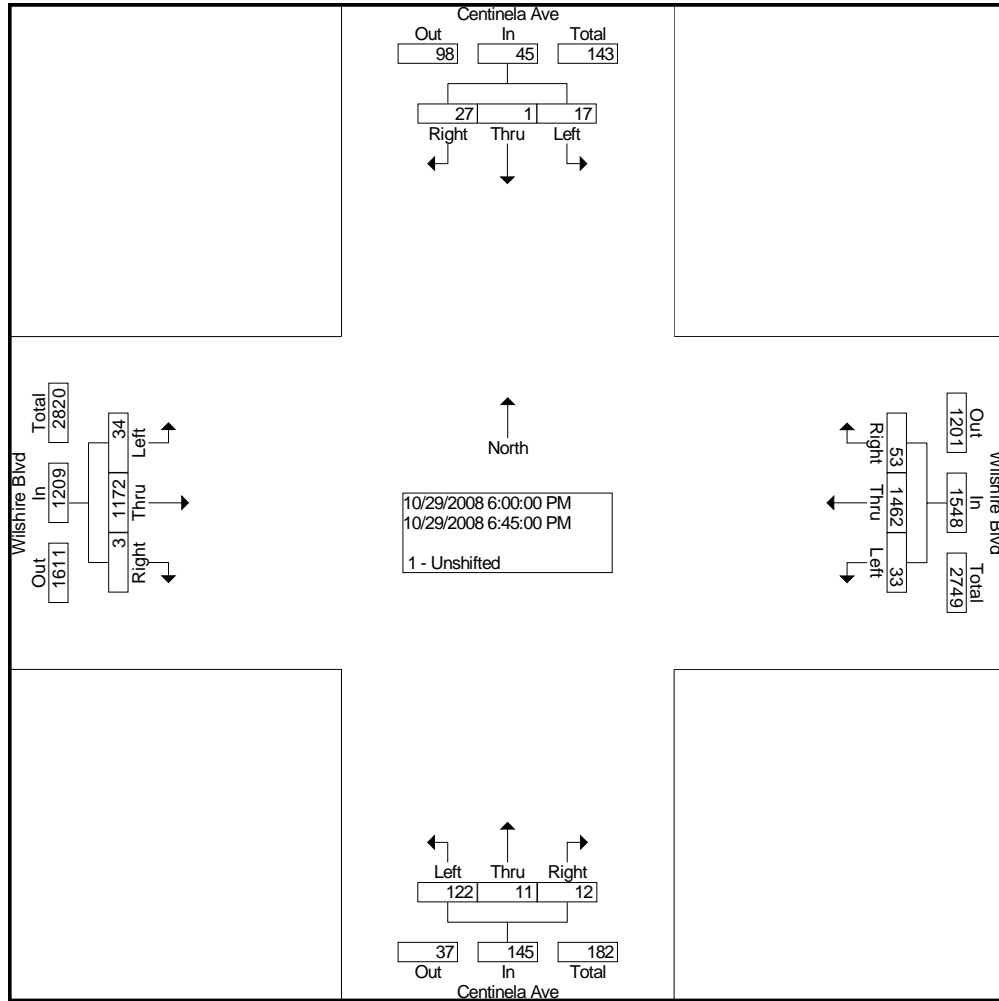


# City Traffic Counters

626.256.4171

File Name : CenWil  
 Site Code : 00000000  
 Start Date : 10/29/2008  
 Page No : 3

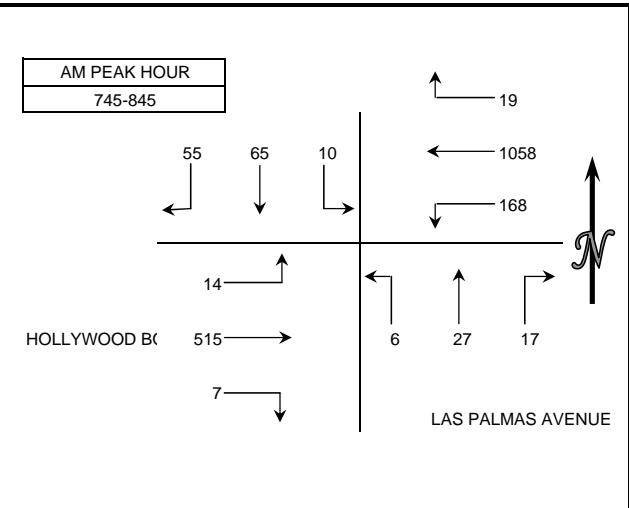
| Start Time  | Centinela Ave Southbound |      |       |            | Wilshire Blvd Westbound |      |       |            | Centinela Ave Northbound |      |       |            | Wilshire Blvd Eastbound |      |       |            | Int. Total |
|---|--------------------------|------|-------|------------|-------------------------|------|-------|------------|--------------------------|------|-------|------------|-------------------------|------|-------|------------|------------|
|   | Left                     | Thru | Right | App. Total | Left                    | Thru | Right | App. Total | Left                     | Thru | Right | App. Total | Left                    | Thru | Right | App. Total |            |
| Peak Hour From 01:15 PM to 06:45 PM - Peak 1 of 1 |                          |      |       |            |                         |      |       |            |                          |      |       |            |                         |      |       |            |            |
| Intersection                                      | 06:00 PM                 |      |       |            |                         |      |       |            |                          |      |       |            |                         |      |       |            |            |
| Volume  | 17                       | 1    | 27    | 45         | 33                      | 1462 | 53    | 1548       | 122                      | 11   | 12    | 145        | 34                      | 1172 | 3     | 1209       | 2947       |
| Percent   | 37.8                     | 2.2  | 60.0  |            | 2.1                     | 94.4 | 3.4   |            | 84.1                     | 7.6  | 8.3   |            | 2.8                     | 96.9 | 0.2   |            |            |
| 06:00 Volume                                      | 5                        | 1    | 10    | 16         | 15                      | 370  | 12    | 397        | 29                       | 4    | 9     | 42         | 7                       | 285  | 2     | 294        | 749        |
| Peak Factor                                       | 0.984                    |      |       |            |                         |      |       |            |                          |      |       |            |                         |      |       |            |            |
| High Int.   | 06:00 PM                 |      |       |            |                         |      |       |            |                          |      |       |            |                         |      |       |            |            |
| Volume  | 5                        | 1    | 10    | 16         | 15                      | 370  | 12    | 397        | 37                       | 6    | 2     | 45         | 10                      | 302  | 1     | 313        |            |
| Peak Factor                                       | 0.703                    |      |       |            | 0.975                   |      |       |            | 0.806                    |      |       |            | 0.966                   |      |       |            |            |



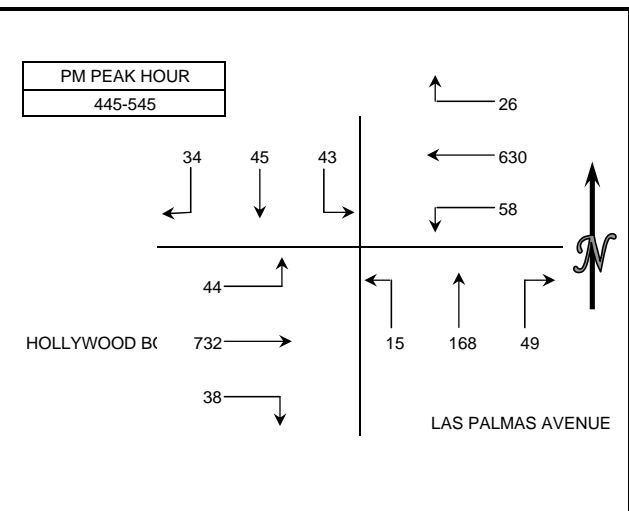
## INTERSECTION TURNING MOVEMENT COUNT SUMMARY

CLIENT: FEHR AND PEERS  
 PROJECT: WESTSIDE EXTENSION TRANSIT CORRIDOR COUNT PROGRAM  
 DATE: WEDNESDAY APRIL 29, 2009  
 PERIODS: 7:00 AM TO 9:00 AM AND 4:00 PM TO 6:00 PM  
 INTERSECTION: N/S LAS PALMAS AVENUE  
 E/W HOLLYWOOD BOULEVARD  
 CITY: HOLLYWOOD

| 15 MIN COUNTS |           |           |           |           |           |           |           |           |           |            |            |            |       | 7:00 AM TO 9:00 AM |  |  |  |  |  |  |  |  |  |  |  |  |  |
|---------------|-----------|-----------|-----------|-----------|-----------|-----------|-----------|-----------|-----------|------------|------------|------------|-------|--------------------|--|--|--|--|--|--|--|--|--|--|--|--|--|
| PERIOD        | 1<br>SBRT | 2<br>SBTH | 3<br>SBLT | 4<br>WBRT | 5<br>WBTH | 6<br>WBLT | 7<br>NBRT | 8<br>NBTH | 9<br>NBLT | 10<br>EBRT | 11<br>EBTH | 12<br>EBLT | TOTAL |                    |  |  |  |  |  |  |  |  |  |  |  |  |  |
| 700-715       | 27        | 6         | 3         | 1         | 173       | 12        | 1         | 1         | 1         | 0          | 55         | 1          | 281   |                    |  |  |  |  |  |  |  |  |  |  |  |  |  |
| 715-730       | 13        | 4         | 3         | 4         | 216       | 25        | 3         | 3         | 0         | 0          | 74         | 2          | 347   |                    |  |  |  |  |  |  |  |  |  |  |  |  |  |
| 730-745       | 14        | 10        | 5         | 1         | 237       | 42        | 1         | 4         | 4         | 0          | 96         | 0          | 414   |                    |  |  |  |  |  |  |  |  |  |  |  |  |  |
| 745-800       | 16        | 20        | 4         | 4         | 273       | 48        | 6         | 7         | 2         | 2          | 143        | 2          | 527   |                    |  |  |  |  |  |  |  |  |  |  |  |  |  |
| 800-815       | 14        | 17        | 2         | 4         | 244       | 31        | 5         | 9         | 2         | 0          | 114        | 2          | 444   |                    |  |  |  |  |  |  |  |  |  |  |  |  |  |
| 815-830       | 13        | 14        | 2         | 3         | 285       | 38        | 3         | 6         | 2         | 3          | 137        | 6          | 512   |                    |  |  |  |  |  |  |  |  |  |  |  |  |  |
| 830-845       | 12        | 14        | 2         | 8         | 256       | 51        | 3         | 5         | 0         | 2          | 121        | 4          | 478   |                    |  |  |  |  |  |  |  |  |  |  |  |  |  |
| 845-900       | 10        | 15        | 4         | 4         | 221       | 43        | 3         | 7         | 0         | 1          | 138        | 6          | 452   |                    |  |  |  |  |  |  |  |  |  |  |  |  |  |
| HOUR TOTALS   |           |           |           |           |           |           |           |           |           |            |            |            |       |                    |  |  |  |  |  |  |  |  |  |  |  |  |  |
| TIME          | 1<br>SBRT | 2<br>SBTH | 3<br>SBLT | 4<br>WBRT | 5<br>WBTH | 6<br>WBLT | 7<br>NBRT | 8<br>NBTH | 9<br>NBLT | 10<br>EBRT | 11<br>EBTH | 12<br>EBLT | TOTAL |                    |  |  |  |  |  |  |  |  |  |  |  |  |  |
| 700-800       | 70        | 40        | 15        | 10        | 899       | 127       | 11        | 15        | 7         | 2          | 368        | 5          | 1569  |                    |  |  |  |  |  |  |  |  |  |  |  |  |  |
| 715-815       | 57        | 51        | 14        | 13        | 970       | 146       | 15        | 23        | 8         | 2          | 427        | 6          | 1732  |                    |  |  |  |  |  |  |  |  |  |  |  |  |  |
| 730-830       | 57        | 61        | 13        | 12        | 1039      | 159       | 15        | 26        | 10        | 5          | 490        | 10         | 1897  |                    |  |  |  |  |  |  |  |  |  |  |  |  |  |
| 745-845       | 55        | 65        | 10        | 19        | 1058      | 168       | 17        | 27        | 6         | 7          | 515        | 14         | 1961  |                    |  |  |  |  |  |  |  |  |  |  |  |  |  |
| 800-900       | 49        | 60        | 10        | 19        | 1006      | 163       | 14        | 27        | 4         | 6          | 510        | 18         | 1886  |                    |  |  |  |  |  |  |  |  |  |  |  |  |  |



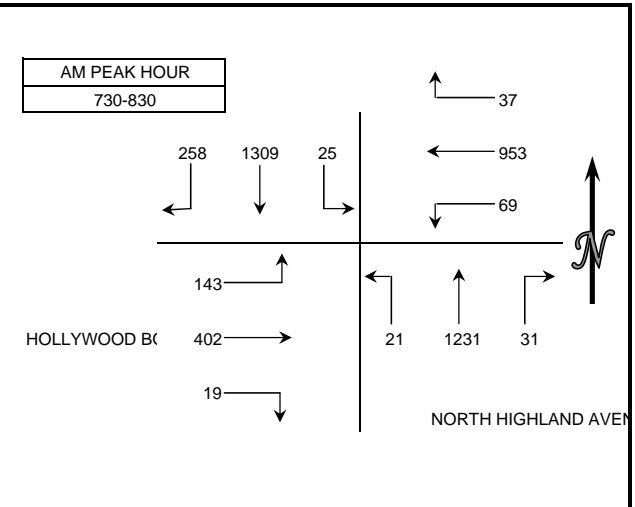
| 15 MIN COUNTS |           |           |           |           |           |           |           |           |           |            |            |            |       | 4:00 PM TO 6:00 PM |  |  |  |  |  |  |  |  |  |  |  |  |  |
|---------------|-----------|-----------|-----------|-----------|-----------|-----------|-----------|-----------|-----------|------------|------------|------------|-------|--------------------|--|--|--|--|--|--|--|--|--|--|--|--|--|
| PERIOD        | 1<br>SBRT | 2<br>SBTH | 3<br>SBLT | 4<br>WBRT | 5<br>WBTH | 6<br>WBLT | 7<br>NBRT | 8<br>NBTH | 9<br>NBLT | 10<br>EBRT | 11<br>EBTH | 12<br>EBLT | TOTAL |                    |  |  |  |  |  |  |  |  |  |  |  |  |  |
| 400-415       | 9         | 11        | 7         | 11        | 90        | 10        | 15        | 35        | 5         | 6          | 198        | 6          | 403   |                    |  |  |  |  |  |  |  |  |  |  |  |  |  |
| 415-430       | 5         | 4         | 2         | 17        | 113       | 20        | 12        | 28        | 8         | 12         | 172        | 15         | 408   |                    |  |  |  |  |  |  |  |  |  |  |  |  |  |
| 430-445       | 3         | 3         | 1         | 5         | 123       | 26        | 14        | 26        | 7         | 3          | 146        | 9          | 366   |                    |  |  |  |  |  |  |  |  |  |  |  |  |  |
| 445-500       | 5         | 8         | 9         | 2         | 153       | 15        | 9         | 35        | 3         | 9          | 175        | 9          | 432   |                    |  |  |  |  |  |  |  |  |  |  |  |  |  |
| 500-515       | 11        | 10        | 10        | 3         | 181       | 23        | 22        | 53        | 3         | 14         | 212        | 14         | 556   |                    |  |  |  |  |  |  |  |  |  |  |  |  |  |
| 515-530       | 12        | 17        | 11        | 12        | 144       | 11        | 12        | 34        | 3         | 4          | 165        | 14         | 439   |                    |  |  |  |  |  |  |  |  |  |  |  |  |  |
| 530-545       | 6         | 10        | 13        | 9         | 152       | 9         | 6         | 46        | 6         | 11         | 180        | 7          | 455   |                    |  |  |  |  |  |  |  |  |  |  |  |  |  |
| 545-600       | 19        | 16        | 10        | 8         | 116       | 12        | 10        | 28        | 13        | 10         | 132        | 8          | 382   |                    |  |  |  |  |  |  |  |  |  |  |  |  |  |
| HOUR TOTALS   |           |           |           |           |           |           |           |           |           |            |            |            |       |                    |  |  |  |  |  |  |  |  |  |  |  |  |  |
| TIME          | 1<br>SBRT | 2<br>SBTH | 3<br>SBLT | 4<br>WBRT | 5<br>WBTH | 6<br>WBLT | 7<br>NBRT | 8<br>NBTH | 9<br>NBLT | 10<br>EBRT | 11<br>EBTH | 12<br>EBLT | TOTAL |                    |  |  |  |  |  |  |  |  |  |  |  |  |  |
| 400-500       | 22        | 26        | 19        | 35        | 479       | 71        | 50        | 124       | 23        | 30         | 691        | 39         | 1609  |                    |  |  |  |  |  |  |  |  |  |  |  |  |  |
| 415-515       | 24        | 25        | 22        | 27        | 570       | 84        | 57        | 142       | 21        | 38         | 705        | 47         | 1762  |                    |  |  |  |  |  |  |  |  |  |  |  |  |  |
| 430-530       | 31        | 38        | 31        | 22        | 601       | 75        | 57        | 148       | 16        | 30         | 698        | 46         | 1793  |                    |  |  |  |  |  |  |  |  |  |  |  |  |  |
| 445-545       | 34        | 45        | 43        | 26        | 630       | 58        | 49        | 168       | 15        | 38         | 732        | 44         | 1882  |                    |  |  |  |  |  |  |  |  |  |  |  |  |  |
| 500-600       | 48        | 53        | 44        | 32        | 593       | 55        | 50        | 161       | 25        | 39         | 689        | 43         | 1832  |                    |  |  |  |  |  |  |  |  |  |  |  |  |  |



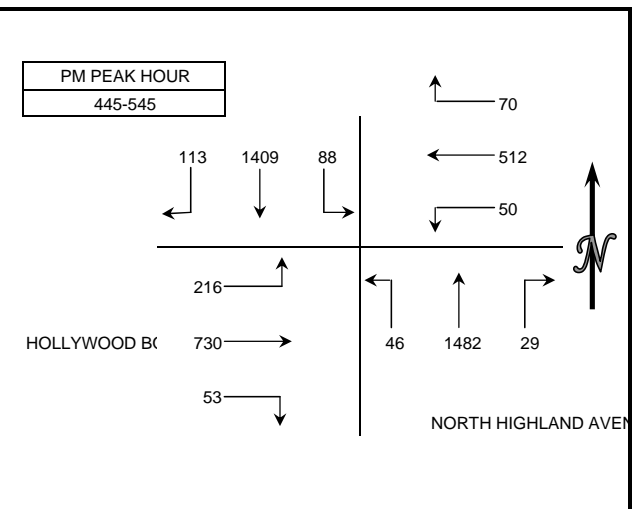
## INTERSECTION TURNING MOVEMENT COUNT SUMMARY

CLIENT: FEHR AND PEERS  
 PROJECT: WESTSIDE EXTENSION TRANSIT CORRIDOR COUNT PROGRAM  
 DATE: WEDNESDAY APRIL 29, 2009  
 PERIODS: 7:00 AM TO 9:00 AM AND 4:00 PM TO 6:00 PM  
 INTERSECTION: N/S NORTH HIGHLAND AVENUE  
 E/W HOLLYWOOD BOULEVARD  
 CITY: HOLLYWOOD

| 15 MIN COUNTS      |           |           |           |           |           |           |           |           |           |            |            |            |       |
|--------------------|-----------|-----------|-----------|-----------|-----------|-----------|-----------|-----------|-----------|------------|------------|------------|-------|
| 7:00 AM TO 9:00 AM |           |           |           |           |           |           |           |           |           |            |            |            |       |
| PERIOD             | 1<br>SBRT | 2<br>SBTH | 3<br>SBLT | 4<br>WBRT | 5<br>WBTH | 6<br>WBLT | 7<br>NBRT | 8<br>NBTH | 9<br>NBLT | 10<br>EBRT | 11<br>EBTH | 12<br>EBLT | TOTAL |
| 700-715            | 59        | 321       | 6         | 11        | 195       | 27        | 8         | 269       | 5         | 5          | 41         | 25         | 972   |
| 715-730            | 31        | 297       | 2         | 4         | 202       | 24        | 6         | 265       | 3         | 7          | 66         | 20         | 927   |
| 730-745            | 90        | 326       | 6         | 9         | 220       | 22        | 10        | 309       | 3         | 4          | 91         | 31         | 1121  |
| 745-800            | 52        | 316       | 11        | 14        | 262       | 27        | 6         | 329       | 6         | 3          | 104        | 25         | 1155  |
| 800-815            | 61        | 354       | 4         | 7         | 247       | 11        | 8         | 291       | 7         | 6          | 95         | 45         | 1136  |
| 815-830            | 55        | 313       | 4         | 7         | 224       | 9         | 7         | 302       | 5         | 6          | 112        | 42         | 1086  |
| 830-845            | 43        | 298       | 12        | 13        | 215       | 23        | 8         | 280       | 7         | 5          | 116        | 52         | 1072  |
| 845-900            | 41        | 297       | 10        | 11        | 225       | 16        | 11        | 329       | 6         | 10         | 117        | 50         | 1123  |
| HOUR TOTALS        |           |           |           |           |           |           |           |           |           |            |            |            |       |
| TIME               | 1<br>SBRT | 2<br>SBTH | 3<br>SBLT | 4<br>WBRT | 5<br>WBTH | 6<br>WBLT | 7<br>NBRT | 8<br>NBTH | 9<br>NBLT | 10<br>EBRT | 11<br>EBTH | 12<br>EBLT | TOTAL |
| 700-800            | 232       | 1260      | 25        | 38        | 879       | 100       | 30        | 1172      | 17        | 19         | 302        | 101        | 4175  |
| 715-815            | 234       | 1293      | 23        | 34        | 931       | 84        | 30        | 1194      | 19        | 20         | 356        | 121        | 4339  |
| 730-830            | 258       | 1309      | 25        | 37        | 953       | 69        | 31        | 1231      | 21        | 19         | 402        | 143        | 4498  |
| 745-845            | 211       | 1281      | 31        | 41        | 948       | 70        | 29        | 1202      | 25        | 20         | 427        | 164        | 4449  |
| 800-900            | 200       | 1262      | 30        | 38        | 911       | 59        | 34        | 1202      | 25        | 27         | 440        | 189        | 4417  |



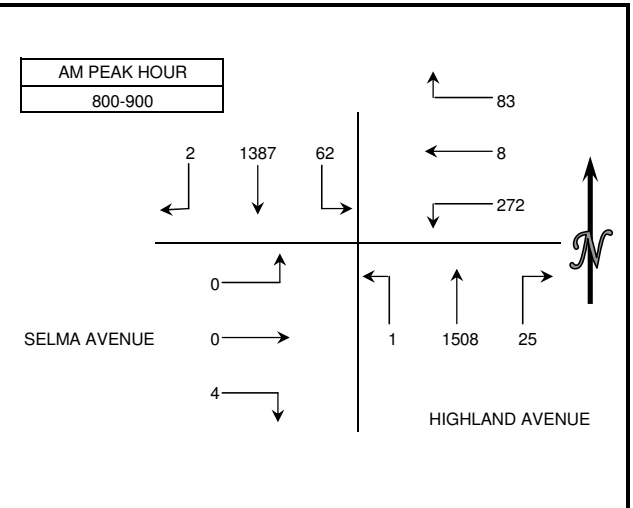
| 15 MIN COUNTS      |           |           |           |           |           |           |           |           |           |            |            |            |       |
|--------------------|-----------|-----------|-----------|-----------|-----------|-----------|-----------|-----------|-----------|------------|------------|------------|-------|
| 4:00 PM TO 6:00 PM |           |           |           |           |           |           |           |           |           |            |            |            |       |
| PERIOD             | 1<br>SBRT | 2<br>SBTH | 3<br>SBLT | 4<br>WBRT | 5<br>WBTH | 6<br>WBLT | 7<br>NBRT | 8<br>NBTH | 9<br>NBLT | 10<br>EBRT | 11<br>EBTH | 12<br>EBLT | TOTAL |
| 400-415            | 16        | 278       | 23        | 7         | 140       | 9         | 8         | 314       | 8         | 10         | 146        | 39         | 998   |
| 415-430            | 40        | 334       | 26        | 17        | 128       | 13        | 8         | 291       | 7         | 20         | 195        | 55         | 1134  |
| 430-445            | 25        | 308       | 19        | 6         | 123       | 9         | 5         | 350       | 7         | 15         | 143        | 38         | 1048  |
| 445-500            | 24        | 334       | 12        | 18        | 108       | 17        | 7         | 364       | 12        | 9          | 183        | 39         | 1127  |
| 500-515            | 40        | 376       | 41        | 15        | 125       | 9         | 7         | 337       | 11        | 21         | 192        | 58         | 1232  |
| 515-530            | 24        | 348       | 14        | 22        | 154       | 12        | 7         | 386       | 14        | 9          | 167        | 60         | 1217  |
| 530-545            | 25        | 351       | 21        | 15        | 125       | 12        | 8         | 395       | 9         | 14         | 188        | 59         | 1222  |
| 545-600            | 14        | 272       | 18        | 14        | 127       | 14        | 8         | 345       | 13        | 9          | 146        | 33         | 1013  |
| HOUR TOTALS        |           |           |           |           |           |           |           |           |           |            |            |            |       |
| TIME               | 1<br>SBRT | 2<br>SBTH | 3<br>SBLT | 4<br>WBRT | 5<br>WBTH | 6<br>WBLT | 7<br>NBRT | 8<br>NBTH | 9<br>NBLT | 10<br>EBRT | 11<br>EBTH | 12<br>EBLT | TOTAL |
| 400-500            | 105       | 1254      | 80        | 48        | 499       | 48        | 28        | 1319      | 34        | 54         | 667        | 171        | 4307  |
| 415-515            | 129       | 1352      | 98        | 56        | 484       | 48        | 27        | 1342      | 37        | 65         | 713        | 190        | 4541  |
| 430-530            | 113       | 1366      | 86        | 61        | 510       | 47        | 26        | 1437      | 44        | 54         | 685        | 195        | 4624  |
| 445-545            | 113       | 1409      | 88        | 70        | 512       | 50        | 29        | 1482      | 46        | 53         | 730        | 216        | 4798  |
| 500-600            | 103       | 1347      | 94        | 66        | 531       | 47        | 30        | 1463      | 47        | 53         | 693        | 210        | 4684  |



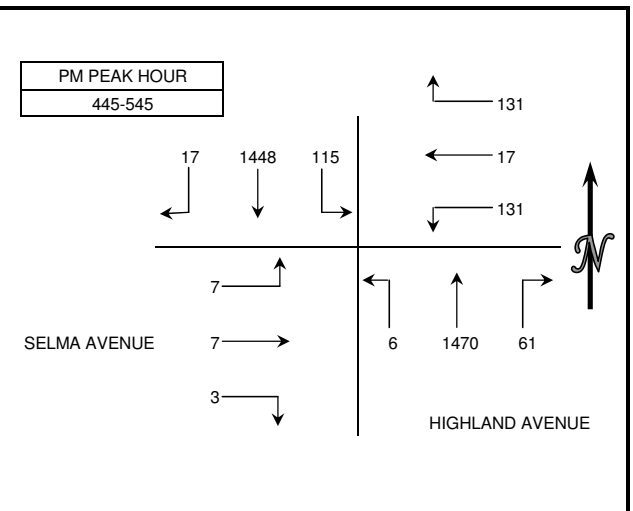
## INTERSECTION TURNING MOVEMENT COUNT SUMMARY

CLIENT: FEHR AND PEERS  
 PROJECT: WESTSIDE EXTENSION TRANSIT CORRIDOR COUNT PROGRAM  
 DATE: THURSDAY APRIL 30, 2009  
 PERIODS: 7:00 AM TO 9:00 AM AND 4:00 PM TO 6:00 PM  
 INTERSECTION: N/S HIGHLAND AVENUE  
 E/W SELMA AVENUE  
 CITY: HOLLYWOOD

| 15 MIN COUNTS |           |           |           |           |           |           |           |           |           |            |            |            | 7:00 AM TO 9:00 AM |
|---------------|-----------|-----------|-----------|-----------|-----------|-----------|-----------|-----------|-----------|------------|------------|------------|--------------------|
| PERIOD        | 1<br>SBRT | 2<br>SBTH | 3<br>SBLT | 4<br>WBRT | 5<br>WBTH | 6<br>WBLT | 7<br>NBRT | 8<br>NBTH | 9<br>NBLT | 10<br>EBRT | 11<br>EBTH | 12<br>EBLT | TOTAL              |
| 700-715       | 12        | 323       | 6         | 5         | 2         | 21        | 0         | 232       | 7         | 3          | 0          | 0          | 611                |
| 715-730       | 5         | 356       | 4         | 10        | 10        | 27        | 0         | 253       | 5         | 0          | 0          | 1          | 671                |
| 730-745       | 9         | 313       | 9         | 20        | 9         | 48        | 0         | 313       | 13        | 0          | 0          | 0          | 734                |
| 745-800       | 7         | 294       | 11        | 42        | 8         | 65        | 0         | 354       | 5         | 2          | 0          | 4          | 792                |
| 800-815       | 1         | 284       | 11        | 11        | 1         | 69        | 0         | 334       | 0         | 2          | 0          | 0          | 713                |
| 815-830       | 1         | 342       | 12        | 30        | 3         | 54        | 0         | 380       | 0         | 1          | 0          | 0          | 823                |
| 830-845       | 0         | 389       | 15        | 12        | 0         | 74        | 10        | 376       | 0         | 0          | 0          | 0          | 876                |
| 845-900       | 0         | 372       | 24        | 30        | 4         | 75        | 15        | 418       | 1         | 1          | 0          | 0          | 940                |
| HOUR TOTALS   |           |           |           |           |           |           |           |           |           |            |            |            |                    |
| TIME          | 1<br>SBRT | 2<br>SBTH | 3<br>SBLT | 4<br>WBRT | 5<br>WBTH | 6<br>WBLT | 7<br>NBRT | 8<br>NBTH | 9<br>NBLT | 10<br>EBRT | 11<br>EBTH | 12<br>EBLT | TOTAL              |
| 700-800       | 33        | 1286      | 30        | 77        | 29        | 161       | 0         | 1152      | 30        | 5          | 0          | 5          | 2808               |
| 715-815       | 22        | 1247      | 35        | 83        | 28        | 209       | 0         | 1254      | 23        | 4          | 0          | 5          | 2910               |
| 730-830       | 18        | 1233      | 43        | 103       | 21        | 236       | 0         | 1381      | 18        | 5          | 0          | 4          | 3062               |
| 745-845       | 9         | 1309      | 49        | 95        | 12        | 262       | 10        | 1444      | 5         | 5          | 0          | 4          | 3204               |
| 800-900       | 2         | 1387      | 62        | 83        | 8         | 272       | 25        | 1508      | 1         | 4          | 0          | 0          | 3352               |



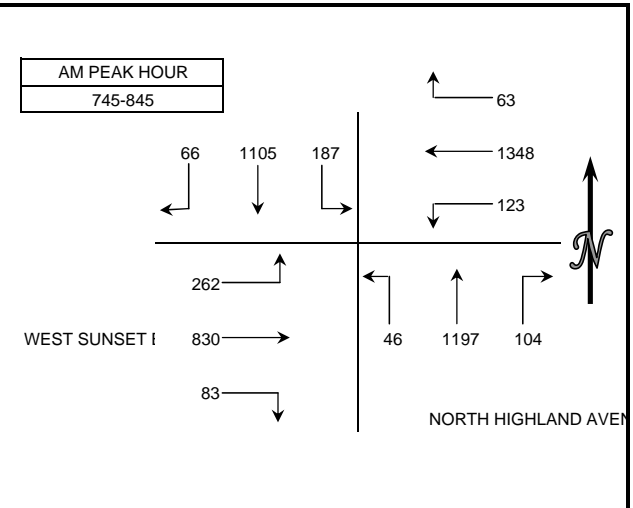
| 15 MIN COUNTS |           |           |           |           |           |           |           |           |           |            |            |            | 4:00 PM TO 6:00 PM |
|---------------|-----------|-----------|-----------|-----------|-----------|-----------|-----------|-----------|-----------|------------|------------|------------|--------------------|
| PERIOD        | 1<br>SBRT | 2<br>SBTH | 3<br>SBLT | 4<br>WBRT | 5<br>WBTH | 6<br>WBLT | 7<br>NBRT | 8<br>NBTH | 9<br>NBLT | 10<br>EBRT | 11<br>EBTH | 12<br>EBLT | TOTAL              |
| 400-415       | 0         | 312       | 26        | 21        | 0         | 33        | 11        | 336       | 2         | 6          | 1          | 0          | 748                |
| 415-430       | 1         | 288       | 23        | 28        | 0         | 28        | 15        | 386       | 2         | 1          | 0          | 2          | 774                |
| 430-445       | 5         | 346       | 20        | 32        | 5         | 20        | 10        | 342       | 1         | 3          | 1          | 2          | 787                |
| 445-500       | 11        | 380       | 39        | 41        | 9         | 39        | 21        | 407       | 1         | 1          | 0          | 0          | 949                |
| 500-515       | 2         | 341       | 26        | 22        | 4         | 21        | 15        | 366       | 2         | 0          | 2          | 4          | 805                |
| 515-530       | 1         | 394       | 31        | 37        | 2         | 43        | 8         | 321       | 0         | 0          | 0          | 0          | 837                |
| 530-545       | 3         | 333       | 19        | 31        | 2         | 28        | 17        | 376       | 3         | 2          | 5          | 3          | 822                |
| 545-600       | 10        | 334       | 24        | 27        | 6         | 38        | 11        | 387       | 7         | 0          | 0          | 0          | 844                |
| HOUR TOTALS   |           |           |           |           |           |           |           |           |           |            |            |            |                    |
| TIME          | 1<br>SBRT | 2<br>SBTH | 3<br>SBLT | 4<br>WBRT | 5<br>WBTH | 6<br>WBLT | 7<br>NBRT | 8<br>NBTH | 9<br>NBLT | 10<br>EBRT | 11<br>EBTH | 12<br>EBLT | TOTAL              |
| 400-500       | 17        | 1326      | 108       | 122       | 14        | 120       | 57        | 1471      | 6         | 11         | 2          | 4          | 3258               |
| 415-515       | 19        | 1355      | 108       | 123       | 18        | 108       | 61        | 1501      | 6         | 5          | 3          | 8          | 3315               |
| 430-530       | 19        | 1461      | 116       | 132       | 20        | 123       | 54        | 1436      | 4         | 4          | 3          | 6          | 3378               |
| 445-545       | 17        | 1448      | 115       | 131       | 17        | 131       | 61        | 1470      | 6         | 3          | 7          | 7          | 3413               |
| 500-600       | 16        | 1402      | 100       | 117       | 14        | 130       | 51        | 1450      | 12        | 2          | 7          | 7          | 3308               |



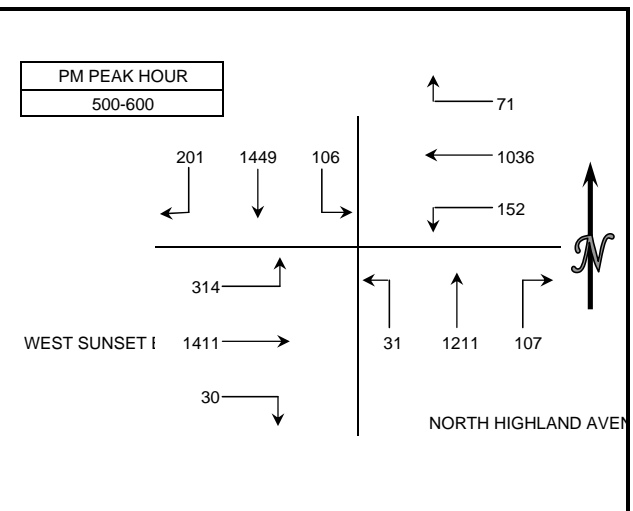
## INTERSECTION TURNING MOVEMENT COUNT SUMMARY

CLIENT: FEHR AND PEERS  
 PROJECT: WESTSIDE EXTENSION TRANSIT CORRIDOR COUNT PROGRAM  
 DATE: WEDNESDAY APRIL 29, 2009  
 PERIODS: 7:00 AM TO 9:00 AM AND 4:00 PM TO 6:00 PM  
 INTERSECTION: N/S NORTH HIGHLAND AVENUE  
 E/W WEST SUNSET BOULEVARD  
 CITY: HOLLYWOOD

| 15 MIN COUNTS      |        |        |        |        |        |        |        |        |        |         |         |         |       |
|--------------------|--------|--------|--------|--------|--------|--------|--------|--------|--------|---------|---------|---------|-------|
| 7:00 AM TO 9:00 AM |        |        |        |        |        |        |        |        |        |         |         |         |       |
| PERIOD             | 1 SBRT | 2 SBTH | 3 SBLT | 4 WBRT | 5 WBTH | 6 WBLT | 7 NBRT | 8 NBTH | 9 NBLT | 10 EBRT | 11 EBTH | 12 EBLT | TOTAL |
| 700-715            | 38     | 262    | 23     | 16     | 269    | 25     | 14     | 177    | 5      | 5       | 103     | 41      | 978   |
| 715-730            | 40     | 250    | 33     | 10     | 279    | 26     | 10     | 222    | 13     | 16      | 104     | 31      | 1034  |
| 730-745            | 20     | 266    | 50     | 13     | 314    | 31     | 18     | 256    | 17     | 19      | 142     | 39      | 1185  |
| 745-800            | 23     | 268    | 40     | 24     | 352    | 22     | 23     | 304    | 19     | 12      | 180     | 50      | 1317  |
| 800-815            | 13     | 299    | 70     | 16     | 363    | 35     | 27     | 307    | 11     | 13      | 216     | 54      | 1424  |
| 815-830            | 11     | 262    | 42     | 14     | 327    | 29     | 20     | 263    | 6      | 30      | 185     | 85      | 1274  |
| 830-845            | 19     | 276    | 35     | 9      | 306    | 37     | 34     | 323    | 10     | 28      | 249     | 73      | 1399  |
| 845-900            | 16     | 316    | 69     | 13     | 285    | 26     | 20     | 280    | 5      | 16      | 173     | 72      | 1291  |
| HOURLY TOTALS      |        |        |        |        |        |        |        |        |        |         |         |         |       |
| TIME               | 1 SBRT | 2 SBTH | 3 SBLT | 4 WBRT | 5 WBTH | 6 WBLT | 7 NBRT | 8 NBTH | 9 NBLT | 10 EBRT | 11 EBTH | 12 EBLT | TOTAL |
| 700-800            | 121    | 1046   | 146    | 63     | 1214   | 104    | 65     | 959    | 54     | 52      | 529     | 161     | 4514  |
| 715-815            | 96     | 1083   | 193    | 63     | 1308   | 114    | 78     | 1089   | 60     | 60      | 642     | 174     | 4960  |
| 730-830            | 67     | 1095   | 202    | 67     | 1356   | 117    | 88     | 1130   | 53     | 74      | 723     | 228     | 5200  |
| 745-845            | 66     | 1105   | 187    | 63     | 1348   | 123    | 104    | 1197   | 46     | 83      | 830     | 262     | 5414  |
| 800-900            | 59     | 1153   | 216    | 52     | 1281   | 127    | 101    | 1173   | 32     | 87      | 823     | 284     | 5388  |



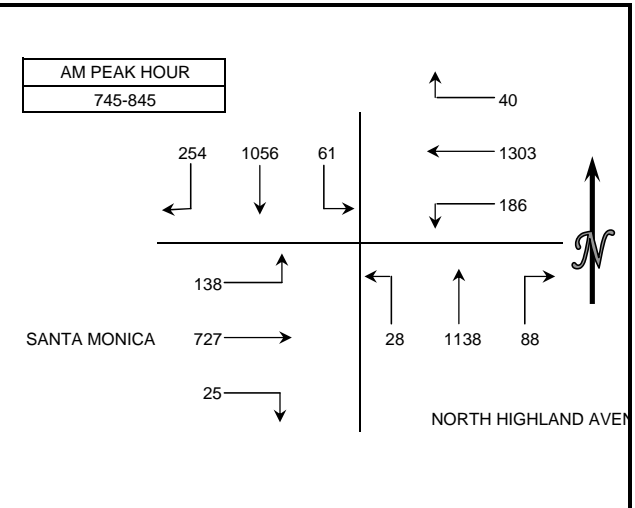
| 15 MIN COUNTS      |        |        |        |        |        |        |        |        |        |         |         |         |       |
|--------------------|--------|--------|--------|--------|--------|--------|--------|--------|--------|---------|---------|---------|-------|
| 4:00 PM TO 6:00 PM |        |        |        |        |        |        |        |        |        |         |         |         |       |
| PERIOD             | 1 SBRT | 2 SBTH | 3 SBLT | 4 WBRT | 5 WBTH | 6 WBLT | 7 NBRT | 8 NBTH | 9 NBLT | 10 EBRT | 11 EBTH | 12 EBLT | TOTAL |
| 400-415            | 40     | 376    | 27     | 21     | 261    | 44     | 17     | 325    | 13     | 12      | 363     | 87      | 1586  |
| 415-430            | 37     | 372    | 28     | 23     | 299    | 31     | 15     | 311    | 8      | 12      | 393     | 93      | 1622  |
| 430-445            | 59     | 293    | 20     | 16     | 213    | 25     | 21     | 257    | 4      | 7       | 341     | 58      | 1314  |
| 445-500            | 55     | 340    | 21     | 31     | 249    | 38     | 17     | 299    | 5      | 4       | 396     | 69      | 1524  |
| 500-515            | 34     | 339    | 27     | 24     | 208    | 35     | 18     | 295    | 8      | 4       | 318     | 55      | 1365  |
| 515-530            | 57     | 360    | 27     | 10     | 267    | 40     | 30     | 320    | 9      | 5       | 336     | 96      | 1557  |
| 530-545            | 45     | 392    | 26     | 22     | 232    | 20     | 26     | 300    | 5      | 10      | 383     | 72      | 1533  |
| 545-600            | 65     | 358    | 26     | 15     | 329    | 57     | 33     | 296    | 9      | 11      | 374     | 91      | 1664  |
| HOURLY TOTALS      |        |        |        |        |        |        |        |        |        |         |         |         |       |
| TIME               | 1 SBRT | 2 SBTH | 3 SBLT | 4 WBRT | 5 WBTH | 6 WBLT | 7 NBRT | 8 NBTH | 9 NBLT | 10 EBRT | 11 EBTH | 12 EBLT | TOTAL |
| 400-500            | 191    | 1381   | 96     | 91     | 1022   | 138    | 70     | 1192   | 30     | 35      | 1493    | 307     | 6046  |
| 415-515            | 185    | 1344   | 96     | 94     | 969    | 129    | 71     | 1162   | 25     | 27      | 1448    | 275     | 5825  |
| 430-530            | 205    | 1332   | 95     | 81     | 937    | 138    | 86     | 1171   | 26     | 20      | 1391    | 278     | 5760  |
| 445-545            | 191    | 1431   | 101    | 87     | 956    | 133    | 91     | 1214   | 27     | 23      | 1433    | 292     | 5979  |
| 500-600            | 201    | 1449   | 106    | 71     | 1036   | 152    | 107    | 1211   | 31     | 30      | 1411    | 314     | 6119  |



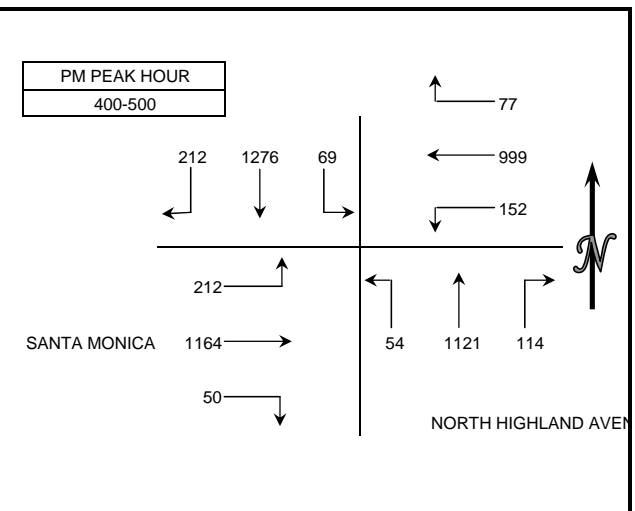
## INTERSECTION TURNING MOVEMENT COUNT SUMMARY

CLIENT: FEHR AND PEERS  
 PROJECT: WESTSIDE EXTENSION TRANSIT CORRIDOR COUNT PROGRAM  
 DATE: THURSDAY APRIL 30, 2009  
 PERIODS: 7:00 AM TO 9:00 AM AND 4:00 PM TO 6:00 PM  
 INTERSECTION: N/S NORTH HIGHLAND AVENUE  
 E/W SANTA MONICA BOULEVARD  
 CITY: HOLLYWOOD

| 15 MIN COUNTS |           |           |           |           |           |           |           |           |           |            |            |            |       | 7:00 AM TO 9:00 AM |  |  |  |  |  |  |  |  |  |  |  |  |  |
|---------------|-----------|-----------|-----------|-----------|-----------|-----------|-----------|-----------|-----------|------------|------------|------------|-------|--------------------|--|--|--|--|--|--|--|--|--|--|--|--|--|
| PERIOD        | 1<br>SBRT | 2<br>SBTH | 3<br>SBLT | 4<br>WBRT | 5<br>WBTH | 6<br>WBLT | 7<br>NBRT | 8<br>NBTH | 9<br>NBLT | 10<br>EBRT | 11<br>EBTH | 12<br>EBLT | TOTAL |                    |  |  |  |  |  |  |  |  |  |  |  |  |  |
| 700-715       | 37        | 234       | 21        | 21        | 320       | 40        | 31        | 237       | 19        | 5          | 187        | 28         | 1180  |                    |  |  |  |  |  |  |  |  |  |  |  |  |  |
| 715-730       | 43        | 252       | 22        | 15        | 276       | 35        | 19        | 267       | 10        | 13         | 165        | 21         | 1138  |                    |  |  |  |  |  |  |  |  |  |  |  |  |  |
| 730-745       | 46        | 208       | 12        | 21        | 304       | 27        | 38        | 247       | 6         | 4          | 148        | 19         | 1080  |                    |  |  |  |  |  |  |  |  |  |  |  |  |  |
| 745-800       | 46        | 214       | 19        | 13        | 295       | 29        | 19        | 261       | 15        | 5          | 162        | 29         | 1107  |                    |  |  |  |  |  |  |  |  |  |  |  |  |  |
| 800-815       | 60        | 246       | 11        | 11        | 359       | 59        | 27        | 269       | 3         | 6          | 163        | 23         | 1237  |                    |  |  |  |  |  |  |  |  |  |  |  |  |  |
| 815-830       | 68        | 306       | 15        | 8         | 288       | 39        | 17        | 283       | 7         | 6          | 191        | 37         | 1265  |                    |  |  |  |  |  |  |  |  |  |  |  |  |  |
| 830-845       | 80        | 290       | 16        | 8         | 361       | 59        | 25        | 325       | 3         | 8          | 211        | 49         | 1435  |                    |  |  |  |  |  |  |  |  |  |  |  |  |  |
| 845-900       | 38        | 186       | 11        | 13        | 312       | 49        | 21        | 255       | 10        | 4          | 161        | 26         | 1086  |                    |  |  |  |  |  |  |  |  |  |  |  |  |  |
| HOUR TOTALS   |           |           |           |           |           |           |           |           |           |            |            |            |       |                    |  |  |  |  |  |  |  |  |  |  |  |  |  |
| TIME          | 1<br>SBRT | 2<br>SBTH | 3<br>SBLT | 4<br>WBRT | 5<br>WBTH | 6<br>WBLT | 7<br>NBRT | 8<br>NBTH | 9<br>NBLT | 10<br>EBRT | 11<br>EBTH | 12<br>EBLT | TOTAL |                    |  |  |  |  |  |  |  |  |  |  |  |  |  |
| 700-800       | 172       | 908       | 74        | 70        | 1195      | 131       | 107       | 1012      | 50        | 27         | 662        | 97         | 4505  |                    |  |  |  |  |  |  |  |  |  |  |  |  |  |
| 715-815       | 195       | 920       | 64        | 60        | 1234      | 150       | 103       | 1044      | 34        | 28         | 638        | 92         | 4562  |                    |  |  |  |  |  |  |  |  |  |  |  |  |  |
| 730-830       | 220       | 974       | 57        | 53        | 1246      | 154       | 101       | 1060      | 31        | 21         | 664        | 108        | 4689  |                    |  |  |  |  |  |  |  |  |  |  |  |  |  |
| 745-845       | 254       | 1056      | 61        | 40        | 1303      | 186       | 88        | 1138      | 28        | 25         | 727        | 138        | 5044  |                    |  |  |  |  |  |  |  |  |  |  |  |  |  |
| 800-900       | 246       | 1028      | 53        | 40        | 1320      | 206       | 90        | 1132      | 23        | 24         | 726        | 135        | 5023  |                    |  |  |  |  |  |  |  |  |  |  |  |  |  |



| 15 MIN COUNTS |           |           |           |           |           |           |           |           |           |            |            |            |       | 4:00 PM TO 6:00 PM |  |  |  |  |  |  |  |  |  |  |  |  |  |
|---------------|-----------|-----------|-----------|-----------|-----------|-----------|-----------|-----------|-----------|------------|------------|------------|-------|--------------------|--|--|--|--|--|--|--|--|--|--|--|--|--|
| PERIOD        | 1<br>SBRT | 2<br>SBTH | 3<br>SBLT | 4<br>WBRT | 5<br>WBTH | 6<br>WBLT | 7<br>NBRT | 8<br>NBTH | 9<br>NBLT | 10<br>EBRT | 11<br>EBTH | 12<br>EBLT | TOTAL |                    |  |  |  |  |  |  |  |  |  |  |  |  |  |
| 400-415       | 72        | 350       | 17        | 26        | 253       | 59        | 38        | 294       | 14        | 19         | 317        | 44         | 1503  |                    |  |  |  |  |  |  |  |  |  |  |  |  |  |
| 415-430       | 51        | 311       | 18        | 20        | 254       | 30        | 30        | 266       | 10        | 6          | 258        | 62         | 1316  |                    |  |  |  |  |  |  |  |  |  |  |  |  |  |
| 430-445       | 34        | 293       | 19        | 21        | 219       | 27        | 17        | 261       | 14        | 14         | 274        | 52         | 1245  |                    |  |  |  |  |  |  |  |  |  |  |  |  |  |
| 445-500       | 55        | 322       | 15        | 10        | 273       | 36        | 29        | 300       | 16        | 11         | 315        | 54         | 1436  |                    |  |  |  |  |  |  |  |  |  |  |  |  |  |
| 500-515       | 39        | 263       | 17        | 17        | 234       | 26        | 27        | 277       | 16        | 13         | 254        | 50         | 1233  |                    |  |  |  |  |  |  |  |  |  |  |  |  |  |
| 515-530       | 53        | 255       | 12        | 12        | 248       | 35        | 30        | 250       | 12        | 15         | 288        | 49         | 1259  |                    |  |  |  |  |  |  |  |  |  |  |  |  |  |
| 530-545       | 60        | 340       | 22        | 6         | 271       | 35        | 37        | 323       | 22        | 7          | 342        | 68         | 1533  |                    |  |  |  |  |  |  |  |  |  |  |  |  |  |
| 545-600       | 46        | 364       | 17        | 8         | 252       | 16        | 30        | 274       | 11        | 9          | 252        | 31         | 1310  |                    |  |  |  |  |  |  |  |  |  |  |  |  |  |
| HOUR TOTALS   |           |           |           |           |           |           |           |           |           |            |            |            |       |                    |  |  |  |  |  |  |  |  |  |  |  |  |  |
| TIME          | 1<br>SBRT | 2<br>SBTH | 3<br>SBLT | 4<br>WBRT | 5<br>WBTH | 6<br>WBLT | 7<br>NBRT | 8<br>NBTH | 9<br>NBLT | 10<br>EBRT | 11<br>EBTH | 12<br>EBLT | TOTAL |                    |  |  |  |  |  |  |  |  |  |  |  |  |  |
| 400-500       | 212       | 1276      | 69        | 77        | 999       | 152       | 114       | 1121      | 54        | 50         | 1164       | 212        | 5500  |                    |  |  |  |  |  |  |  |  |  |  |  |  |  |
| 415-515       | 179       | 1189      | 69        | 68        | 980       | 119       | 103       | 1104      | 56        | 44         | 1101       | 218        | 5230  |                    |  |  |  |  |  |  |  |  |  |  |  |  |  |
| 430-530       | 181       | 1133      | 63        | 60        | 974       | 124       | 103       | 1088      | 58        | 53         | 1131       | 205        | 5173  |                    |  |  |  |  |  |  |  |  |  |  |  |  |  |
| 445-545       | 207       | 1180      | 66        | 45        | 1026      | 132       | 123       | 1150      | 66        | 46         | 1199       | 221        | 5461  |                    |  |  |  |  |  |  |  |  |  |  |  |  |  |
| 500-600       | 198       | 1222      | 68        | 43        | 1005      | 112       | 124       | 1124      | 61        | 44         | 1136       | 198        | 5335  |                    |  |  |  |  |  |  |  |  |  |  |  |  |  |

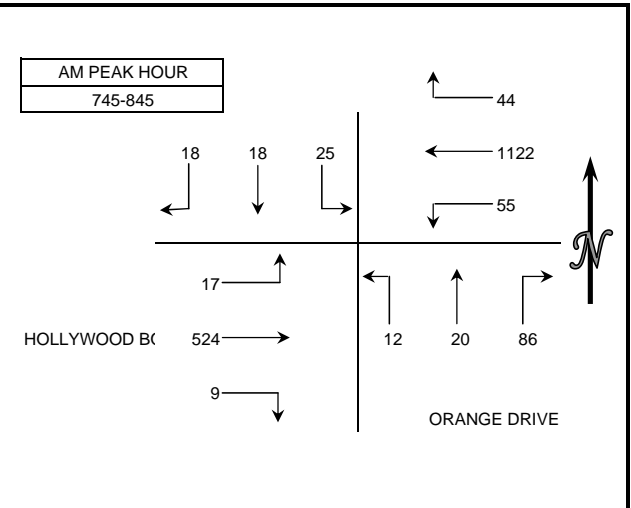




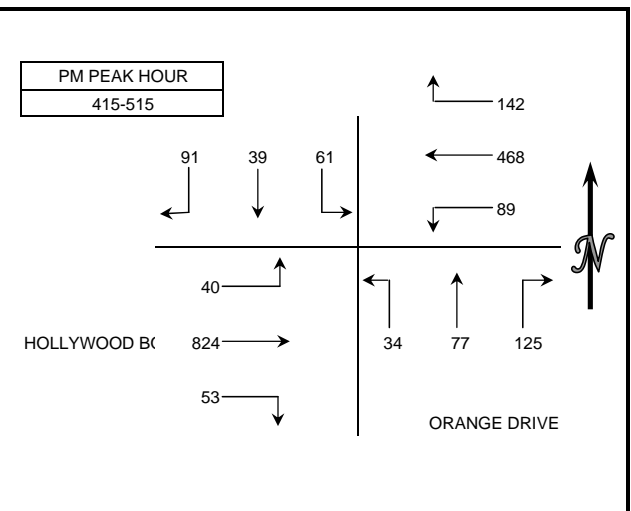
## INTERSECTION TURNING MOVEMENT COUNT SUMMARY

CLIENT: FEHR AND PEERS  
 PROJECT: WESTSIDE EXTENSION TRANSIT CORRIDOR COUNT PROGRAM  
 DATE: WEDNESDAY MAY 13, 2009  
 PERIODS: 7:00 AM TO 9:00 AM AND 4:00 PM TO 6:00 PM  
 INTERSECTION: N/S ORANGE DRIVE  
 E/W HOLLYWOOD BOULEVARD  
 CITY: HOLLYWOOD

| 15 MIN COUNTS |           |           |           |           |           |           |           |           |           |            |            |            | 7:00 AM TO 9:00 AM |
|---------------|-----------|-----------|-----------|-----------|-----------|-----------|-----------|-----------|-----------|------------|------------|------------|--------------------|
| PERIOD        | 1<br>SBRT | 2<br>SBTH | 3<br>SBLT | 4<br>WBRT | 5<br>WBTH | 6<br>WBLT | 7<br>NBRT | 8<br>NBTH | 9<br>NBLT | 10<br>EBRT | 11<br>EBTH | 12<br>EBLT | TOTAL              |
| 700-715       | 2         | 2         | 3         | 20        | 187       | 6         | 10        | 5         | 3         | 3          | 67         | 1          | 309                |
| 715-730       | 3         | 2         | 0         | 4         | 222       | 9         | 19        | 6         | 2         | 2          | 75         | 1          | 345                |
| 730-745       | 6         | 3         | 3         | 7         | 279       | 17        | 24        | 4         | 2         | 4          | 82         | 1          | 432                |
| 745-800       | 3         | 3         | 5         | 6         | 301       | 21        | 39        | 3         | 4         | 0          | 107        | 3          | 495                |
| 800-815       | 4         | 7         | 4         | 6         | 252       | 11        | 18        | 10        | 5         | 2          | 139        | 3          | 461                |
| 815-830       | 4         | 4         | 8         | 15        | 299       | 6         | 14        | 3         | 1         | 2          | 106        | 6          | 468                |
| 830-845       | 7         | 4         | 8         | 17        | 270       | 17        | 15        | 4         | 2         | 5          | 172        | 5          | 526                |
| 845-900       | 10        | 6         | 8         | 11        | 222       | 14        | 15        | 2         | 5         | 5          | 162        | 3          | 463                |
| HOUR TOTALS   |           |           |           |           |           |           |           |           |           |            |            |            |                    |
| TIME          | 1<br>SBRT | 2<br>SBTH | 3<br>SBLT | 4<br>WBRT | 5<br>WBTH | 6<br>WBLT | 7<br>NBRT | 8<br>NBTH | 9<br>NBLT | 10<br>EBRT | 11<br>EBTH | 12<br>EBLT | TOTAL              |
| 700-800       | 14        | 10        | 11        | 37        | 989       | 53        | 92        | 18        | 11        | 9          | 331        | 6          | 1581               |
| 715-815       | 16        | 15        | 12        | 23        | 1054      | 58        | 100       | 23        | 13        | 8          | 403        | 8          | 1733               |
| 730-830       | 17        | 17        | 20        | 34        | 1131      | 55        | 95        | 20        | 12        | 8          | 434        | 13         | 1856               |
| 745-845       | 18        | 18        | 25        | 44        | 1122      | 55        | 86        | 20        | 12        | 9          | 524        | 17         | 1950               |
| 800-900       | 25        | 21        | 28        | 49        | 1043      | 48        | 62        | 19        | 13        | 14         | 579        | 17         | 1918               |



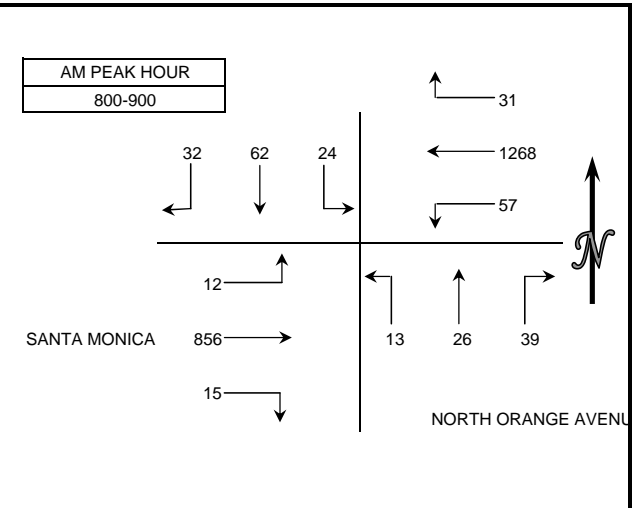
| 15 MIN COUNTS |           |           |           |           |           |           |           |           |           |            |            |            | 4:00 PM TO 6:00 PM |
|---------------|-----------|-----------|-----------|-----------|-----------|-----------|-----------|-----------|-----------|------------|------------|------------|--------------------|
| PERIOD        | 1<br>SBRT | 2<br>SBTH | 3<br>SBLT | 4<br>WBRT | 5<br>WBTH | 6<br>WBLT | 7<br>NBRT | 8<br>NBTH | 9<br>NBLT | 10<br>EBRT | 11<br>EBTH | 12<br>EBLT | TOTAL              |
| 400-415       | 21        | 5         | 14        | 32        | 108       | 22        | 35        | 26        | 6         | 10         | 206        | 7          | 492                |
| 415-430       | 18        | 9         | 12        | 36        | 110       | 24        | 48        | 21        | 13        | 23         | 231        | 11         | 556                |
| 430-445       | 25        | 15        | 18        | 36        | 102       | 12        | 24        | 13        | 4         | 10         | 179        | 8          | 446                |
| 445-500       | 20        | 10        | 14        | 36        | 147       | 23        | 21        | 14        | 6         | 4          | 201        | 10         | 506                |
| 500-515       | 28        | 5         | 17        | 34        | 109       | 30        | 32        | 29        | 11        | 16         | 213        | 11         | 535                |
| 515-530       | 13        | 5         | 15        | 37        | 125       | 18        | 22        | 26        | 8         | 9          | 182        | 13         | 473                |
| 530-545       | 32        | 12        | 24        | 36        | 113       | 11        | 44        | 25        | 8         | 11         | 193        | 17         | 526                |
| 545-600       | 18        | 8         | 15        | 37        | 122       | 16        | 35        | 19        | 9         | 13         | 198        | 13         | 503                |
| HOUR TOTALS   |           |           |           |           |           |           |           |           |           |            |            |            |                    |
| TIME          | 1<br>SBRT | 2<br>SBTH | 3<br>SBLT | 4<br>WBRT | 5<br>WBTH | 6<br>WBLT | 7<br>NBRT | 8<br>NBTH | 9<br>NBLT | 10<br>EBRT | 11<br>EBTH | 12<br>EBLT | TOTAL              |
| 400-500       | 84        | 39        | 58        | 140       | 467       | 81        | 128       | 74        | 29        | 47         | 817        | 36         | 2000               |
| 415-515       | 91        | 39        | 61        | 142       | 468       | 89        | 125       | 77        | 34        | 53         | 824        | 40         | 2043               |
| 430-530       | 86        | 35        | 64        | 143       | 483       | 83        | 99        | 82        | 29        | 39         | 775        | 42         | 1960               |
| 445-545       | 93        | 32        | 70        | 143       | 494       | 82        | 119       | 94        | 33        | 40         | 789        | 51         | 2040               |
| 500-600       | 91        | 30        | 71        | 144       | 469       | 75        | 133       | 99        | 36        | 49         | 786        | 54         | 2037               |



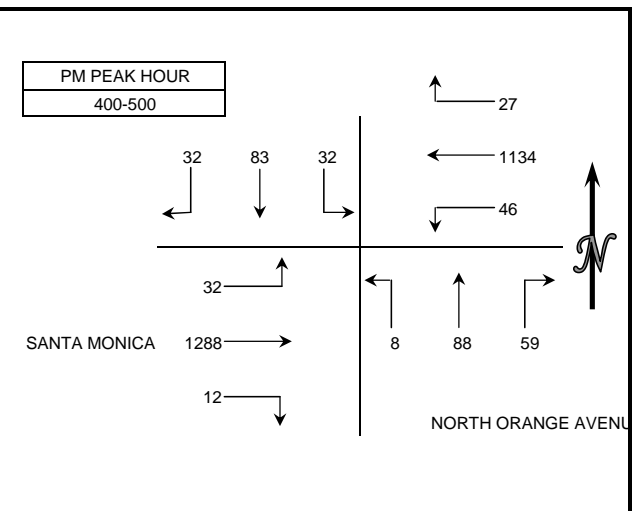
## INTERSECTION TURNING MOVEMENT COUNT SUMMARY

CLIENT: FEHR AND PEERS  
 PROJECT: WESTSIDE EXTENSION TRANSIT CORRIDOR COUNT PROGRAM  
 DATE: WENESDAY APRIL 29, 2009  
 PERIODS: 7:00 AM TO 9:00 AM AND 4:00 PM TO 6:00 PM  
 INTERSECTION: N/S NORTH ORANGE AVENUE  
 E/W SANTA MONICA BOULEVARD  
 CITY: HOLLYWOOD

| 15 MIN COUNTS |           |           |           |           |           |           |           |           |           |            |            |            |       | 7:00 AM TO 9:00 AM |  |  |  |  |  |  |  |  |  |  |  |  |  |
|---------------|-----------|-----------|-----------|-----------|-----------|-----------|-----------|-----------|-----------|------------|------------|------------|-------|--------------------|--|--|--|--|--|--|--|--|--|--|--|--|--|
| PERIOD        | 1<br>SBRT | 2<br>SBTH | 3<br>SBLT | 4<br>WBRT | 5<br>WBTH | 6<br>WBLT | 7<br>NBRT | 8<br>NBTH | 9<br>NBLT | 10<br>EBRT | 11<br>EBTH | 12<br>EBLT | TOTAL |                    |  |  |  |  |  |  |  |  |  |  |  |  |  |
| 700-715       | 9         | 0         | 4         | 13        | 301       | 9         | 2         | 1         | 0         | 2          | 148        | 5          | 494   |                    |  |  |  |  |  |  |  |  |  |  |  |  |  |
| 715-730       | 5         | 6         | 10        | 10        | 290       | 11        | 4         | 6         | 8         | 0          | 162        | 6          | 518   |                    |  |  |  |  |  |  |  |  |  |  |  |  |  |
| 730-745       | 8         | 12        | 9         | 11        | 314       | 23        | 2         | 6         | 0         | 0          | 196        | 5          | 586   |                    |  |  |  |  |  |  |  |  |  |  |  |  |  |
| 745-800       | 11        | 16        | 11        | 19        | 344       | 17        | 7         | 5         | 1         | 4          | 195        | 0          | 630   |                    |  |  |  |  |  |  |  |  |  |  |  |  |  |
| 800-815       | 4         | 10        | 3         | 7         | 335       | 15        | 11        | 10        | 2         | 3          | 177        | 3          | 580   |                    |  |  |  |  |  |  |  |  |  |  |  |  |  |
| 815-830       | 5         | 14        | 6         | 6         | 305       | 12        | 7         | 2         | 8         | 1          | 201        | 1          | 568   |                    |  |  |  |  |  |  |  |  |  |  |  |  |  |
| 830-845       | 9         | 16        | 6         | 14        | 279       | 13        | 8         | 7         | 1         | 7          | 252        | 3          | 615   |                    |  |  |  |  |  |  |  |  |  |  |  |  |  |
| 845-900       | 14        | 22        | 9         | 4         | 349       | 17        | 13        | 7         | 2         | 4          | 226        | 5          | 672   |                    |  |  |  |  |  |  |  |  |  |  |  |  |  |
| HOUR TOTALS   |           |           |           |           |           |           |           |           |           |            |            |            |       |                    |  |  |  |  |  |  |  |  |  |  |  |  |  |
| TIME          | 1<br>SBRT | 2<br>SBTH | 3<br>SBLT | 4<br>WBRT | 5<br>WBTH | 6<br>WBLT | 7<br>NBRT | 8<br>NBTH | 9<br>NBLT | 10<br>EBRT | 11<br>EBTH | 12<br>EBLT | TOTAL |                    |  |  |  |  |  |  |  |  |  |  |  |  |  |
| 700-800       | 33        | 34        | 34        | 53        | 1249      | 60        | 15        | 18        | 9         | 6          | 701        | 16         | 2228  |                    |  |  |  |  |  |  |  |  |  |  |  |  |  |
| 715-815       | 28        | 44        | 33        | 47        | 1283      | 66        | 24        | 27        | 11        | 7          | 730        | 14         | 2314  |                    |  |  |  |  |  |  |  |  |  |  |  |  |  |
| 730-830       | 28        | 52        | 29        | 43        | 1298      | 67        | 27        | 23        | 11        | 8          | 769        | 9          | 2364  |                    |  |  |  |  |  |  |  |  |  |  |  |  |  |
| 745-845       | 29        | 56        | 26        | 46        | 1263      | 57        | 33        | 24        | 12        | 15         | 825        | 7          | 2393  |                    |  |  |  |  |  |  |  |  |  |  |  |  |  |
| 800-900       | 32        | 62        | 24        | 31        | 1268      | 57        | 39        | 26        | 13        | 15         | 856        | 12         | 2435  |                    |  |  |  |  |  |  |  |  |  |  |  |  |  |



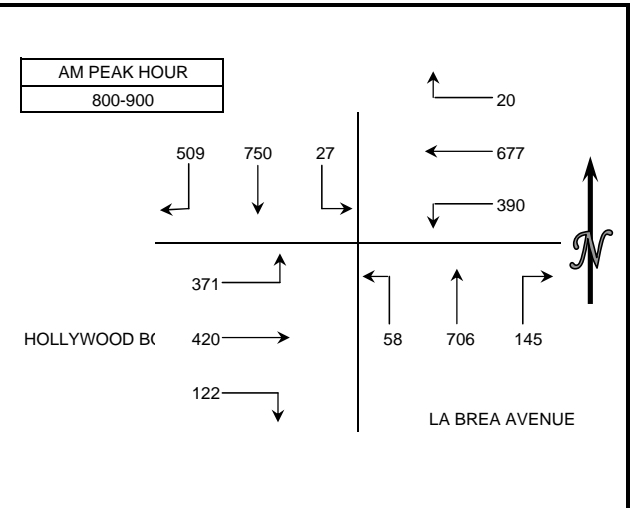
| 15 MIN COUNTS |           |           |           |           |           |           |           |           |           |            |            |            |       | 4:00 PM TO 6:00 PM |  |  |  |  |  |  |  |  |  |  |  |  |  |
|---------------|-----------|-----------|-----------|-----------|-----------|-----------|-----------|-----------|-----------|------------|------------|------------|-------|--------------------|--|--|--|--|--|--|--|--|--|--|--|--|--|
| PERIOD        | 1<br>SBRT | 2<br>SBTH | 3<br>SBLT | 4<br>WBRT | 5<br>WBTH | 6<br>WBLT | 7<br>NBRT | 8<br>NBTH | 9<br>NBLT | 10<br>EBRT | 11<br>EBTH | 12<br>EBLT | TOTAL |                    |  |  |  |  |  |  |  |  |  |  |  |  |  |
| 400-415       | 10        | 28        | 12        | 15        | 294       | 17        | 14        | 20        | 2         | 2          | 367        | 10         | 791   |                    |  |  |  |  |  |  |  |  |  |  |  |  |  |
| 415-430       | 8         | 19        | 2         | 3         | 255       | 12        | 14        | 15        | 2         | 5          | 313        | 8          | 656   |                    |  |  |  |  |  |  |  |  |  |  |  |  |  |
| 430-445       | 10        | 16        | 8         | 2         | 269       | 4         | 15        | 31        | 0         | 0          | 284        | 10         | 649   |                    |  |  |  |  |  |  |  |  |  |  |  |  |  |
| 445-500       | 4         | 20        | 10        | 7         | 316       | 13        | 16        | 22        | 4         | 5          | 324        | 4          | 745   |                    |  |  |  |  |  |  |  |  |  |  |  |  |  |
| 500-515       | 5         | 20        | 7         | 12        | 291       | 14        | 21        | 25        | 4         | 2          | 336        | 5          | 742   |                    |  |  |  |  |  |  |  |  |  |  |  |  |  |
| 515-530       | 11        | 25        | 11        | 12        | 242       | 8         | 16        | 26        | 2         | 0          | 326        | 11         | 690   |                    |  |  |  |  |  |  |  |  |  |  |  |  |  |
| 530-545       | 4         | 13        | 7         | 9         | 247       | 9         | 11        | 18        | 0         | 4          | 253        | 4          | 579   |                    |  |  |  |  |  |  |  |  |  |  |  |  |  |
| 545-600       | 12        | 19        | 9         | 9         | 304       | 13        | 24        | 37        | 6         | 4          | 333        | 12         | 782   |                    |  |  |  |  |  |  |  |  |  |  |  |  |  |
| HOUR TOTALS   |           |           |           |           |           |           |           |           |           |            |            |            |       |                    |  |  |  |  |  |  |  |  |  |  |  |  |  |
| TIME          | 1<br>SBRT | 2<br>SBTH | 3<br>SBLT | 4<br>WBRT | 5<br>WBTH | 6<br>WBLT | 7<br>NBRT | 8<br>NBTH | 9<br>NBLT | 10<br>EBRT | 11<br>EBTH | 12<br>EBLT | TOTAL |                    |  |  |  |  |  |  |  |  |  |  |  |  |  |
| 400-500       | 32        | 83        | 32        | 27        | 1134      | 46        | 59        | 88        | 8         | 12         | 1288       | 32         | 2841  |                    |  |  |  |  |  |  |  |  |  |  |  |  |  |
| 415-515       | 27        | 75        | 27        | 24        | 1131      | 43        | 66        | 93        | 10        | 12         | 1257       | 27         | 2792  |                    |  |  |  |  |  |  |  |  |  |  |  |  |  |
| 430-530       | 30        | 81        | 36        | 33        | 1118      | 39        | 68        | 104       | 10        | 7          | 1270       | 30         | 2826  |                    |  |  |  |  |  |  |  |  |  |  |  |  |  |
| 445-545       | 24        | 78        | 35        | 40        | 1096      | 44        | 64        | 91        | 10        | 11         | 1239       | 24         | 2756  |                    |  |  |  |  |  |  |  |  |  |  |  |  |  |
| 500-600       | 32        | 77        | 34        | 42        | 1084      | 44        | 72        | 106       | 12        | 10         | 1248       | 32         | 2793  |                    |  |  |  |  |  |  |  |  |  |  |  |  |  |



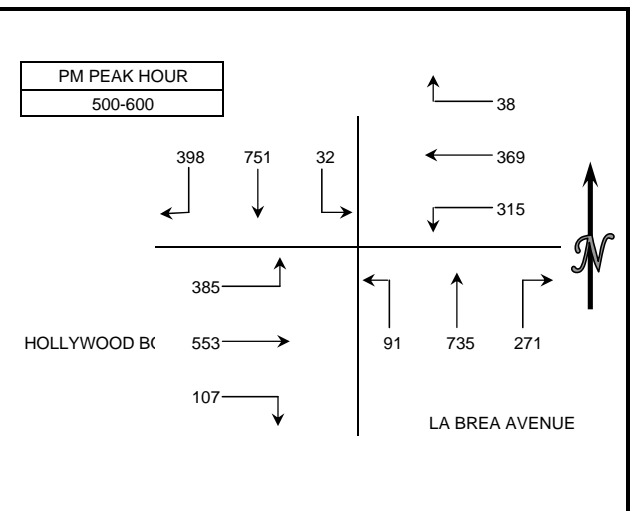
## INTERSECTION TURNING MOVEMENT COUNT SUMMARY

CLIENT: FEHR AND PEERS  
 PROJECT: WESTSIDE EXTENSION TRANSIT CORRIDOR COUNT PROGRAM  
 DATE: WEDNESDAY APRIL 29, 2009  
 PERIODS: 7:00 AM TO 9:00 AM AND 4:00 PM TO 6:00 PM  
 INTERSECTION: N/S LA BREA AVENUE  
 E/W HOLLYWOOD BOULEVARD  
 CITY: HOLLYWOOD

| 15 MIN COUNTS |           |           |           |           |           |           |           |           |           |            |            |            |       | 7:00 AM TO 9:00 AM |  |  |  |  |  |  |  |  |  |  |  |  |  |
|---------------|-----------|-----------|-----------|-----------|-----------|-----------|-----------|-----------|-----------|------------|------------|------------|-------|--------------------|--|--|--|--|--|--|--|--|--|--|--|--|--|
| PERIOD        | 1<br>SBRT | 2<br>SBTH | 3<br>SBLT | 4<br>WBRT | 5<br>WBTH | 6<br>WBLT | 7<br>NBRT | 8<br>NBTH | 9<br>NBLT | 10<br>EBRT | 11<br>EBTH | 12<br>EBLT | TOTAL |                    |  |  |  |  |  |  |  |  |  |  |  |  |  |
| 700-715       | 142       | 197       | 1         | 6         | 109       | 78        | 19        | 107       | 11        | 10         | 42         | 60         | 782   |                    |  |  |  |  |  |  |  |  |  |  |  |  |  |
| 715-730       | 150       | 213       | 3         | 2         | 140       | 100       | 22        | 141       | 9         | 21         | 31         | 55         | 887   |                    |  |  |  |  |  |  |  |  |  |  |  |  |  |
| 730-745       | 164       | 204       | 4         | 4         | 170       | 96        | 24        | 145       | 9         | 20         | 66         | 74         | 980   |                    |  |  |  |  |  |  |  |  |  |  |  |  |  |
| 745-800       | 123       | 199       | 3         | 4         | 215       | 126       | 31        | 175       | 23        | 26         | 76         | 77         | 1078  |                    |  |  |  |  |  |  |  |  |  |  |  |  |  |
| 800-815       | 135       | 201       | 8         | 9         | 183       | 104       | 33        | 175       | 14        | 33         | 89         | 71         | 1055  |                    |  |  |  |  |  |  |  |  |  |  |  |  |  |
| 815-830       | 121       | 176       | 4         | 3         | 188       | 109       | 30        | 160       | 10        | 34         | 121        | 100        | 1056  |                    |  |  |  |  |  |  |  |  |  |  |  |  |  |
| 830-845       | 113       | 186       | 10        | 5         | 156       | 83        | 44        | 182       | 17        | 23         | 90         | 88         | 997   |                    |  |  |  |  |  |  |  |  |  |  |  |  |  |
| 845-900       | 140       | 187       | 5         | 3         | 150       | 94        | 38        | 189       | 17        | 32         | 120        | 112        | 1087  |                    |  |  |  |  |  |  |  |  |  |  |  |  |  |
| HOUR TOTALS   |           |           |           |           |           |           |           |           |           |            |            |            |       |                    |  |  |  |  |  |  |  |  |  |  |  |  |  |
| TIME          | 1<br>SBRT | 2<br>SBTH | 3<br>SBLT | 4<br>WBRT | 5<br>WBTH | 6<br>WBLT | 7<br>NBRT | 8<br>NBTH | 9<br>NBLT | 10<br>EBRT | 11<br>EBTH | 12<br>EBLT | TOTAL |                    |  |  |  |  |  |  |  |  |  |  |  |  |  |
| 700-800       | 579       | 813       | 11        | 16        | 634       | 400       | 96        | 568       | 52        | 77         | 215        | 266        | 3727  |                    |  |  |  |  |  |  |  |  |  |  |  |  |  |
| 715-815       | 572       | 817       | 18        | 19        | 708       | 426       | 110       | 636       | 55        | 100        | 262        | 277        | 4000  |                    |  |  |  |  |  |  |  |  |  |  |  |  |  |
| 730-830       | 543       | 780       | 19        | 20        | 756       | 435       | 118       | 655       | 56        | 113        | 352        | 322        | 4169  |                    |  |  |  |  |  |  |  |  |  |  |  |  |  |
| 745-845       | 492       | 762       | 25        | 21        | 742       | 422       | 138       | 692       | 64        | 116        | 376        | 336        | 4186  |                    |  |  |  |  |  |  |  |  |  |  |  |  |  |
| 800-900       | 509       | 750       | 27        | 20        | 677       | 390       | 145       | 706       | 58        | 122        | 420        | 371        | 4195  |                    |  |  |  |  |  |  |  |  |  |  |  |  |  |



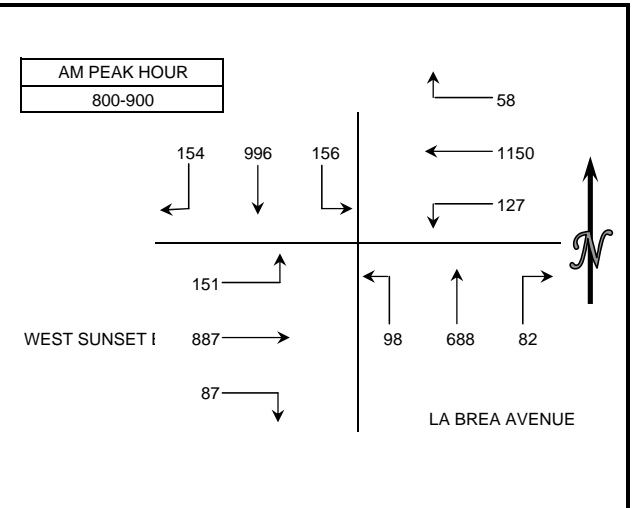
| 15 MIN COUNTS |           |           |           |           |           |           |           |           |           |            |            |            |       | 4:00 PM TO 6:00 PM |  |  |  |  |  |  |  |  |  |  |  |  |  |
|---------------|-----------|-----------|-----------|-----------|-----------|-----------|-----------|-----------|-----------|------------|------------|------------|-------|--------------------|--|--|--|--|--|--|--|--|--|--|--|--|--|
| PERIOD        | 1<br>SBRT | 2<br>SBTH | 3<br>SBLT | 4<br>WBRT | 5<br>WBTH | 6<br>WBLT | 7<br>NBRT | 8<br>NBTH | 9<br>NBLT | 10<br>EBRT | 11<br>EBTH | 12<br>EBLT | TOTAL |                    |  |  |  |  |  |  |  |  |  |  |  |  |  |
| 400-415       | 103       | 185       | 13        | 7         | 78        | 74        | 50        | 194       | 15        | 26         | 121        | 80         | 946   |                    |  |  |  |  |  |  |  |  |  |  |  |  |  |
| 415-430       | 80        | 203       | 8         | 13        | 106       | 70        | 63        | 163       | 21        | 22         | 127        | 103        | 979   |                    |  |  |  |  |  |  |  |  |  |  |  |  |  |
| 430-445       | 86        | 177       | 3         | 7         | 93        | 57        | 63        | 189       | 19        | 18         | 115        | 81         | 908   |                    |  |  |  |  |  |  |  |  |  |  |  |  |  |
| 445-500       | 81        | 151       | 10        | 13        | 92        | 63        | 70        | 168       | 21        | 33         | 126        | 81         | 909   |                    |  |  |  |  |  |  |  |  |  |  |  |  |  |
| 500-515       | 106       | 172       | 11        | 9         | 86        | 69        | 73        | 198       | 26        | 20         | 139        | 92         | 1001  |                    |  |  |  |  |  |  |  |  |  |  |  |  |  |
| 515-530       | 92        | 199       | 6         | 5         | 75        | 76        | 70        | 186       | 16        | 29         | 155        | 115        | 1024  |                    |  |  |  |  |  |  |  |  |  |  |  |  |  |
| 530-545       | 110       | 221       | 12        | 12        | 94        | 82        | 75        | 188       | 25        | 32         | 133        | 93         | 1077  |                    |  |  |  |  |  |  |  |  |  |  |  |  |  |
| 545-600       | 90        | 159       | 3         | 12        | 114       | 88        | 53        | 163       | 24        | 26         | 126        | 85         | 943   |                    |  |  |  |  |  |  |  |  |  |  |  |  |  |
| HOUR TOTALS   |           |           |           |           |           |           |           |           |           |            |            |            |       |                    |  |  |  |  |  |  |  |  |  |  |  |  |  |
| TIME          | 1<br>SBRT | 2<br>SBTH | 3<br>SBLT | 4<br>WBRT | 5<br>WBTH | 6<br>WBLT | 7<br>NBRT | 8<br>NBTH | 9<br>NBLT | 10<br>EBRT | 11<br>EBTH | 12<br>EBLT | TOTAL |                    |  |  |  |  |  |  |  |  |  |  |  |  |  |
| 400-500       | 350       | 716       | 34        | 40        | 369       | 264       | 246       | 714       | 76        | 99         | 489        | 345        | 3742  |                    |  |  |  |  |  |  |  |  |  |  |  |  |  |
| 415-515       | 353       | 703       | 32        | 42        | 377       | 259       | 269       | 718       | 87        | 93         | 507        | 357        | 3797  |                    |  |  |  |  |  |  |  |  |  |  |  |  |  |
| 430-530       | 365       | 699       | 30        | 34        | 346       | 265       | 276       | 741       | 82        | 100        | 535        | 369        | 3842  |                    |  |  |  |  |  |  |  |  |  |  |  |  |  |
| 445-545       | 389       | 743       | 39        | 39        | 347       | 290       | 288       | 740       | 88        | 114        | 553        | 381        | 4011  |                    |  |  |  |  |  |  |  |  |  |  |  |  |  |
| 500-600       | 398       | 751       | 32        | 38        | 369       | 315       | 271       | 735       | 91        | 107        | 553        | 385        | 4045  |                    |  |  |  |  |  |  |  |  |  |  |  |  |  |



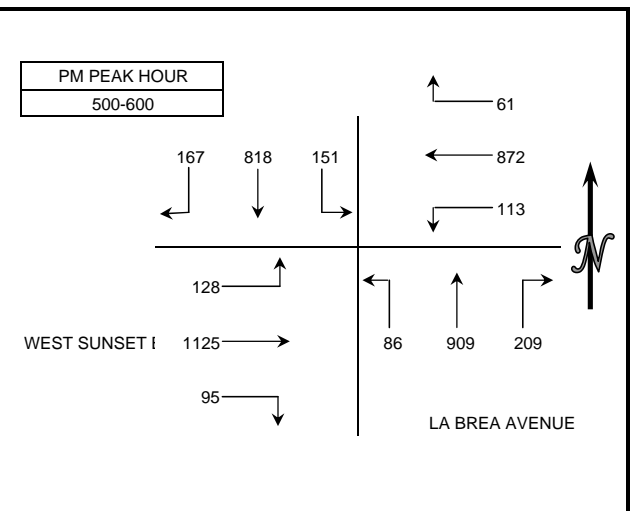
## INTERSECTION TURNING MOVEMENT COUNT SUMMARY

CLIENT: FEHR AND PEERS  
 PROJECT: WESTSIDE EXTENSION TRANSIT CORRIDOR COUNT PROGRAM  
 DATE: THURSDAY APRIL 30, 2009  
 PERIODS: 7:00 AM TO 9:00 AM AND 4:00 PM TO 6:00 PM  
 INTERSECTION: N/S LA BREA AVENUE  
 E/W WEST SUNSET BOULEVARD  
 CITY: HOLLYWOOD

| 15 MIN COUNTS |           |           |           |           |           |           |           |           |           |            |            |            |       | 7:00 AM TO 9:00 AM |  |  |  |  |  |  |  |  |  |  |  |  |  |
|---------------|-----------|-----------|-----------|-----------|-----------|-----------|-----------|-----------|-----------|------------|------------|------------|-------|--------------------|--|--|--|--|--|--|--|--|--|--|--|--|--|
| PERIOD        | 1<br>SBRT | 2<br>SBTH | 3<br>SBLT | 4<br>WBRT | 5<br>WBTH | 6<br>WBLT | 7<br>NBRT | 8<br>NBTH | 9<br>NBLT | 10<br>EBRT | 11<br>EBTH | 12<br>EBLT | TOTAL |                    |  |  |  |  |  |  |  |  |  |  |  |  |  |
| 700-715       | 48        | 205       | 23        | 12        | 293       | 24        | 21        | 105       | 10        | 12         | 114        | 13         | 880   |                    |  |  |  |  |  |  |  |  |  |  |  |  |  |
| 715-730       | 37        | 258       | 31        | 8         | 264       | 21        | 22        | 131       | 17        | 19         | 151        | 26         | 985   |                    |  |  |  |  |  |  |  |  |  |  |  |  |  |
| 730-745       | 42        | 281       | 41        | 15        | 301       | 41        | 24        | 194       | 20        | 19         | 204        | 47         | 1229  |                    |  |  |  |  |  |  |  |  |  |  |  |  |  |
| 745-800       | 34        | 231       | 32        | 11        | 293       | 28        | 22        | 162       | 21        | 15         | 186        | 30         | 1065  |                    |  |  |  |  |  |  |  |  |  |  |  |  |  |
| 800-815       | 41        | 276       | 37        | 13        | 310       | 25        | 21        | 148       | 22        | 21         | 206        | 32         | 1152  |                    |  |  |  |  |  |  |  |  |  |  |  |  |  |
| 815-830       | 35        | 235       | 43        | 13        | 270       | 30        | 23        | 171       | 24        | 20         | 198        | 32         | 1094  |                    |  |  |  |  |  |  |  |  |  |  |  |  |  |
| 830-845       | 43        | 263       | 37        | 13        | 291       | 40        | 22        | 188       | 26        | 24         | 259        | 49         | 1255  |                    |  |  |  |  |  |  |  |  |  |  |  |  |  |
| 845-900       | 35        | 222       | 39        | 19        | 279       | 32        | 16        | 181       | 26        | 22         | 224        | 38         | 1133  |                    |  |  |  |  |  |  |  |  |  |  |  |  |  |
| HOUR TOTALS   |           |           |           |           |           |           |           |           |           |            |            |            |       |                    |  |  |  |  |  |  |  |  |  |  |  |  |  |
| TIME          | 1<br>SBRT | 2<br>SBTH | 3<br>SBLT | 4<br>WBRT | 5<br>WBTH | 6<br>WBLT | 7<br>NBRT | 8<br>NBTH | 9<br>NBLT | 10<br>EBRT | 11<br>EBTH | 12<br>EBLT | TOTAL |                    |  |  |  |  |  |  |  |  |  |  |  |  |  |
| 700-800       | 161       | 975       | 127       | 46        | 1151      | 114       | 89        | 592       | 68        | 65         | 655        | 116        | 4159  |                    |  |  |  |  |  |  |  |  |  |  |  |  |  |
| 715-815       | 154       | 1046      | 141       | 47        | 1168      | 115       | 89        | 635       | 80        | 74         | 747        | 135        | 4431  |                    |  |  |  |  |  |  |  |  |  |  |  |  |  |
| 730-830       | 152       | 1023      | 153       | 52        | 1174      | 124       | 90        | 675       | 87        | 75         | 794        | 141        | 4540  |                    |  |  |  |  |  |  |  |  |  |  |  |  |  |
| 745-845       | 153       | 1005      | 149       | 50        | 1164      | 123       | 88        | 669       | 93        | 80         | 849        | 143        | 4566  |                    |  |  |  |  |  |  |  |  |  |  |  |  |  |
| 800-900       | 154       | 996       | 156       | 58        | 1150      | 127       | 82        | 688       | 98        | 87         | 887        | 151        | 4634  |                    |  |  |  |  |  |  |  |  |  |  |  |  |  |



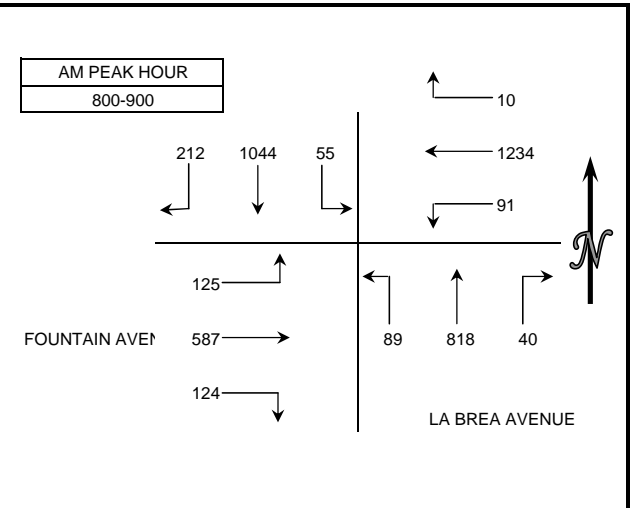
| 15 MIN COUNTS |           |           |           |           |           |           |           |           |           |            |            |            |       | 4:00 PM TO 6:00 PM |  |  |  |  |  |  |  |  |  |  |  |  |  |
|---------------|-----------|-----------|-----------|-----------|-----------|-----------|-----------|-----------|-----------|------------|------------|------------|-------|--------------------|--|--|--|--|--|--|--|--|--|--|--|--|--|
| PERIOD        | 1<br>SBRT | 2<br>SBTH | 3<br>SBLT | 4<br>WBRT | 5<br>WBTH | 6<br>WBLT | 7<br>NBRT | 8<br>NBTH | 9<br>NBLT | 10<br>EBRT | 11<br>EBTH | 12<br>EBLT | TOTAL |                    |  |  |  |  |  |  |  |  |  |  |  |  |  |
| 400-415       | 40        | 175       | 16        | 7         | 165       | 29        | 18        | 178       | 9         | 10         | 226        | 48         | 921   |                    |  |  |  |  |  |  |  |  |  |  |  |  |  |
| 415-430       | 38        | 237       | 39        | 17        | 249       | 38        | 45        | 265       | 26        | 21         | 277        | 59         | 1311  |                    |  |  |  |  |  |  |  |  |  |  |  |  |  |
| 430-445       | 49        | 218       | 26        | 16        | 202       | 22        | 49        | 253       | 18        | 12         | 263        | 51         | 1179  |                    |  |  |  |  |  |  |  |  |  |  |  |  |  |
| 445-500       | 5         | 192       | 26        | 17        | 192       | 11        | 39        | 234       | 22        | 16         | 217        | 33         | 1004  |                    |  |  |  |  |  |  |  |  |  |  |  |  |  |
| 500-515       | 65        | 199       | 37        | 14        | 215       | 22        | 39        | 221       | 17        | 32         | 295        | 30         | 1186  |                    |  |  |  |  |  |  |  |  |  |  |  |  |  |
| 515-530       | 35        | 227       | 34        | 15        | 280       | 32        | 56        | 221       | 29        | 25         | 289        | 36         | 1279  |                    |  |  |  |  |  |  |  |  |  |  |  |  |  |
| 530-545       | 34        | 205       | 39        | 16        | 206       | 29        | 69        | 280       | 25        | 16         | 267        | 36         | 1222  |                    |  |  |  |  |  |  |  |  |  |  |  |  |  |
| 545-600       | 33        | 187       | 41        | 16        | 171       | 30        | 45        | 187       | 15        | 22         | 274        | 26         | 1047  |                    |  |  |  |  |  |  |  |  |  |  |  |  |  |
| HOUR TOTALS   |           |           |           |           |           |           |           |           |           |            |            |            |       |                    |  |  |  |  |  |  |  |  |  |  |  |  |  |
| TIME          | 1<br>SBRT | 2<br>SBTH | 3<br>SBLT | 4<br>WBRT | 5<br>WBTH | 6<br>WBLT | 7<br>NBRT | 8<br>NBTH | 9<br>NBLT | 10<br>EBRT | 11<br>EBTH | 12<br>EBLT | TOTAL |                    |  |  |  |  |  |  |  |  |  |  |  |  |  |
| 400-500       | 132       | 822       | 107       | 57        | 808       | 100       | 151       | 930       | 75        | 59         | 983        | 191        | 4415  |                    |  |  |  |  |  |  |  |  |  |  |  |  |  |
| 415-515       | 157       | 846       | 128       | 64        | 858       | 93        | 172       | 973       | 83        | 81         | 1052       | 173        | 4680  |                    |  |  |  |  |  |  |  |  |  |  |  |  |  |
| 430-530       | 154       | 836       | 123       | 62        | 889       | 87        | 183       | 929       | 86        | 85         | 1064       | 150        | 4648  |                    |  |  |  |  |  |  |  |  |  |  |  |  |  |
| 445-545       | 139       | 823       | 136       | 62        | 893       | 94        | 203       | 956       | 93        | 89         | 1068       | 135        | 4691  |                    |  |  |  |  |  |  |  |  |  |  |  |  |  |
| 500-600       | 167       | 818       | 151       | 61        | 872       | 113       | 209       | 909       | 86        | 95         | 1125       | 128        | 4734  |                    |  |  |  |  |  |  |  |  |  |  |  |  |  |



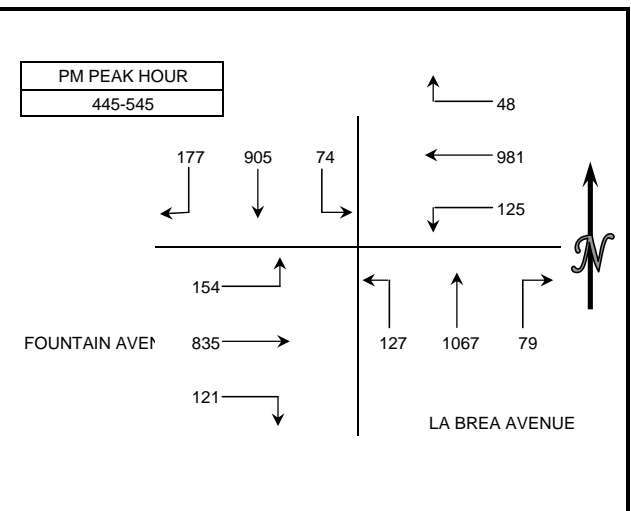
## INTERSECTION TURNING MOVEMENT COUNT SUMMARY

CLIENT: FEHR AND PEERS  
 PROJECT: WESTSIDE EXTENSION TRANSIT CORRIDOR COUNT PROGRAM  
 DATE: THURSDAY APRIL 30, 2009  
 PERIODS: 7:00 AM TO 9:00 AM AND 4:00 PM TO 6:00 PM  
 INTERSECTION: N/S LA BREA AVENUE  
 E/W FOUNTAIN AVENUE  
 CITY: HOLLYWOOD

| 15 MIN COUNTS |           |           |           |           |           |           |           |           |           |            |            |            |       | 7:00 AM TO 9:00 AM |  |  |  |  |  |  |  |  |  |  |  |  |  |
|---------------|-----------|-----------|-----------|-----------|-----------|-----------|-----------|-----------|-----------|------------|------------|------------|-------|--------------------|--|--|--|--|--|--|--|--|--|--|--|--|--|
| PERIOD        | 1<br>SBRT | 2<br>SBTH | 3<br>SBLT | 4<br>WBRT | 5<br>WBTH | 6<br>WBLT | 7<br>NBRT | 8<br>NBTH | 9<br>NBLT | 10<br>EBRT | 11<br>EBTH | 12<br>EBLT | TOTAL |                    |  |  |  |  |  |  |  |  |  |  |  |  |  |
| 700-715       | 39        | 132       | 5         | 3         | 145       | 10        | 8         | 111       | 9         | 8          | 66         | 18         | 554   |                    |  |  |  |  |  |  |  |  |  |  |  |  |  |
| 715-730       | 46        | 188       | 2         | 0         | 197       | 15        | 2         | 131       | 6         | 14         | 58         | 16         | 675   |                    |  |  |  |  |  |  |  |  |  |  |  |  |  |
| 730-745       | 46        | 222       | 9         | 2         | 233       | 18        | 3         | 150       | 11        | 19         | 81         | 20         | 814   |                    |  |  |  |  |  |  |  |  |  |  |  |  |  |
| 745-800       | 67        | 262       | 9         | 7         | 253       | 22        | 10        | 182       | 19        | 28         | 100        | 26         | 985   |                    |  |  |  |  |  |  |  |  |  |  |  |  |  |
| 800-815       | 66        | 242       | 18        | 2         | 306       | 24        | 14        | 213       | 27        | 22         | 121        | 26         | 1081  |                    |  |  |  |  |  |  |  |  |  |  |  |  |  |
| 815-830       | 47        | 257       | 10        | 4         | 365       | 20        | 4         | 196       | 24        | 32         | 158        | 32         | 1149  |                    |  |  |  |  |  |  |  |  |  |  |  |  |  |
| 830-845       | 64        | 298       | 12        | 3         | 321       | 29        | 5         | 193       | 21        | 34         | 131        | 39         | 1150  |                    |  |  |  |  |  |  |  |  |  |  |  |  |  |
| 845-900       | 35        | 247       | 15        | 1         | 242       | 18        | 17        | 216       | 17        | 36         | 177        | 28         | 1049  |                    |  |  |  |  |  |  |  |  |  |  |  |  |  |
| HOUR TOTALS   |           |           |           |           |           |           |           |           |           |            |            |            |       |                    |  |  |  |  |  |  |  |  |  |  |  |  |  |
| TIME          | 1<br>SBRT | 2<br>SBTH | 3<br>SBLT | 4<br>WBRT | 5<br>WBTH | 6<br>WBLT | 7<br>NBRT | 8<br>NBTH | 9<br>NBLT | 10<br>EBRT | 11<br>EBTH | 12<br>EBLT | TOTAL |                    |  |  |  |  |  |  |  |  |  |  |  |  |  |
| 700-800       | 198       | 804       | 25        | 12        | 828       | 65        | 23        | 574       | 45        | 69         | 305        | 80         | 3028  |                    |  |  |  |  |  |  |  |  |  |  |  |  |  |
| 715-815       | 225       | 914       | 38        | 11        | 989       | 79        | 29        | 676       | 63        | 83         | 360        | 88         | 3555  |                    |  |  |  |  |  |  |  |  |  |  |  |  |  |
| 730-830       | 226       | 983       | 46        | 15        | 1157      | 84        | 31        | 741       | 81        | 101        | 460        | 104        | 4029  |                    |  |  |  |  |  |  |  |  |  |  |  |  |  |
| 745-845       | 244       | 1059      | 49        | 16        | 1245      | 95        | 33        | 784       | 91        | 116        | 510        | 123        | 4365  |                    |  |  |  |  |  |  |  |  |  |  |  |  |  |
| 800-900       | 212       | 1044      | 55        | 10        | 1234      | 91        | 40        | 818       | 89        | 124        | 587        | 125        | 4429  |                    |  |  |  |  |  |  |  |  |  |  |  |  |  |



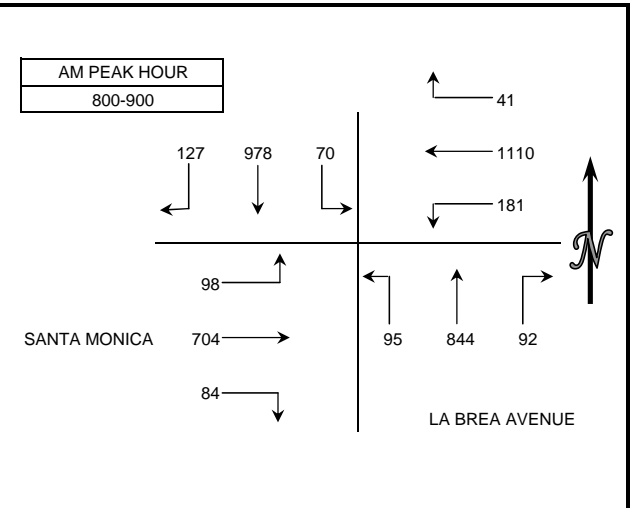
| 15 MIN COUNTS |           |           |           |           |           |           |           |           |           |            |            |            |       | 4:00 PM TO 6:00 PM |  |  |  |  |  |  |  |  |  |  |  |  |  |
|---------------|-----------|-----------|-----------|-----------|-----------|-----------|-----------|-----------|-----------|------------|------------|------------|-------|--------------------|--|--|--|--|--|--|--|--|--|--|--|--|--|
| PERIOD        | 1<br>SBRT | 2<br>SBTH | 3<br>SBLT | 4<br>WBRT | 5<br>WBTH | 6<br>WBLT | 7<br>NBRT | 8<br>NBTH | 9<br>NBLT | 10<br>EBRT | 11<br>EBTH | 12<br>EBLT | TOTAL |                    |  |  |  |  |  |  |  |  |  |  |  |  |  |
| 400-415       | 25        | 239       | 24        | 4         | 216       | 32        | 20        | 235       | 39        | 35         | 224        | 40         | 1133  |                    |  |  |  |  |  |  |  |  |  |  |  |  |  |
| 415-430       | 31        | 203       | 18        | 2         | 198       | 27        | 16        | 208       | 29        | 37         | 205        | 28         | 1002  |                    |  |  |  |  |  |  |  |  |  |  |  |  |  |
| 430-445       | 47        | 216       | 19        | 19        | 210       | 27        | 13        | 267       | 29        | 38         | 215        | 46         | 1146  |                    |  |  |  |  |  |  |  |  |  |  |  |  |  |
| 445-500       | 34        | 196       | 22        | 8         | 245       | 31        | 22        | 238       | 32        | 27         | 196        | 34         | 1085  |                    |  |  |  |  |  |  |  |  |  |  |  |  |  |
| 500-515       | 44        | 233       | 25        | 12        | 218       | 30        | 24        | 250       | 30        | 25         | 204        | 39         | 1134  |                    |  |  |  |  |  |  |  |  |  |  |  |  |  |
| 515-530       | 67        | 228       | 14        | 18        | 250       | 29        | 20        | 294       | 34        | 40         | 229        | 44         | 1267  |                    |  |  |  |  |  |  |  |  |  |  |  |  |  |
| 530-545       | 32        | 248       | 13        | 10        | 268       | 35        | 13        | 285       | 31        | 29         | 206        | 37         | 1207  |                    |  |  |  |  |  |  |  |  |  |  |  |  |  |
| 545-600       | 42        | 198       | 15        | 10        | 267       | 35        | 24        | 227       | 35        | 19         | 175        | 28         | 1075  |                    |  |  |  |  |  |  |  |  |  |  |  |  |  |
| HOUR TOTALS   |           |           |           |           |           |           |           |           |           |            |            |            |       |                    |  |  |  |  |  |  |  |  |  |  |  |  |  |
| TIME          | 1<br>SBRT | 2<br>SBTH | 3<br>SBLT | 4<br>WBRT | 5<br>WBTH | 6<br>WBLT | 7<br>NBRT | 8<br>NBTH | 9<br>NBLT | 10<br>EBRT | 11<br>EBTH | 12<br>EBLT | TOTAL |                    |  |  |  |  |  |  |  |  |  |  |  |  |  |
| 400-500       | 137       | 854       | 83        | 33        | 869       | 117       | 71        | 948       | 129       | 137        | 840        | 148        | 4366  |                    |  |  |  |  |  |  |  |  |  |  |  |  |  |
| 415-515       | 156       | 848       | 84        | 41        | 871       | 115       | 75        | 963       | 120       | 127        | 820        | 147        | 4367  |                    |  |  |  |  |  |  |  |  |  |  |  |  |  |
| 430-530       | 192       | 873       | 80        | 57        | 923       | 117       | 79        | 1049      | 125       | 130        | 844        | 163        | 4632  |                    |  |  |  |  |  |  |  |  |  |  |  |  |  |
| 445-545       | 177       | 905       | 74        | 48        | 981       | 125       | 79        | 1067      | 127       | 121        | 835        | 154        | 4693  |                    |  |  |  |  |  |  |  |  |  |  |  |  |  |
| 500-600       | 185       | 907       | 67        | 50        | 1003      | 129       | 81        | 1056      | 130       | 113        | 814        | 148        | 4683  |                    |  |  |  |  |  |  |  |  |  |  |  |  |  |



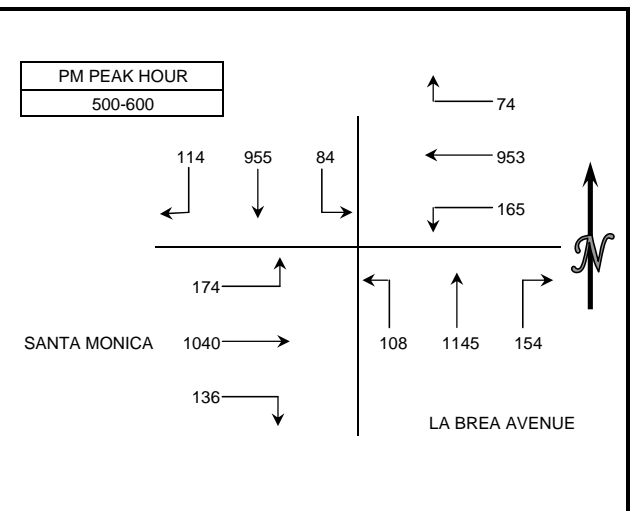
## INTERSECTION TURNING MOVEMENT COUNT SUMMARY

CLIENT: FEHR AND PEERS  
 PROJECT: WESTSIDE EXTENSION TRANSIT CORRIDOR COUNT PROGRAM  
 DATE: TUESDAY APRIL 28, 2009  
 PERIODS: 7:00 AM TO 9:00 AM AND 4:00 PM TO 6:00 PM  
 INTERSECTION: N/S LA BREA AVENUE  
 E/W SANTA MONICA BOULEVARD  
 CITY: HOLLYWOOD

| 15 MIN COUNTS |           |           |           |           |           |           |           |           |           |            |            |            |       | 7:00 AM TO 9:00 AM |  |  |  |  |  |  |  |  |  |  |  |  |  |
|---------------|-----------|-----------|-----------|-----------|-----------|-----------|-----------|-----------|-----------|------------|------------|------------|-------|--------------------|--|--|--|--|--|--|--|--|--|--|--|--|--|
| PERIOD        | 1<br>SBRT | 2<br>SBTH | 3<br>SBLT | 4<br>WBRT | 5<br>WBTH | 6<br>WBLT | 7<br>NBRT | 8<br>NBTH | 9<br>NBLT | 10<br>EBRT | 11<br>EBTH | 12<br>EBLT | TOTAL |                    |  |  |  |  |  |  |  |  |  |  |  |  |  |
| 700-715       | 13        | 149       | 17        | 7         | 209       | 29        | 15        | 118       | 15        | 8          | 110        | 16         | 706   |                    |  |  |  |  |  |  |  |  |  |  |  |  |  |
| 715-730       | 22        | 192       | 10        | 6         | 261       | 26        | 19        | 141       | 16        | 15         | 100        | 13         | 821   |                    |  |  |  |  |  |  |  |  |  |  |  |  |  |
| 730-745       | 33        | 242       | 17        | 9         | 296       | 43        | 18        | 177       | 16        | 22         | 159        | 21         | 1053  |                    |  |  |  |  |  |  |  |  |  |  |  |  |  |
| 745-800       | 24        | 263       | 17        | 5         | 244       | 38        | 24        | 199       | 20        | 11         | 144        | 18         | 1007  |                    |  |  |  |  |  |  |  |  |  |  |  |  |  |
| 800-815       | 29        | 240       | 18        | 14        | 326       | 44        | 25        | 199       | 19        | 24         | 159        | 20         | 1117  |                    |  |  |  |  |  |  |  |  |  |  |  |  |  |
| 815-830       | 33        | 255       | 16        | 8         | 251       | 47        | 19        | 221       | 30        | 17         | 186        | 21         | 1104  |                    |  |  |  |  |  |  |  |  |  |  |  |  |  |
| 830-845       | 32        | 240       | 22        | 8         | 270       | 50        | 21        | 234       | 23        | 18         | 204        | 28         | 1150  |                    |  |  |  |  |  |  |  |  |  |  |  |  |  |
| 845-900       | 33        | 243       | 14        | 11        | 263       | 40        | 27        | 190       | 23        | 25         | 155        | 29         | 1053  |                    |  |  |  |  |  |  |  |  |  |  |  |  |  |
| HOUR TOTALS   |           |           |           |           |           |           |           |           |           |            |            |            |       |                    |  |  |  |  |  |  |  |  |  |  |  |  |  |
| TIME          | 1<br>SBRT | 2<br>SBTH | 3<br>SBLT | 4<br>WBRT | 5<br>WBTH | 6<br>WBLT | 7<br>NBRT | 8<br>NBTH | 9<br>NBLT | 10<br>EBRT | 11<br>EBTH | 12<br>EBLT | TOTAL |                    |  |  |  |  |  |  |  |  |  |  |  |  |  |
| 700-800       | 92        | 846       | 61        | 27        | 1010      | 136       | 76        | 635       | 67        | 56         | 513        | 68         | 3587  |                    |  |  |  |  |  |  |  |  |  |  |  |  |  |
| 715-815       | 108       | 937       | 62        | 34        | 1127      | 151       | 86        | 716       | 71        | 72         | 562        | 72         | 3998  |                    |  |  |  |  |  |  |  |  |  |  |  |  |  |
| 730-830       | 119       | 1000      | 68        | 36        | 1117      | 172       | 86        | 796       | 85        | 74         | 648        | 80         | 4281  |                    |  |  |  |  |  |  |  |  |  |  |  |  |  |
| 745-845       | 118       | 998       | 73        | 35        | 1091      | 179       | 89        | 853       | 92        | 70         | 693        | 87         | 4378  |                    |  |  |  |  |  |  |  |  |  |  |  |  |  |
| 800-900       | 127       | 978       | 70        | 41        | 1110      | 181       | 92        | 844       | 95        | 84         | 704        | 98         | 4424  |                    |  |  |  |  |  |  |  |  |  |  |  |  |  |



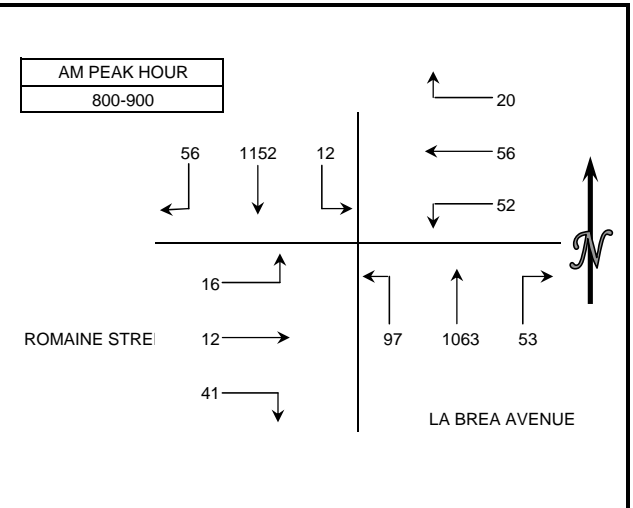
| 15 MIN COUNTS |           |           |           |           |           |           |           |           |           |            |            |            |       | 4:00 PM TO 6:00 PM |  |  |  |  |  |  |  |  |  |  |  |  |  |
|---------------|-----------|-----------|-----------|-----------|-----------|-----------|-----------|-----------|-----------|------------|------------|------------|-------|--------------------|--|--|--|--|--|--|--|--|--|--|--|--|--|
| PERIOD        | 1<br>SBRT | 2<br>SBTH | 3<br>SBLT | 4<br>WBRT | 5<br>WBTH | 6<br>WBLT | 7<br>NBRT | 8<br>NBTH | 9<br>NBLT | 10<br>EBRT | 11<br>EBTH | 12<br>EBLT | TOTAL |                    |  |  |  |  |  |  |  |  |  |  |  |  |  |
| 400-415       | 30        | 225       | 29        | 17        | 211       | 42        | 49        | 248       | 32        | 32         | 233        | 42         | 1190  |                    |  |  |  |  |  |  |  |  |  |  |  |  |  |
| 415-430       | 23        | 232       | 20        | 12        | 209       | 41        | 44        | 257       | 38        | 27         | 254        | 48         | 1205  |                    |  |  |  |  |  |  |  |  |  |  |  |  |  |
| 430-445       | 22        | 259       | 16        | 20        | 227       | 41        | 36        | 285       | 34        | 34         | 279        | 46         | 1299  |                    |  |  |  |  |  |  |  |  |  |  |  |  |  |
| 445-500       | 26        | 220       | 19        | 21        | 202       | 38        | 42        | 267       | 33        | 32         | 250        | 32         | 1182  |                    |  |  |  |  |  |  |  |  |  |  |  |  |  |
| 500-515       | 29        | 254       | 24        | 20        | 265       | 42        | 43        | 292       | 29        | 38         | 268        | 42         | 1346  |                    |  |  |  |  |  |  |  |  |  |  |  |  |  |
| 515-530       | 26        | 217       | 26        | 17        | 219       | 35        | 46        | 274       | 28        | 30         | 278        | 49         | 1245  |                    |  |  |  |  |  |  |  |  |  |  |  |  |  |
| 530-545       | 28        | 233       | 12        | 16        | 225       | 41        | 33        | 304       | 25        | 45         | 278        | 42         | 1282  |                    |  |  |  |  |  |  |  |  |  |  |  |  |  |
| 545-600       | 31        | 251       | 22        | 21        | 244       | 47        | 32        | 275       | 26        | 23         | 216        | 41         | 1229  |                    |  |  |  |  |  |  |  |  |  |  |  |  |  |
| HOUR TOTALS   |           |           |           |           |           |           |           |           |           |            |            |            |       |                    |  |  |  |  |  |  |  |  |  |  |  |  |  |
| TIME          | 1<br>SBRT | 2<br>SBTH | 3<br>SBLT | 4<br>WBRT | 5<br>WBTH | 6<br>WBLT | 7<br>NBRT | 8<br>NBTH | 9<br>NBLT | 10<br>EBRT | 11<br>EBTH | 12<br>EBLT | TOTAL |                    |  |  |  |  |  |  |  |  |  |  |  |  |  |
| 400-500       | 101       | 936       | 84        | 70        | 849       | 162       | 171       | 1057      | 137       | 125        | 1016       | 168        | 4876  |                    |  |  |  |  |  |  |  |  |  |  |  |  |  |
| 415-515       | 100       | 965       | 79        | 73        | 903       | 162       | 165       | 1101      | 134       | 131        | 1051       | 168        | 5032  |                    |  |  |  |  |  |  |  |  |  |  |  |  |  |
| 430-530       | 103       | 950       | 85        | 78        | 913       | 156       | 167       | 1118      | 124       | 134        | 1075       | 169        | 5072  |                    |  |  |  |  |  |  |  |  |  |  |  |  |  |
| 445-545       | 109       | 924       | 81        | 74        | 911       | 156       | 164       | 1137      | 115       | 145        | 1074       | 165        | 5055  |                    |  |  |  |  |  |  |  |  |  |  |  |  |  |
| 500-600       | 114       | 955       | 84        | 74        | 953       | 165       | 154       | 1145      | 108       | 136        | 1040       | 174        | 5102  |                    |  |  |  |  |  |  |  |  |  |  |  |  |  |



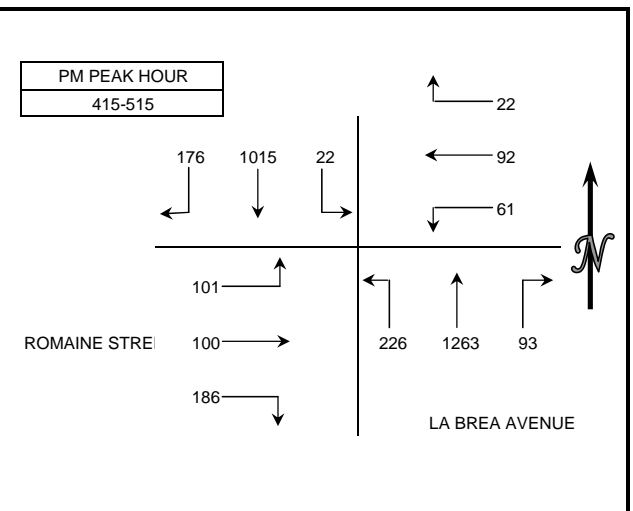
## INTERSECTION TURNING MOVEMENT COUNT SUMMARY

CLIENT: FEHR AND PEERS  
 PROJECT: WESTSIDE EXTENSION TRANSIT CORRIDOR COUNT PROGRAM  
 DATE: THURSDAY APRIL 30, 2009  
 PERIODS: 7:00 AM TO 9:00 AM AND 4:00 PM TO 6:00 PM  
 INTERSECTION: N/S LA BREA AVENUE  
 E/W ROMAINE STREET  
 CITY: HOLLYWOOD

| 15 MIN COUNTS |           |           |           |           |           |           |           |           |           |            |            |            |       | 7:00 AM TO 9:00 AM |  |  |  |  |  |  |  |  |  |  |  |  |  |
|---------------|-----------|-----------|-----------|-----------|-----------|-----------|-----------|-----------|-----------|------------|------------|------------|-------|--------------------|--|--|--|--|--|--|--|--|--|--|--|--|--|
| PERIOD        | 1<br>SBRT | 2<br>SBTH | 3<br>SBLT | 4<br>WBRT | 5<br>WBTH | 6<br>WBLT | 7<br>NBRT | 8<br>NBTH | 9<br>NBLT | 10<br>EBRT | 11<br>EBTH | 12<br>EBLT | TOTAL |                    |  |  |  |  |  |  |  |  |  |  |  |  |  |
| 700-715       | 6         | 204       | 2         | 5         | 4         | 4         | 3         | 153       | 5         | 4          | 0          | 3          | 393   |                    |  |  |  |  |  |  |  |  |  |  |  |  |  |
| 715-730       | 3         | 246       | 3         | 6         | 1         | 5         | 6         | 188       | 11        | 13         | 1          | 1          | 484   |                    |  |  |  |  |  |  |  |  |  |  |  |  |  |
| 730-745       | 5         | 269       | 2         | 1         | 6         | 8         | 11        | 219       | 9         | 12         | 1          | 0          | 543   |                    |  |  |  |  |  |  |  |  |  |  |  |  |  |
| 745-800       | 18        | 311       | 5         | 5         | 7         | 11        | 12        | 258       | 10        | 8          | 4          | 3          | 652   |                    |  |  |  |  |  |  |  |  |  |  |  |  |  |
| 800-815       | 12        | 299       | 1         | 4         | 10        | 12        | 7         | 270       | 24        | 10         | 2          | 1          | 652   |                    |  |  |  |  |  |  |  |  |  |  |  |  |  |
| 815-830       | 13        | 272       | 7         | 2         | 13        | 10        | 8         | 253       | 24        | 10         | 3          | 4          | 619   |                    |  |  |  |  |  |  |  |  |  |  |  |  |  |
| 830-845       | 11        | 296       | 3         | 7         | 15        | 19        | 17        | 278       | 26        | 7          | 4          | 9          | 692   |                    |  |  |  |  |  |  |  |  |  |  |  |  |  |
| 845-900       | 20        | 285       | 1         | 7         | 18        | 11        | 21        | 262       | 23        | 14         | 3          | 2          | 667   |                    |  |  |  |  |  |  |  |  |  |  |  |  |  |
| HOUR TOTALS   |           |           |           |           |           |           |           |           |           |            |            |            |       |                    |  |  |  |  |  |  |  |  |  |  |  |  |  |
| TIME          | 1<br>SBRT | 2<br>SBTH | 3<br>SBLT | 4<br>WBRT | 5<br>WBTH | 6<br>WBLT | 7<br>NBRT | 8<br>NBTH | 9<br>NBLT | 10<br>EBRT | 11<br>EBTH | 12<br>EBLT | TOTAL |                    |  |  |  |  |  |  |  |  |  |  |  |  |  |
| 700-800       | 32        | 1030      | 12        | 17        | 18        | 28        | 32        | 818       | 35        | 37         | 6          | 7          | 2072  |                    |  |  |  |  |  |  |  |  |  |  |  |  |  |
| 715-815       | 38        | 1125      | 11        | 16        | 24        | 36        | 36        | 935       | 54        | 43         | 8          | 5          | 2331  |                    |  |  |  |  |  |  |  |  |  |  |  |  |  |
| 730-830       | 48        | 1151      | 15        | 12        | 36        | 41        | 38        | 1000      | 67        | 40         | 10         | 8          | 2466  |                    |  |  |  |  |  |  |  |  |  |  |  |  |  |
| 745-845       | 54        | 1178      | 16        | 18        | 45        | 52        | 44        | 1059      | 84        | 35         | 13         | 17         | 2615  |                    |  |  |  |  |  |  |  |  |  |  |  |  |  |
| 800-900       | 56        | 1152      | 12        | 20        | 56        | 52        | 53        | 1063      | 97        | 41         | 12         | 16         | 2630  |                    |  |  |  |  |  |  |  |  |  |  |  |  |  |



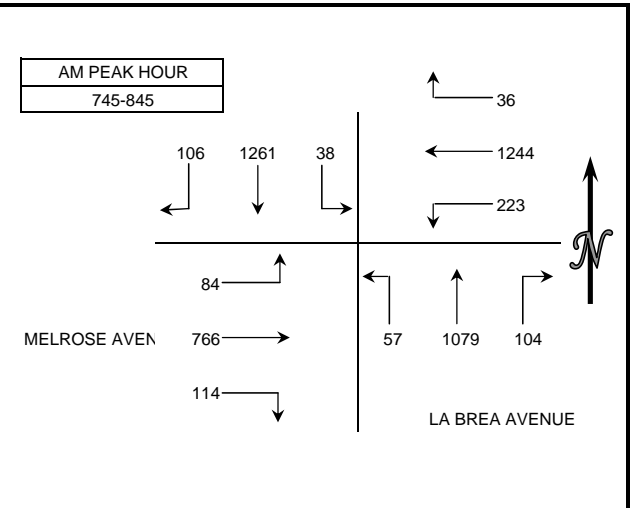
| 15 MIN COUNTS |           |           |           |           |           |           |           |           |           |            |            |            |       | 4:00 PM TO 6:00 PM |  |  |  |  |  |  |  |  |  |  |  |  |  |
|---------------|-----------|-----------|-----------|-----------|-----------|-----------|-----------|-----------|-----------|------------|------------|------------|-------|--------------------|--|--|--|--|--|--|--|--|--|--|--|--|--|
| PERIOD        | 1<br>SBRT | 2<br>SBTH | 3<br>SBLT | 4<br>WBRT | 5<br>WBTH | 6<br>WBLT | 7<br>NBRT | 8<br>NBTH | 9<br>NBLT | 10<br>EBRT | 11<br>EBTH | 12<br>EBLT | TOTAL |                    |  |  |  |  |  |  |  |  |  |  |  |  |  |
| 400-415       | 46        | 255       | 8         | 12        | 18        | 10        | 9         | 315       | 58        | 29         | 13         | 25         | 798   |                    |  |  |  |  |  |  |  |  |  |  |  |  |  |
| 415-430       | 43        | 268       | 7         | 10        | 21        | 20        | 14        | 289       | 58        | 28         | 22         | 21         | 801   |                    |  |  |  |  |  |  |  |  |  |  |  |  |  |
| 430-445       | 44        | 270       | 3         | 2         | 18        | 12        | 26        | 309       | 55        | 53         | 28         | 26         | 846   |                    |  |  |  |  |  |  |  |  |  |  |  |  |  |
| 445-500       | 40        | 241       | 8         | 4         | 23        | 16        | 20        | 319       | 45        | 51         | 27         | 30         | 824   |                    |  |  |  |  |  |  |  |  |  |  |  |  |  |
| 500-515       | 49        | 236       | 4         | 6         | 30        | 13        | 33        | 346       | 68        | 54         | 23         | 24         | 886   |                    |  |  |  |  |  |  |  |  |  |  |  |  |  |
| 515-530       | 34        | 277       | 5         | 6         | 13        | 15        | 35        | 299       | 40        | 32         | 14         | 15         | 785   |                    |  |  |  |  |  |  |  |  |  |  |  |  |  |
| 530-545       | 46        | 251       | 7         | 8         | 18        | 13        | 26        | 322       | 57        | 34         | 30         | 19         | 831   |                    |  |  |  |  |  |  |  |  |  |  |  |  |  |
| 545-600       | 41        | 223       | 4         | 7         | 16        | 13        | 9         | 301       | 41        | 22         | 15         | 23         | 715   |                    |  |  |  |  |  |  |  |  |  |  |  |  |  |
| HOUR TOTALS   |           |           |           |           |           |           |           |           |           |            |            |            |       |                    |  |  |  |  |  |  |  |  |  |  |  |  |  |
| TIME          | 1<br>SBRT | 2<br>SBTH | 3<br>SBLT | 4<br>WBRT | 5<br>WBTH | 6<br>WBLT | 7<br>NBRT | 8<br>NBTH | 9<br>NBLT | 10<br>EBRT | 11<br>EBTH | 12<br>EBLT | TOTAL |                    |  |  |  |  |  |  |  |  |  |  |  |  |  |
| 400-500       | 173       | 1034      | 26        | 28        | 80        | 58        | 69        | 1232      | 216       | 161        | 90         | 102        | 3269  |                    |  |  |  |  |  |  |  |  |  |  |  |  |  |
| 415-515       | 176       | 1015      | 22        | 22        | 92        | 61        | 93        | 1263      | 226       | 186        | 100        | 101        | 3357  |                    |  |  |  |  |  |  |  |  |  |  |  |  |  |
| 430-530       | 167       | 1024      | 20        | 18        | 84        | 56        | 114       | 1273      | 208       | 190        | 92         | 95         | 3341  |                    |  |  |  |  |  |  |  |  |  |  |  |  |  |
| 445-545       | 169       | 1005      | 24        | 24        | 84        | 57        | 114       | 1286      | 210       | 171        | 94         | 88         | 3326  |                    |  |  |  |  |  |  |  |  |  |  |  |  |  |
| 500-600       | 170       | 987       | 20        | 27        | 77        | 54        | 103       | 1268      | 206       | 142        | 82         | 81         | 3217  |                    |  |  |  |  |  |  |  |  |  |  |  |  |  |



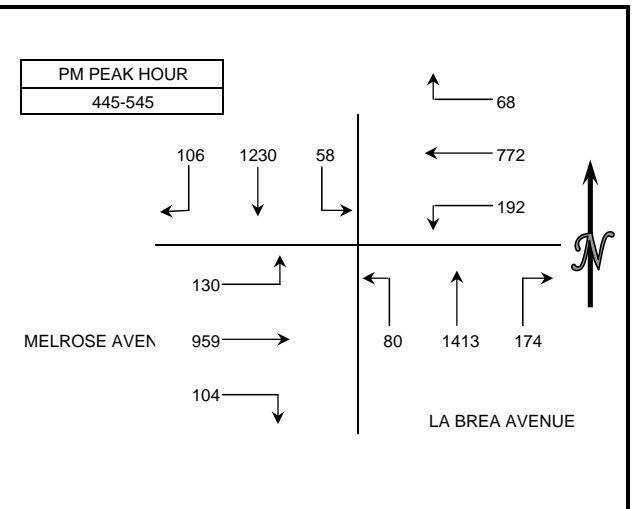
## INTERSECTION TURNING MOVEMENT COUNT SUMMARY

CLIENT: FEHR AND PEERS  
 PROJECT: WESTSIDE EXTENSION TRANSIT CORRIDOR COUNT PROGRAM  
 DATE: TUESDAY MAY 19, 2009  
 PERIODS: 7:00 AM TO 9:00 AM AND 4:00 PM TO 6:00 PM  
 INTERSECTION: N/S LA BREA AVENUE  
 E/W MELROSE AVENUE  
 CITY: HOLLYWOOD

| 15 MIN COUNTS |           |           |           |           |           |           |           |           |           |            |            |            |       | 7:00 AM TO 9:00 AM |  |  |  |  |  |  |  |  |  |  |  |  |  |
|---------------|-----------|-----------|-----------|-----------|-----------|-----------|-----------|-----------|-----------|------------|------------|------------|-------|--------------------|--|--|--|--|--|--|--|--|--|--|--|--|--|
| PERIOD        | 1<br>SBRT | 2<br>SBTH | 3<br>SBLT | 4<br>WBRT | 5<br>WBTH | 6<br>WBLT | 7<br>NBRT | 8<br>NBTH | 9<br>NBLT | 10<br>EBRT | 11<br>EBTH | 12<br>EBLT | TOTAL |                    |  |  |  |  |  |  |  |  |  |  |  |  |  |
| 700-715       | 21        | 225       | 12        | 17        | 187       | 49        | 20        | 155       | 38        | 20         | 76         | 9          | 829   |                    |  |  |  |  |  |  |  |  |  |  |  |  |  |
| 715-730       | 19        | 256       | 9         | 6         | 274       | 41        | 12        | 197       | 25        | 21         | 119        | 13         | 992   |                    |  |  |  |  |  |  |  |  |  |  |  |  |  |
| 730-745       | 34        | 305       | 7         | 5         | 303       | 49        | 21        | 233       | 22        | 40         | 170        | 16         | 1205  |                    |  |  |  |  |  |  |  |  |  |  |  |  |  |
| 745-800       | 38        | 299       | 12        | 8         | 341       | 36        | 28        | 295       | 12        | 52         | 220        | 18         | 1359  |                    |  |  |  |  |  |  |  |  |  |  |  |  |  |
| 800-815       | 22        | 284       | 12        | 9         | 305       | 61        | 24        | 234       | 15        | 33         | 200        | 17         | 1216  |                    |  |  |  |  |  |  |  |  |  |  |  |  |  |
| 815-830       | 10        | 325       | 6         | 9         | 295       | 74        | 26        | 259       | 16        | 16         | 177        | 30         | 1243  |                    |  |  |  |  |  |  |  |  |  |  |  |  |  |
| 830-845       | 36        | 353       | 8         | 10        | 303       | 52        | 26        | 291       | 14        | 13         | 169        | 19         | 1294  |                    |  |  |  |  |  |  |  |  |  |  |  |  |  |
| 845-900       | 18        | 312       | 8         | 12        | 309       | 47        | 31        | 307       | 10        | 21         | 208        | 24         | 1307  |                    |  |  |  |  |  |  |  |  |  |  |  |  |  |
| HOUR TOTALS   |           |           |           |           |           |           |           |           |           |            |            |            |       |                    |  |  |  |  |  |  |  |  |  |  |  |  |  |
| TIME          | 1<br>SBRT | 2<br>SBTH | 3<br>SBLT | 4<br>WBRT | 5<br>WBTH | 6<br>WBLT | 7<br>NBRT | 8<br>NBTH | 9<br>NBLT | 10<br>EBRT | 11<br>EBTH | 12<br>EBLT | TOTAL |                    |  |  |  |  |  |  |  |  |  |  |  |  |  |
| 700-800       | 112       | 1085      | 40        | 36        | 1105      | 175       | 81        | 880       | 97        | 133        | 585        | 56         | 4385  |                    |  |  |  |  |  |  |  |  |  |  |  |  |  |
| 715-815       | 113       | 1144      | 40        | 28        | 1223      | 187       | 85        | 959       | 74        | 146        | 709        | 64         | 4772  |                    |  |  |  |  |  |  |  |  |  |  |  |  |  |
| 730-830       | 104       | 1213      | 37        | 31        | 1244      | 220       | 99        | 1021      | 65        | 141        | 767        | 81         | 5023  |                    |  |  |  |  |  |  |  |  |  |  |  |  |  |
| 745-845       | 106       | 1261      | 38        | 36        | 1244      | 223       | 104       | 1079      | 57        | 114        | 766        | 84         | 5112  |                    |  |  |  |  |  |  |  |  |  |  |  |  |  |
| 800-900       | 86        | 1274      | 34        | 40        | 1212      | 234       | 107       | 1091      | 55        | 83         | 754        | 90         | 5060  |                    |  |  |  |  |  |  |  |  |  |  |  |  |  |



| 15 MIN COUNTS |           |           |           |           |           |           |           |           |           |            |            |            |       | 4:00 PM TO 6:00 PM |  |  |  |  |  |  |  |  |  |  |  |  |  |
|---------------|-----------|-----------|-----------|-----------|-----------|-----------|-----------|-----------|-----------|------------|------------|------------|-------|--------------------|--|--|--|--|--|--|--|--|--|--|--|--|--|
| PERIOD        | 1<br>SBRT | 2<br>SBTH | 3<br>SBLT | 4<br>WBRT | 5<br>WBTH | 6<br>WBLT | 7<br>NBRT | 8<br>NBTH | 9<br>NBLT | 10<br>EBRT | 11<br>EBTH | 12<br>EBLT | TOTAL |                    |  |  |  |  |  |  |  |  |  |  |  |  |  |
| 400-415       | 33        | 275       | 14        | 23        | 200       | 46        | 33        | 318       | 20        | 31         | 225        | 30         | 1248  |                    |  |  |  |  |  |  |  |  |  |  |  |  |  |
| 415-430       | 22        | 278       | 18        | 13        | 175       | 43        | 29        | 298       | 22        | 23         | 258        | 40         | 1219  |                    |  |  |  |  |  |  |  |  |  |  |  |  |  |
| 430-445       | 29        | 281       | 20        | 17        | 182       | 37        | 37        | 320       | 23        | 28         | 210        | 26         | 1210  |                    |  |  |  |  |  |  |  |  |  |  |  |  |  |
| 445-500       | 27        | 330       | 21        | 23        | 222       | 48        | 45        | 359       | 14        | 24         | 251        | 35         | 1399  |                    |  |  |  |  |  |  |  |  |  |  |  |  |  |
| 500-515       | 24        | 307       | 7         | 13        | 194       | 42        | 49        | 325       | 24        | 20         | 200        | 30         | 1235  |                    |  |  |  |  |  |  |  |  |  |  |  |  |  |
| 515-530       | 32        | 301       | 11        | 21        | 182       | 56        | 44        | 361       | 23        | 33         | 247        | 29         | 1340  |                    |  |  |  |  |  |  |  |  |  |  |  |  |  |
| 530-545       | 23        | 292       | 19        | 11        | 174       | 46        | 36        | 368       | 19        | 27         | 261        | 36         | 1312  |                    |  |  |  |  |  |  |  |  |  |  |  |  |  |
| 545-600       | 32        | 304       | 19        | 22        | 213       | 64        | 29        | 363       | 18        | 17         | 227        | 30         | 1338  |                    |  |  |  |  |  |  |  |  |  |  |  |  |  |
| HOUR TOTALS   |           |           |           |           |           |           |           |           |           |            |            |            |       |                    |  |  |  |  |  |  |  |  |  |  |  |  |  |
| TIME          | 1<br>SBRT | 2<br>SBTH | 3<br>SBLT | 4<br>WBRT | 5<br>WBTH | 6<br>WBLT | 7<br>NBRT | 8<br>NBTH | 9<br>NBLT | 10<br>EBRT | 11<br>EBTH | 12<br>EBLT | TOTAL |                    |  |  |  |  |  |  |  |  |  |  |  |  |  |
| 400-500       | 111       | 1164      | 73        | 76        | 779       | 174       | 144       | 1295      | 79        | 106        | 944        | 131        | 5076  |                    |  |  |  |  |  |  |  |  |  |  |  |  |  |
| 415-515       | 102       | 1196      | 66        | 66        | 773       | 170       | 160       | 1302      | 83        | 95         | 919        | 131        | 5063  |                    |  |  |  |  |  |  |  |  |  |  |  |  |  |
| 430-530       | 112       | 1219      | 59        | 74        | 780       | 183       | 175       | 1365      | 84        | 105        | 908        | 120        | 5184  |                    |  |  |  |  |  |  |  |  |  |  |  |  |  |
| 445-545       | 106       | 1230      | 58        | 68        | 772       | 192       | 174       | 1413      | 80        | 104        | 959        | 130        | 5286  |                    |  |  |  |  |  |  |  |  |  |  |  |  |  |
| 500-600       | 111       | 1204      | 56        | 67        | 763       | 208       | 158       | 1417      | 84        | 97         | 935        | 125        | 5225  |                    |  |  |  |  |  |  |  |  |  |  |  |  |  |

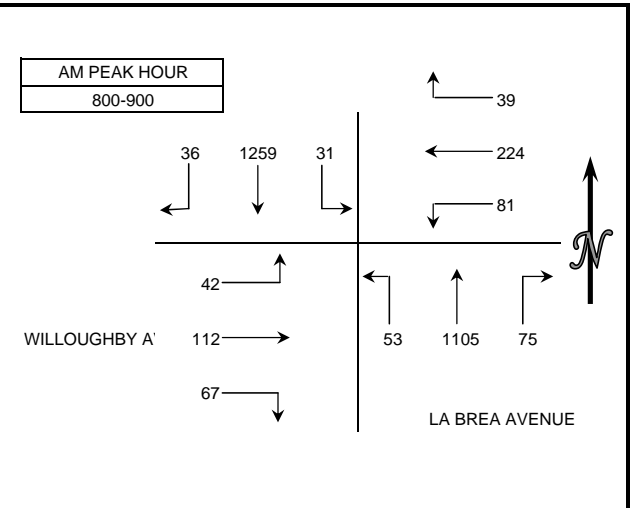




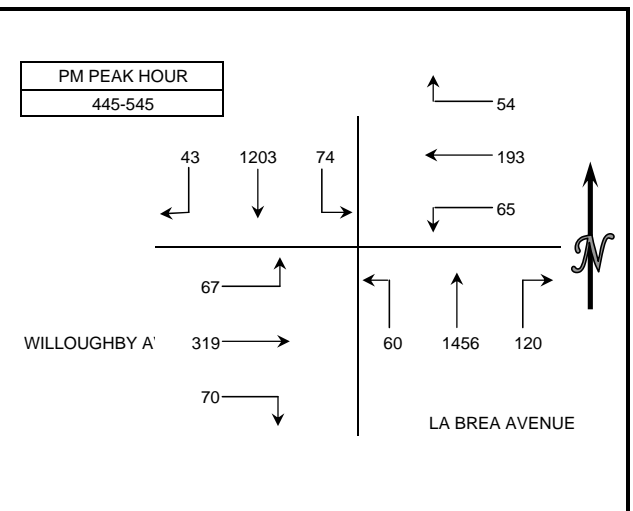
## INTERSECTION TURNING MOVEMENT COUNT SUMMARY

CLIENT: FEHR AND PEERS  
 PROJECT: WESTSIDE EXTENSION TRANSIT CORRIDOR COUNT PROGRAM  
 DATE: TUESDAY MAY 19, 2009  
 PERIODS: 7:00 AM TO 9:00 AM AND 4:00 PM TO 6:00 PM  
 INTERSECTION: N/S LA BREA AVENUE  
 E/W WILLOUGHBY AVENUE  
 CITY: HOLLYWOOD

| 15 MIN COUNTS |           |           |           |           |           |           |           |           |           |            |            |            | 7:00 AM TO 9:00 AM |
|---------------|-----------|-----------|-----------|-----------|-----------|-----------|-----------|-----------|-----------|------------|------------|------------|--------------------|
| PERIOD        | 1<br>SBRT | 2<br>SBTH | 3<br>SBLT | 4<br>WBRT | 5<br>WBTH | 6<br>WBLT | 7<br>NBRT | 8<br>NBTH | 9<br>NBLT | 10<br>EBRT | 11<br>EBTH | 12<br>EBLT | TOTAL              |
| 700-715       | 3         | 244       | 4         | 0         | 20        | 5         | 8         | 177       | 1         | 8          | 9          | 8          | 487                |
| 715-730       | 9         | 268       | 4         | 5         | 33        | 5         | 9         | 229       | 3         | 2          | 9          | 2          | 578                |
| 730-745       | 3         | 301       | 10        | 6         | 47        | 15        | 11        | 251       | 10        | 14         | 18         | 2          | 688                |
| 745-800       | 2         | 268       | 5         | 8         | 76        | 15        | 16        | 241       | 10        | 9          | 33         | 4          | 687                |
| 800-815       | 7         | 297       | 5         | 14        | 75        | 19        | 19        | 289       | 14        | 13         | 28         | 13         | 793                |
| 815-830       | 9         | 334       | 8         | 12        | 56        | 28        | 20        | 254       | 15        | 20         | 19         | 12         | 787                |
| 830-845       | 14        | 313       | 12        | 8         | 45        | 18        | 17        | 300       | 16        | 12         | 21         | 9          | 785                |
| 845-900       | 6         | 315       | 6         | 5         | 48        | 16        | 19        | 262       | 8         | 22         | 44         | 8          | 759                |
| HOURLY TOTALS |           |           |           |           |           |           |           |           |           |            |            |            |                    |
| TIME          | 1<br>SBRT | 2<br>SBTH | 3<br>SBLT | 4<br>WBRT | 5<br>WBTH | 6<br>WBLT | 7<br>NBRT | 8<br>NBTH | 9<br>NBLT | 10<br>EBRT | 11<br>EBTH | 12<br>EBLT | TOTAL              |
| 700-800       | 17        | 1081      | 23        | 19        | 176       | 40        | 44        | 898       | 24        | 33         | 69         | 16         | 2440               |
| 715-815       | 21        | 1134      | 24        | 33        | 231       | 54        | 55        | 1010      | 37        | 38         | 88         | 21         | 2746               |
| 730-830       | 21        | 1200      | 28        | 40        | 254       | 77        | 66        | 1035      | 49        | 56         | 98         | 31         | 2955               |
| 745-845       | 32        | 1212      | 30        | 42        | 252       | 80        | 72        | 1084      | 55        | 54         | 101        | 38         | 3052               |
| 800-900       | 36        | 1259      | 31        | 39        | 224       | 81        | 75        | 1105      | 53        | 67         | 112        | 42         | 3124               |



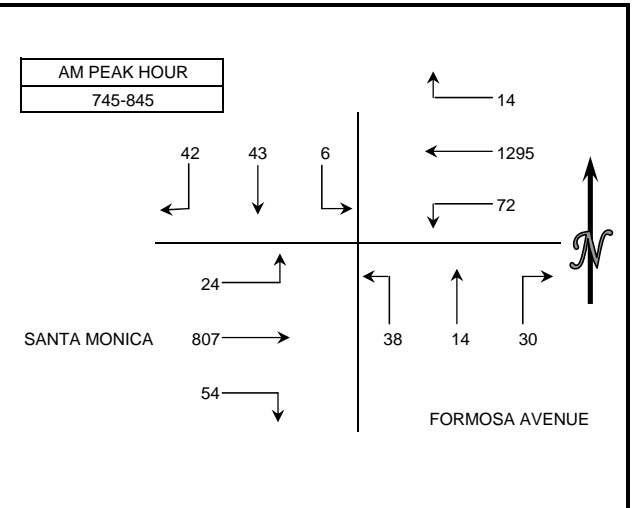
| 15 MIN COUNTS |           |           |           |           |           |           |           |           |           |            |            |            | 4:00 PM TO 6:00 PM |
|---------------|-----------|-----------|-----------|-----------|-----------|-----------|-----------|-----------|-----------|------------|------------|------------|--------------------|
| PERIOD        | 1<br>SBRT | 2<br>SBTH | 3<br>SBLT | 4<br>WBRT | 5<br>WBTH | 6<br>WBLT | 7<br>NBRT | 8<br>NBTH | 9<br>NBLT | 10<br>EBRT | 11<br>EBTH | 12<br>EBLT | TOTAL              |
| 400-415       | 10        | 290       | 22        | 16        | 43        | 15        | 22        | 308       | 23        | 25         | 70         | 21         | 865                |
| 415-430       | 11        | 285       | 17        | 22        | 41        | 16        | 26        | 350       | 15        | 24         | 56         | 16         | 879                |
| 430-445       | 9         | 280       | 19        | 16        | 50        | 15        | 26        | 327       | 13        | 17         | 66         | 18         | 856                |
| 445-500       | 17        | 295       | 22        | 13        | 54        | 16        | 33        | 330       | 19        | 19         | 58         | 24         | 900                |
| 500-515       | 12        | 307       | 14        | 11        | 46        | 18        | 29        | 366       | 11        | 21         | 90         | 12         | 937                |
| 515-530       | 6         | 299       | 17        | 20        | 53        | 20        | 39        | 401       | 19        | 18         | 77         | 11         | 980                |
| 530-545       | 8         | 302       | 21        | 10        | 40        | 11        | 19        | 359       | 11        | 12         | 94         | 20         | 907                |
| 545-600       | 6         | 282       | 18        | 19        | 51        | 21        | 35        | 321       | 11        | 14         | 83         | 20         | 881                |
| HOURLY TOTALS |           |           |           |           |           |           |           |           |           |            |            |            |                    |
| TIME          | 1<br>SBRT | 2<br>SBTH | 3<br>SBLT | 4<br>WBRT | 5<br>WBTH | 6<br>WBLT | 7<br>NBRT | 8<br>NBTH | 9<br>NBLT | 10<br>EBRT | 11<br>EBTH | 12<br>EBLT | TOTAL              |
| 400-500       | 47        | 1150      | 80        | 67        | 188       | 62        | 107       | 1315      | 70        | 85         | 250        | 79         | 3500               |
| 415-515       | 49        | 1167      | 72        | 62        | 191       | 65        | 114       | 1373      | 58        | 81         | 270        | 70         | 3572               |
| 430-530       | 44        | 1181      | 72        | 60        | 203       | 69        | 127       | 1424      | 62        | 75         | 291        | 65         | 3673               |
| 445-545       | 43        | 1203      | 74        | 54        | 193       | 65        | 120       | 1456      | 60        | 70         | 319        | 67         | 3724               |
| 500-600       | 32        | 1190      | 70        | 60        | 190       | 70        | 122       | 1447      | 52        | 65         | 344        | 63         | 3705               |



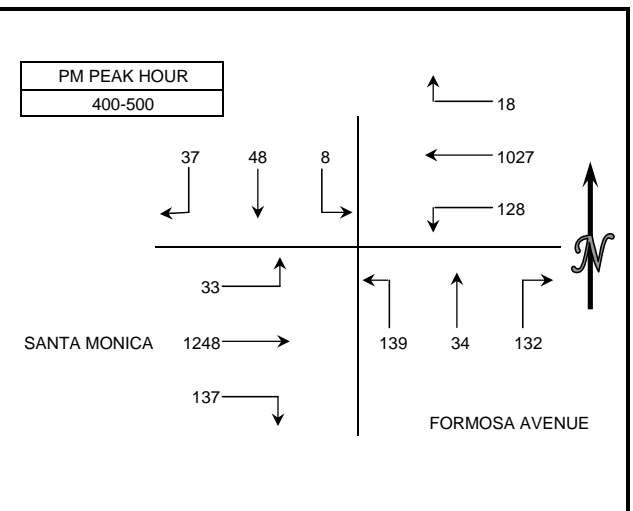
## INTERSECTION TURNING MOVEMENT COUNT SUMMARY

CLIENT: FEHR AND PEERS  
 PROJECT: WESTSIDE EXTENSION TRANSIT CORRIDOR COUNT PROGRAM  
 DATE: WEDNESDAY APRIL 29, 2009  
 PERIODS: 7:00 AM TO 9:00 AM AND 4:00 PM TO 6:00 PM  
 INTERSECTION: N/S FORMOSA AVENUE  
 E/W SANTA MONICA BOULEVARD  
 CITY: HOLLYWOOD

| 15 MIN COUNTS |           |           |           |           |           |           |           |           |           |            |            |            |       | 7:00 AM TO 9:00 AM |  |  |  |  |  |  |  |  |  |  |  |  |  |
|---------------|-----------|-----------|-----------|-----------|-----------|-----------|-----------|-----------|-----------|------------|------------|------------|-------|--------------------|--|--|--|--|--|--|--|--|--|--|--|--|--|
| PERIOD        | 1<br>SBRT | 2<br>SBTH | 3<br>SBLT | 4<br>WBRT | 5<br>WBTH | 6<br>WBLT | 7<br>NBRT | 8<br>NBTH | 9<br>NBLT | 10<br>EBRT | 11<br>EBTH | 12<br>EBLT | TOTAL |                    |  |  |  |  |  |  |  |  |  |  |  |  |  |
| 700-715       | 6         | 2         | 3         | 4         | 301       | 9         | 12        | 1         | 12        | 3          | 127        | 0          | 480   |                    |  |  |  |  |  |  |  |  |  |  |  |  |  |
| 715-730       | 5         | 6         | 3         | 5         | 294       | 16        | 7         | 0         | 4         | 4          | 159        | 1          | 504   |                    |  |  |  |  |  |  |  |  |  |  |  |  |  |
| 730-745       | 7         | 10        | 3         | 1         | 280       | 17        | 8         | 1         | 7         | 7          | 149        | 0          | 490   |                    |  |  |  |  |  |  |  |  |  |  |  |  |  |
| 745-800       | 12        | 13        | 3         | 1         | 330       | 18        | 8         | 4         | 10        | 11         | 191        | 8          | 609   |                    |  |  |  |  |  |  |  |  |  |  |  |  |  |
| 800-815       | 10        | 12        | 1         | 3         | 325       | 21        | 5         | 6         | 8         | 10         | 171        | 6          | 578   |                    |  |  |  |  |  |  |  |  |  |  |  |  |  |
| 815-830       | 14        | 7         | 1         | 8         | 334       | 14        | 7         | 1         | 12        | 18         | 204        | 1          | 621   |                    |  |  |  |  |  |  |  |  |  |  |  |  |  |
| 830-845       | 6         | 11        | 1         | 2         | 306       | 19        | 10        | 3         | 8         | 15         | 241        | 9          | 631   |                    |  |  |  |  |  |  |  |  |  |  |  |  |  |
| 845-900       | 13        | 11        | 1         | 5         | 291       | 25        | 6         | 4         | 9         | 16         | 213        | 11         | 605   |                    |  |  |  |  |  |  |  |  |  |  |  |  |  |
| HOUR TOTALS   |           |           |           |           |           |           |           |           |           |            |            |            |       |                    |  |  |  |  |  |  |  |  |  |  |  |  |  |
| TIME          | 1<br>SBRT | 2<br>SBTH | 3<br>SBLT | 4<br>WBRT | 5<br>WBTH | 6<br>WBLT | 7<br>NBRT | 8<br>NBTH | 9<br>NBLT | 10<br>EBRT | 11<br>EBTH | 12<br>EBLT | TOTAL |                    |  |  |  |  |  |  |  |  |  |  |  |  |  |
| 700-800       | 30        | 31        | 12        | 11        | 1205      | 60        | 35        | 6         | 33        | 25         | 626        | 9          | 2083  |                    |  |  |  |  |  |  |  |  |  |  |  |  |  |
| 715-815       | 34        | 41        | 10        | 10        | 1229      | 72        | 28        | 11        | 29        | 32         | 670        | 15         | 2181  |                    |  |  |  |  |  |  |  |  |  |  |  |  |  |
| 730-830       | 43        | 42        | 8         | 13        | 1269      | 70        | 28        | 12        | 37        | 46         | 715        | 15         | 2298  |                    |  |  |  |  |  |  |  |  |  |  |  |  |  |
| 745-845       | 42        | 43        | 6         | 14        | 1295      | 72        | 30        | 14        | 38        | 54         | 807        | 24         | 2439  |                    |  |  |  |  |  |  |  |  |  |  |  |  |  |
| 800-900       | 43        | 41        | 4         | 18        | 1256      | 79        | 28        | 14        | 37        | 59         | 829        | 27         | 2435  |                    |  |  |  |  |  |  |  |  |  |  |  |  |  |



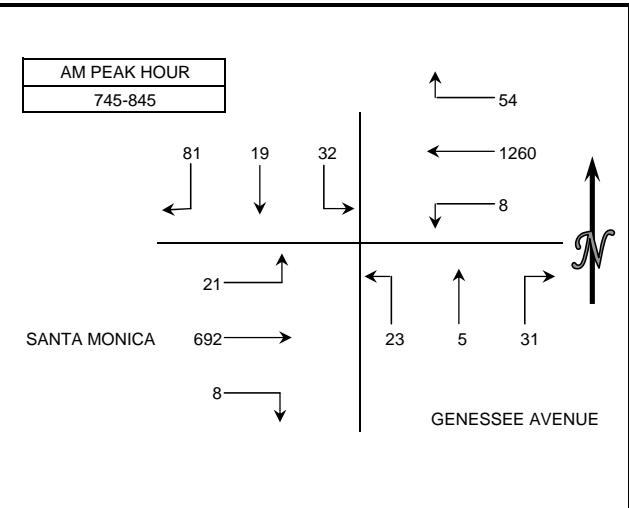
| 15 MIN COUNTS |           |           |           |           |           |           |           |           |           |            |            |            |       | 4:00 PM TO 6:00 PM |  |  |  |  |  |  |  |  |  |  |  |  |  |
|---------------|-----------|-----------|-----------|-----------|-----------|-----------|-----------|-----------|-----------|------------|------------|------------|-------|--------------------|--|--|--|--|--|--|--|--|--|--|--|--|--|
| PERIOD        | 1<br>SBRT | 2<br>SBTH | 3<br>SBLT | 4<br>WBRT | 5<br>WBTH | 6<br>WBLT | 7<br>NBRT | 8<br>NBTH | 9<br>NBLT | 10<br>EBRT | 11<br>EBTH | 12<br>EBLT | TOTAL |                    |  |  |  |  |  |  |  |  |  |  |  |  |  |
| 400-415       | 9         | 14        | 3         | 3         | 295       | 44        | 41        | 10        | 30        | 41         | 336        | 4          | 830   |                    |  |  |  |  |  |  |  |  |  |  |  |  |  |
| 415-430       | 11        | 10        | 0         | 2         | 227       | 34        | 28        | 8         | 28        | 37         | 293        | 8          | 686   |                    |  |  |  |  |  |  |  |  |  |  |  |  |  |
| 430-445       | 12        | 14        | 3         | 5         | 243       | 28        | 32        | 12        | 42        | 25         | 317        | 13         | 746   |                    |  |  |  |  |  |  |  |  |  |  |  |  |  |
| 445-500       | 5         | 10        | 2         | 8         | 262       | 22        | 31        | 4         | 39        | 34         | 302        | 8          | 727   |                    |  |  |  |  |  |  |  |  |  |  |  |  |  |
| 500-515       | 11        | 20        | 3         | 5         | 296       | 15        | 50        | 14        | 30        | 29         | 348        | 8          | 829   |                    |  |  |  |  |  |  |  |  |  |  |  |  |  |
| 515-530       | 10        | 13        | 1         | 5         | 213       | 18        | 28        | 8         | 24        | 12         | 302        | 11         | 645   |                    |  |  |  |  |  |  |  |  |  |  |  |  |  |
| 530-545       | 16        | 20        | 5         | 10        | 285       | 23        | 26        | 10        | 18        | 21         | 300        | 11         | 745   |                    |  |  |  |  |  |  |  |  |  |  |  |  |  |
| 545-600       | 11        | 17        | 2         | 5         | 248       | 25        | 25        | 4         | 30        | 16         | 318        | 16         | 717   |                    |  |  |  |  |  |  |  |  |  |  |  |  |  |
| HOUR TOTALS   |           |           |           |           |           |           |           |           |           |            |            |            |       |                    |  |  |  |  |  |  |  |  |  |  |  |  |  |
| TIME          | 1<br>SBRT | 2<br>SBTH | 3<br>SBLT | 4<br>WBRT | 5<br>WBTH | 6<br>WBLT | 7<br>NBRT | 8<br>NBTH | 9<br>NBLT | 10<br>EBRT | 11<br>EBTH | 12<br>EBLT | TOTAL |                    |  |  |  |  |  |  |  |  |  |  |  |  |  |
| 400-500       | 37        | 48        | 8         | 18        | 1027      | 128       | 132       | 34        | 139       | 137        | 1248       | 33         | 2989  |                    |  |  |  |  |  |  |  |  |  |  |  |  |  |
| 415-515       | 39        | 54        | 8         | 20        | 1028      | 99        | 141       | 38        | 139       | 125        | 1260       | 37         | 2988  |                    |  |  |  |  |  |  |  |  |  |  |  |  |  |
| 430-530       | 38        | 57        | 9         | 23        | 1014      | 83        | 141       | 38        | 135       | 100        | 1269       | 40         | 2947  |                    |  |  |  |  |  |  |  |  |  |  |  |  |  |
| 445-545       | 42        | 63        | 11        | 28        | 1056      | 78        | 135       | 36        | 111       | 96         | 1252       | 38         | 2946  |                    |  |  |  |  |  |  |  |  |  |  |  |  |  |
| 500-600       | 48        | 70        | 11        | 25        | 1042      | 81        | 129       | 36        | 102       | 78         | 1268       | 46         | 2936  |                    |  |  |  |  |  |  |  |  |  |  |  |  |  |



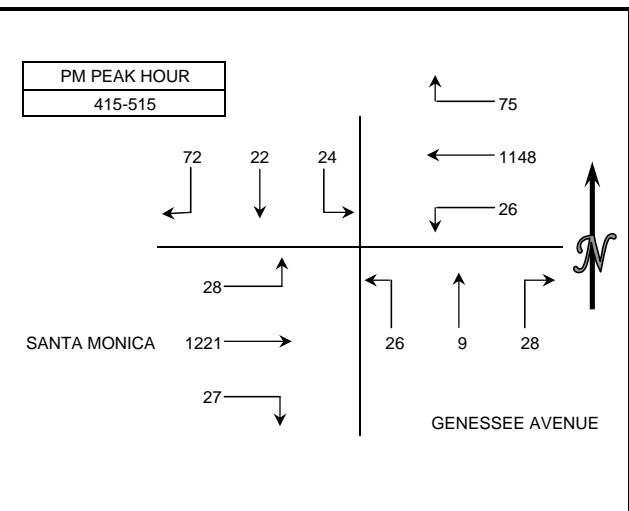
## INTERSECTION TURNING MOVEMENT COUNT SUMMARY

CLIENT: FEHR AND PEERS  
 PROJECT: WESTSIDE EXTENSION TRANSIT CORRIDOR COUNT PROGRAM  
 DATE: TUESDAY MAY 19, 2009  
 PERIODS: 7:00 AM TO 9:00 AM AND 4:00 PM TO 6:00 PM  
 INTERSECTION: N/S GENESSEE AVENUE  
 E/W SANTA MONICA BOULEVARD  
 CITY: HOLLYWOOD

| 15 MIN COUNTS |        |        |        |        |        |        |        |        |        |         |         |         |       | 7:00 AM TO 9:00 AM |  |  |  |  |  |  |  |  |  |  |  |  |  |
|---------------|--------|--------|--------|--------|--------|--------|--------|--------|--------|---------|---------|---------|-------|--------------------|--|--|--|--|--|--|--|--|--|--|--|--|--|
| PERIOD        | 1 SBRT | 2 SBTH | 3 SBLT | 4 WBRT | 5 WBTH | 6 WBLT | 7 NBRT | 8 NBTH | 9 NBLT | 10 EBRT | 11 EBTH | 12 EBLT | TOTAL |                    |  |  |  |  |  |  |  |  |  |  |  |  |  |
| 700-715       | 6      | 5      | 7      | 15     | 216    | 5      | 3      | 0      | 3      | 1       | 112     | 3       | 376   |                    |  |  |  |  |  |  |  |  |  |  |  |  |  |
| 715-730       | 10     | 5      | 7      | 9      | 277    | 1      | 3      | 1      | 0      | 0       | 111     | 2       | 426   |                    |  |  |  |  |  |  |  |  |  |  |  |  |  |
| 730-745       | 22     | 3      | 23     | 13     | 293    | 6      | 5      | 1      | 5      | 5       | 142     | 3       | 521   |                    |  |  |  |  |  |  |  |  |  |  |  |  |  |
| 745-800       | 16     | 5      | 14     | 22     | 304    | 2      | 9      | 0      | 8      | 2       | 166     | 5       | 553   |                    |  |  |  |  |  |  |  |  |  |  |  |  |  |
| 800-815       | 18     | 3      | 9      | 15     | 342    | 2      | 5      | 4      | 4      | 4       | 142     | 3       | 551   |                    |  |  |  |  |  |  |  |  |  |  |  |  |  |
| 815-830       | 27     | 2      | 3      | 11     | 327    | 2      | 8      | 1      | 7      | 1       | 174     | 4       | 567   |                    |  |  |  |  |  |  |  |  |  |  |  |  |  |
| 830-845       | 20     | 9      | 6      | 6      | 287    | 2      | 9      | 0      | 4      | 1       | 210     | 9       | 563   |                    |  |  |  |  |  |  |  |  |  |  |  |  |  |
| 845-900       | 22     | 2      | 11     | 4      | 267    | 2      | 2      | 0      | 6      | 1       | 177     | 2       | 496   |                    |  |  |  |  |  |  |  |  |  |  |  |  |  |
| HOUR TOTALS   |        |        |        |        |        |        |        |        |        |         |         |         |       |                    |  |  |  |  |  |  |  |  |  |  |  |  |  |
| TIME          | 1 SBRT | 2 SBTH | 3 SBLT | 4 WBRT | 5 WBTH | 6 WBLT | 7 NBRT | 8 NBTH | 9 NBLT | 10 EBRT | 11 EBTH | 12 EBLT | TOTAL |                    |  |  |  |  |  |  |  |  |  |  |  |  |  |
| 700-800       | 54     | 18     | 51     | 59     | 1090   | 14     | 20     | 2      | 16     | 8       | 531     | 13      | 1876  |                    |  |  |  |  |  |  |  |  |  |  |  |  |  |
| 715-815       | 66     | 16     | 53     | 59     | 1216   | 11     | 22     | 6      | 17     | 11      | 561     | 13      | 2051  |                    |  |  |  |  |  |  |  |  |  |  |  |  |  |
| 730-830       | 83     | 13     | 49     | 61     | 1266   | 12     | 27     | 6      | 24     | 12      | 624     | 15      | 2192  |                    |  |  |  |  |  |  |  |  |  |  |  |  |  |
| 745-845       | 81     | 19     | 32     | 54     | 1260   | 8      | 31     | 5      | 23     | 8       | 692     | 21      | 2234  |                    |  |  |  |  |  |  |  |  |  |  |  |  |  |
| 800-900       | 87     | 16     | 29     | 36     | 1223   | 8      | 24     | 5      | 21     | 7       | 703     | 18      | 2177  |                    |  |  |  |  |  |  |  |  |  |  |  |  |  |



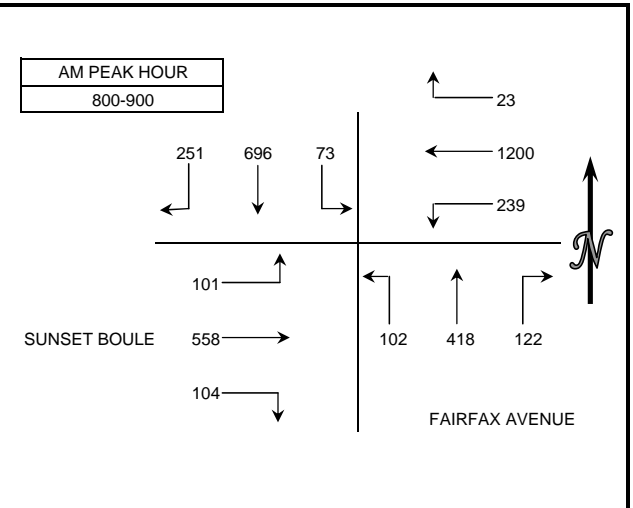
| 15 MIN COUNTS |        |        |        |        |        |        |        |        |        |         |         |         |       | 4:00 PM TO 6:00 PM |  |  |  |  |  |  |  |  |  |  |  |  |  |
|---------------|--------|--------|--------|--------|--------|--------|--------|--------|--------|---------|---------|---------|-------|--------------------|--|--|--|--|--|--|--|--|--|--|--|--|--|
| PERIOD        | 1 SBRT | 2 SBTH | 3 SBLT | 4 WBRT | 5 WBTH | 6 WBLT | 7 NBRT | 8 NBTH | 9 NBLT | 10 EBRT | 11 EBTH | 12 EBLT | TOTAL |                    |  |  |  |  |  |  |  |  |  |  |  |  |  |
| 400-415       | 22     | 5      | 12     | 10     | 248    | 8      | 6      | 3      | 4      | 4       | 264     | 0       | 586   |                    |  |  |  |  |  |  |  |  |  |  |  |  |  |
| 415-430       | 19     | 5      | 3      | 16     | 293    | 5      | 2      | 2      | 8      | 2       | 314     | 6       | 675   |                    |  |  |  |  |  |  |  |  |  |  |  |  |  |
| 430-445       | 25     | 3      | 7      | 23     | 272    | 5      | 5      | 1      | 10     | 12      | 297     | 6       | 666   |                    |  |  |  |  |  |  |  |  |  |  |  |  |  |
| 445-500       | 16     | 9      | 3      | 14     | 299    | 6      | 10     | 2      | 3      | 5       | 323     | 9       | 699   |                    |  |  |  |  |  |  |  |  |  |  |  |  |  |
| 500-515       | 12     | 5      | 11     | 22     | 284    | 10     | 11     | 4      | 5      | 8       | 287     | 7       | 666   |                    |  |  |  |  |  |  |  |  |  |  |  |  |  |
| 515-530       | 17     | 2      | 6      | 18     | 259    | 3      | 11     | 4      | 4      | 3       | 310     | 4       | 641   |                    |  |  |  |  |  |  |  |  |  |  |  |  |  |
| 530-545       | 25     | 1      | 2      | 22     | 220    | 5      | 7      | 2      | 6      | 2       | 351     | 4       | 647   |                    |  |  |  |  |  |  |  |  |  |  |  |  |  |
| 545-600       | 15     | 12     | 6      | 9      | 281    | 6      | 7      | 1      | 4      | 5       | 328     | 5       | 679   |                    |  |  |  |  |  |  |  |  |  |  |  |  |  |
| HOUR TOTALS   |        |        |        |        |        |        |        |        |        |         |         |         |       |                    |  |  |  |  |  |  |  |  |  |  |  |  |  |
| TIME          | 1 SBRT | 2 SBTH | 3 SBLT | 4 WBRT | 5 WBTH | 6 WBLT | 7 NBRT | 8 NBTH | 9 NBLT | 10 EBRT | 11 EBTH | 12 EBLT | TOTAL |                    |  |  |  |  |  |  |  |  |  |  |  |  |  |
| 400-500       | 82     | 22     | 25     | 63     | 1112   | 24     | 23     | 8      | 25     | 23      | 1198    | 21      | 2626  |                    |  |  |  |  |  |  |  |  |  |  |  |  |  |
| 415-515       | 72     | 22     | 24     | 75     | 1148   | 26     | 28     | 9      | 26     | 27      | 1221    | 28      | 2706  |                    |  |  |  |  |  |  |  |  |  |  |  |  |  |
| 430-530       | 70     | 19     | 27     | 77     | 1114   | 24     | 37     | 11     | 22     | 28      | 1217    | 26      | 2672  |                    |  |  |  |  |  |  |  |  |  |  |  |  |  |
| 445-545       | 70     | 17     | 22     | 76     | 1062   | 24     | 39     | 12     | 18     | 18      | 1271    | 24      | 2653  |                    |  |  |  |  |  |  |  |  |  |  |  |  |  |
| 500-600       | 69     | 20     | 25     | 71     | 1044   | 24     | 36     | 11     | 19     | 18      | 1276    | 20      | 2633  |                    |  |  |  |  |  |  |  |  |  |  |  |  |  |



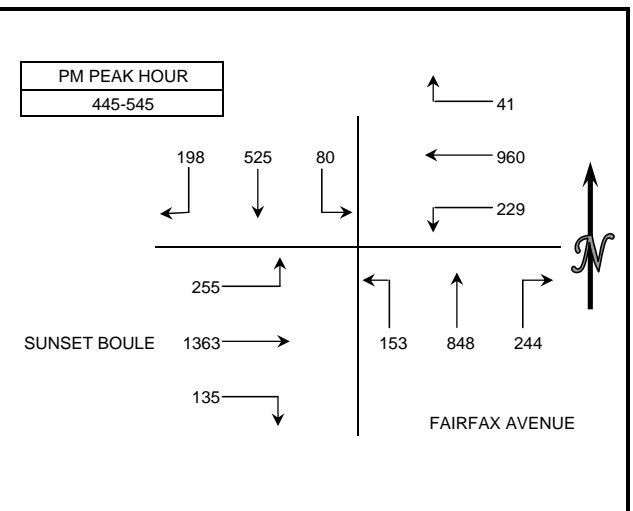
## INTERSECTION TURNING MOVEMENT COUNT SUMMARY

CLIENT: FEHR AND PEERS  
 PROJECT: WESTSIDE EXTENSION TRANSIT CORRIDOR COUNT PROGRAM  
 DATE: WEDNESDAY MAY 13, 2009  
 PERIODS: 7:00 AM TO 9:00 AM AND 4:00 PM TO 6:00 PM  
 INTERSECTION: N/S FAIRFAX AVENUE  
 E/W SUNSET BOULEVARD  
 CITY: HOLLYWOOD

| 15 MIN COUNTS |           |           |           |           |           |           |           |           |           |            |            |            |       | 7:00 AM TO 9:00 AM |  |  |  |  |  |  |  |  |  |  |  |  |  |
|---------------|-----------|-----------|-----------|-----------|-----------|-----------|-----------|-----------|-----------|------------|------------|------------|-------|--------------------|--|--|--|--|--|--|--|--|--|--|--|--|--|
| PERIOD        | 1<br>SBRT | 2<br>SBTH | 3<br>SBLT | 4<br>WBRT | 5<br>WBTH | 6<br>WBLT | 7<br>NBRT | 8<br>NBTH | 9<br>NBLT | 10<br>EBRT | 11<br>EBTH | 12<br>EBLT | TOTAL |                    |  |  |  |  |  |  |  |  |  |  |  |  |  |
| 700-715       | 99        | 115       | 4         | 4         | 230       | 25        | 12        | 54        | 16        | 13         | 105        | 11         | 688   |                    |  |  |  |  |  |  |  |  |  |  |  |  |  |
| 715-730       | 86        | 145       | 6         | 9         | 279       | 38        | 16        | 67        | 13        | 17         | 123        | 11         | 810   |                    |  |  |  |  |  |  |  |  |  |  |  |  |  |
| 730-745       | 76        | 182       | 9         | 3         | 281       | 40        | 25        | 90        | 24        | 16         | 140        | 12         | 898   |                    |  |  |  |  |  |  |  |  |  |  |  |  |  |
| 745-800       | 66        | 197       | 19        | 7         | 313       | 63        | 20        | 113       | 18        | 16         | 101        | 15         | 948   |                    |  |  |  |  |  |  |  |  |  |  |  |  |  |
| 800-815       | 60        | 186       | 13        | 5         | 297       | 63        | 31        | 101       | 22        | 12         | 118        | 25         | 933   |                    |  |  |  |  |  |  |  |  |  |  |  |  |  |
| 815-830       | 75        | 171       | 19        | 6         | 322       | 56        | 22        | 106       | 28        | 30         | 102        | 24         | 961   |                    |  |  |  |  |  |  |  |  |  |  |  |  |  |
| 830-845       | 56        | 164       | 16        | 5         | 278       | 59        | 32        | 99        | 25        | 32         | 105        | 24         | 895   |                    |  |  |  |  |  |  |  |  |  |  |  |  |  |
| 845-900       | 60        | 175       | 25        | 7         | 303       | 61        | 37        | 112       | 27        | 30         | 233        | 28         | 1098  |                    |  |  |  |  |  |  |  |  |  |  |  |  |  |
| HOUR TOTALS   |           |           |           |           |           |           |           |           |           |            |            |            |       |                    |  |  |  |  |  |  |  |  |  |  |  |  |  |
| TIME          | 1<br>SBRT | 2<br>SBTH | 3<br>SBLT | 4<br>WBRT | 5<br>WBTH | 6<br>WBLT | 7<br>NBRT | 8<br>NBTH | 9<br>NBLT | 10<br>EBRT | 11<br>EBTH | 12<br>EBLT | TOTAL |                    |  |  |  |  |  |  |  |  |  |  |  |  |  |
| 700-800       | 327       | 639       | 38        | 23        | 1103      | 166       | 73        | 324       | 71        | 62         | 469        | 49         | 3344  |                    |  |  |  |  |  |  |  |  |  |  |  |  |  |
| 715-815       | 288       | 710       | 47        | 24        | 1170      | 204       | 92        | 371       | 77        | 61         | 482        | 63         | 3589  |                    |  |  |  |  |  |  |  |  |  |  |  |  |  |
| 730-830       | 277       | 736       | 60        | 21        | 1213      | 222       | 98        | 410       | 92        | 74         | 461        | 76         | 3740  |                    |  |  |  |  |  |  |  |  |  |  |  |  |  |
| 745-845       | 257       | 718       | 67        | 23        | 1210      | 241       | 105       | 419       | 93        | 90         | 426        | 88         | 3737  |                    |  |  |  |  |  |  |  |  |  |  |  |  |  |
| 800-900       | 251       | 696       | 73        | 23        | 1200      | 239       | 122       | 418       | 102       | 104        | 558        | 101        | 3887  |                    |  |  |  |  |  |  |  |  |  |  |  |  |  |



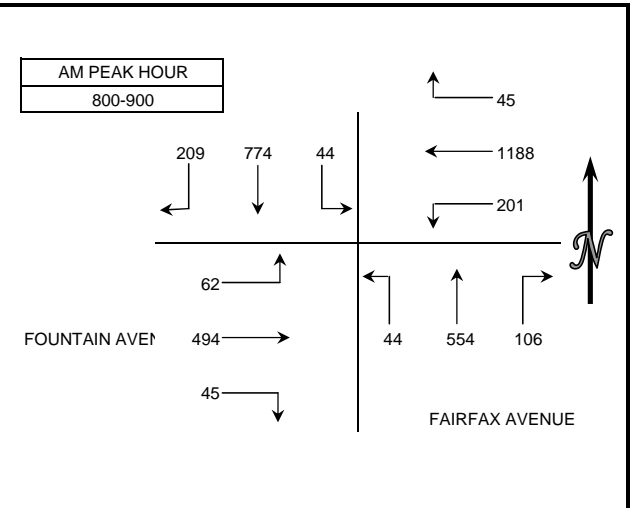
| 15 MIN COUNTS |           |           |           |           |           |           |           |           |           |            |            |            |       | 4:00 PM TO 6:00 PM |  |  |  |  |  |  |  |  |  |  |  |  |  |
|---------------|-----------|-----------|-----------|-----------|-----------|-----------|-----------|-----------|-----------|------------|------------|------------|-------|--------------------|--|--|--|--|--|--|--|--|--|--|--|--|--|
| PERIOD        | 1<br>SBRT | 2<br>SBTH | 3<br>SBLT | 4<br>WBRT | 5<br>WBTH | 6<br>WBLT | 7<br>NBRT | 8<br>NBTH | 9<br>NBLT | 10<br>EBRT | 11<br>EBTH | 12<br>EBLT | TOTAL |                    |  |  |  |  |  |  |  |  |  |  |  |  |  |
| 400-415       | 54        | 118       | 20        | 12        | 237       | 59        | 59        | 165       | 29        | 31         | 361        | 61         | 1206  |                    |  |  |  |  |  |  |  |  |  |  |  |  |  |
| 415-430       | 44        | 112       | 13        | 17        | 203       | 47        | 65        | 213       | 44        | 38         | 340        | 70         | 1206  |                    |  |  |  |  |  |  |  |  |  |  |  |  |  |
| 430-445       | 50        | 135       | 18        | 10        | 215       | 43        | 66        | 208       | 45        | 31         | 341        | 40         | 1202  |                    |  |  |  |  |  |  |  |  |  |  |  |  |  |
| 445-500       | 49        | 115       | 13        | 12        | 226       | 56        | 62        | 191       | 34        | 31         | 331        | 46         | 1166  |                    |  |  |  |  |  |  |  |  |  |  |  |  |  |
| 500-515       | 47        | 139       | 15        | 10        | 250       | 52        | 61        | 194       | 42        | 33         | 344        | 59         | 1246  |                    |  |  |  |  |  |  |  |  |  |  |  |  |  |
| 515-530       | 43        | 124       | 31        | 7         | 223       | 57        | 64        | 220       | 39        | 31         | 349        | 75         | 1263  |                    |  |  |  |  |  |  |  |  |  |  |  |  |  |
| 530-545       | 59        | 147       | 21        | 12        | 261       | 64        | 57        | 243       | 38        | 40         | 339        | 75         | 1356  |                    |  |  |  |  |  |  |  |  |  |  |  |  |  |
| 545-600       | 62        | 114       | 17        | 13        | 216       | 51        | 46        | 208       | 30        | 38         | 301        | 55         | 1151  |                    |  |  |  |  |  |  |  |  |  |  |  |  |  |
| HOUR TOTALS   |           |           |           |           |           |           |           |           |           |            |            |            |       |                    |  |  |  |  |  |  |  |  |  |  |  |  |  |
| TIME          | 1<br>SBRT | 2<br>SBTH | 3<br>SBLT | 4<br>WBRT | 5<br>WBTH | 6<br>WBLT | 7<br>NBRT | 8<br>NBTH | 9<br>NBLT | 10<br>EBRT | 11<br>EBTH | 12<br>EBLT | TOTAL |                    |  |  |  |  |  |  |  |  |  |  |  |  |  |
| 400-500       | 197       | 480       | 64        | 51        | 881       | 205       | 252       | 777       | 152       | 131        | 1373       | 217        | 4780  |                    |  |  |  |  |  |  |  |  |  |  |  |  |  |
| 415-515       | 190       | 501       | 59        | 49        | 894       | 198       | 254       | 806       | 165       | 133        | 1356       | 215        | 4820  |                    |  |  |  |  |  |  |  |  |  |  |  |  |  |
| 430-530       | 189       | 513       | 77        | 39        | 914       | 208       | 253       | 813       | 160       | 126        | 1365       | 220        | 4877  |                    |  |  |  |  |  |  |  |  |  |  |  |  |  |
| 445-545       | 198       | 525       | 80        | 41        | 960       | 229       | 244       | 848       | 153       | 135        | 1363       | 255        | 5031  |                    |  |  |  |  |  |  |  |  |  |  |  |  |  |
| 500-600       | 211       | 524       | 84        | 42        | 950       | 224       | 228       | 865       | 149       | 142        | 1333       | 264        | 5016  |                    |  |  |  |  |  |  |  |  |  |  |  |  |  |



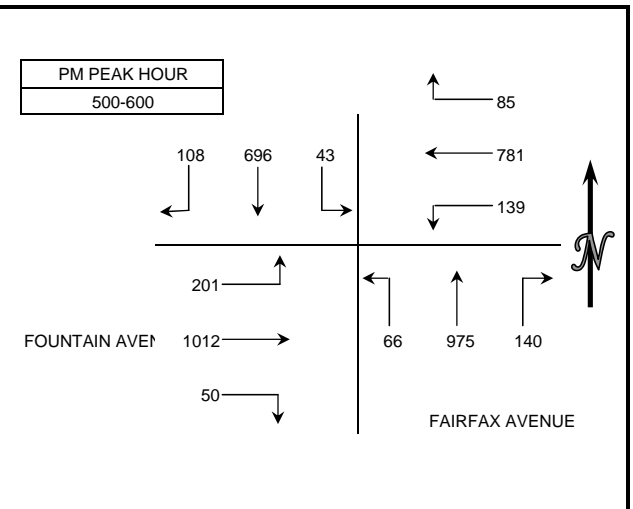
## INTERSECTION TURNING MOVEMENT COUNT SUMMARY

CLIENT: FEHR AND PEERS  
 PROJECT: WESTSIDE EXTENSION TRANSIT CORRIDOR COUNT PROGRAM  
 DATE: TUESDAY APRIL 28, 2009  
 PERIODS: 7:00 AM TO 9:00 AM AND 4:00 PM TO 6:00 PM  
 INTERSECTION: N/S FAIRFAX AVENUE  
 E/W FOUNTAIN AVENUE  
 CITY: HOLLYWOOD

| 15 MIN COUNTS |           |           |           |           |           |           |           |           |           |            |            |            |       | 7:00 AM TO 9:00 AM |  |  |  |  |  |  |  |  |  |  |  |  |  |
|---------------|-----------|-----------|-----------|-----------|-----------|-----------|-----------|-----------|-----------|------------|------------|------------|-------|--------------------|--|--|--|--|--|--|--|--|--|--|--|--|--|
| PERIOD        | 1<br>SBRT | 2<br>SBTH | 3<br>SBLT | 4<br>WBRT | 5<br>WBTH | 6<br>WBLT | 7<br>NBRT | 8<br>NBTH | 9<br>NBLT | 10<br>EBRT | 11<br>EBTH | 12<br>EBLT | TOTAL |                    |  |  |  |  |  |  |  |  |  |  |  |  |  |
| 700-715       | 32        | 131       | 6         | 3         | 200       | 28        | 11        | 84        | 4         | 3          | 50         | 12         | 564   |                    |  |  |  |  |  |  |  |  |  |  |  |  |  |
| 715-730       | 53        | 163       | 5         | 5         | 250       | 34        | 12        | 89        | 5         | 6          | 64         | 11         | 697   |                    |  |  |  |  |  |  |  |  |  |  |  |  |  |
| 730-745       | 62        | 186       | 3         | 5         | 272       | 38        | 27        | 106       | 8         | 10         | 74         | 10         | 801   |                    |  |  |  |  |  |  |  |  |  |  |  |  |  |
| 745-800       | 49        | 213       | 5         | 10        | 279       | 51        | 17        | 136       | 5         | 12         | 81         | 11         | 869   |                    |  |  |  |  |  |  |  |  |  |  |  |  |  |
| 800-815       | 44        | 179       | 3         | 15        | 281       | 39        | 21        | 151       | 4         | 6          | 91         | 14         | 848   |                    |  |  |  |  |  |  |  |  |  |  |  |  |  |
| 815-830       | 66        | 198       | 13        | 10        | 308       | 60        | 26        | 110       | 14        | 4          | 106        | 19         | 934   |                    |  |  |  |  |  |  |  |  |  |  |  |  |  |
| 830-845       | 41        | 178       | 16        | 11        | 302       | 56        | 33        | 141       | 13        | 22         | 141        | 20         | 974   |                    |  |  |  |  |  |  |  |  |  |  |  |  |  |
| 845-900       | 58        | 219       | 12        | 9         | 297       | 46        | 26        | 152       | 13        | 13         | 156        | 9          | 1010  |                    |  |  |  |  |  |  |  |  |  |  |  |  |  |
| HOUR TOTALS   |           |           |           |           |           |           |           |           |           |            |            |            |       |                    |  |  |  |  |  |  |  |  |  |  |  |  |  |
| TIME          | 1<br>SBRT | 2<br>SBTH | 3<br>SBLT | 4<br>WBRT | 5<br>WBTH | 6<br>WBLT | 7<br>NBRT | 8<br>NBTH | 9<br>NBLT | 10<br>EBRT | 11<br>EBTH | 12<br>EBLT | TOTAL |                    |  |  |  |  |  |  |  |  |  |  |  |  |  |
| 700-800       | 196       | 693       | 19        | 23        | 1001      | 151       | 67        | 415       | 22        | 31         | 269        | 44         | 2931  |                    |  |  |  |  |  |  |  |  |  |  |  |  |  |
| 715-815       | 208       | 741       | 16        | 35        | 1082      | 162       | 77        | 482       | 22        | 34         | 310        | 46         | 3215  |                    |  |  |  |  |  |  |  |  |  |  |  |  |  |
| 730-830       | 221       | 776       | 24        | 40        | 1140      | 188       | 91        | 503       | 31        | 32         | 352        | 54         | 3452  |                    |  |  |  |  |  |  |  |  |  |  |  |  |  |
| 745-845       | 200       | 768       | 37        | 46        | 1170      | 206       | 97        | 538       | 36        | 44         | 419        | 64         | 3625  |                    |  |  |  |  |  |  |  |  |  |  |  |  |  |
| 800-900       | 209       | 774       | 44        | 45        | 1188      | 201       | 106       | 554       | 44        | 45         | 494        | 62         | 3766  |                    |  |  |  |  |  |  |  |  |  |  |  |  |  |



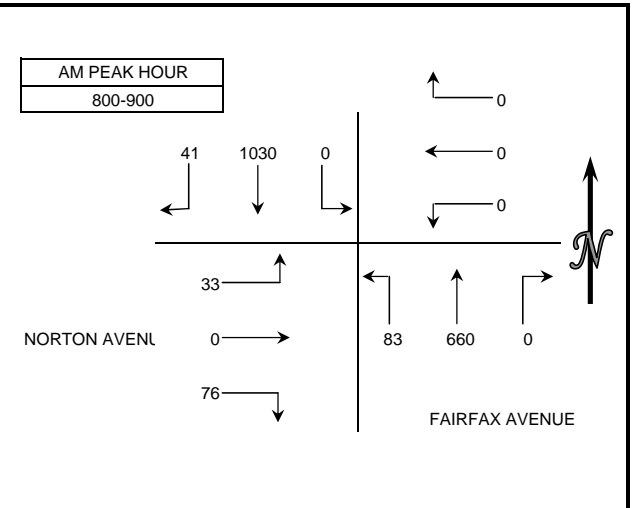
| 15 MIN COUNTS |           |           |           |           |           |           |           |           |           |            |            |            |       | 4:00 PM TO 6:00 PM |  |  |  |  |  |  |  |  |  |  |  |  |  |
|---------------|-----------|-----------|-----------|-----------|-----------|-----------|-----------|-----------|-----------|------------|------------|------------|-------|--------------------|--|--|--|--|--|--|--|--|--|--|--|--|--|
| PERIOD        | 1<br>SBRT | 2<br>SBTH | 3<br>SBLT | 4<br>WBRT | 5<br>WBTH | 6<br>WBLT | 7<br>NBRT | 8<br>NBTH | 9<br>NBLT | 10<br>EBRT | 11<br>EBTH | 12<br>EBLT | TOTAL |                    |  |  |  |  |  |  |  |  |  |  |  |  |  |
| 400-415       | 27        | 188       | 15        | 18        | 182       | 43        | 42        | 238       | 11        | 16         | 226        | 46         | 1052  |                    |  |  |  |  |  |  |  |  |  |  |  |  |  |
| 415-430       | 25        | 174       | 16        | 18        | 156       | 29        | 56        | 216       | 10        | 22         | 237        | 50         | 1009  |                    |  |  |  |  |  |  |  |  |  |  |  |  |  |
| 430-445       | 24        | 164       | 16        | 24        | 199       | 35        | 53        | 228       | 14        | 15         | 242        | 39         | 1053  |                    |  |  |  |  |  |  |  |  |  |  |  |  |  |
| 445-500       | 20        | 169       | 13        | 21        | 179       | 39        | 44        | 265       | 13        | 15         | 223        | 38         | 1039  |                    |  |  |  |  |  |  |  |  |  |  |  |  |  |
| 500-515       | 24        | 173       | 12        | 11        | 186       | 39        | 31        | 235       | 17        | 11         | 238        | 43         | 1020  |                    |  |  |  |  |  |  |  |  |  |  |  |  |  |
| 515-530       | 18        | 159       | 9         | 24        | 202       | 31        | 39        | 255       | 19        | 9          | 255        | 53         | 1073  |                    |  |  |  |  |  |  |  |  |  |  |  |  |  |
| 530-545       | 34        | 179       | 14        | 21        | 194       | 31        | 37        | 258       | 14        | 17         | 266        | 61         | 1126  |                    |  |  |  |  |  |  |  |  |  |  |  |  |  |
| 545-600       | 32        | 185       | 8         | 29        | 199       | 38        | 33        | 227       | 16        | 13         | 253        | 44         | 1077  |                    |  |  |  |  |  |  |  |  |  |  |  |  |  |
| HOUR TOTALS   |           |           |           |           |           |           |           |           |           |            |            |            |       |                    |  |  |  |  |  |  |  |  |  |  |  |  |  |
| TIME          | 1<br>SBRT | 2<br>SBTH | 3<br>SBLT | 4<br>WBRT | 5<br>WBTH | 6<br>WBLT | 7<br>NBRT | 8<br>NBTH | 9<br>NBLT | 10<br>EBRT | 11<br>EBTH | 12<br>EBLT | TOTAL |                    |  |  |  |  |  |  |  |  |  |  |  |  |  |
| 400-500       | 96        | 695       | 60        | 81        | 716       | 146       | 195       | 947       | 48        | 68         | 928        | 173        | 4153  |                    |  |  |  |  |  |  |  |  |  |  |  |  |  |
| 415-515       | 93        | 680       | 57        | 74        | 720       | 142       | 184       | 944       | 54        | 63         | 940        | 170        | 4121  |                    |  |  |  |  |  |  |  |  |  |  |  |  |  |
| 430-530       | 86        | 665       | 50        | 80        | 766       | 144       | 167       | 983       | 63        | 50         | 958        | 173        | 4185  |                    |  |  |  |  |  |  |  |  |  |  |  |  |  |
| 445-545       | 96        | 680       | 48        | 77        | 761       | 140       | 151       | 1013      | 63        | 52         | 982        | 195        | 4258  |                    |  |  |  |  |  |  |  |  |  |  |  |  |  |
| 500-600       | 108       | 696       | 43        | 85        | 781       | 139       | 140       | 975       | 66        | 50         | 1012       | 201        | 4296  |                    |  |  |  |  |  |  |  |  |  |  |  |  |  |



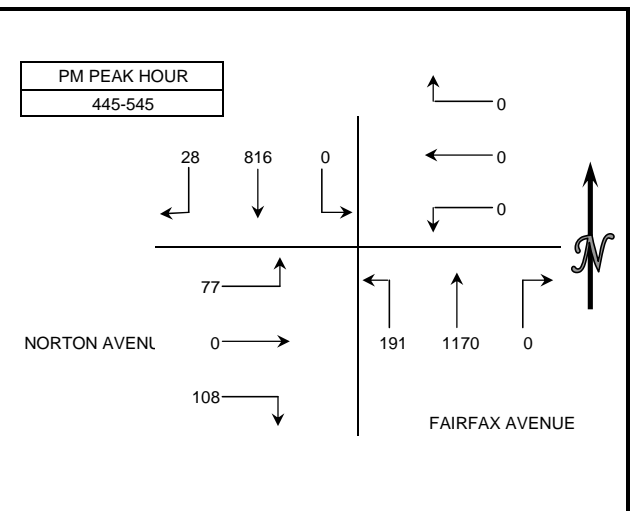
## INTERSECTION TURNING MOVEMENT COUNT SUMMARY

CLIENT: FEHR AND PEERS  
 PROJECT: WESTSIDE EXTENSION TRANSIT CORRIDOR COUNT PROGRAM  
 DATE: TUESDAY MAY 19, 2009  
 PERIODS: 7:00 AM TO 9:00 AM AND 4:00 PM TO 6:00 PM  
 INTERSECTION: N/S FAIRFAX AVENUE  
 E/W NORTON AVENUE  
 CITY: HOLLYWOOD

| 15 MIN COUNTS |           |           |           |           |           |           |           |           |           |            |            |            | 7:00 AM TO 9:00 AM |
|---------------|-----------|-----------|-----------|-----------|-----------|-----------|-----------|-----------|-----------|------------|------------|------------|--------------------|
| PERIOD        | 1<br>SBRT | 2<br>SBTH | 3<br>SBLT | 4<br>WBRT | 5<br>WBTH | 6<br>WBLT | 7<br>NBRT | 8<br>NBTH | 9<br>NBLT | 10<br>EBRT | 11<br>EBTH | 12<br>EBLT | TOTAL              |
| 700-715       | 1         | 140       | 0         | 0         | 0         | 0         | 0         | 100       | 9         | 9          | 0          | 3          | 262                |
| 715-730       | 3         | 220       | 0         | 0         | 0         | 0         | 0         | 130       | 2         | 9          | 0          | 1          | 365                |
| 730-745       | 5         | 211       | 0         | 0         | 0         | 0         | 0         | 146       | 4         | 8          | 0          | 2          | 376                |
| 745-800       | 10        | 253       | 0         | 0         | 0         | 0         | 0         | 152       | 8         | 6          | 0          | 3          | 432                |
| 800-815       | 12        | 262       | 0         | 0         | 0         | 0         | 0         | 169       | 18        | 17         | 0          | 6          | 484                |
| 815-830       | 11        | 255       | 0         | 0         | 0         | 0         | 0         | 173       | 19        | 21         | 0          | 4          | 483                |
| 830-845       | 12        | 263       | 0         | 0         | 0         | 0         | 0         | 154       | 19        | 20         | 0          | 14         | 482                |
| 845-900       | 6         | 250       | 0         | 0         | 0         | 0         | 0         | 164       | 27        | 18         | 0          | 9          | 474                |
| HOUR TOTALS   |           |           |           |           |           |           |           |           |           |            |            |            |                    |
| TIME          | 1<br>SBRT | 2<br>SBTH | 3<br>SBLT | 4<br>WBRT | 5<br>WBTH | 6<br>WBLT | 7<br>NBRT | 8<br>NBTH | 9<br>NBLT | 10<br>EBRT | 11<br>EBTH | 12<br>EBLT | TOTAL              |
| 700-800       | 19        | 824       | 0         | 0         | 0         | 0         | 0         | 528       | 23        | 32         | 0          | 9          | 1435               |
| 715-815       | 30        | 946       | 0         | 0         | 0         | 0         | 0         | 597       | 32        | 40         | 0          | 12         | 1657               |
| 730-830       | 38        | 981       | 0         | 0         | 0         | 0         | 0         | 640       | 49        | 52         | 0          | 15         | 1775               |
| 745-845       | 45        | 1033      | 0         | 0         | 0         | 0         | 0         | 648       | 64        | 64         | 0          | 27         | 1881               |
| 800-900       | 41        | 1030      | 0         | 0         | 0         | 0         | 0         | 660       | 83        | 76         | 0          | 33         | 1923               |



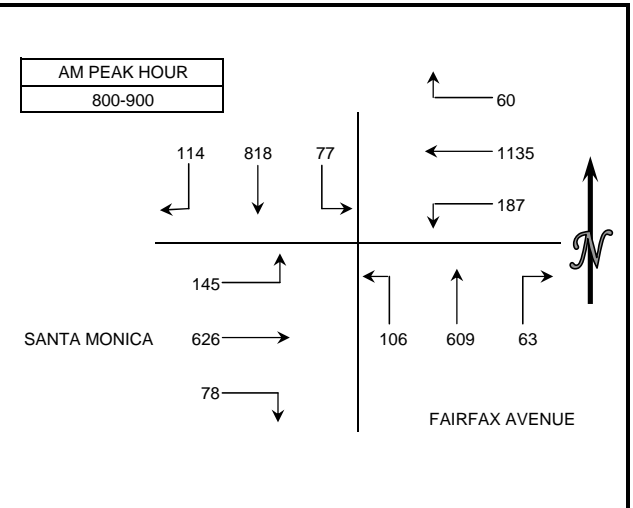
| 15 MIN COUNTS |           |           |           |           |           |           |           |           |           |            |            |            | 4:00 PM TO 6:00 PM |
|---------------|-----------|-----------|-----------|-----------|-----------|-----------|-----------|-----------|-----------|------------|------------|------------|--------------------|
| PERIOD        | 1<br>SBRT | 2<br>SBTH | 3<br>SBLT | 4<br>WBRT | 5<br>WBTH | 6<br>WBLT | 7<br>NBRT | 8<br>NBTH | 9<br>NBLT | 10<br>EBRT | 11<br>EBTH | 12<br>EBLT | TOTAL              |
| 400-415       | 5         | 199       | 1         | 0         | 0         | 0         | 0         | 262       | 25        | 24         | 0          | 10         | 526                |
| 415-430       | 7         | 214       | 0         | 0         | 0         | 0         | 0         | 249       | 31        | 17         | 0          | 12         | 530                |
| 430-445       | 6         | 194       | 0         | 0         | 0         | 0         | 0         | 264       | 35        | 29         | 0          | 13         | 541                |
| 445-500       | 7         | 220       | 0         | 0         | 0         | 0         | 0         | 280       | 38        | 33         | 0          | 21         | 599                |
| 500-515       | 9         | 197       | 0         | 0         | 0         | 0         | 0         | 288       | 42        | 28         | 0          | 13         | 577                |
| 515-530       | 5         | 212       | 0         | 0         | 0         | 0         | 0         | 314       | 58        | 22         | 0          | 26         | 637                |
| 530-545       | 7         | 187       | 0         | 0         | 0         | 0         | 0         | 288       | 53        | 25         | 0          | 17         | 577                |
| 545-600       | 7         | 185       | 0         | 0         | 0         | 0         | 0         | 299       | 49        | 25         | 0          | 21         | 586                |
| HOUR TOTALS   |           |           |           |           |           |           |           |           |           |            |            |            |                    |
| TIME          | 1<br>SBRT | 2<br>SBTH | 3<br>SBLT | 4<br>WBRT | 5<br>WBTH | 6<br>WBLT | 7<br>NBRT | 8<br>NBTH | 9<br>NBLT | 10<br>EBRT | 11<br>EBTH | 12<br>EBLT | TOTAL              |
| 400-500       | 25        | 827       | 1         | 0         | 0         | 0         | 0         | 1055      | 129       | 103        | 0          | 56         | 2196               |
| 415-515       | 29        | 825       | 0         | 0         | 0         | 0         | 0         | 1081      | 146       | 107        | 0          | 59         | 2247               |
| 430-530       | 27        | 823       | 0         | 0         | 0         | 0         | 0         | 1146      | 173       | 112        | 0          | 73         | 2354               |
| 445-545       | 28        | 816       | 0         | 0         | 0         | 0         | 0         | 1170      | 191       | 108        | 0          | 77         | 2390               |
| 500-600       | 28        | 781       | 0         | 0         | 0         | 0         | 0         | 1189      | 202       | 100        | 0          | 77         | 2377               |



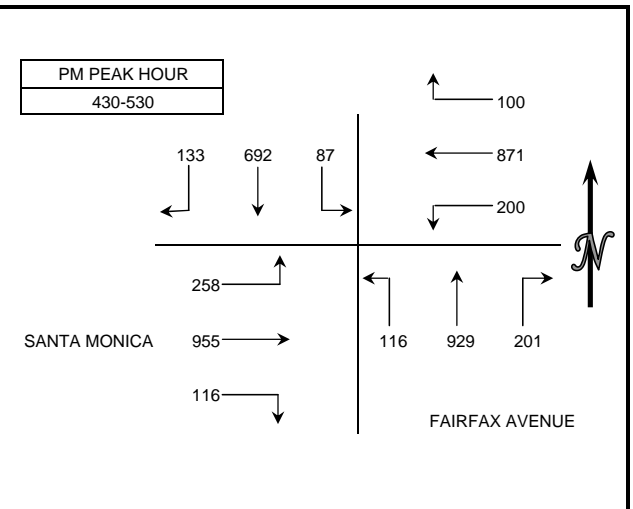
## INTERSECTION TURNING MOVEMENT COUNT SUMMARY

CLIENT: FEHR AND PEERS  
 PROJECT: WESTSIDE EXTENSION TRANSIT CORRIDOR COUNT PROGRAM  
 DATE: THURSDAY APRIL 30, 2009  
 PERIODS: 7:00 AM TO 9:00 AM AND 4:00 PM TO 6:00 PM  
 INTERSECTION: N/S FAIRFAX AVENUE  
 E/W SANTA MONICA BOULEVARD  
 CITY: HOLLYWOOD

| 15 MIN COUNTS |           |           |           |           |           |           |           |           |           |            |            |            | 7:00 AM TO 9:00 AM |
|---------------|-----------|-----------|-----------|-----------|-----------|-----------|-----------|-----------|-----------|------------|------------|------------|--------------------|
| PERIOD        | 1<br>SBRT | 2<br>SBTH | 3<br>SBLT | 4<br>WBRT | 5<br>WBTH | 6<br>WBLT | 7<br>NBRT | 8<br>NBTH | 9<br>NBLT | 10<br>EBRT | 11<br>EBTH | 12<br>EBLT | TOTAL              |
| 700-715       | 21        | 143       | 4         | 3         | 242       | 36        | 6         | 84        | 10        | 7          | 74         | 12         | 642                |
| 715-730       | 18        | 161       | 8         | 7         | 275       | 32        | 8         | 76        | 23        | 13         | 91         | 16         | 728                |
| 730-745       | 22        | 194       | 8         | 15        | 292       | 44        | 19        | 99        | 30        | 15         | 99         | 27         | 864                |
| 745-800       | 38        | 209       | 17        | 6         | 254       | 38        | 11        | 125       | 26        | 17         | 115        | 33         | 889                |
| 800-815       | 29        | 221       | 19        | 9         | 283       | 40        | 13        | 160       | 28        | 15         | 128        | 46         | 991                |
| 815-830       | 30        | 203       | 23        | 20        | 300       | 47        | 16        | 146       | 31        | 24         | 167        | 35         | 1042               |
| 830-845       | 30        | 209       | 17        | 14        | 287       | 47        | 18        | 156       | 24        | 18         | 183        | 38         | 1041               |
| 845-900       | 25        | 185       | 18        | 17        | 265       | 53        | 16        | 147       | 23        | 21         | 148        | 26         | 944                |
| HOUR TOTALS   |           |           |           |           |           |           |           |           |           |            |            |            |                    |
| TIME          | 1<br>SBRT | 2<br>SBTH | 3<br>SBLT | 4<br>WBRT | 5<br>WBTH | 6<br>WBLT | 7<br>NBRT | 8<br>NBTH | 9<br>NBLT | 10<br>EBRT | 11<br>EBTH | 12<br>EBLT | TOTAL              |
| 700-800       | 99        | 707       | 37        | 31        | 1063      | 150       | 44        | 384       | 89        | 52         | 379        | 88         | 3123               |
| 715-815       | 107       | 785       | 52        | 37        | 1104      | 154       | 51        | 460       | 107       | 60         | 433        | 122        | 3472               |
| 730-830       | 119       | 827       | 67        | 50        | 1129      | 169       | 59        | 530       | 115       | 71         | 509        | 141        | 3786               |
| 745-845       | 127       | 842       | 76        | 49        | 1124      | 172       | 58        | 587       | 109       | 74         | 593        | 152        | 3963               |
| 800-900       | 114       | 818       | 77        | 60        | 1135      | 187       | 63        | 609       | 106       | 78         | 626        | 145        | 4018               |



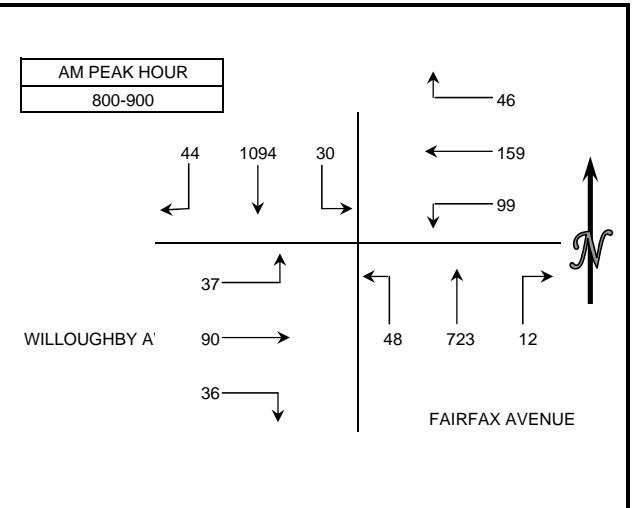
| 15 MIN COUNTS |           |           |           |           |           |           |           |           |           |            |            |            | 4:00 PM TO 6:00 PM |
|---------------|-----------|-----------|-----------|-----------|-----------|-----------|-----------|-----------|-----------|------------|------------|------------|--------------------|
| PERIOD        | 1<br>SBRT | 2<br>SBTH | 3<br>SBLT | 4<br>WBRT | 5<br>WBTH | 6<br>WBLT | 7<br>NBRT | 8<br>NBTH | 9<br>NBLT | 10<br>EBRT | 11<br>EBTH | 12<br>EBLT | TOTAL              |
| 400-415       | 27        | 168       | 27        | 21        | 224       | 33        | 55        | 245       | 32        | 27         | 235        | 54         | 1148               |
| 415-430       | 28        | 171       | 30        | 22        | 200       | 39        | 54        | 210       | 31        | 14         | 207        | 43         | 1049               |
| 430-445       | 39        | 175       | 23        | 27        | 246       | 43        | 44        | 254       | 31        | 33         | 242        | 64         | 1221               |
| 445-500       | 33        | 171       | 22        | 17        | 215       | 42        | 51        | 227       | 28        | 22         | 239        | 47         | 1114               |
| 500-515       | 35        | 151       | 17        | 26        | 197       | 67        | 54        | 245       | 34        | 30         | 215        | 66         | 1137               |
| 515-530       | 26        | 195       | 25        | 30        | 213       | 48        | 52        | 203       | 23        | 31         | 259        | 81         | 1186               |
| 530-545       | 21        | 192       | 21        | 22        | 228       | 31        | 67        | 219       | 31        | 26         | 227        | 61         | 1146               |
| 545-600       | 33        | 148       | 24        | 24        | 201       | 31        | 46        | 220       | 27        | 30         | 246        | 54         | 1084               |
| HOUR TOTALS   |           |           |           |           |           |           |           |           |           |            |            |            |                    |
| TIME          | 1<br>SBRT | 2<br>SBTH | 3<br>SBLT | 4<br>WBRT | 5<br>WBTH | 6<br>WBLT | 7<br>NBRT | 8<br>NBTH | 9<br>NBLT | 10<br>EBRT | 11<br>EBTH | 12<br>EBLT | TOTAL              |
| 400-500       | 127       | 685       | 102       | 87        | 885       | 157       | 204       | 936       | 122       | 96         | 923        | 208        | 4532               |
| 415-515       | 135       | 668       | 92        | 92        | 858       | 191       | 203       | 936       | 124       | 99         | 903        | 220        | 4521               |
| 430-530       | 133       | 692       | 87        | 100       | 871       | 200       | 201       | 929       | 116       | 116        | 955        | 258        | 4658               |
| 445-545       | 115       | 709       | 85        | 95        | 853       | 188       | 224       | 894       | 116       | 109        | 940        | 255        | 4583               |
| 500-600       | 115       | 686       | 87        | 102       | 839       | 177       | 219       | 887       | 115       | 117        | 947        | 262        | 4553               |



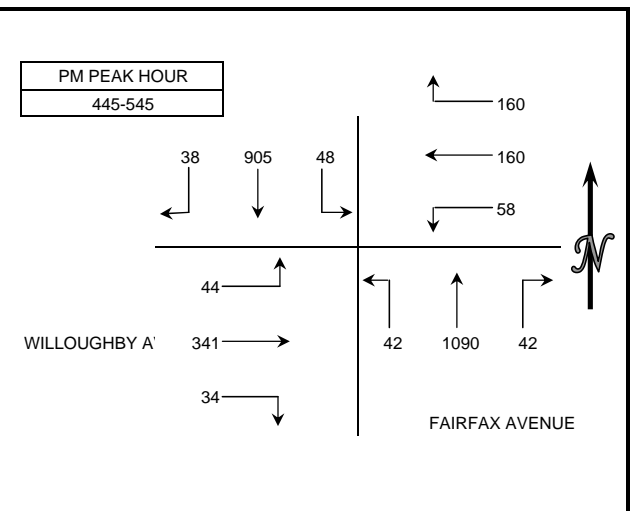
## INTERSECTION TURNING MOVEMENT COUNT SUMMARY

CLIENT: FEHR AND PEERS  
 PROJECT: WESTSIDE EXTENSION TRANSIT CORRIDOR COUNT PROGRAM  
 DATE: TUESDAY APRIL 28, 2009  
 PERIODS: 7:00 AM TO 9:00 AM AND 4:00 PM TO 6:00 PM  
 INTERSECTION: N/S FAIRFAX AVENUE  
 E/W WILLOUGHBY AVENUE  
 CITY: HOLLYWOOD

| 15 MIN COUNTS      |           |           |           |           |           |           |           |           |           |            |            |            |       |
|--------------------|-----------|-----------|-----------|-----------|-----------|-----------|-----------|-----------|-----------|------------|------------|------------|-------|
| 7:00 AM TO 9:00 AM |           |           |           |           |           |           |           |           |           |            |            |            |       |
| PERIOD             | 1<br>SBRT | 2<br>SBTH | 3<br>SBLT | 4<br>WBRT | 5<br>WBTH | 6<br>WBLT | 7<br>NBRT | 8<br>NBTH | 9<br>NBLT | 10<br>EBRT | 11<br>EBTH | 12<br>EBLT | TOTAL |
| 700-715            | 3         | 131       | 2         | 7         | 6         | 8         | 6         | 100       | 14        | 3          | 4          | 3          | 287   |
| 715-730            | 8         | 194       | 0         | 3         | 14        | 19        | 3         | 95        | 8         | 4          | 4          | 2          | 354   |
| 730-745            | 10        | 217       | 1         | 5         | 20        | 33        | 6         | 140       | 9         | 8          | 9          | 2          | 460   |
| 745-800            | 10        | 261       | 4         | 9         | 37        | 19        | 3         | 190       | 16        | 7          | 15         | 5          | 576   |
| 800-815            | 11        | 256       | 8         | 15        | 46        | 27        | 2         | 176       | 22        | 8          | 21         | 12         | 604   |
| 815-830            | 6         | 268       | 8         | 14        | 33        | 29        | 3         | 164       | 16        | 12         | 26         | 11         | 590   |
| 830-845            | 15        | 280       | 8         | 11        | 44        | 22        | 4         | 200       | 6         | 8          | 21         | 5          | 624   |
| 845-900            | 12        | 290       | 6         | 6         | 36        | 21        | 3         | 183       | 4         | 8          | 22         | 9          | 600   |
| HOUR TOTALS        |           |           |           |           |           |           |           |           |           |            |            |            |       |
| TIME               | 1<br>SBRT | 2<br>SBTH | 3<br>SBLT | 4<br>WBRT | 5<br>WBTH | 6<br>WBLT | 7<br>NBRT | 8<br>NBTH | 9<br>NBLT | 10<br>EBRT | 11<br>EBTH | 12<br>EBLT | TOTAL |
| 700-800            | 31        | 803       | 7         | 24        | 77        | 79        | 18        | 525       | 47        | 22         | 32         | 12         | 1677  |
| 715-815            | 39        | 928       | 13        | 32        | 117       | 98        | 14        | 601       | 55        | 27         | 49         | 21         | 1994  |
| 730-830            | 37        | 1002      | 21        | 43        | 136       | 108       | 14        | 670       | 63        | 35         | 71         | 30         | 2230  |
| 745-845            | 42        | 1065      | 28        | 49        | 160       | 97        | 12        | 730       | 60        | 35         | 83         | 33         | 2394  |
| 800-900            | 44        | 1094      | 30        | 46        | 159       | 99        | 12        | 723       | 48        | 36         | 90         | 37         | 2418  |



| 15 MIN COUNTS      |           |           |           |           |           |           |           |           |           |            |            |            |       |
|--------------------|-----------|-----------|-----------|-----------|-----------|-----------|-----------|-----------|-----------|------------|------------|------------|-------|
| 4:00 PM TO 6:00 PM |           |           |           |           |           |           |           |           |           |            |            |            |       |
| PERIOD             | 1<br>SBRT | 2<br>SBTH | 3<br>SBLT | 4<br>WBRT | 5<br>WBTH | 6<br>WBLT | 7<br>NBRT | 8<br>NBTH | 9<br>NBLT | 10<br>EBRT | 11<br>EBTH | 12<br>EBLT | TOTAL |
| 400-415            | 7         | 225       | 10        | 51        | 51        | 13        | 14        | 230       | 28        | 11         | 50         | 8          | 698   |
| 415-430            | 4         | 241       | 16        | 30        | 30        | 14        | 5         | 249       | 12        | 7          | 62         | 8          | 678   |
| 430-445            | 8         | 251       | 17        | 46        | 46        | 18        | 10        | 270       | 24        | 8          | 75         | 7          | 780   |
| 445-500            | 10        | 223       | 11        | 44        | 44        | 10        | 12        | 277       | 15        | 4          | 71         | 9          | 730   |
| 500-515            | 8         | 226       | 11        | 32        | 32        | 12        | 5         | 280       | 10        | 7          | 96         | 11         | 730   |
| 515-530            | 9         | 226       | 11        | 48        | 48        | 20        | 9         | 248       | 7         | 6          | 70         | 11         | 713   |
| 530-545            | 11        | 230       | 15        | 36        | 36        | 16        | 16        | 285       | 10        | 17         | 104        | 13         | 789   |
| 545-600            | 13        | 216       | 5         | 28        | 28        | 16        | 1         | 296       | 7         | 15         | 84         | 7          | 716   |
| HOUR TOTALS        |           |           |           |           |           |           |           |           |           |            |            |            |       |
| TIME               | 1<br>SBRT | 2<br>SBTH | 3<br>SBLT | 4<br>WBRT | 5<br>WBTH | 6<br>WBLT | 7<br>NBRT | 8<br>NBTH | 9<br>NBLT | 10<br>EBRT | 11<br>EBTH | 12<br>EBLT | TOTAL |
| 400-500            | 29        | 940       | 54        | 171       | 171       | 55        | 41        | 1026      | 79        | 30         | 258        | 32         | 2886  |
| 415-515            | 30        | 941       | 55        | 152       | 152       | 54        | 32        | 1076      | 61        | 26         | 304        | 35         | 2918  |
| 430-530            | 35        | 926       | 50        | 170       | 170       | 60        | 36        | 1075      | 56        | 25         | 312        | 38         | 2953  |
| 445-545            | 38        | 905       | 48        | 160       | 160       | 58        | 42        | 1090      | 42        | 34         | 341        | 44         | 2962  |
| 500-600            | 41        | 898       | 42        | 144       | 144       | 64        | 31        | 1109      | 34        | 45         | 354        | 42         | 2948  |

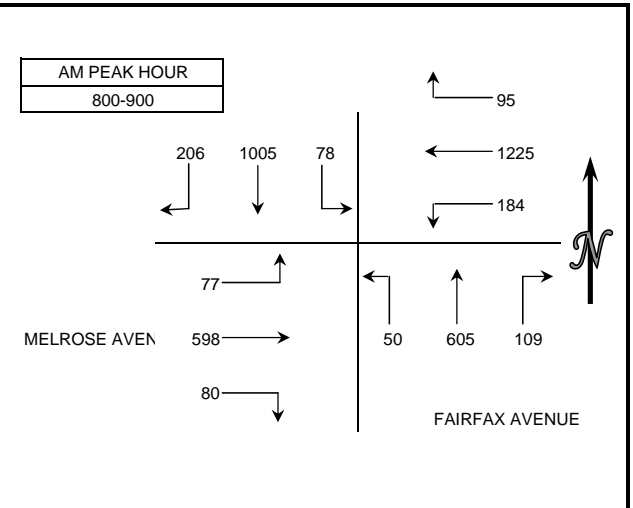




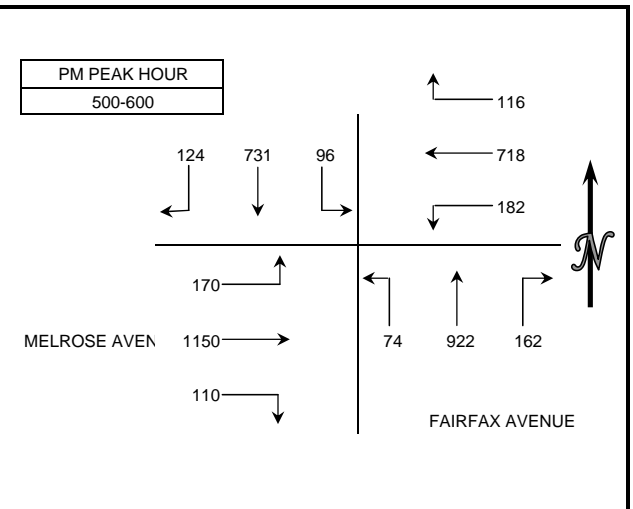
## INTERSECTION TURNING MOVEMENT COUNT SUMMARY

CLIENT: FEHR AND PEERS  
 PROJECT: WESTSIDE EXTENSION TRANSIT CORRIDOR COUNT PROGRAM  
 DATE: WEDNESDAY MAY 20, 2009  
 PERIODS: 7:00 AM TO 9:00 AM AND 4:00 PM TO 6:00 PM  
 INTERSECTION: N/S FAIRFAX AVENUE  
 E/W MELROSE AVENUE  
 CITY: HOLLYWOOD

| 15 MIN COUNTS      |           |           |           |           |           |           |           |           |           |            |            |            |       |
|--------------------|-----------|-----------|-----------|-----------|-----------|-----------|-----------|-----------|-----------|------------|------------|------------|-------|
| 7:00 AM TO 9:00 AM |           |           |           |           |           |           |           |           |           |            |            |            |       |
| PERIOD             | 1<br>SBRT | 2<br>SBTH | 3<br>SBLT | 4<br>WBRT | 5<br>WBTH | 6<br>WBLT | 7<br>NBRT | 8<br>NBTH | 9<br>NBLT | 10<br>EBRT | 11<br>EBTH | 12<br>EBLT | TOTAL |
| 700-715            | 19        | 129       | 11        | 18        | 167       | 29        | 16        | 79        | 6         | 16         | 69         | 6          | 565   |
| 715-730            | 28        | 195       | 14        | 22        | 209       | 38        | 16        | 110       | 8         | 16         | 101        | 12         | 769   |
| 730-745            | 35        | 215       | 20        | 22        | 215       | 32        | 30        | 124       | 15        | 10         | 117        | 12         | 847   |
| 745-800            | 37        | 218       | 25        | 37        | 249       | 51        | 58        | 143       | 21        | 16         | 131        | 18         | 1004  |
| 800-815            | 55        | 221       | 19        | 30        | 309       | 46        | 37        | 153       | 12        | 16         | 121        | 25         | 1044  |
| 815-830            | 50        | 257       | 17        | 28        | 283       | 43        | 26        | 146       | 14        | 17         | 142        | 19         | 1042  |
| 830-845            | 56        | 257       | 17        | 21        | 338       | 51        | 19        | 142       | 11        | 23         | 153        | 15         | 1103  |
| 845-900            | 45        | 270       | 25        | 16        | 295       | 44        | 27        | 164       | 13        | 24         | 182        | 18         | 1123  |
| HOUR TOTALS        |           |           |           |           |           |           |           |           |           |            |            |            |       |
| TIME               | 1<br>SBRT | 2<br>SBTH | 3<br>SBLT | 4<br>WBRT | 5<br>WBTH | 6<br>WBLT | 7<br>NBRT | 8<br>NBTH | 9<br>NBLT | 10<br>EBRT | 11<br>EBTH | 12<br>EBLT | TOTAL |
| 700-800            | 119       | 757       | 70        | 99        | 840       | 150       | 120       | 456       | 50        | 58         | 418        | 48         | 3185  |
| 715-815            | 155       | 849       | 78        | 111       | 982       | 167       | 141       | 530       | 56        | 58         | 470        | 67         | 3664  |
| 730-830            | 177       | 911       | 81        | 117       | 1056      | 172       | 151       | 566       | 62        | 59         | 511        | 74         | 3937  |
| 745-845            | 198       | 953       | 78        | 116       | 1179      | 191       | 140       | 584       | 58        | 72         | 547        | 77         | 4193  |
| 800-900            | 206       | 1005      | 78        | 95        | 1225      | 184       | 109       | 605       | 50        | 80         | 598        | 77         | 4312  |



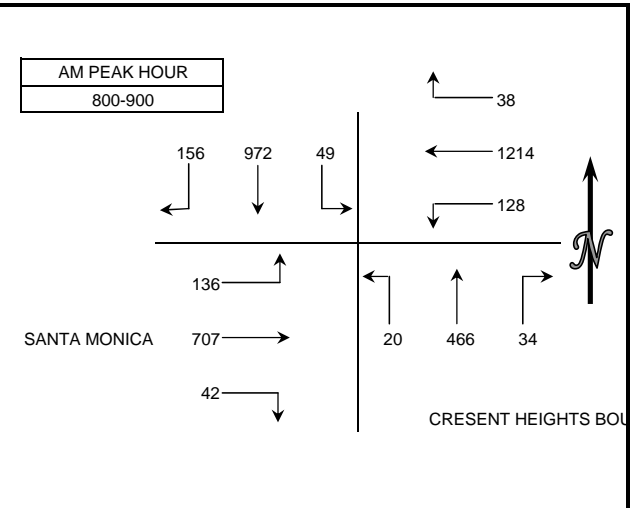
| 15 MIN COUNTS      |           |           |           |           |           |           |           |           |           |            |            |            |       |
|--------------------|-----------|-----------|-----------|-----------|-----------|-----------|-----------|-----------|-----------|------------|------------|------------|-------|
| 4:00 PM TO 6:00 PM |           |           |           |           |           |           |           |           |           |            |            |            |       |
| PERIOD             | 1<br>SBRT | 2<br>SBTH | 3<br>SBLT | 4<br>WBRT | 5<br>WBTH | 6<br>WBLT | 7<br>NBRT | 8<br>NBTH | 9<br>NBLT | 10<br>EBRT | 11<br>EBTH | 12<br>EBLT | TOTAL |
| 400-415            | 30        | 171       | 25        | 31        | 170       | 39        | 43        | 216       | 18        | 28         | 241        | 28         | 1040  |
| 415-430            | 34        | 167       | 24        | 35        | 189       | 60        | 50        | 236       | 15        | 27         | 235        | 36         | 1108  |
| 430-445            | 29        | 201       | 26        | 28        | 147       | 39        | 38        | 232       | 20        | 28         | 266        | 38         | 1092  |
| 445-500            | 26        | 188       | 21        | 41        | 169       | 45        | 50        | 236       | 16        | 27         | 256        | 28         | 1103  |
| 500-515            | 32        | 179       | 29        | 30        | 157       | 35        | 39        | 214       | 11        | 33         | 292        | 37         | 1088  |
| 515-530            | 32        | 184       | 23        | 32        | 177       | 48        | 45        | 245       | 19        | 23         | 276        | 37         | 1141  |
| 530-545            | 26        | 205       | 22        | 23        | 188       | 41        | 51        | 219       | 18        | 33         | 295        | 44         | 1165  |
| 545-600            | 34        | 163       | 22        | 31        | 196       | 58        | 27        | 244       | 26        | 21         | 287        | 52         | 1161  |
| HOUR TOTALS        |           |           |           |           |           |           |           |           |           |            |            |            |       |
| TIME               | 1<br>SBRT | 2<br>SBTH | 3<br>SBLT | 4<br>WBRT | 5<br>WBTH | 6<br>WBLT | 7<br>NBRT | 8<br>NBTH | 9<br>NBLT | 10<br>EBRT | 11<br>EBTH | 12<br>EBLT | TOTAL |
| 400-500            | 119       | 727       | 96        | 135       | 675       | 183       | 181       | 920       | 69        | 110        | 998        | 130        | 4343  |
| 415-515            | 121       | 735       | 100       | 134       | 662       | 179       | 177       | 918       | 62        | 115        | 1049       | 139        | 4391  |
| 430-530            | 119       | 752       | 99        | 131       | 650       | 167       | 172       | 927       | 66        | 111        | 1090       | 140        | 4424  |
| 445-545            | 116       | 756       | 95        | 126       | 691       | 169       | 185       | 914       | 64        | 116        | 1119       | 146        | 4497  |
| 500-600            | 124       | 731       | 96        | 116       | 718       | 182       | 162       | 922       | 74        | 110        | 1150       | 170        | 4555  |



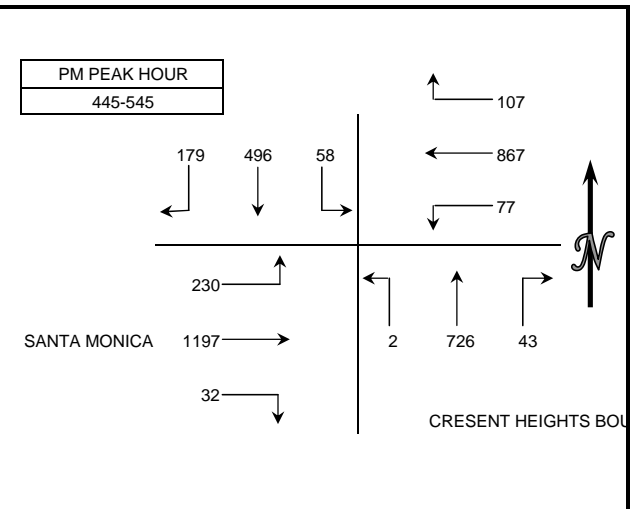
## INTERSECTION TURNING MOVEMENT COUNT SUMMARY

CLIENT: FEHR AND PEERS  
 PROJECT: WESTSIDE EXTENSION TRANSIT CORRIDOR COUNT PROGRAM  
 DATE: WEDNESDAY APRIL 29, 2009  
 PERIODS: 7:00 AM TO 9:00 AM AND 4:00 PM TO 6:00 PM  
 INTERSECTION: N/S CRESENT HEIGHTS BOULEVARD  
 E/W SANTA MONICA BOULEVARD  
 CITY: HOLLYWOOD

| 15 MIN COUNTS |           |           |           |           |           |           |           |           |           |            |            |            |       | 7:00 AM TO 9:00 AM |  |  |  |  |  |  |  |  |  |  |  |  |  |
|---------------|-----------|-----------|-----------|-----------|-----------|-----------|-----------|-----------|-----------|------------|------------|------------|-------|--------------------|--|--|--|--|--|--|--|--|--|--|--|--|--|
| PERIOD        | 1<br>SBRT | 2<br>SBTH | 3<br>SBLT | 4<br>WBRT | 5<br>WBTH | 6<br>WBLT | 7<br>NBRT | 8<br>NBTH | 9<br>NBLT | 10<br>EBRT | 11<br>EBTH | 12<br>EBLT | TOTAL |                    |  |  |  |  |  |  |  |  |  |  |  |  |  |
| 700-715       | 20        | 125       | 12        | 8         | 247       | 11        | 7         | 40        | 2         | 2          | 110        | 16         | 600   |                    |  |  |  |  |  |  |  |  |  |  |  |  |  |
| 715-730       | 31        | 193       | 11        | 6         | 297       | 20        | 3         | 65        | 7         | 3          | 119        | 19         | 774   |                    |  |  |  |  |  |  |  |  |  |  |  |  |  |
| 730-745       | 31        | 210       | 13        | 10        | 311       | 16        | 6         | 88        | 6         | 5          | 125        | 26         | 847   |                    |  |  |  |  |  |  |  |  |  |  |  |  |  |
| 745-800       | 20        | 228       | 10        | 14        | 318       | 19        | 4         | 107       | 10        | 10         | 139        | 26         | 905   |                    |  |  |  |  |  |  |  |  |  |  |  |  |  |
| 800-815       | 30        | 233       | 13        | 12        | 315       | 29        | 5         | 127       | 8         | 12         | 167        | 33         | 984   |                    |  |  |  |  |  |  |  |  |  |  |  |  |  |
| 815-830       | 52        | 254       | 10        | 10        | 329       | 27        | 10        | 117       | 5         | 6          | 170        | 32         | 1022  |                    |  |  |  |  |  |  |  |  |  |  |  |  |  |
| 830-845       | 33        | 244       | 14        | 10        | 321       | 35        | 12        | 100       | 4         | 10         | 196        | 40         | 1019  |                    |  |  |  |  |  |  |  |  |  |  |  |  |  |
| 845-900       | 41        | 241       | 12        | 6         | 249       | 37        | 7         | 122       | 3         | 14         | 174        | 31         | 937   |                    |  |  |  |  |  |  |  |  |  |  |  |  |  |
| HOUR TOTALS   |           |           |           |           |           |           |           |           |           |            |            |            |       |                    |  |  |  |  |  |  |  |  |  |  |  |  |  |
| TIME          | 1<br>SBRT | 2<br>SBTH | 3<br>SBLT | 4<br>WBRT | 5<br>WBTH | 6<br>WBLT | 7<br>NBRT | 8<br>NBTH | 9<br>NBLT | 10<br>EBRT | 11<br>EBTH | 12<br>EBLT | TOTAL |                    |  |  |  |  |  |  |  |  |  |  |  |  |  |
| 700-800       | 102       | 756       | 46        | 38        | 1173      | 66        | 20        | 300       | 25        | 20         | 493        | 87         | 3126  |                    |  |  |  |  |  |  |  |  |  |  |  |  |  |
| 715-815       | 112       | 864       | 47        | 42        | 1241      | 84        | 18        | 387       | 31        | 30         | 550        | 104        | 3510  |                    |  |  |  |  |  |  |  |  |  |  |  |  |  |
| 730-830       | 133       | 925       | 46        | 46        | 1273      | 91        | 25        | 439       | 29        | 33         | 601        | 117        | 3758  |                    |  |  |  |  |  |  |  |  |  |  |  |  |  |
| 745-845       | 135       | 959       | 47        | 46        | 1283      | 110       | 31        | 451       | 27        | 38         | 672        | 131        | 3930  |                    |  |  |  |  |  |  |  |  |  |  |  |  |  |
| 800-900       | 156       | 972       | 49        | 38        | 1214      | 128       | 34        | 466       | 20        | 42         | 707        | 136        | 3962  |                    |  |  |  |  |  |  |  |  |  |  |  |  |  |



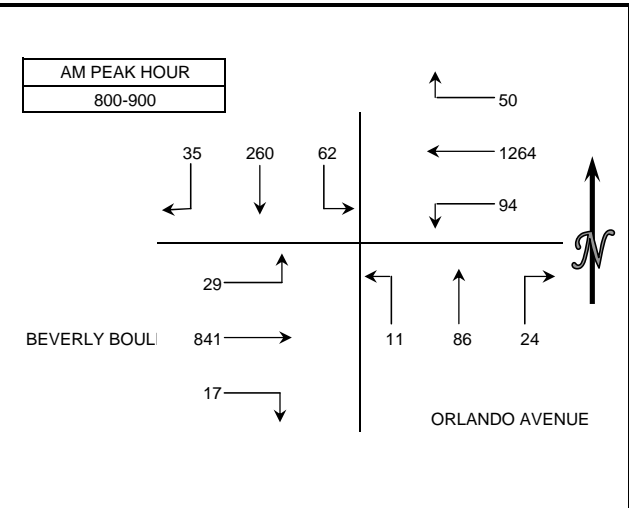
| 15 MIN COUNTS |           |           |           |           |           |           |           |           |           |            |            |            |       | 4:00 PM TO 6:00 PM |  |  |  |  |  |  |  |  |  |  |  |  |  |
|---------------|-----------|-----------|-----------|-----------|-----------|-----------|-----------|-----------|-----------|------------|------------|------------|-------|--------------------|--|--|--|--|--|--|--|--|--|--|--|--|--|
| PERIOD        | 1<br>SBRT | 2<br>SBTH | 3<br>SBLT | 4<br>WBRT | 5<br>WBTH | 6<br>WBLT | 7<br>NBRT | 8<br>NBTH | 9<br>NBLT | 10<br>EBRT | 11<br>EBTH | 12<br>EBLT | TOTAL |                    |  |  |  |  |  |  |  |  |  |  |  |  |  |
| 400-415       | 41        | 124       | 18        | 19        | 178       | 20        | 18        | 192       | 6         | 9          | 321        | 61         | 1007  |                    |  |  |  |  |  |  |  |  |  |  |  |  |  |
| 415-430       | 54        | 122       | 12        | 24        | 231       | 28        | 11        | 154       | 2         | 16         | 287        | 48         | 989   |                    |  |  |  |  |  |  |  |  |  |  |  |  |  |
| 430-445       | 41        | 101       | 18        | 29        | 199       | 19        | 12        | 193       | 0         | 11         | 284        | 47         | 954   |                    |  |  |  |  |  |  |  |  |  |  |  |  |  |
| 445-500       | 50        | 127       | 18        | 28        | 202       | 17        | 8         | 191       | 0         | 12         | 279        | 67         | 999   |                    |  |  |  |  |  |  |  |  |  |  |  |  |  |
| 500-515       | 45        | 131       | 19        | 24        | 235       | 27        | 12        | 194       | 1         | 6          | 295        | 56         | 1045  |                    |  |  |  |  |  |  |  |  |  |  |  |  |  |
| 515-530       | 40        | 117       | 10        | 25        | 200       | 11        | 16        | 164       | 1         | 7          | 306        | 61         | 958   |                    |  |  |  |  |  |  |  |  |  |  |  |  |  |
| 530-545       | 44        | 121       | 11        | 30        | 230       | 22        | 7         | 177       | 0         | 7          | 317        | 46         | 1012  |                    |  |  |  |  |  |  |  |  |  |  |  |  |  |
| 545-600       | 34        | 134       | 9         | 22        | 228       | 16        | 7         | 190       | 1         | 6          | 284        | 42         | 973   |                    |  |  |  |  |  |  |  |  |  |  |  |  |  |
| HOUR TOTALS   |           |           |           |           |           |           |           |           |           |            |            |            |       |                    |  |  |  |  |  |  |  |  |  |  |  |  |  |
| TIME          | 1<br>SBRT | 2<br>SBTH | 3<br>SBLT | 4<br>WBRT | 5<br>WBTH | 6<br>WBLT | 7<br>NBRT | 8<br>NBTH | 9<br>NBLT | 10<br>EBRT | 11<br>EBTH | 12<br>EBLT | TOTAL |                    |  |  |  |  |  |  |  |  |  |  |  |  |  |
| 400-500       | 186       | 474       | 66        | 100       | 810       | 84        | 49        | 730       | 8         | 48         | 1171       | 223        | 3949  |                    |  |  |  |  |  |  |  |  |  |  |  |  |  |
| 415-515       | 190       | 481       | 67        | 105       | 867       | 91        | 43        | 732       | 3         | 45         | 1145       | 218        | 3987  |                    |  |  |  |  |  |  |  |  |  |  |  |  |  |
| 430-530       | 176       | 476       | 65        | 106       | 836       | 74        | 48        | 742       | 2         | 36         | 1164       | 231        | 3956  |                    |  |  |  |  |  |  |  |  |  |  |  |  |  |
| 445-545       | 179       | 496       | 58        | 107       | 867       | 77        | 43        | 726       | 2         | 32         | 1197       | 230        | 4014  |                    |  |  |  |  |  |  |  |  |  |  |  |  |  |
| 500-600       | 163       | 503       | 49        | 101       | 893       | 76        | 42        | 725       | 3         | 26         | 1202       | 205        | 3988  |                    |  |  |  |  |  |  |  |  |  |  |  |  |  |



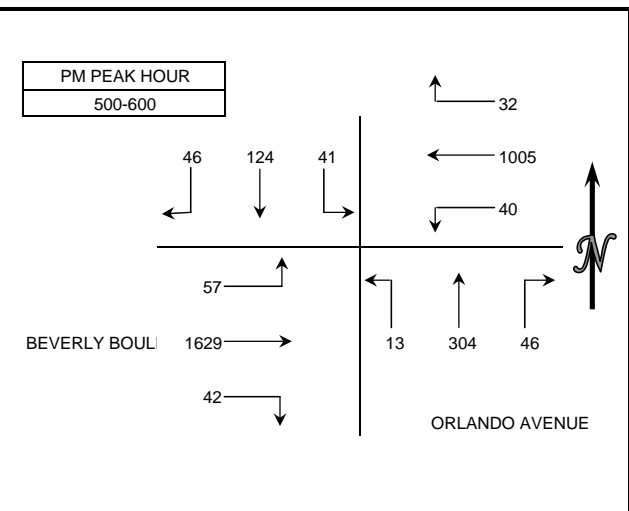
## INTERSECTION TURNING MOVEMENT COUNT SUMMARY

CLIENT: FEHR AND PEERS  
 PROJECT: WESTSIDE EXTENSION TRANSIT CORRIDOR COUNT PROGRAM  
 DATE: WEDNESDAY MAY 20, 2009  
 PERIODS: 7:00 AM TO 9:00 AM AND 4:00 PM TO 6:00 PM  
 INTERSECTION: N/S ORLANDO AVENUE  
 E/W BEVERLY BOULEVARD  
 CITY: LOS ANGELES

| 15 MIN COUNTS |           |           |           |           |           |           |           |           |           |            |            |            |       | 7:00 AM TO 9:00 AM |  |  |  |  |  |  |  |  |  |  |  |  |  |
|---------------|-----------|-----------|-----------|-----------|-----------|-----------|-----------|-----------|-----------|------------|------------|------------|-------|--------------------|--|--|--|--|--|--|--|--|--|--|--|--|--|
| PERIOD        | 1<br>SBRT | 2<br>SBTH | 3<br>SBLT | 4<br>WBRT | 5<br>WBTH | 6<br>WBLT | 7<br>NBRT | 8<br>NBTH | 9<br>NBLT | 10<br>EBRT | 11<br>EBTH | 12<br>EBLT | TOTAL |                    |  |  |  |  |  |  |  |  |  |  |  |  |  |
| 700-715       | 8         | 8         | 9         | 2         | 247       | 8         | 6         | 9         | 4         | 2          | 95         | 1          | 399   |                    |  |  |  |  |  |  |  |  |  |  |  |  |  |
| 715-730       | 5         | 22        | 2         | 4         | 266       | 7         | 1         | 8         | 2         | 4          | 125        | 1          | 447   |                    |  |  |  |  |  |  |  |  |  |  |  |  |  |
| 730-745       | 14        | 30        | 7         | 5         | 305       | 16        | 5         | 15        | 2         | 3          | 176        | 2          | 580   |                    |  |  |  |  |  |  |  |  |  |  |  |  |  |
| 745-800       | 8         | 41        | 12        | 9         | 318       | 18        | 10        | 21        | 7         | 3          | 209        | 4          | 660   |                    |  |  |  |  |  |  |  |  |  |  |  |  |  |
| 800-815       | 8         | 53        | 14        | 14        | 347       | 23        | 4         | 18        | 4         | 3          | 186        | 4          | 678   |                    |  |  |  |  |  |  |  |  |  |  |  |  |  |
| 815-830       | 6         | 80        | 18        | 10        | 318       | 21        | 4         | 12        | 0         | 4          | 206        | 4          | 683   |                    |  |  |  |  |  |  |  |  |  |  |  |  |  |
| 830-845       | 12        | 63        | 13        | 14        | 306       | 25        | 7         | 23        | 2         | 6          | 218        | 6          | 695   |                    |  |  |  |  |  |  |  |  |  |  |  |  |  |
| 845-900       | 9         | 64        | 17        | 12        | 293       | 25        | 9         | 33        | 5         | 4          | 231        | 15         | 717   |                    |  |  |  |  |  |  |  |  |  |  |  |  |  |
| HOUR TOTALS   |           |           |           |           |           |           |           |           |           |            |            |            |       |                    |  |  |  |  |  |  |  |  |  |  |  |  |  |
| TIME          | 1<br>SBRT | 2<br>SBTH | 3<br>SBLT | 4<br>WBRT | 5<br>WBTH | 6<br>WBLT | 7<br>NBRT | 8<br>NBTH | 9<br>NBLT | 10<br>EBRT | 11<br>EBTH | 12<br>EBLT | TOTAL |                    |  |  |  |  |  |  |  |  |  |  |  |  |  |
| 700-800       | 35        | 101       | 30        | 20        | 1136      | 49        | 22        | 53        | 15        | 12         | 605        | 8          | 2086  |                    |  |  |  |  |  |  |  |  |  |  |  |  |  |
| 715-815       | 35        | 146       | 35        | 32        | 1236      | 64        | 20        | 62        | 15        | 13         | 696        | 11         | 2365  |                    |  |  |  |  |  |  |  |  |  |  |  |  |  |
| 730-830       | 36        | 204       | 51        | 38        | 1288      | 78        | 23        | 66        | 13        | 13         | 777        | 14         | 2601  |                    |  |  |  |  |  |  |  |  |  |  |  |  |  |
| 745-845       | 34        | 237       | 57        | 47        | 1289      | 87        | 25        | 74        | 13        | 16         | 819        | 18         | 2716  |                    |  |  |  |  |  |  |  |  |  |  |  |  |  |
| 800-900       | 35        | 260       | 62        | 50        | 1264      | 94        | 24        | 86        | 11        | 17         | 841        | 29         | 2773  |                    |  |  |  |  |  |  |  |  |  |  |  |  |  |



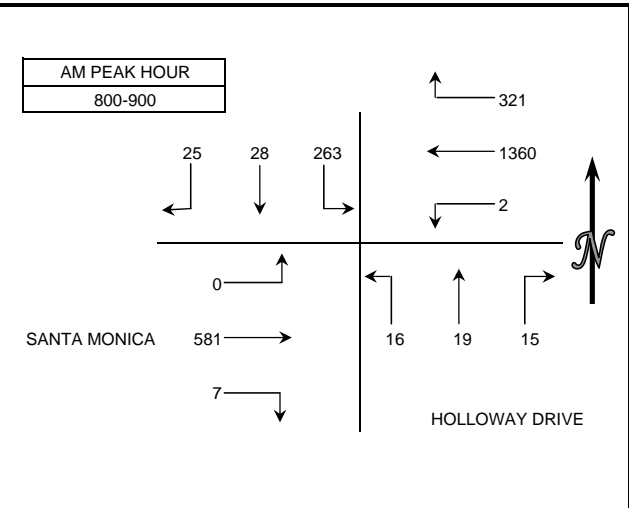
| 15 MIN COUNTS |           |           |           |           |           |           |           |           |           |            |            |            |       | 4:00 PM TO 6:00 PM |  |  |  |  |  |  |  |  |  |  |  |  |  |
|---------------|-----------|-----------|-----------|-----------|-----------|-----------|-----------|-----------|-----------|------------|------------|------------|-------|--------------------|--|--|--|--|--|--|--|--|--|--|--|--|--|
| PERIOD        | 1<br>SBRT | 2<br>SBTH | 3<br>SBLT | 4<br>WBRT | 5<br>WBTH | 6<br>WBLT | 7<br>NBRT | 8<br>NBTH | 9<br>NBLT | 10<br>EBRT | 11<br>EBTH | 12<br>EBLT | TOTAL |                    |  |  |  |  |  |  |  |  |  |  |  |  |  |
| 400-415       | 12        | 45        | 14        | 5         | 224       | 13        | 11        | 60        | 10        | 10         | 369        | 5          | 778   |                    |  |  |  |  |  |  |  |  |  |  |  |  |  |
| 415-430       | 8         | 32        | 16        | 12        | 241       | 9         | 9         | 40        | 0         | 7          | 357        | 11         | 742   |                    |  |  |  |  |  |  |  |  |  |  |  |  |  |
| 430-445       | 13        | 39        | 13        | 5         | 252       | 10        | 11        | 53        | 4         | 4          | 392        | 12         | 808   |                    |  |  |  |  |  |  |  |  |  |  |  |  |  |
| 445-500       | 8         | 32        | 9         | 5         | 272       | 18        | 12        | 63        | 5         | 9          | 377        | 18         | 828   |                    |  |  |  |  |  |  |  |  |  |  |  |  |  |
| 500-515       | 10        | 28        | 12        | 9         | 247       | 13        | 8         | 64        | 5         | 11         | 416        | 9          | 832   |                    |  |  |  |  |  |  |  |  |  |  |  |  |  |
| 515-530       | 8         | 32        | 5         | 7         | 245       | 10        | 11        | 92        | 5         | 17         | 381        | 10         | 823   |                    |  |  |  |  |  |  |  |  |  |  |  |  |  |
| 530-545       | 18        | 40        | 15        | 6         | 253       | 6         | 15        | 67        | 2         | 8          | 434        | 20         | 884   |                    |  |  |  |  |  |  |  |  |  |  |  |  |  |
| 545-600       | 10        | 24        | 9         | 10        | 260       | 11        | 12        | 81        | 1         | 6          | 398        | 18         | 840   |                    |  |  |  |  |  |  |  |  |  |  |  |  |  |
| HOUR TOTALS   |           |           |           |           |           |           |           |           |           |            |            |            |       |                    |  |  |  |  |  |  |  |  |  |  |  |  |  |
| TIME          | 1<br>SBRT | 2<br>SBTH | 3<br>SBLT | 4<br>WBRT | 5<br>WBTH | 6<br>WBLT | 7<br>NBRT | 8<br>NBTH | 9<br>NBLT | 10<br>EBRT | 11<br>EBTH | 12<br>EBLT | TOTAL |                    |  |  |  |  |  |  |  |  |  |  |  |  |  |
| 400-500       | 41        | 148       | 52        | 27        | 989       | 50        | 43        | 216       | 19        | 30         | 1495       | 46         | 3156  |                    |  |  |  |  |  |  |  |  |  |  |  |  |  |
| 415-515       | 39        | 131       | 50        | 31        | 1012      | 50        | 40        | 220       | 14        | 31         | 1542       | 50         | 3210  |                    |  |  |  |  |  |  |  |  |  |  |  |  |  |
| 430-530       | 39        | 131       | 39        | 26        | 1016      | 51        | 42        | 272       | 19        | 41         | 1566       | 49         | 3291  |                    |  |  |  |  |  |  |  |  |  |  |  |  |  |
| 445-545       | 44        | 132       | 41        | 27        | 1017      | 47        | 46        | 286       | 17        | 45         | 1608       | 57         | 3367  |                    |  |  |  |  |  |  |  |  |  |  |  |  |  |
| 500-600       | 46        | 124       | 41        | 32        | 1005      | 40        | 46        | 304       | 13        | 42         | 1629       | 57         | 3379  |                    |  |  |  |  |  |  |  |  |  |  |  |  |  |



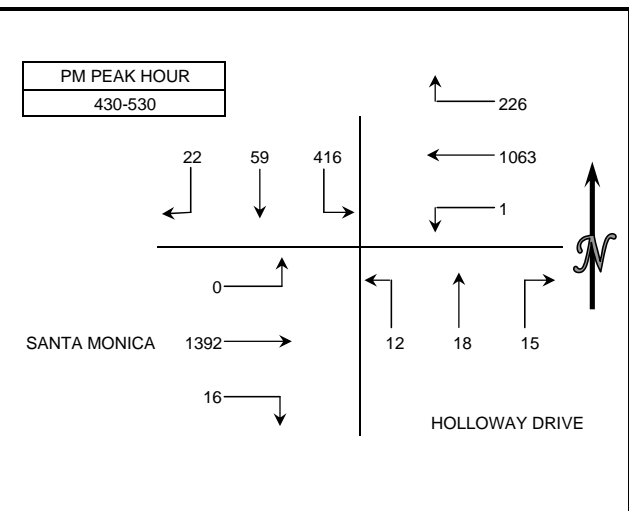
## INTERSECTION TURNING MOVEMENT COUNT SUMMARY

CLIENT: FEHR AND PEERS  
 PROJECT: WESTSIDE EXTENSION TRANSIT CORRIDOR COUNT PROGRAM  
 DATE: TUESDAY APRIL 28, 2009  
 PERIODS: 7:00 AM TO 9:00 AM AND 4:00 PM TO 6:00 PM  
 INTERSECTION: N/S HOLLOWAY DRIVE  
 E/W SANTA MONICA BOULEVARD  
 CITY: WEST HOLLYWOOD

| 15 MIN COUNTS |           |           |           |           |           |           |           |           |           |            |            |            | 7:00 AM TO 9:00 AM |
|---------------|-----------|-----------|-----------|-----------|-----------|-----------|-----------|-----------|-----------|------------|------------|------------|--------------------|
| PERIOD        | 1<br>SBRT | 2<br>SBTH | 3<br>SBLT | 4<br>WBRT | 5<br>WBTH | 6<br>WBLT | 7<br>NBRT | 8<br>NBTH | 9<br>NBLT | 10<br>EBRT | 11<br>EBTH | 12<br>EBLT | TOTAL              |
| 700-715       | 1         | 3         | 34        | 39        | 239       | 0         | 3         | 2         | 2         | 1          | 68         | 0          | 392                |
| 715-730       | 0         | 0         | 29        | 43        | 320       | 0         | 6         | 2         | 0         | 0          | 105        | 0          | 505                |
| 730-745       | 2         | 3         | 44        | 68        | 316       | 0         | 3         | 2         | 2         | 0          | 116        | 0          | 556                |
| 745-800       | 4         | 0         | 65        | 60        | 341       | 0         | 4         | 3         | 1         | 1          | 109        | 0          | 588                |
| 800-815       | 6         | 5         | 62        | 64        | 340       | 0         | 4         | 6         | 4         | 2          | 133        | 0          | 626                |
| 815-830       | 3         | 1         | 76        | 73        | 338       | 1         | 6         | 4         | 5         | 2          | 113        | 0          | 622                |
| 830-845       | 8         | 9         | 58        | 87        | 361       | 1         | 2         | 1         | 2         | 1          | 169        | 0          | 699                |
| 845-900       | 8         | 13        | 67        | 97        | 321       | 0         | 3         | 8         | 5         | 2          | 166        | 0          | 690                |
| HOUR TOTALS   |           |           |           |           |           |           |           |           |           |            |            |            |                    |
| TIME          | 1<br>SBRT | 2<br>SBTH | 3<br>SBLT | 4<br>WBRT | 5<br>WBTH | 6<br>WBLT | 7<br>NBRT | 8<br>NBTH | 9<br>NBLT | 10<br>EBRT | 11<br>EBTH | 12<br>EBLT | TOTAL              |
| 700-800       | 7         | 6         | 172       | 210       | 1216      | 0         | 16        | 9         | 5         | 2          | 398        | 0          | 2041               |
| 715-815       | 12        | 8         | 200       | 235       | 1317      | 0         | 17        | 13        | 7         | 3          | 463        | 0          | 2275               |
| 730-830       | 15        | 9         | 247       | 265       | 1335      | 1         | 17        | 15        | 12        | 5          | 471        | 0          | 2392               |
| 745-845       | 21        | 15        | 261       | 284       | 1380      | 2         | 16        | 14        | 12        | 6          | 524        | 0          | 2535               |
| 800-900       | 25        | 28        | 263       | 321       | 1360      | 2         | 15        | 19        | 16        | 7          | 581        | 0          | 2637               |



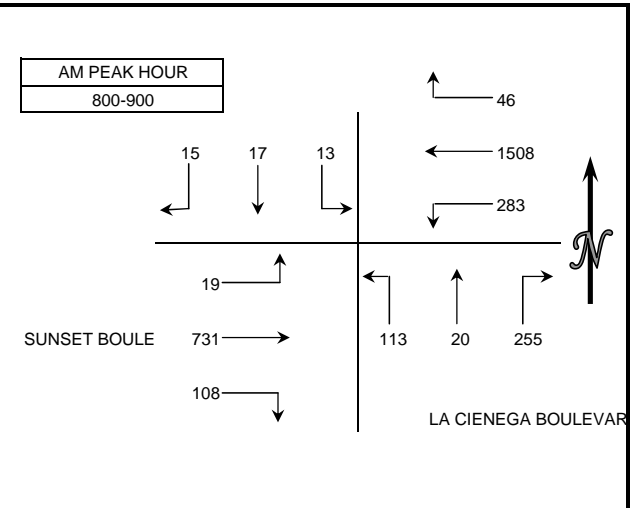
| 15 MIN COUNTS |           |           |           |           |           |           |           |           |           |            |            |            | 4:00 PM TO 6:00 PM |
|---------------|-----------|-----------|-----------|-----------|-----------|-----------|-----------|-----------|-----------|------------|------------|------------|--------------------|
| PERIOD        | 1<br>SBRT | 2<br>SBTH | 3<br>SBLT | 4<br>WBRT | 5<br>WBTH | 6<br>WBLT | 7<br>NBRT | 8<br>NBTH | 9<br>NBLT | 10<br>EBRT | 11<br>EBTH | 12<br>EBLT | TOTAL              |
| 400-415       | 3         | 12        | 94        | 51        | 254       | 0         | 10        | 2         | 3         | 2          | 316        | 0          | 747                |
| 415-430       | 8         | 16        | 103       | 59        | 251       | 0         | 8         | 2         | 2         | 5          | 341        | 0          | 795                |
| 430-445       | 8         | 13        | 102       | 57        | 279       | 0         | 5         | 4         | 3         | 3          | 332        | 0          | 806                |
| 445-500       | 2         | 16        | 115       | 48        | 289       | 0         | 2         | 8         | 3         | 5          | 351        | 0          | 839                |
| 500-515       | 5         | 16        | 109       | 58        | 244       | 0         | 3         | 2         | 1         | 2          | 346        | 0          | 786                |
| 515-530       | 7         | 14        | 90        | 63        | 251       | 1         | 5         | 4         | 5         | 6          | 363        | 0          | 809                |
| 530-545       | 1         | 20        | 104       | 56        | 276       | 0         | 4         | 8         | 5         | 4          | 326        | 0          | 804                |
| 545-600       | 6         | 22        | 88        | 58        | 257       | 0         | 5         | 10        | 2         | 4          | 348        | 0          | 800                |
| HOUR TOTALS   |           |           |           |           |           |           |           |           |           |            |            |            |                    |
| TIME          | 1<br>SBRT | 2<br>SBTH | 3<br>SBLT | 4<br>WBRT | 5<br>WBTH | 6<br>WBLT | 7<br>NBRT | 8<br>NBTH | 9<br>NBLT | 10<br>EBRT | 11<br>EBTH | 12<br>EBLT | TOTAL              |
| 400-500       | 21        | 57        | 414       | 215       | 1073      | 0         | 25        | 16        | 11        | 15         | 1340       | 0          | 3187               |
| 415-515       | 23        | 61        | 429       | 222       | 1063      | 0         | 18        | 16        | 9         | 15         | 1370       | 0          | 3226               |
| 430-530       | 22        | 59        | 416       | 226       | 1063      | 1         | 15        | 18        | 12        | 16         | 1392       | 0          | 3240               |
| 445-545       | 15        | 66        | 418       | 225       | 1060      | 1         | 14        | 22        | 14        | 17         | 1386       | 0          | 3238               |
| 500-600       | 19        | 72        | 391       | 235       | 1028      | 1         | 17        | 24        | 13        | 16         | 1383       | 0          | 3199               |



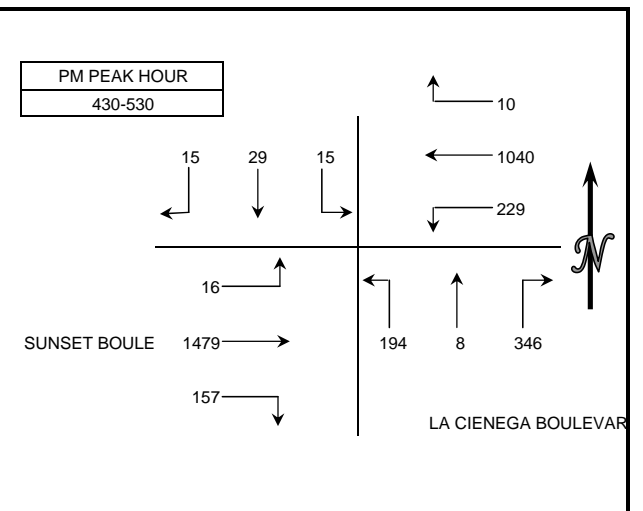
## INTERSECTION TURNING MOVEMENT COUNT SUMMARY

CLIENT: FEHR AND PEERS  
 PROJECT: WESTSIDE EXTENSION TRANSIT CORRIDOR COUNT PROGRAM  
 DATE: WEDNESDAY MAY 13, 2009  
 PERIODS: 7:00 AM TO 9:00 AM AND 4:00 PM TO 6:00 PM  
 INTERSECTION: N/S LA CIENEGA BOULEVARD  
 E/W SUNSET BOULEVARD  
 CITY: WEST HOLLYWOOD

| 15 MIN COUNTS |        |        |        |        |        |        |        |        |        |         |         |         |       | 7:00 AM TO 9:00 AM |  |  |  |  |  |  |  |  |  |  |  |  |  |
|---------------|--------|--------|--------|--------|--------|--------|--------|--------|--------|---------|---------|---------|-------|--------------------|--|--|--|--|--|--|--|--|--|--|--|--|--|
| PERIOD        | 1 SBRT | 2 SBTH | 3 SBLT | 4 WBRT | 5 WBTH | 6 WBLT | 7 NBRT | 8 NBTH | 9 NBLT | 10 EBRT | 11 EBTH | 12 EBLT | TOTAL |                    |  |  |  |  |  |  |  |  |  |  |  |  |  |
| 700-715       | 2      | 1      | 1      | 3      | 345    | 44     | 36     | 7      | 18     | 10      | 90      | 3       | 560   |                    |  |  |  |  |  |  |  |  |  |  |  |  |  |
| 715-730       | 7      | 2      | 2      | 2      | 374    | 89     | 46     | 6      | 20     | 22      | 113     | 2       | 685   |                    |  |  |  |  |  |  |  |  |  |  |  |  |  |
| 730-745       | 3      | 5      | 1      | 1      | 392    | 77     | 51     | 0      | 37     | 27      | 139     | 3       | 736   |                    |  |  |  |  |  |  |  |  |  |  |  |  |  |
| 745-800       | 6      | 2      | 2      | 13     | 350    | 83     | 61     | 1      | 30     | 19      | 115     | 4       | 686   |                    |  |  |  |  |  |  |  |  |  |  |  |  |  |
| 800-815       | 6      | 4      | 2      | 7      | 405    | 62     | 76     | 6      | 24     | 31      | 158     | 6       | 787   |                    |  |  |  |  |  |  |  |  |  |  |  |  |  |
| 815-830       | 2      | 2      | 2      | 11     | 366    | 74     | 58     | 7      | 31     | 23      | 173     | 3       | 752   |                    |  |  |  |  |  |  |  |  |  |  |  |  |  |
| 830-845       | 3      | 4      | 4      | 19     | 386    | 60     | 66     | 4      | 35     | 28      | 206     | 8       | 823   |                    |  |  |  |  |  |  |  |  |  |  |  |  |  |
| 845-900       | 4      | 7      | 5      | 9      | 351    | 87     | 55     | 3      | 23     | 26      | 194     | 2       | 766   |                    |  |  |  |  |  |  |  |  |  |  |  |  |  |
| HOOR TOTALS   |        |        |        |        |        |        |        |        |        |         |         |         |       |                    |  |  |  |  |  |  |  |  |  |  |  |  |  |
| TIME          | 1 SBRT | 2 SBTH | 3 SBLT | 4 WBRT | 5 WBTH | 6 WBLT | 7 NBRT | 8 NBTH | 9 NBLT | 10 EBRT | 11 EBTH | 12 EBLT | TOTAL |                    |  |  |  |  |  |  |  |  |  |  |  |  |  |
| 700-800       | 18     | 10     | 6      | 19     | 1461   | 293    | 194    | 14     | 105    | 78      | 457     | 12      | 2667  |                    |  |  |  |  |  |  |  |  |  |  |  |  |  |
| 715-815       | 22     | 13     | 7      | 23     | 1521   | 311    | 234    | 13     | 111    | 99      | 525     | 15      | 2894  |                    |  |  |  |  |  |  |  |  |  |  |  |  |  |
| 730-830       | 17     | 13     | 7      | 32     | 1513   | 296    | 246    | 14     | 122    | 100     | 585     | 16      | 2961  |                    |  |  |  |  |  |  |  |  |  |  |  |  |  |
| 745-845       | 17     | 12     | 10     | 50     | 1507   | 279    | 261    | 18     | 120    | 101     | 652     | 21      | 3048  |                    |  |  |  |  |  |  |  |  |  |  |  |  |  |
| 800-900       | 15     | 17     | 13     | 46     | 1508   | 283    | 255    | 20     | 113    | 108     | 731     | 19      | 3128  |                    |  |  |  |  |  |  |  |  |  |  |  |  |  |



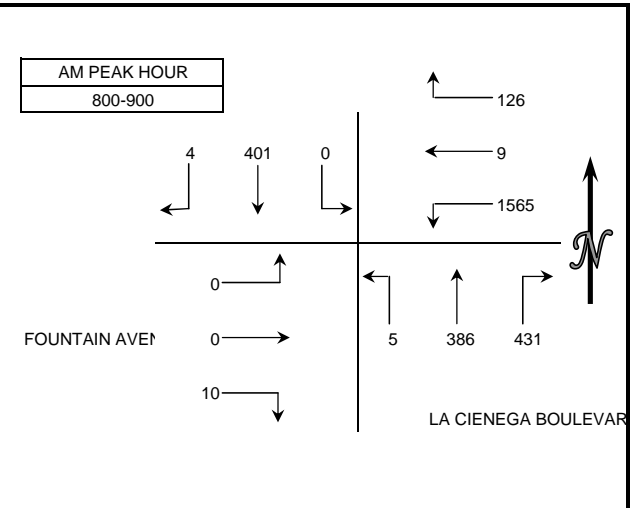
| 15 MIN COUNTS |        |        |        |        |        |        |        |        |        |         |         |         |       | 4:00 PM TO 6:00 PM |  |  |  |  |  |  |  |  |  |  |  |  |  |
|---------------|--------|--------|--------|--------|--------|--------|--------|--------|--------|---------|---------|---------|-------|--------------------|--|--|--|--|--|--|--|--|--|--|--|--|--|
| PERIOD        | 1 SBRT | 2 SBTH | 3 SBLT | 4 WBRT | 5 WBTH | 6 WBLT | 7 NBRT | 8 NBTH | 9 NBLT | 10 EBRT | 11 EBTH | 12 EBLT | TOTAL |                    |  |  |  |  |  |  |  |  |  |  |  |  |  |
| 400-415       | 3      | 4      | 6      | 3      | 228    | 35     | 79     | 7      | 41     | 36      | 293     | 5       | 740   |                    |  |  |  |  |  |  |  |  |  |  |  |  |  |
| 415-430       | 10     | 9      | 4      | 2      | 274    | 43     | 97     | 4      | 31     | 46      | 343     | 9       | 872   |                    |  |  |  |  |  |  |  |  |  |  |  |  |  |
| 430-445       | 1      | 5      | 5      | 4      | 258    | 47     | 86     | 2      | 36     | 42      | 358     | 3       | 847   |                    |  |  |  |  |  |  |  |  |  |  |  |  |  |
| 445-500       | 8      | 9      | 4      | 2      | 283    | 68     | 78     | 4      | 51     | 41      | 387     | 7       | 942   |                    |  |  |  |  |  |  |  |  |  |  |  |  |  |
| 500-515       | 4      | 6      | 3      | 4      | 263    | 50     | 83     | 0      | 63     | 38      | 353     | 2       | 869   |                    |  |  |  |  |  |  |  |  |  |  |  |  |  |
| 515-530       | 2      | 9      | 3      | 0      | 236    | 64     | 99     | 2      | 44     | 36      | 381     | 4       | 880   |                    |  |  |  |  |  |  |  |  |  |  |  |  |  |
| 530-545       | 3      | 7      | 6      | 0      | 256    | 40     | 80     | 7      | 32     | 44      | 325     | 2       | 802   |                    |  |  |  |  |  |  |  |  |  |  |  |  |  |
| 545-600       | 1      | 3      | 6      | 1      | 246    | 24     | 72     | 1      | 49     | 30      | 359     | 4       | 796   |                    |  |  |  |  |  |  |  |  |  |  |  |  |  |
| HOOR TOTALS   |        |        |        |        |        |        |        |        |        |         |         |         |       |                    |  |  |  |  |  |  |  |  |  |  |  |  |  |
| TIME          | 1 SBRT | 2 SBTH | 3 SBLT | 4 WBRT | 5 WBTH | 6 WBLT | 7 NBRT | 8 NBTH | 9 NBLT | 10 EBRT | 11 EBTH | 12 EBLT | TOTAL |                    |  |  |  |  |  |  |  |  |  |  |  |  |  |
| 400-500       | 22     | 27     | 19     | 11     | 1043   | 193    | 340    | 17     | 159    | 165     | 1381    | 24      | 3401  |                    |  |  |  |  |  |  |  |  |  |  |  |  |  |
| 415-515       | 23     | 29     | 16     | 12     | 1078   | 208    | 344    | 10     | 181    | 167     | 1441    | 21      | 3530  |                    |  |  |  |  |  |  |  |  |  |  |  |  |  |
| 430-530       | 15     | 29     | 15     | 10     | 1040   | 229    | 346    | 8      | 194    | 157     | 1479    | 16      | 3538  |                    |  |  |  |  |  |  |  |  |  |  |  |  |  |
| 445-545       | 17     | 31     | 16     | 6      | 1038   | 222    | 340    | 13     | 190    | 159     | 1446    | 15      | 3493  |                    |  |  |  |  |  |  |  |  |  |  |  |  |  |
| 500-600       | 10     | 25     | 18     | 5      | 1001   | 178    | 334    | 10     | 188    | 148     | 1418    | 12      | 3347  |                    |  |  |  |  |  |  |  |  |  |  |  |  |  |



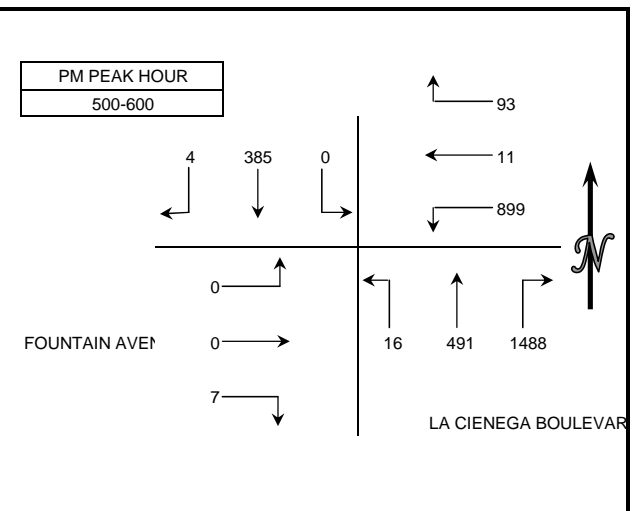
## INTERSECTION TURNING MOVEMENT COUNT SUMMARY

CLIENT: FEHR AND PEERS  
 PROJECT: WESTSIDE EXTENSION TRANSIT CORRIDOR COUNT PROGRAM  
 DATE: WEDNESDAY MAY 13, 2009  
 PERIODS: 7:00 AM TO 9:00 AM AND 4:00 PM TO 6:00 PM  
 INTERSECTION: N/S LA CIENEGA BOULEVARD  
 E/W FOUNTAIN AVENUE  
 CITY: WEST HOLLYWOOD

| 15 MIN COUNTS |           |           |           |           |           |           |           |           |           |            |            |            |       | 7:00 AM TO 9:00 AM |  |  |  |  |  |  |  |  |  |  |  |  |  |
|---------------|-----------|-----------|-----------|-----------|-----------|-----------|-----------|-----------|-----------|------------|------------|------------|-------|--------------------|--|--|--|--|--|--|--|--|--|--|--|--|--|
| PERIOD        | 1<br>SBRT | 2<br>SBTH | 3<br>SBLT | 4<br>WBRT | 5<br>WBTH | 6<br>WBLT | 7<br>NBRT | 8<br>NBTH | 9<br>NBLT | 10<br>EBRT | 11<br>EBTH | 12<br>EBLT | TOTAL |                    |  |  |  |  |  |  |  |  |  |  |  |  |  |
| 700-715       | 1         | 58        | 0         | 11        | 3         | 254       | 28        | 40        | 0         | 2          | 0          | 0          | 397   |                    |  |  |  |  |  |  |  |  |  |  |  |  |  |
| 715-730       | 1         | 79        | 0         | 16        | 0         | 294       | 48        | 41        | 0         | 0          | 0          | 0          | 479   |                    |  |  |  |  |  |  |  |  |  |  |  |  |  |
| 730-745       | 1         | 83        | 0         | 12        | 0         | 337       | 91        | 62        | 0         | 3          | 0          | 0          | 589   |                    |  |  |  |  |  |  |  |  |  |  |  |  |  |
| 745-800       | 0         | 99        | 0         | 13        | 2         | 388       | 85        | 82        | 0         | 3          | 0          | 0          | 672   |                    |  |  |  |  |  |  |  |  |  |  |  |  |  |
| 800-815       | 1         | 101       | 0         | 18        | 1         | 408       | 101       | 78        | 0         | 4          | 0          | 0          | 712   |                    |  |  |  |  |  |  |  |  |  |  |  |  |  |
| 815-830       | 0         | 115       | 0         | 15        | 3         | 391       | 85        | 111       | 0         | 2          | 0          | 0          | 722   |                    |  |  |  |  |  |  |  |  |  |  |  |  |  |
| 830-845       | 2         | 88        | 0         | 50        | 2         | 412       | 115       | 78        | 3         | 3          | 0          | 0          | 753   |                    |  |  |  |  |  |  |  |  |  |  |  |  |  |
| 845-900       | 1         | 97        | 0         | 43        | 3         | 354       | 130       | 119       | 2         | 1          | 0          | 0          | 750   |                    |  |  |  |  |  |  |  |  |  |  |  |  |  |
| HOUR TOTALS   |           |           |           |           |           |           |           |           |           |            |            |            |       |                    |  |  |  |  |  |  |  |  |  |  |  |  |  |
| TIME          | 1<br>SBRT | 2<br>SBTH | 3<br>SBLT | 4<br>WBRT | 5<br>WBTH | 6<br>WBLT | 7<br>NBRT | 8<br>NBTH | 9<br>NBLT | 10<br>EBRT | 11<br>EBTH | 12<br>EBLT | TOTAL |                    |  |  |  |  |  |  |  |  |  |  |  |  |  |
| 700-800       | 3         | 319       | 0         | 52        | 5         | 1273      | 252       | 225       | 0         | 8          | 0          | 0          | 2137  |                    |  |  |  |  |  |  |  |  |  |  |  |  |  |
| 715-815       | 3         | 362       | 0         | 59        | 3         | 1427      | 325       | 263       | 0         | 10         | 0          | 0          | 2452  |                    |  |  |  |  |  |  |  |  |  |  |  |  |  |
| 730-830       | 2         | 398       | 0         | 58        | 6         | 1524      | 362       | 333       | 0         | 12         | 0          | 0          | 2695  |                    |  |  |  |  |  |  |  |  |  |  |  |  |  |
| 745-845       | 3         | 403       | 0         | 96        | 8         | 1599      | 386       | 349       | 3         | 12         | 0          | 0          | 2859  |                    |  |  |  |  |  |  |  |  |  |  |  |  |  |
| 800-900       | 4         | 401       | 0         | 126       | 9         | 1565      | 431       | 386       | 5         | 10         | 0          | 0          | 2937  |                    |  |  |  |  |  |  |  |  |  |  |  |  |  |



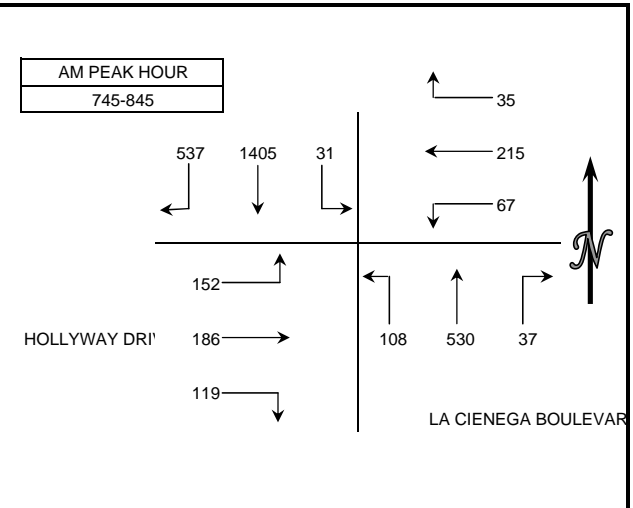
| 15 MIN COUNTS |           |           |           |           |           |           |           |           |           |            |            |            |       | 4:00 PM TO 6:00 PM |  |  |  |  |  |  |  |  |  |  |  |  |  |
|---------------|-----------|-----------|-----------|-----------|-----------|-----------|-----------|-----------|-----------|------------|------------|------------|-------|--------------------|--|--|--|--|--|--|--|--|--|--|--|--|--|
| PERIOD        | 1<br>SBRT | 2<br>SBTH | 3<br>SBLT | 4<br>WBRT | 5<br>WBTH | 6<br>WBLT | 7<br>NBRT | 8<br>NBTH | 9<br>NBLT | 10<br>EBRT | 11<br>EBTH | 12<br>EBLT | TOTAL |                    |  |  |  |  |  |  |  |  |  |  |  |  |  |
| 400-415       | 0         | 122       | 0         | 20        | 5         | 225       | 340       | 158       | 6         | 8          | 0          | 0          | 884   |                    |  |  |  |  |  |  |  |  |  |  |  |  |  |
| 415-430       | 0         | 98        | 0         | 18        | 8         | 191       | 294       | 142       | 0         | 3          | 0          | 0          | 754   |                    |  |  |  |  |  |  |  |  |  |  |  |  |  |
| 430-445       | 2         | 108       | 0         | 19        | 4         | 225       | 304       | 126       | 3         | 1          | 0          | 0          | 792   |                    |  |  |  |  |  |  |  |  |  |  |  |  |  |
| 445-500       | 1         | 96        | 0         | 31        | 8         | 178       | 324       | 113       | 1         | 2          | 0          | 0          | 754   |                    |  |  |  |  |  |  |  |  |  |  |  |  |  |
| 500-515       | 1         | 103       | 0         | 30        | 3         | 163       | 335       | 124       | 8         | 1          | 0          | 0          | 768   |                    |  |  |  |  |  |  |  |  |  |  |  |  |  |
| 515-530       | 1         | 93        | 0         | 22        | 5         | 200       | 372       | 98        | 1         | 2          | 0          | 0          | 794   |                    |  |  |  |  |  |  |  |  |  |  |  |  |  |
| 530-545       | 1         | 105       | 0         | 13        | 0         | 217       | 385       | 140       | 4         | 2          | 0          | 0          | 867   |                    |  |  |  |  |  |  |  |  |  |  |  |  |  |
| 545-600       | 1         | 84        | 0         | 28        | 3         | 319       | 396       | 129       | 3         | 2          | 0          | 0          | 965   |                    |  |  |  |  |  |  |  |  |  |  |  |  |  |
| HOUR TOTALS   |           |           |           |           |           |           |           |           |           |            |            |            |       |                    |  |  |  |  |  |  |  |  |  |  |  |  |  |
| TIME          | 1<br>SBRT | 2<br>SBTH | 3<br>SBLT | 4<br>WBRT | 5<br>WBTH | 6<br>WBLT | 7<br>NBRT | 8<br>NBTH | 9<br>NBLT | 10<br>EBRT | 11<br>EBTH | 12<br>EBLT | TOTAL |                    |  |  |  |  |  |  |  |  |  |  |  |  |  |
| 400-500       | 3         | 424       | 0         | 88        | 25        | 819       | 1262      | 539       | 10        | 14         | 0          | 0          | 3184  |                    |  |  |  |  |  |  |  |  |  |  |  |  |  |
| 415-515       | 4         | 405       | 0         | 98        | 23        | 757       | 1257      | 505       | 12        | 7          | 0          | 0          | 3068  |                    |  |  |  |  |  |  |  |  |  |  |  |  |  |
| 430-530       | 5         | 400       | 0         | 102       | 20        | 766       | 1335      | 461       | 13        | 6          | 0          | 0          | 3108  |                    |  |  |  |  |  |  |  |  |  |  |  |  |  |
| 445-545       | 4         | 397       | 0         | 96        | 16        | 758       | 1416      | 475       | 14        | 7          | 0          | 0          | 3183  |                    |  |  |  |  |  |  |  |  |  |  |  |  |  |
| 500-600       | 4         | 385       | 0         | 93        | 11        | 899       | 1488      | 491       | 16        | 7          | 0          | 0          | 3394  |                    |  |  |  |  |  |  |  |  |  |  |  |  |  |



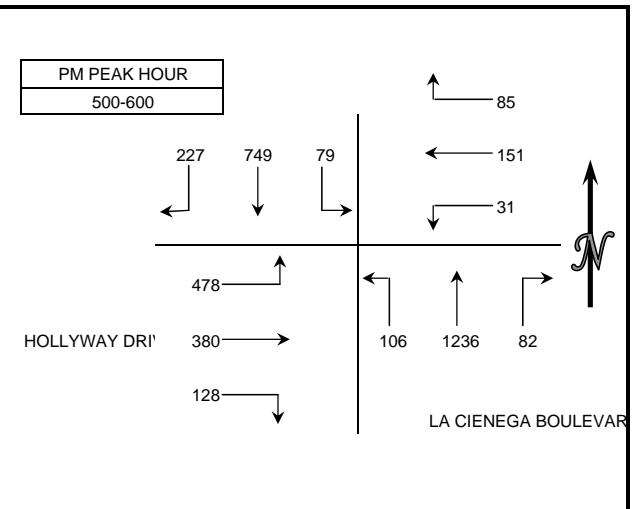
## INTERSECTION TURNING MOVEMENT COUNT SUMMARY

CLIENT: FEHR AND PEERS  
 PROJECT: WESTSIDE EXTENSION TRANSIT CORRIDOR COUNT PROGRAM  
 DATE: THURSDAY APRIL 30, 2009  
 PERIODS: 7:00 AM TO 9:00 AM AND 4:00 PM TO 6:00 PM  
 INTERSECTION: N/S LA CIENEGA BOULEVARD  
 E/W HOLLYWAY DRIVE  
 CITY: WEST HOLLYWOOD

| 15 MIN COUNTS |           |           |           |           |           |           |           |           |           |            |            |            |       | 7:00 AM TO 9:00 AM |  |  |  |  |  |  |  |  |  |  |  |  |  |
|---------------|-----------|-----------|-----------|-----------|-----------|-----------|-----------|-----------|-----------|------------|------------|------------|-------|--------------------|--|--|--|--|--|--|--|--|--|--|--|--|--|
| PERIOD        | 1<br>SBRT | 2<br>SBTH | 3<br>SBLT | 4<br>WBRT | 5<br>WBTH | 6<br>WBLT | 7<br>NBRT | 8<br>NBTH | 9<br>NBLT | 10<br>EBRT | 11<br>EBTH | 12<br>EBLT | TOTAL |                    |  |  |  |  |  |  |  |  |  |  |  |  |  |
| 700-715       | 90        | 253       | 9         | 3         | 29        | 6         | 9         | 68        | 17        | 22         | 24         | 19         | 549   |                    |  |  |  |  |  |  |  |  |  |  |  |  |  |
| 715-730       | 110       | 279       | 5         | 5         | 50        | 9         | 5         | 84        | 19        | 22         | 27         | 26         | 641   |                    |  |  |  |  |  |  |  |  |  |  |  |  |  |
| 730-745       | 141       | 336       | 9         | 5         | 33        | 14        | 11        | 109       | 26        | 29         | 42         | 36         | 791   |                    |  |  |  |  |  |  |  |  |  |  |  |  |  |
| 745-800       | 166       | 373       | 7         | 8         | 41        | 9         | 10        | 143       | 33        | 36         | 55         | 43         | 924   |                    |  |  |  |  |  |  |  |  |  |  |  |  |  |
| 800-815       | 118       | 360       | 5         | 13        | 64        | 16        | 8         | 115       | 22        | 22         | 33         | 35         | 811   |                    |  |  |  |  |  |  |  |  |  |  |  |  |  |
| 815-830       | 122       | 333       | 12        | 6         | 56        | 18        | 6         | 141       | 29        | 41         | 47         | 36         | 847   |                    |  |  |  |  |  |  |  |  |  |  |  |  |  |
| 830-845       | 131       | 339       | 7         | 8         | 54        | 24        | 13        | 131       | 24        | 20         | 51         | 38         | 840   |                    |  |  |  |  |  |  |  |  |  |  |  |  |  |
| 845-900       | 102       | 329       | 6         | 8         | 34        | 27        | 12        | 159       | 19        | 31         | 59         | 34         | 820   |                    |  |  |  |  |  |  |  |  |  |  |  |  |  |
| HOUR TOTALS   |           |           |           |           |           |           |           |           |           |            |            |            |       |                    |  |  |  |  |  |  |  |  |  |  |  |  |  |
| TIME          | 1<br>SBRT | 2<br>SBTH | 3<br>SBLT | 4<br>WBRT | 5<br>WBTH | 6<br>WBLT | 7<br>NBRT | 8<br>NBTH | 9<br>NBLT | 10<br>EBRT | 11<br>EBTH | 12<br>EBLT | TOTAL |                    |  |  |  |  |  |  |  |  |  |  |  |  |  |
| 700-800       | 507       | 1241      | 30        | 21        | 153       | 38        | 35        | 404       | 95        | 109        | 148        | 124        | 2905  |                    |  |  |  |  |  |  |  |  |  |  |  |  |  |
| 715-815       | 535       | 1348      | 26        | 31        | 188       | 48        | 34        | 451       | 100       | 109        | 157        | 140        | 3167  |                    |  |  |  |  |  |  |  |  |  |  |  |  |  |
| 730-830       | 547       | 1402      | 33        | 32        | 194       | 57        | 35        | 508       | 110       | 128        | 177        | 150        | 3373  |                    |  |  |  |  |  |  |  |  |  |  |  |  |  |
| 745-845       | 537       | 1405      | 31        | 35        | 215       | 67        | 37        | 530       | 108       | 119        | 186        | 152        | 3422  |                    |  |  |  |  |  |  |  |  |  |  |  |  |  |
| 800-900       | 473       | 1361      | 30        | 35        | 208       | 85        | 39        | 546       | 94        | 114        | 190        | 143        | 3318  |                    |  |  |  |  |  |  |  |  |  |  |  |  |  |



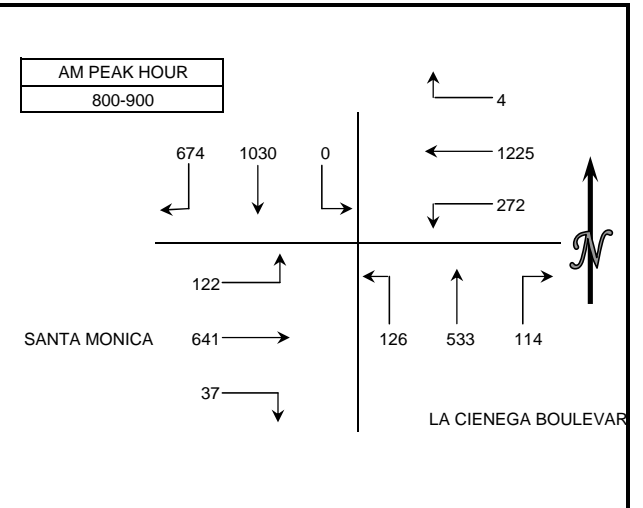
| 15 MIN COUNTS |           |           |           |           |           |           |           |           |           |            |            |            |       | 4:00 PM TO 6:00 PM |  |  |  |  |  |  |  |  |  |  |  |  |  |
|---------------|-----------|-----------|-----------|-----------|-----------|-----------|-----------|-----------|-----------|------------|------------|------------|-------|--------------------|--|--|--|--|--|--|--|--|--|--|--|--|--|
| PERIOD        | 1<br>SBRT | 2<br>SBTH | 3<br>SBLT | 4<br>WBRT | 5<br>WBTH | 6<br>WBLT | 7<br>NBRT | 8<br>NBTH | 9<br>NBLT | 10<br>EBRT | 11<br>EBTH | 12<br>EBLT | TOTAL |                    |  |  |  |  |  |  |  |  |  |  |  |  |  |
| 400-415       | 70        | 192       | 20        | 21        | 36        | 2         | 13        | 294       | 36        | 26         | 71         | 109        | 890   |                    |  |  |  |  |  |  |  |  |  |  |  |  |  |
| 415-430       | 47        | 225       | 16        | 10        | 28        | 5         | 19        | 310       | 28        | 31         | 69         | 106        | 894   |                    |  |  |  |  |  |  |  |  |  |  |  |  |  |
| 430-445       | 58        | 208       | 24        | 14        | 32        | 9         | 17        | 316       | 33        | 28         | 73         | 102        | 914   |                    |  |  |  |  |  |  |  |  |  |  |  |  |  |
| 445-500       | 65        | 215       | 22        | 15        | 33        | 8         | 15        | 297       | 27        | 32         | 84         | 120        | 933   |                    |  |  |  |  |  |  |  |  |  |  |  |  |  |
| 500-515       | 56        | 216       | 20        | 13        | 31        | 4         | 17        | 302       | 20        | 25         | 102        | 128        | 934   |                    |  |  |  |  |  |  |  |  |  |  |  |  |  |
| 515-530       | 43        | 193       | 18        | 30        | 56        | 6         | 15        | 307       | 29        | 42         | 88         | 106        | 933   |                    |  |  |  |  |  |  |  |  |  |  |  |  |  |
| 530-545       | 63        | 169       | 19        | 19        | 28        | 13        | 20        | 317       | 26        | 39         | 94         | 118        | 925   |                    |  |  |  |  |  |  |  |  |  |  |  |  |  |
| 545-600       | 65        | 171       | 22        | 23        | 36        | 8         | 30        | 310       | 31        | 22         | 96         | 126        | 940   |                    |  |  |  |  |  |  |  |  |  |  |  |  |  |
| HOUR TOTALS   |           |           |           |           |           |           |           |           |           |            |            |            |       |                    |  |  |  |  |  |  |  |  |  |  |  |  |  |
| TIME          | 1<br>SBRT | 2<br>SBTH | 3<br>SBLT | 4<br>WBRT | 5<br>WBTH | 6<br>WBLT | 7<br>NBRT | 8<br>NBTH | 9<br>NBLT | 10<br>EBRT | 11<br>EBTH | 12<br>EBLT | TOTAL |                    |  |  |  |  |  |  |  |  |  |  |  |  |  |
| 400-500       | 240       | 840       | 82        | 60        | 129       | 24        | 64        | 1217      | 124       | 117        | 297        | 437        | 3631  |                    |  |  |  |  |  |  |  |  |  |  |  |  |  |
| 415-515       | 226       | 864       | 82        | 52        | 124       | 26        | 68        | 1225      | 108       | 116        | 328        | 456        | 3675  |                    |  |  |  |  |  |  |  |  |  |  |  |  |  |
| 430-530       | 222       | 832       | 84        | 72        | 152       | 27        | 64        | 1222      | 109       | 127        | 347        | 456        | 3714  |                    |  |  |  |  |  |  |  |  |  |  |  |  |  |
| 445-545       | 227       | 793       | 79        | 77        | 148       | 31        | 67        | 1223      | 102       | 138        | 368        | 472        | 3725  |                    |  |  |  |  |  |  |  |  |  |  |  |  |  |
| 500-600       | 227       | 749       | 79        | 85        | 151       | 31        | 82        | 1236      | 106       | 128        | 380        | 478        | 3732  |                    |  |  |  |  |  |  |  |  |  |  |  |  |  |



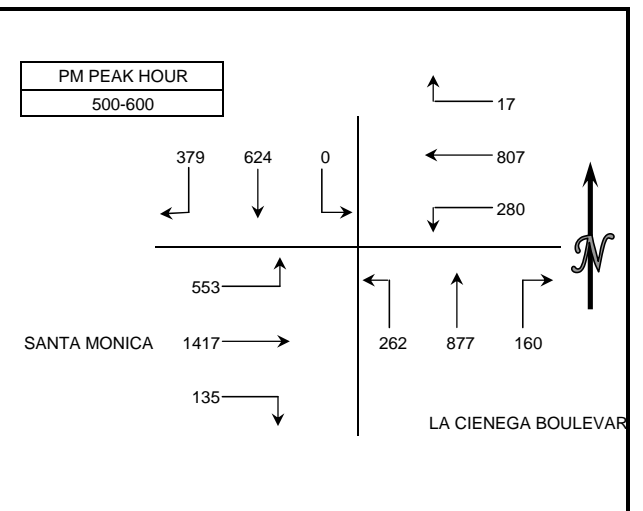
## INTERSECTION TURNING MOVEMENT COUNT SUMMARY

CLIENT: FEHR AND PEERS  
 PROJECT: WESTSIDE EXTENSION TRANSIT CORRIDOR COUNT PROGRAM  
 DATE: WEDNESDAY APRIL 29, 2009  
 PERIODS: 7:00 AM TO 9:00 AM AND 4:00 PM TO 6:00 PM  
 INTERSECTION: N/S LA CIENEGA BOULEVARD  
 E/W SANTA MONICA BOULEVARD  
 CITY: WEST HOLLYWOOD

| 15 MIN COUNTS |        |        |        |        |        |        |        |        |        |         |         |         |       | 7:00 AM TO 9:00 AM |  |  |  |  |  |  |  |  |  |  |  |  |  |
|---------------|--------|--------|--------|--------|--------|--------|--------|--------|--------|---------|---------|---------|-------|--------------------|--|--|--|--|--|--|--|--|--|--|--|--|--|
| PERIOD        | 1 SBRT | 2 SBTH | 3 SBLT | 4 WBRT | 5 WBTH | 6 WBLT | 7 NBRT | 8 NBTH | 9 NBLT | 10 EBRT | 11 EBTH | 12 EBLT | TOTAL |                    |  |  |  |  |  |  |  |  |  |  |  |  |  |
| 700-715       | 132    | 149    | 0      | 1      | 223    | 66     | 23     | 87     | 10     | 4       | 62      | 18      | 775   |                    |  |  |  |  |  |  |  |  |  |  |  |  |  |
| 715-730       | 135    | 196    | 0      | 3      | 247    | 57     | 19     | 110    | 10     | 8       | 97      | 17      | 899   |                    |  |  |  |  |  |  |  |  |  |  |  |  |  |
| 730-745       | 150    | 210    | 0      | 0      | 237    | 52     | 17     | 108    | 22     | 4       | 122     | 29      | 951   |                    |  |  |  |  |  |  |  |  |  |  |  |  |  |
| 745-800       | 133    | 227    | 0      | 1      | 258    | 75     | 19     | 123    | 30     | 6       | 114     | 23      | 1009  |                    |  |  |  |  |  |  |  |  |  |  |  |  |  |
| 800-815       | 148    | 244    | 0      | 1      | 279    | 62     | 27     | 158    | 40     | 8       | 125     | 36      | 1128  |                    |  |  |  |  |  |  |  |  |  |  |  |  |  |
| 815-830       | 169    | 278    | 0      | 0      | 308    | 66     | 31     | 151    | 33     | 8       | 162     | 29      | 1235  |                    |  |  |  |  |  |  |  |  |  |  |  |  |  |
| 830-845       | 186    | 278    | 0      | 2      | 330    | 82     | 25     | 127    | 29     | 9       | 183     | 26      | 1277  |                    |  |  |  |  |  |  |  |  |  |  |  |  |  |
| 845-900       | 171    | 230    | 0      | 1      | 308    | 62     | 31     | 97     | 24     | 12      | 171     | 31      | 1138  |                    |  |  |  |  |  |  |  |  |  |  |  |  |  |
| HOURLY TOTALS |        |        |        |        |        |        |        |        |        |         |         |         |       |                    |  |  |  |  |  |  |  |  |  |  |  |  |  |
| TIME          | 1 SBRT | 2 SBTH | 3 SBLT | 4 WBRT | 5 WBTH | 6 WBLT | 7 NBRT | 8 NBTH | 9 NBLT | 10 EBRT | 11 EBTH | 12 EBLT | TOTAL |                    |  |  |  |  |  |  |  |  |  |  |  |  |  |
| 700-800       | 550    | 782    | 0      | 5      | 965    | 250    | 78     | 428    | 72     | 22      | 395     | 87      | 3634  |                    |  |  |  |  |  |  |  |  |  |  |  |  |  |
| 715-815       | 566    | 877    | 0      | 5      | 1021   | 246    | 82     | 499    | 102    | 26      | 458     | 105     | 3987  |                    |  |  |  |  |  |  |  |  |  |  |  |  |  |
| 730-830       | 600    | 959    | 0      | 2      | 1082   | 255    | 94     | 540    | 125    | 26      | 523     | 117     | 4323  |                    |  |  |  |  |  |  |  |  |  |  |  |  |  |
| 745-845       | 636    | 1027   | 0      | 4      | 1175   | 285    | 102    | 559    | 132    | 31      | 584     | 114     | 4649  |                    |  |  |  |  |  |  |  |  |  |  |  |  |  |
| 800-900       | 674    | 1030   | 0      | 4      | 1225   | 272    | 114    | 533    | 126    | 37      | 641     | 122     | 4778  |                    |  |  |  |  |  |  |  |  |  |  |  |  |  |



| 15 MIN COUNTS |        |        |        |        |        |        |        |        |        |         |         |         |       | 4:00 PM TO 6:00 PM |  |  |  |  |  |  |  |  |  |  |  |  |  |
|---------------|--------|--------|--------|--------|--------|--------|--------|--------|--------|---------|---------|---------|-------|--------------------|--|--|--|--|--|--|--|--|--|--|--|--|--|
| PERIOD        | 1 SBRT | 2 SBTH | 3 SBLT | 4 WBRT | 5 WBTH | 6 WBLT | 7 NBRT | 8 NBTH | 9 NBLT | 10 EBRT | 11 EBTH | 12 EBLT | TOTAL |                    |  |  |  |  |  |  |  |  |  |  |  |  |  |
| 400-415       | 115    | 154    | 0      | 8      | 194    | 53     | 59     | 210    | 74     | 25      | 287     | 89      | 1268  |                    |  |  |  |  |  |  |  |  |  |  |  |  |  |
| 415-430       | 105    | 167    | 0      | 6      | 199    | 73     | 33     | 213    | 57     | 27      | 230     | 107     | 1217  |                    |  |  |  |  |  |  |  |  |  |  |  |  |  |
| 430-445       | 117    | 159    | 0      | 12     | 224    | 64     | 44     | 176    | 52     | 31      | 267     | 135     | 1281  |                    |  |  |  |  |  |  |  |  |  |  |  |  |  |
| 445-500       | 85     | 163    | 0      | 13     | 179    | 53     | 47     | 198    | 48     | 23      | 306     | 117     | 1232  |                    |  |  |  |  |  |  |  |  |  |  |  |  |  |
| 500-515       | 90     | 140    | 0      | 3      | 181    | 59     | 40     | 220    | 61     | 29      | 324     | 131     | 1278  |                    |  |  |  |  |  |  |  |  |  |  |  |  |  |
| 515-530       | 95     | 164    | 0      | 7      | 206    | 71     | 58     | 260    | 62     | 45      | 363     | 157     | 1488  |                    |  |  |  |  |  |  |  |  |  |  |  |  |  |
| 530-545       | 84     | 142    | 0      | 4      | 175    | 63     | 32     | 214    | 64     | 29      | 357     | 119     | 1283  |                    |  |  |  |  |  |  |  |  |  |  |  |  |  |
| 545-600       | 110    | 178    | 0      | 3      | 245    | 87     | 30     | 183    | 75     | 32      | 373     | 146     | 1462  |                    |  |  |  |  |  |  |  |  |  |  |  |  |  |
| HOURLY TOTALS |        |        |        |        |        |        |        |        |        |         |         |         |       |                    |  |  |  |  |  |  |  |  |  |  |  |  |  |
| TIME          | 1 SBRT | 2 SBTH | 3 SBLT | 4 WBRT | 5 WBTH | 6 WBLT | 7 NBRT | 8 NBTH | 9 NBLT | 10 EBRT | 11 EBTH | 12 EBLT | TOTAL |                    |  |  |  |  |  |  |  |  |  |  |  |  |  |
| 400-500       | 422    | 643    | 0      | 39     | 796    | 243    | 183    | 797    | 231    | 106     | 1090    | 448     | 4998  |                    |  |  |  |  |  |  |  |  |  |  |  |  |  |
| 415-515       | 397    | 629    | 0      | 34     | 783    | 249    | 164    | 807    | 218    | 110     | 1127    | 490     | 5008  |                    |  |  |  |  |  |  |  |  |  |  |  |  |  |
| 430-530       | 387    | 626    | 0      | 35     | 790    | 247    | 189    | 854    | 223    | 128     | 1260    | 540     | 5279  |                    |  |  |  |  |  |  |  |  |  |  |  |  |  |
| 445-545       | 354    | 609    | 0      | 27     | 741    | 246    | 177    | 892    | 235    | 126     | 1350    | 524     | 5281  |                    |  |  |  |  |  |  |  |  |  |  |  |  |  |
| 500-600       | 379    | 624    | 0      | 17     | 807    | 280    | 160    | 877    | 262    | 135     | 1417    | 553     | 5511  |                    |  |  |  |  |  |  |  |  |  |  |  |  |  |

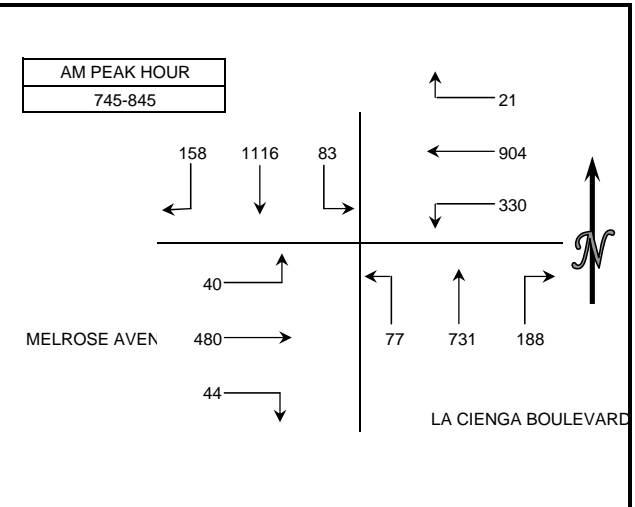




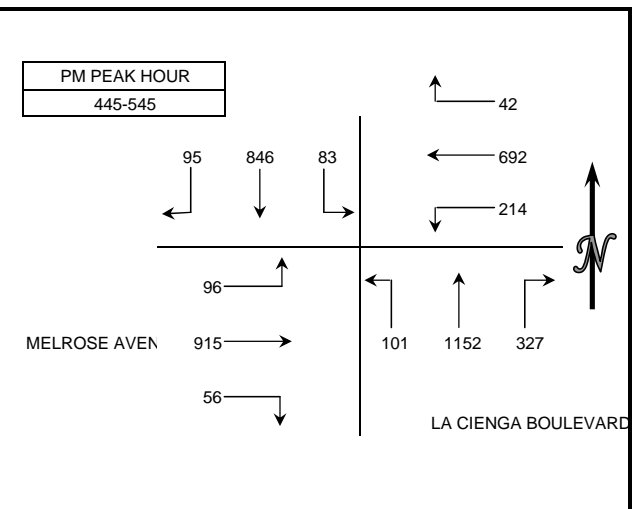
## INTERSECTION TURNING MOVEMENT COUNT SUMMARY

CLIENT: FEHR AND PEERS  
 PROJECT: WESTSIDE EXTENSION TRANSIT CORRIDOR COUNT PROGRAM  
 DATE: TUESDAY APRIL 28, 2009  
 PERIODS: 7:00 AM TO 9:00 AM AND 4:00 PM TO 6:00 PM  
 INTERSECTION: N/S LA CIENGA BOULEVARD  
 E/W MELROSE AVENUE  
 CITY: WEST HOLLYWOOD

| 15 MIN COUNTS      |           |           |           |           |           |           |           |           |           |            |            |            |       |
|--------------------|-----------|-----------|-----------|-----------|-----------|-----------|-----------|-----------|-----------|------------|------------|------------|-------|
| 7:00 AM TO 9:00 AM |           |           |           |           |           |           |           |           |           |            |            |            |       |
| PERIOD             | 1<br>SBRT | 2<br>SBTH | 3<br>SBLT | 4<br>WBRT | 5<br>WBTH | 6<br>WBLT | 7<br>NBRT | 8<br>NBTH | 9<br>NBLT | 10<br>EBRT | 11<br>EBTH | 12<br>EBLT | TOTAL |
| 700-715            | 25        | 164       | 5         | 2         | 137       | 51        | 13        | 111       | 15        | 7          | 50         | 11         | 591   |
| 715-730            | 43        | 236       | 13        | 1         | 172       | 54        | 19        | 152       | 14        | 9          | 80         | 4          | 797   |
| 730-745            | 36        | 214       | 8         | 2         | 205       | 74        | 38        | 135       | 12        | 4          | 100        | 5          | 833   |
| 745-800            | 40        | 273       | 12        | 8         | 191       | 72        | 41        | 172       | 16        | 12         | 117        | 11         | 965   |
| 800-815            | 41        | 249       | 19        | 3         | 224       | 85        | 53        | 187       | 17        | 10         | 133        | 7          | 1028  |
| 815-830            | 37        | 309       | 35        | 2         | 251       | 89        | 54        | 185       | 26        | 9          | 128        | 9          | 1134  |
| 830-845            | 40        | 285       | 17        | 8         | 238       | 84        | 40        | 187       | 18        | 13         | 102        | 13         | 1045  |
| 845-900            | 54        | 273       | 21        | 11        | 174       | 102       | 29        | 161       | 22        | 5          | 101        | 12         | 965   |
| HOUR TOTALS        |           |           |           |           |           |           |           |           |           |            |            |            |       |
| TIME               | 1<br>SBRT | 2<br>SBTH | 3<br>SBLT | 4<br>WBRT | 5<br>WBTH | 6<br>WBLT | 7<br>NBRT | 8<br>NBTH | 9<br>NBLT | 10<br>EBRT | 11<br>EBTH | 12<br>EBLT | TOTAL |
| 700-800            | 144       | 887       | 38        | 13        | 705       | 251       | 111       | 570       | 57        | 32         | 347        | 31         | 3186  |
| 715-815            | 160       | 972       | 52        | 14        | 792       | 285       | 151       | 646       | 59        | 35         | 430        | 27         | 3623  |
| 730-830            | 154       | 1045      | 74        | 15        | 871       | 320       | 186       | 679       | 71        | 35         | 478        | 32         | 3960  |
| 745-845            | 158       | 1116      | 83        | 21        | 904       | 330       | 188       | 731       | 77        | 44         | 480        | 40         | 4172  |
| 800-900            | 172       | 1116      | 92        | 24        | 887       | 360       | 176       | 720       | 83        | 37         | 464        | 41         | 4172  |



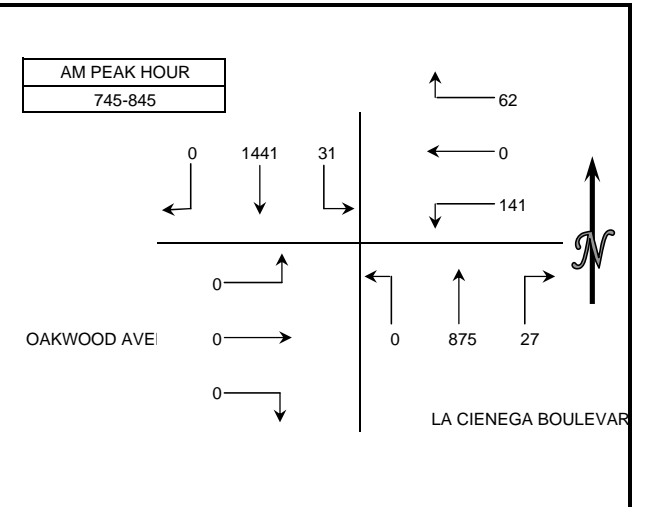
| 15 MIN COUNTS      |           |           |           |           |           |           |           |           |           |            |            |            |       |
|--------------------|-----------|-----------|-----------|-----------|-----------|-----------|-----------|-----------|-----------|------------|------------|------------|-------|
| 4:00 PM TO 6:00 PM |           |           |           |           |           |           |           |           |           |            |            |            |       |
| PERIOD             | 1<br>SBRT | 2<br>SBTH | 3<br>SBLT | 4<br>WBRT | 5<br>WBTH | 6<br>WBLT | 7<br>NBRT | 8<br>NBTH | 9<br>NBLT | 10<br>EBRT | 11<br>EBTH | 12<br>EBLT | TOTAL |
| 400-415            | 19        | 183       | 18        | 2         | 139       | 71        | 63        | 278       | 35        | 15         | 199        | 25         | 1047  |
| 415-430            | 27        | 246       | 28        | 18        | 163       | 51        | 90        | 282       | 32        | 20         | 245        | 16         | 1218  |
| 430-445            | 22        | 205       | 14        | 7         | 151       | 69        | 76        | 278       | 23        | 13         | 212        | 12         | 1082  |
| 445-500            | 25        | 231       | 21        | 14        | 165       | 50        | 89        | 269       | 25        | 14         | 236        | 26         | 1165  |
| 500-515            | 29        | 216       | 23        | 11        | 166       | 47        | 72        | 284       | 22        | 15         | 223        | 21         | 1129  |
| 515-530            | 22        | 201       | 17        | 6         | 188       | 55        | 78        | 303       | 25        | 17         | 240        | 22         | 1174  |
| 530-545            | 19        | 198       | 22        | 11        | 173       | 62        | 88        | 296       | 29        | 10         | 216        | 27         | 1151  |
| 545-600            | 27        | 209       | 19        | 12        | 169       | 50        | 101       | 243       | 20        | 14         | 237        | 35         | 1136  |
| HOUR TOTALS        |           |           |           |           |           |           |           |           |           |            |            |            |       |
| TIME               | 1<br>SBRT | 2<br>SBTH | 3<br>SBLT | 4<br>WBRT | 5<br>WBTH | 6<br>WBLT | 7<br>NBRT | 8<br>NBTH | 9<br>NBLT | 10<br>EBRT | 11<br>EBTH | 12<br>EBLT | TOTAL |
| 400-500            | 93        | 865       | 81        | 41        | 618       | 241       | 318       | 1107      | 115       | 62         | 892        | 79         | 4512  |
| 415-515            | 103       | 898       | 86        | 50        | 645       | 217       | 327       | 1113      | 102       | 62         | 916        | 75         | 4594  |
| 430-530            | 98        | 853       | 75        | 38        | 670       | 221       | 315       | 1134      | 95        | 59         | 911        | 81         | 4550  |
| 445-545            | 95        | 846       | 83        | 42        | 692       | 214       | 327       | 1152      | 101       | 56         | 915        | 96         | 4619  |
| 500-600            | 97        | 824       | 81        | 40        | 696       | 214       | 339       | 1126      | 96        | 56         | 916        | 105        | 4590  |



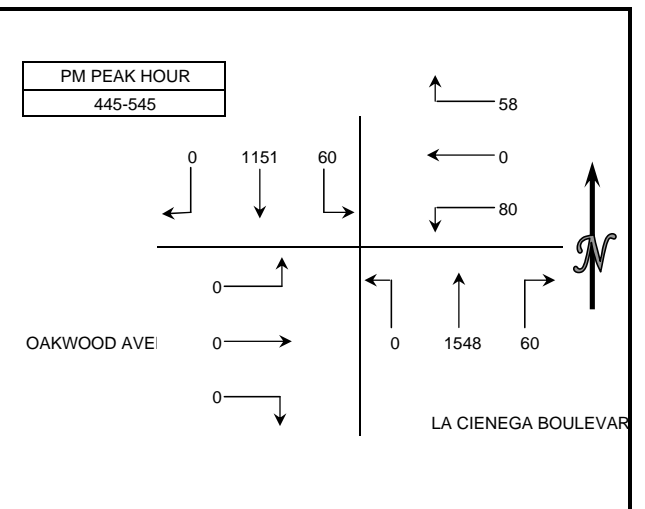
## INTERSECTION TURNING MOVEMENT COUNT SUMMARY

CLIENT: FEHR AND PEERS  
 PROJECT: WESTSIDE EXTENSION TRANSIT CORRIDOR COUNT PROGRAM  
 DATE: WEDNESDAY MAY 20, 2009  
 PERIODS: 7:00 AM TO 9:00 AM AND 4:00 PM TO 6:00 PM  
 INTERSECTION: N/S LA CIENEGA BOULEVARD  
 E/W OAKWOOD AVENUE  
 CITY: LOS ANGELES

| 15 MIN COUNTS |           |           |           |           |           |           |           |           |           |            |            |            | 7:00 AM TO 9:00 AM |
|---------------|-----------|-----------|-----------|-----------|-----------|-----------|-----------|-----------|-----------|------------|------------|------------|--------------------|
| PERIOD        | 1<br>SBRT | 2<br>SBTH | 3<br>SBLT | 4<br>WBRT | 5<br>WBTH | 6<br>WBLT | 7<br>NBRT | 8<br>NBTH | 9<br>NBLT | 10<br>EBRT | 11<br>EBTH | 12<br>EBLT | TOTAL              |
| 700-715       | 0         | 265       | 3         | 3         | 0         | 2         | 3         | 121       | 0         | 0          | 0          | 0          | 397                |
| 715-730       | 0         | 289       | 1         | 7         | 0         | 5         | 3         | 175       | 0         | 0          | 0          | 0          | 480                |
| 730-745       | 0         | 346       | 2         | 6         | 0         | 10        | 2         | 202       | 0         | 0          | 0          | 0          | 568                |
| 745-800       | 0         | 366       | 7         | 11        | 0         | 27        | 6         | 267       | 0         | 0          | 0          | 0          | 684                |
| 800-815       | 0         | 339       | 9         | 15        | 0         | 38        | 7         | 221       | 0         | 0          | 0          | 0          | 629                |
| 815-830       | 0         | 376       | 7         | 15        | 0         | 49        | 8         | 204       | 0         | 0          | 0          | 0          | 659                |
| 830-845       | 0         | 360       | 8         | 21        | 0         | 27        | 6         | 183       | 0         | 0          | 0          | 0          | 605                |
| 845-900       | 0         | 267       | 6         | 23        | 0         | 30        | 2         | 180       | 0         | 0          | 0          | 0          | 508                |
| HOUR TOTALS   |           |           |           |           |           |           |           |           |           |            |            |            |                    |
| TIME          | 1<br>SBRT | 2<br>SBTH | 3<br>SBLT | 4<br>WBRT | 5<br>WBTH | 6<br>WBLT | 7<br>NBRT | 8<br>NBTH | 9<br>NBLT | 10<br>EBRT | 11<br>EBTH | 12<br>EBLT | TOTAL              |
| 700-800       | 0         | 1266      | 13        | 27        | 0         | 44        | 14        | 765       | 0         | 0          | 0          | 0          | 2129               |
| 715-815       | 0         | 1340      | 19        | 39        | 0         | 80        | 18        | 865       | 0         | 0          | 0          | 0          | 2361               |
| 730-830       | 0         | 1427      | 25        | 47        | 0         | 124       | 23        | 894       | 0         | 0          | 0          | 0          | 2540               |
| 745-845       | 0         | 1441      | 31        | 62        | 0         | 141       | 27        | 875       | 0         | 0          | 0          | 0          | 2577               |
| 800-900       | 0         | 1342      | 30        | 74        | 0         | 144       | 23        | 788       | 0         | 0          | 0          | 0          | 2401               |



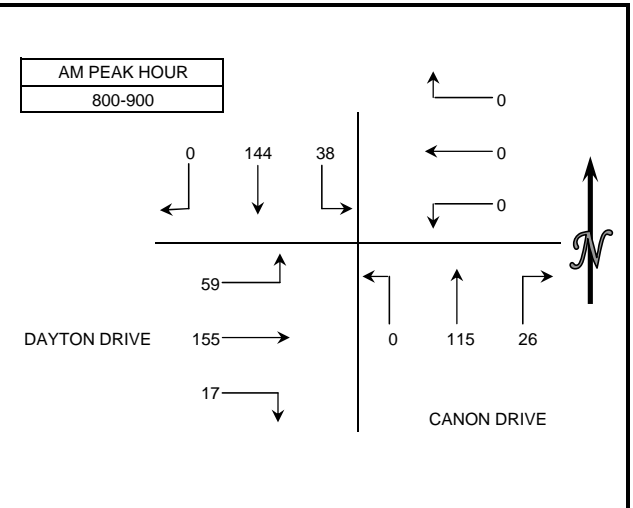
| 15 MIN COUNTS |           |           |           |           |           |           |           |           |           |            |            |            | 4:00 PM TO 6:00 PM |
|---------------|-----------|-----------|-----------|-----------|-----------|-----------|-----------|-----------|-----------|------------|------------|------------|--------------------|
| PERIOD        | 1<br>SBRT | 2<br>SBTH | 3<br>SBLT | 4<br>WBRT | 5<br>WBTH | 6<br>WBLT | 7<br>NBRT | 8<br>NBTH | 9<br>NBLT | 10<br>EBRT | 11<br>EBTH | 12<br>EBLT | TOTAL              |
| 400-415       | 0         | 262       | 13        | 12        | 0         | 14        | 17        | 373       | 0         | 0          | 0          | 0          | 691                |
| 415-430       | 0         | 242       | 17        | 12        | 0         | 13        | 9         | 367       | 0         | 0          | 0          | 0          | 660                |
| 430-445       | 0         | 235       | 11        | 11        | 0         | 16        | 13        | 337       | 0         | 0          | 0          | 0          | 623                |
| 445-500       | 0         | 251       | 8         | 8         | 0         | 13        | 12        | 374       | 0         | 0          | 0          | 0          | 666                |
| 500-515       | 0         | 279       | 18        | 13        | 0         | 20        | 14        | 384       | 0         | 0          | 0          | 0          | 728                |
| 515-530       | 0         | 334       | 19        | 22        | 0         | 31        | 23        | 419       | 0         | 0          | 0          | 0          | 848                |
| 530-545       | 0         | 287       | 15        | 15        | 0         | 16        | 11        | 371       | 0         | 0          | 0          | 0          | 715                |
| 545-600       | 0         | 246       | 19        | 8         | 0         | 13        | 13        | 331       | 0         | 0          | 0          | 0          | 630                |
| HOUR TOTALS   |           |           |           |           |           |           |           |           |           |            |            |            |                    |
| TIME          | 1<br>SBRT | 2<br>SBTH | 3<br>SBLT | 4<br>WBRT | 5<br>WBTH | 6<br>WBLT | 7<br>NBRT | 8<br>NBTH | 9<br>NBLT | 10<br>EBRT | 11<br>EBTH | 12<br>EBLT | TOTAL              |
| 400-500       | 0         | 990       | 49        | 43        | 0         | 56        | 51        | 1451      | 0         | 0          | 0          | 0          | 2640               |
| 415-515       | 0         | 1007      | 54        | 44        | 0         | 62        | 48        | 1462      | 0         | 0          | 0          | 0          | 2677               |
| 430-530       | 0         | 1099      | 56        | 54        | 0         | 80        | 62        | 1514      | 0         | 0          | 0          | 0          | 2865               |
| 445-545       | 0         | 1151      | 60        | 58        | 0         | 80        | 60        | 1548      | 0         | 0          | 0          | 0          | 2957               |
| 500-600       | 0         | 1146      | 71        | 58        | 0         | 80        | 61        | 1505      | 0         | 0          | 0          | 0          | 2921               |



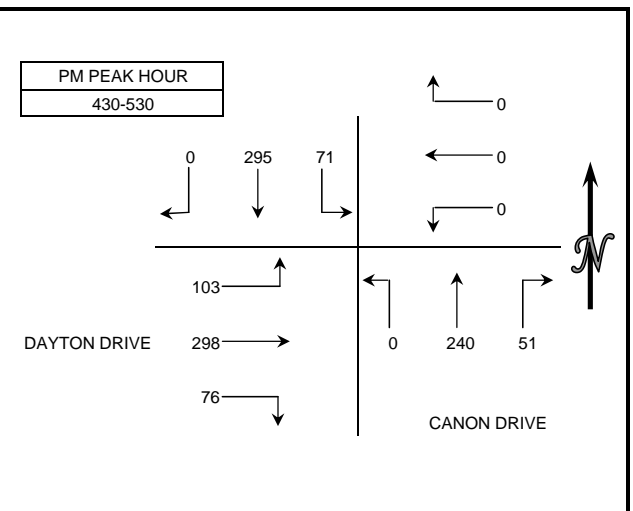
## INTERSECTION TURNING MOVEMENT COUNT SUMMARY

CLIENT: FEHR AND PEERS  
 PROJECT: WESTSIDE EXTENSION TRANSIT CORRIDOR COUNT PROGRAM  
 DATE: WEDNESDAY MAY 13, 2009  
 PERIODS: 7:00 AM TO 9:00 AM AND 4:00 PM TO 6:00 PM  
 INTERSECTION: N/S CANON DRIVE  
 E/W DAYTON DRIVE  
 CITY: BEVERLY HILLS

| 15 MIN COUNTS      |           |           |           |           |           |           |           |           |           |            |            |            |       |
|--------------------|-----------|-----------|-----------|-----------|-----------|-----------|-----------|-----------|-----------|------------|------------|------------|-------|
| 7:00 AM TO 9:00 AM |           |           |           |           |           |           |           |           |           |            |            |            |       |
| PERIOD             | 1<br>SBRT | 2<br>SBTH | 3<br>SBLT | 4<br>WBRT | 5<br>WBTH | 6<br>WBLT | 7<br>NBRT | 8<br>NBTH | 9<br>NBLT | 10<br>EBRT | 11<br>EBTH | 12<br>EBLT | TOTAL |
| 700-715            | 0         | 11        | 5         | 0         | 0         | 0         | 3         | 17        | 0         | 2          | 9          | 2          | 49    |
| 715-730            | 0         | 21        | 1         | 0         | 0         | 0         | 5         | 18        | 0         | 6          | 14         | 3          | 68    |
| 730-745            | 0         | 30        | 2         | 0         | 0         | 0         | 6         | 19        | 0         | 6          | 29         | 3          | 95    |
| 745-800            | 0         | 36        | 2         | 0         | 0         | 0         | 5         | 21        | 0         | 4          | 28         | 10         | 106   |
| 800-815            | 0         | 23        | 12        | 0         | 0         | 0         | 4         | 22        | 0         | 5          | 37         | 13         | 116   |
| 815-830            | 0         | 32        | 6         | 0         | 0         | 0         | 8         | 24        | 0         | 1          | 36         | 11         | 118   |
| 830-845            | 0         | 42        | 11        | 0         | 0         | 0         | 7         | 27        | 0         | 5          | 34         | 14         | 140   |
| 845-900            | 0         | 47        | 9         | 0         | 0         | 0         | 7         | 42        | 0         | 6          | 48         | 21         | 180   |
| HOUR TOTALS        |           |           |           |           |           |           |           |           |           |            |            |            |       |
| TIME               | 1<br>SBRT | 2<br>SBTH | 3<br>SBLT | 4<br>WBRT | 5<br>WBTH | 6<br>WBLT | 7<br>NBRT | 8<br>NBTH | 9<br>NBLT | 10<br>EBRT | 11<br>EBTH | 12<br>EBLT | TOTAL |
| 700-800            | 0         | 98        | 10        | 0         | 0         | 0         | 19        | 75        | 0         | 18         | 80         | 18         | 318   |
| 715-815            | 0         | 110       | 17        | 0         | 0         | 0         | 20        | 80        | 0         | 21         | 108        | 29         | 385   |
| 730-830            | 0         | 121       | 22        | 0         | 0         | 0         | 23        | 86        | 0         | 16         | 130        | 37         | 435   |
| 745-845            | 0         | 133       | 31        | 0         | 0         | 0         | 24        | 94        | 0         | 15         | 135        | 48         | 480   |
| 800-900            | 0         | 144       | 38        | 0         | 0         | 0         | 26        | 115       | 0         | 17         | 155        | 59         | 554   |



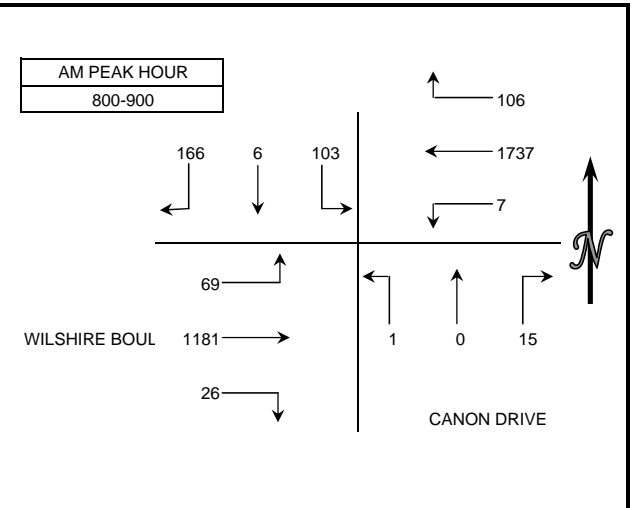
| 15 MIN COUNTS      |           |           |           |           |           |           |           |           |           |            |            |            |       |
|--------------------|-----------|-----------|-----------|-----------|-----------|-----------|-----------|-----------|-----------|------------|------------|------------|-------|
| 4:00 PM TO 6:00 PM |           |           |           |           |           |           |           |           |           |            |            |            |       |
| PERIOD             | 1<br>SBRT | 2<br>SBTH | 3<br>SBLT | 4<br>WBRT | 5<br>WBTH | 6<br>WBLT | 7<br>NBRT | 8<br>NBTH | 9<br>NBLT | 10<br>EBRT | 11<br>EBTH | 12<br>EBLT | TOTAL |
| 400-415            | 0         | 80        | 14        | 0         | 0         | 0         | 15        | 63        | 0         | 16         | 63         | 29         | 280   |
| 415-430            | 0         | 69        | 15        | 0         | 0         | 0         | 8         | 58        | 0         | 21         | 64         | 24         | 259   |
| 430-445            | 0         | 70        | 14        | 0         | 0         | 0         | 16        | 58        | 0         | 17         | 73         | 27         | 275   |
| 445-500            | 0         | 83        | 10        | 0         | 0         | 0         | 10        | 47        | 0         | 21         | 80         | 25         | 276   |
| 500-515            | 0         | 84        | 20        | 0         | 0         | 0         | 12        | 71        | 0         | 20         | 78         | 23         | 308   |
| 515-530            | 0         | 58        | 27        | 0         | 0         | 0         | 13        | 64        | 0         | 18         | 67         | 28         | 275   |
| 530-545            | 0         | 69        | 16        | 0         | 0         | 0         | 10        | 62        | 0         | 18         | 61         | 35         | 271   |
| 545-600            | 0         | 65        | 18        | 0         | 0         | 0         | 8         | 54        | 0         | 22         | 74         | 25         | 266   |
| HOUR TOTALS        |           |           |           |           |           |           |           |           |           |            |            |            |       |
| TIME               | 1<br>SBRT | 2<br>SBTH | 3<br>SBLT | 4<br>WBRT | 5<br>WBTH | 6<br>WBLT | 7<br>NBRT | 8<br>NBTH | 9<br>NBLT | 10<br>EBRT | 11<br>EBTH | 12<br>EBLT | TOTAL |
| 400-500            | 0         | 302       | 53        | 0         | 0         | 0         | 49        | 226       | 0         | 75         | 280        | 105        | 1090  |
| 415-515            | 0         | 306       | 59        | 0         | 0         | 0         | 46        | 234       | 0         | 79         | 295        | 99         | 1118  |
| 430-530            | 0         | 295       | 71        | 0         | 0         | 0         | 51        | 240       | 0         | 76         | 298        | 103        | 1134  |
| 445-545            | 0         | 294       | 73        | 0         | 0         | 0         | 45        | 244       | 0         | 77         | 286        | 111        | 1130  |
| 500-600            | 0         | 276       | 81        | 0         | 0         | 0         | 43        | 251       | 0         | 78         | 280        | 111        | 1120  |



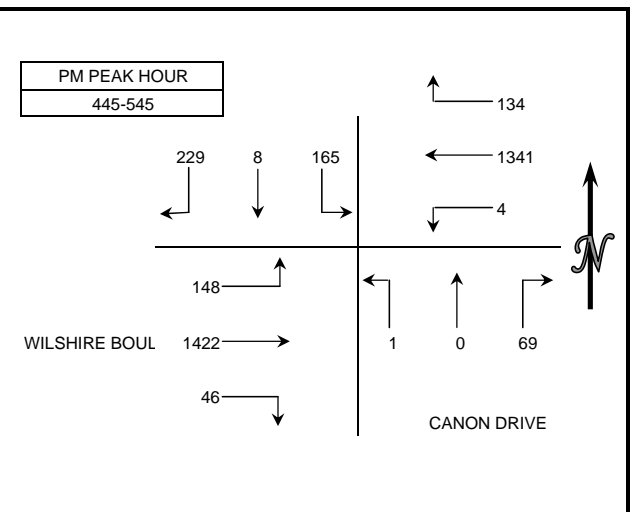
## INTERSECTION TURNING MOVEMENT COUNT SUMMARY

CLIENT: FEHR AND PEERS  
 PROJECT: WESTSIDE EXTENSION TRANSIT CORRIDOR COUNT PROGRAM  
 DATE: WEDNESDAY MAY 20, 2009  
 PERIODS: 7:00 AM TO 9:00 AM AND 4:00 PM TO 6:00 PM  
 INTERSECTION: N/S CANON DRIVE  
 E/W WILSHIRE BOULEVARD  
 CITY: BEVERLY HILLS

| 15 MIN COUNTS |           |           |           |           |           |           |           |           |           |            |            |            |       | 7:00 AM TO 9:00 AM |  |  |  |  |  |  |  |  |  |  |  |  |  |
|---------------|-----------|-----------|-----------|-----------|-----------|-----------|-----------|-----------|-----------|------------|------------|------------|-------|--------------------|--|--|--|--|--|--|--|--|--|--|--|--|--|
| PERIOD        | 1<br>SBRT | 2<br>SBTH | 3<br>SBLT | 4<br>WBRT | 5<br>WBTH | 6<br>WBLT | 7<br>NBRT | 8<br>NBTH | 9<br>NBLT | 10<br>EBRT | 11<br>EBTH | 12<br>EBLT | TOTAL |                    |  |  |  |  |  |  |  |  |  |  |  |  |  |
| 700-715       | 13        | 2         | 10        | 16        | 288       | 3         | 7         | 0         | 0         | 5          | 212        | 18         | 574   |                    |  |  |  |  |  |  |  |  |  |  |  |  |  |
| 715-730       | 34        | 1         | 11        | 12        | 315       | 4         | 5         | 0         | 1         | 4          | 206        | 6          | 599   |                    |  |  |  |  |  |  |  |  |  |  |  |  |  |
| 730-745       | 22        | 1         | 19        | 18        | 398       | 0         | 7         | 0         | 1         | 3          | 222        | 15         | 706   |                    |  |  |  |  |  |  |  |  |  |  |  |  |  |
| 745-800       | 29        | 1         | 12        | 18        | 428       | 1         | 3         | 0         | 0         | 4          | 261        | 15         | 772   |                    |  |  |  |  |  |  |  |  |  |  |  |  |  |
| 800-815       | 32        | 1         | 17        | 23        | 403       | 2         | 5         | 0         | 0         | 12         | 305        | 11         | 811   |                    |  |  |  |  |  |  |  |  |  |  |  |  |  |
| 815-830       | 38        | 2         | 31        | 33        | 429       | 0         | 3         | 0         | 0         | 4          | 287        | 16         | 843   |                    |  |  |  |  |  |  |  |  |  |  |  |  |  |
| 830-845       | 49        | 1         | 30        | 20        | 445       | 5         | 4         | 0         | 1         | 6          | 315        | 18         | 894   |                    |  |  |  |  |  |  |  |  |  |  |  |  |  |
| 845-900       | 47        | 2         | 25        | 30        | 460       | 0         | 3         | 0         | 0         | 4          | 274        | 24         | 869   |                    |  |  |  |  |  |  |  |  |  |  |  |  |  |
| HOUR TOTALS   |           |           |           |           |           |           |           |           |           |            |            |            |       |                    |  |  |  |  |  |  |  |  |  |  |  |  |  |
| TIME          | 1<br>SBRT | 2<br>SBTH | 3<br>SBLT | 4<br>WBRT | 5<br>WBTH | 6<br>WBLT | 7<br>NBRT | 8<br>NBTH | 9<br>NBLT | 10<br>EBRT | 11<br>EBTH | 12<br>EBLT | TOTAL |                    |  |  |  |  |  |  |  |  |  |  |  |  |  |
| 700-800       | 98        | 5         | 52        | 64        | 1429      | 8         | 22        | 0         | 2         | 16         | 901        | 54         | 2651  |                    |  |  |  |  |  |  |  |  |  |  |  |  |  |
| 715-815       | 117       | 4         | 59        | 71        | 1544      | 7         | 20        | 0         | 2         | 23         | 994        | 47         | 2888  |                    |  |  |  |  |  |  |  |  |  |  |  |  |  |
| 730-830       | 121       | 5         | 79        | 92        | 1658      | 3         | 18        | 0         | 1         | 23         | 1075       | 57         | 3132  |                    |  |  |  |  |  |  |  |  |  |  |  |  |  |
| 745-845       | 148       | 5         | 90        | 94        | 1705      | 8         | 15        | 0         | 1         | 26         | 1168       | 60         | 3320  |                    |  |  |  |  |  |  |  |  |  |  |  |  |  |
| 800-900       | 166       | 6         | 103       | 106       | 1737      | 7         | 15        | 0         | 1         | 26         | 1181       | 69         | 3417  |                    |  |  |  |  |  |  |  |  |  |  |  |  |  |



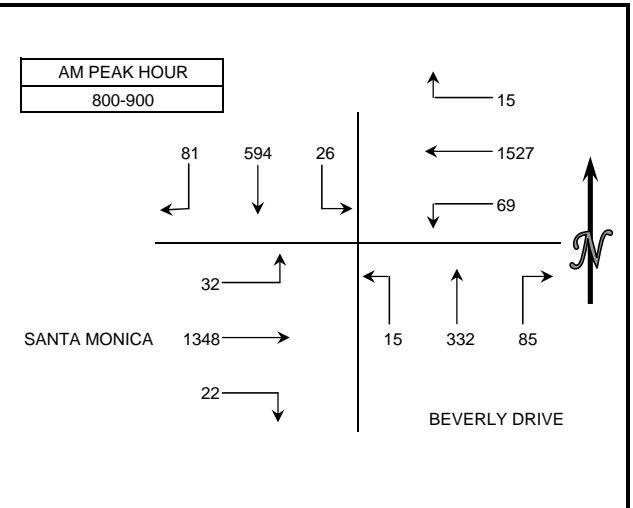
| 15 MIN COUNTS |           |           |           |           |           |           |           |           |           |            |            |            |       | 4:00 PM TO 6:00 PM |  |  |  |  |  |  |  |  |  |  |  |  |  |
|---------------|-----------|-----------|-----------|-----------|-----------|-----------|-----------|-----------|-----------|------------|------------|------------|-------|--------------------|--|--|--|--|--|--|--|--|--|--|--|--|--|
| PERIOD        | 1<br>SBRT | 2<br>SBTH | 3<br>SBLT | 4<br>WBRT | 5<br>WBTH | 6<br>WBLT | 7<br>NBRT | 8<br>NBTH | 9<br>NBLT | 10<br>EBRT | 11<br>EBTH | 12<br>EBLT | TOTAL |                    |  |  |  |  |  |  |  |  |  |  |  |  |  |
| 400-415       | 59        | 6         | 42        | 28        | 330       | 1         | 7         | 0         | 0         | 7          | 353        | 37         | 870   |                    |  |  |  |  |  |  |  |  |  |  |  |  |  |
| 415-430       | 57        | 0         | 28        | 18        | 301       | 1         | 15        | 0         | 1         | 9          | 369        | 25         | 824   |                    |  |  |  |  |  |  |  |  |  |  |  |  |  |
| 430-445       | 49        | 0         | 47        | 30        | 304       | 0         | 10        | 0         | 0         | 19         | 410        | 31         | 900   |                    |  |  |  |  |  |  |  |  |  |  |  |  |  |
| 445-500       | 51        | 0         | 55        | 30        | 325       | 0         | 15        | 0         | 1         | 10         | 359        | 36         | 882   |                    |  |  |  |  |  |  |  |  |  |  |  |  |  |
| 500-515       | 51        | 0         | 33        | 31        | 355       | 1         | 13        | 0         | 0         | 10         | 332        | 29         | 855   |                    |  |  |  |  |  |  |  |  |  |  |  |  |  |
| 515-530       | 72        | 2         | 32        | 32        | 324       | 0         | 20        | 0         | 0         | 14         | 356        | 47         | 899   |                    |  |  |  |  |  |  |  |  |  |  |  |  |  |
| 530-545       | 55        | 6         | 45        | 41        | 337       | 3         | 21        | 0         | 0         | 12         | 375        | 36         | 931   |                    |  |  |  |  |  |  |  |  |  |  |  |  |  |
| 545-600       | 61        | 0         | 28        | 27        | 342       | 0         | 21        | 0         | 0         | 15         | 339        | 45         | 878   |                    |  |  |  |  |  |  |  |  |  |  |  |  |  |
| HOUR TOTALS   |           |           |           |           |           |           |           |           |           |            |            |            |       |                    |  |  |  |  |  |  |  |  |  |  |  |  |  |
| TIME          | 1<br>SBRT | 2<br>SBTH | 3<br>SBLT | 4<br>WBRT | 5<br>WBTH | 6<br>WBLT | 7<br>NBRT | 8<br>NBTH | 9<br>NBLT | 10<br>EBRT | 11<br>EBTH | 12<br>EBLT | TOTAL |                    |  |  |  |  |  |  |  |  |  |  |  |  |  |
| 400-500       | 216       | 6         | 172       | 106       | 1260      | 2         | 47        | 0         | 2         | 45         | 1491       | 129        | 3476  |                    |  |  |  |  |  |  |  |  |  |  |  |  |  |
| 415-515       | 208       | 0         | 163       | 109       | 1285      | 2         | 53        | 0         | 2         | 48         | 1470       | 121        | 3461  |                    |  |  |  |  |  |  |  |  |  |  |  |  |  |
| 430-530       | 223       | 2         | 167       | 123       | 1308      | 1         | 58        | 0         | 1         | 53         | 1457       | 143        | 3536  |                    |  |  |  |  |  |  |  |  |  |  |  |  |  |
| 445-545       | 229       | 8         | 165       | 134       | 1341      | 4         | 69        | 0         | 1         | 46         | 1422       | 148        | 3567  |                    |  |  |  |  |  |  |  |  |  |  |  |  |  |
| 500-600       | 239       | 8         | 138       | 131       | 1358      | 4         | 75        | 0         | 0         | 51         | 1402       | 157        | 3563  |                    |  |  |  |  |  |  |  |  |  |  |  |  |  |



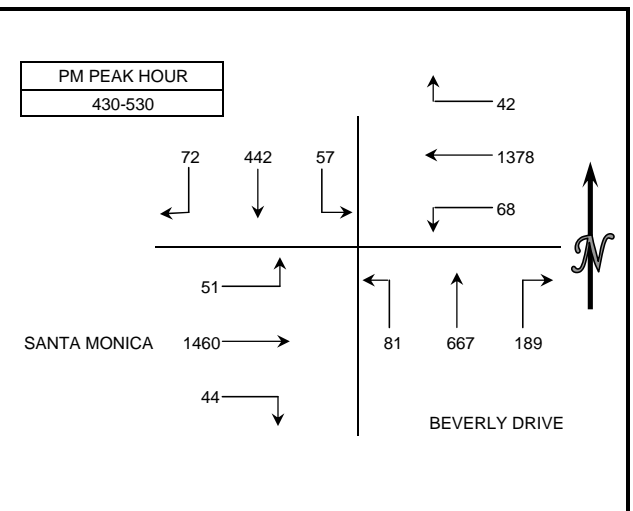
## INTERSECTION TURNING MOVEMENT COUNT SUMMARY

CLIENT: FEHR AND PEERS  
 PROJECT: WESTSIDE EXTENSION TRANSIT CORRIDOR COUNT PROGRAM  
 DATE: WEDNESDAY MAY 13, 2009  
 PERIODS: 7:00 AM TO 9:00 AM AND 4:00 PM TO 6:00 PM  
 INTERSECTION: N/S BEVERLY DRIVE  
 E/W SANTA MONICA BOULEVARD  
 CITY: BEVERLY HILLS

| 15 MIN COUNTS |           |           |           |           |           |           |           |           |           |            |            |            |       | 7:00 AM TO 9:00 AM |  |  |  |  |  |  |  |  |  |  |  |  |  |
|---------------|-----------|-----------|-----------|-----------|-----------|-----------|-----------|-----------|-----------|------------|------------|------------|-------|--------------------|--|--|--|--|--|--|--|--|--|--|--|--|--|
| PERIOD        | 1<br>SBRT | 2<br>SBTH | 3<br>SBLT | 4<br>WBRT | 5<br>WBTH | 6<br>WBLT | 7<br>NBRT | 8<br>NBTH | 9<br>NBLT | 10<br>EBRT | 11<br>EBTH | 12<br>EBLT | TOTAL |                    |  |  |  |  |  |  |  |  |  |  |  |  |  |
| 700-715       | 20        | 80        | 4         | 2         | 306       | 13        | 4         | 40        | 1         | 2          | 160        | 7          | 639   |                    |  |  |  |  |  |  |  |  |  |  |  |  |  |
| 715-730       | 24        | 113       | 2         | 5         | 375       | 12        | 11        | 68        | 5         | 4          | 182        | 12         | 813   |                    |  |  |  |  |  |  |  |  |  |  |  |  |  |
| 730-745       | 24        | 117       | 9         | 4         | 347       | 9         | 15        | 84        | 4         | 6          | 228        | 12         | 859   |                    |  |  |  |  |  |  |  |  |  |  |  |  |  |
| 745-800       | 25        | 109       | 6         | 4         | 391       | 13        | 23        | 73        | 8         | 1          | 294        | 7          | 954   |                    |  |  |  |  |  |  |  |  |  |  |  |  |  |
| 800-815       | 19        | 139       | 7         | 3         | 402       | 10        | 26        | 70        | 2         | 5          | 300        | 4          | 987   |                    |  |  |  |  |  |  |  |  |  |  |  |  |  |
| 815-830       | 24        | 164       | 4         | 7         | 389       | 18        | 18        | 85        | 3         | 5          | 335        | 11         | 1063  |                    |  |  |  |  |  |  |  |  |  |  |  |  |  |
| 830-845       | 23        | 146       | 6         | 2         | 359       | 17        | 25        | 104       | 4         | 6          | 356        | 10         | 1058  |                    |  |  |  |  |  |  |  |  |  |  |  |  |  |
| 845-900       | 15        | 145       | 9         | 3         | 377       | 24        | 16        | 73        | 6         | 6          | 357        | 7          | 1038  |                    |  |  |  |  |  |  |  |  |  |  |  |  |  |
| HOUR TOTALS   |           |           |           |           |           |           |           |           |           |            |            |            |       |                    |  |  |  |  |  |  |  |  |  |  |  |  |  |
| TIME          | 1<br>SBRT | 2<br>SBTH | 3<br>SBLT | 4<br>WBRT | 5<br>WBTH | 6<br>WBLT | 7<br>NBRT | 8<br>NBTH | 9<br>NBLT | 10<br>EBRT | 11<br>EBTH | 12<br>EBLT | TOTAL |                    |  |  |  |  |  |  |  |  |  |  |  |  |  |
| 700-800       | 93        | 419       | 21        | 15        | 1419      | 47        | 53        | 265       | 18        | 13         | 864        | 38         | 3265  |                    |  |  |  |  |  |  |  |  |  |  |  |  |  |
| 715-815       | 92        | 478       | 24        | 16        | 1515      | 44        | 75        | 295       | 19        | 16         | 1004       | 35         | 3613  |                    |  |  |  |  |  |  |  |  |  |  |  |  |  |
| 730-830       | 92        | 529       | 26        | 18        | 1529      | 50        | 82        | 312       | 17        | 17         | 1157       | 34         | 3863  |                    |  |  |  |  |  |  |  |  |  |  |  |  |  |
| 745-845       | 91        | 558       | 23        | 16        | 1541      | 58        | 92        | 332       | 17        | 17         | 1285       | 32         | 4062  |                    |  |  |  |  |  |  |  |  |  |  |  |  |  |
| 800-900       | 81        | 594       | 26        | 15        | 1527      | 69        | 85        | 332       | 15        | 22         | 1348       | 32         | 4146  |                    |  |  |  |  |  |  |  |  |  |  |  |  |  |



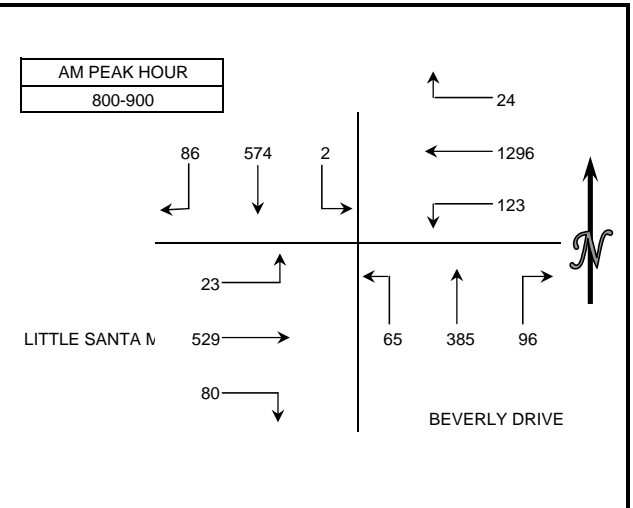
| 15 MIN COUNTS |           |           |           |           |           |           |           |           |           |            |            |            |       | 4:00 PM TO 6:00 PM |  |  |  |  |  |  |  |  |  |  |  |  |  |
|---------------|-----------|-----------|-----------|-----------|-----------|-----------|-----------|-----------|-----------|------------|------------|------------|-------|--------------------|--|--|--|--|--|--|--|--|--|--|--|--|--|
| PERIOD        | 1<br>SBRT | 2<br>SBTH | 3<br>SBLT | 4<br>WBRT | 5<br>WBTH | 6<br>WBLT | 7<br>NBRT | 8<br>NBTH | 9<br>NBLT | 10<br>EBRT | 11<br>EBTH | 12<br>EBLT | TOTAL |                    |  |  |  |  |  |  |  |  |  |  |  |  |  |
| 400-415       | 19        | 110       | 14        | 14        | 304       | 15        | 45        | 175       | 24        | 7          | 342        | 15         | 1084  |                    |  |  |  |  |  |  |  |  |  |  |  |  |  |
| 415-430       | 20        | 84        | 10        | 9         | 295       | 24        | 51        | 145       | 13        | 6          | 327        | 14         | 998   |                    |  |  |  |  |  |  |  |  |  |  |  |  |  |
| 430-445       | 12        | 119       | 15        | 10        | 346       | 21        | 53        | 192       | 21        | 8          | 346        | 15         | 1158  |                    |  |  |  |  |  |  |  |  |  |  |  |  |  |
| 445-500       | 23        | 101       | 11        | 9         | 325       | 22        | 39        | 178       | 19        | 11         | 385        | 18         | 1141  |                    |  |  |  |  |  |  |  |  |  |  |  |  |  |
| 500-515       | 17        | 97        | 18        | 16        | 331       | 14        | 43        | 156       | 26        | 11         | 337        | 6          | 1072  |                    |  |  |  |  |  |  |  |  |  |  |  |  |  |
| 515-530       | 20        | 125       | 13        | 7         | 376       | 11        | 54        | 141       | 15        | 14         | 392        | 12         | 1180  |                    |  |  |  |  |  |  |  |  |  |  |  |  |  |
| 530-545       | 10        | 102       | 9         | 9         | 321       | 11        | 35        | 132       | 7         | 6          | 357        | 7          | 1006  |                    |  |  |  |  |  |  |  |  |  |  |  |  |  |
| 545-600       | 20        | 97        | 15        | 8         | 373       | 18        | 49        | 160       | 15        | 7          | 337        | 12         | 1111  |                    |  |  |  |  |  |  |  |  |  |  |  |  |  |
| HOUR TOTALS   |           |           |           |           |           |           |           |           |           |            |            |            |       |                    |  |  |  |  |  |  |  |  |  |  |  |  |  |
| TIME          | 1<br>SBRT | 2<br>SBTH | 3<br>SBLT | 4<br>WBRT | 5<br>WBTH | 6<br>WBLT | 7<br>NBRT | 8<br>NBTH | 9<br>NBLT | 10<br>EBRT | 11<br>EBTH | 12<br>EBLT | TOTAL |                    |  |  |  |  |  |  |  |  |  |  |  |  |  |
| 400-500       | 74        | 414       | 50        | 42        | 1270      | 82        | 188       | 690       | 77        | 32         | 1400       | 62         | 4381  |                    |  |  |  |  |  |  |  |  |  |  |  |  |  |
| 415-515       | 72        | 401       | 54        | 44        | 1297      | 81        | 186       | 671       | 79        | 36         | 1395       | 53         | 4369  |                    |  |  |  |  |  |  |  |  |  |  |  |  |  |
| 430-530       | 72        | 442       | 57        | 42        | 1378      | 68        | 189       | 667       | 81        | 44         | 1460       | 51         | 4551  |                    |  |  |  |  |  |  |  |  |  |  |  |  |  |
| 445-545       | 70        | 425       | 51        | 41        | 1353      | 58        | 171       | 607       | 67        | 42         | 1471       | 43         | 4399  |                    |  |  |  |  |  |  |  |  |  |  |  |  |  |
| 500-600       | 67        | 421       | 55        | 40        | 1401      | 54        | 181       | 589       | 63        | 38         | 1423       | 37         | 4369  |                    |  |  |  |  |  |  |  |  |  |  |  |  |  |



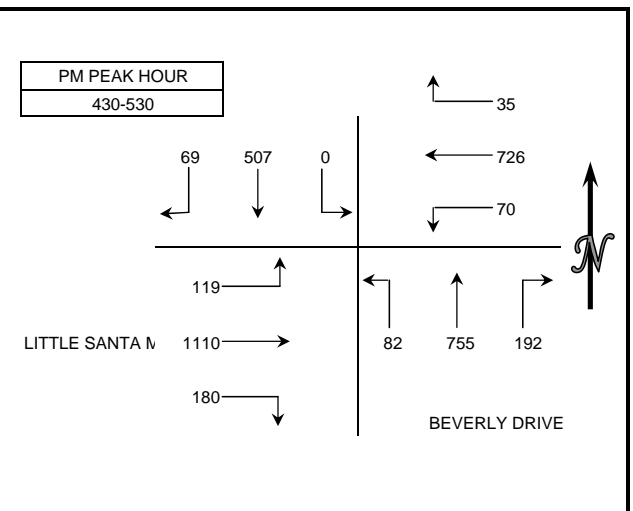
## INTERSECTION TURNING MOVEMENT COUNT SUMMARY

CLIENT: FEHR AND PEERS  
 PROJECT: WESTSIDE EXTENSION TRANSIT CORRIDOR COUNT PROGRAM  
 DATE: WEDNESDAY MAY 13, 2009  
 PERIODS: 7:00 AM TO 9:00 AM AND 4:00 PM TO 6:00 PM  
 INTERSECTION: N/S BEVERLY DRIVE  
 E/W LITTLE SANTA MONICA BOULEVARD  
 CITY: BEVERLY HILLS

| 15 MIN COUNTS |           |           |           |           |           |           |           |           |           |            |            |            |       | 7:00 AM TO 9:00 AM |  |  |  |  |  |  |  |  |  |  |  |  |  |
|---------------|-----------|-----------|-----------|-----------|-----------|-----------|-----------|-----------|-----------|------------|------------|------------|-------|--------------------|--|--|--|--|--|--|--|--|--|--|--|--|--|
| PERIOD        | 1<br>SBRT | 2<br>SBTH | 3<br>SBLT | 4<br>WBRT | 5<br>WBTH | 6<br>WBLT | 7<br>NBRT | 8<br>NBTH | 9<br>NBLT | 10<br>EBRT | 11<br>EBTH | 12<br>EBLT | TOTAL |                    |  |  |  |  |  |  |  |  |  |  |  |  |  |
| 700-715       | 14        | 78        | 0         | 3         | 136       | 6         | 18        | 40        | 3         | 8          | 51         | 4          | 361   |                    |  |  |  |  |  |  |  |  |  |  |  |  |  |
| 715-730       | 18        | 109       | 0         | 3         | 195       | 13        | 10        | 51        | 12        | 10         | 67         | 8          | 496   |                    |  |  |  |  |  |  |  |  |  |  |  |  |  |
| 730-745       | 16        | 116       | 0         | 4         | 240       | 22        | 10        | 84        | 12        | 13         | 90         | 2          | 609   |                    |  |  |  |  |  |  |  |  |  |  |  |  |  |
| 745-800       | 20        | 107       | 0         | 7         | 278       | 37        | 9         | 82        | 7         | 13         | 110        | 11         | 681   |                    |  |  |  |  |  |  |  |  |  |  |  |  |  |
| 800-815       | 25        | 108       | 1         | 6         | 283       | 27        | 23        | 97        | 9         | 21         | 129        | 12         | 741   |                    |  |  |  |  |  |  |  |  |  |  |  |  |  |
| 815-830       | 24        | 161       | 0         | 9         | 308       | 33        | 25        | 84        | 13        | 16         | 109        | 1          | 783   |                    |  |  |  |  |  |  |  |  |  |  |  |  |  |
| 830-845       | 12        | 152       | 0         | 3         | 351       | 22        | 25        | 109       | 17        | 23         | 133        | 3          | 850   |                    |  |  |  |  |  |  |  |  |  |  |  |  |  |
| 845-900       | 25        | 153       | 1         | 6         | 354       | 41        | 23        | 95        | 26        | 20         | 158        | 7          | 909   |                    |  |  |  |  |  |  |  |  |  |  |  |  |  |
| HOUR TOTALS   |           |           |           |           |           |           |           |           |           |            |            |            |       |                    |  |  |  |  |  |  |  |  |  |  |  |  |  |
| TIME          | 1<br>SBRT | 2<br>SBTH | 3<br>SBLT | 4<br>WBRT | 5<br>WBTH | 6<br>WBLT | 7<br>NBRT | 8<br>NBTH | 9<br>NBLT | 10<br>EBRT | 11<br>EBTH | 12<br>EBLT | TOTAL |                    |  |  |  |  |  |  |  |  |  |  |  |  |  |
| 700-800       | 68        | 410       | 0         | 17        | 849       | 78        | 47        | 257       | 34        | 44         | 318        | 25         | 2147  |                    |  |  |  |  |  |  |  |  |  |  |  |  |  |
| 715-815       | 79        | 440       | 1         | 20        | 996       | 99        | 52        | 314       | 40        | 57         | 396        | 33         | 2527  |                    |  |  |  |  |  |  |  |  |  |  |  |  |  |
| 730-830       | 85        | 492       | 1         | 26        | 1109      | 119       | 67        | 347       | 41        | 63         | 438        | 26         | 2814  |                    |  |  |  |  |  |  |  |  |  |  |  |  |  |
| 745-845       | 81        | 528       | 1         | 25        | 1220      | 119       | 82        | 372       | 46        | 73         | 481        | 27         | 3055  |                    |  |  |  |  |  |  |  |  |  |  |  |  |  |
| 800-900       | 86        | 574       | 2         | 24        | 1296      | 123       | 96        | 385       | 65        | 80         | 529        | 23         | 3283  |                    |  |  |  |  |  |  |  |  |  |  |  |  |  |



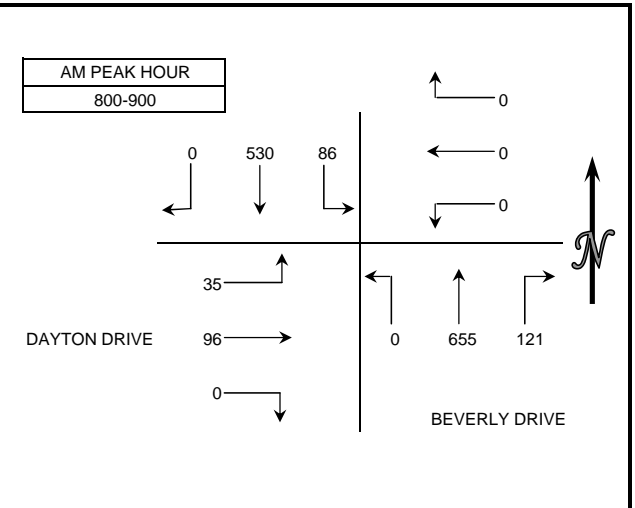
| 15 MIN COUNTS |           |           |           |           |           |           |           |           |           |            |            |            |       | 4:00 PM TO 6:00 PM |  |  |  |  |  |  |  |  |  |  |  |  |  |
|---------------|-----------|-----------|-----------|-----------|-----------|-----------|-----------|-----------|-----------|------------|------------|------------|-------|--------------------|--|--|--|--|--|--|--|--|--|--|--|--|--|
| PERIOD        | 1<br>SBRT | 2<br>SBTH | 3<br>SBLT | 4<br>WBRT | 5<br>WBTH | 6<br>WBLT | 7<br>NBRT | 8<br>NBTH | 9<br>NBLT | 10<br>EBRT | 11<br>EBTH | 12<br>EBLT | TOTAL |                    |  |  |  |  |  |  |  |  |  |  |  |  |  |
| 400-415       | 23        | 123       | 0         | 10        | 164       | 19        | 52        | 166       | 26        | 40         | 249        | 30         | 902   |                    |  |  |  |  |  |  |  |  |  |  |  |  |  |
| 415-430       | 16        | 106       | 0         | 9         | 160       | 17        | 30        | 188       | 27        | 29         | 215        | 22         | 819   |                    |  |  |  |  |  |  |  |  |  |  |  |  |  |
| 430-445       | 23        | 136       | 0         | 11        | 183       | 16        | 40        | 200       | 19        | 49         | 259        | 30         | 966   |                    |  |  |  |  |  |  |  |  |  |  |  |  |  |
| 445-500       | 17        | 124       | 0         | 5         | 177       | 17        | 52        | 185       | 24        | 47         | 256        | 28         | 932   |                    |  |  |  |  |  |  |  |  |  |  |  |  |  |
| 500-515       | 13        | 117       | 0         | 10        | 179       | 14        | 50        | 169       | 16        | 48         | 285        | 33         | 934   |                    |  |  |  |  |  |  |  |  |  |  |  |  |  |
| 515-530       | 16        | 130       | 0         | 9         | 187       | 23        | 50        | 201       | 23        | 36         | 310        | 28         | 1013  |                    |  |  |  |  |  |  |  |  |  |  |  |  |  |
| 530-545       | 14        | 128       | 0         | 6         | 171       | 38        | 48        | 195       | 17        | 35         | 286        | 25         | 963   |                    |  |  |  |  |  |  |  |  |  |  |  |  |  |
| 545-600       | 12        | 117       | 0         | 7         | 158       | 31        | 57        | 165       | 12        | 32         | 295        | 25         | 911   |                    |  |  |  |  |  |  |  |  |  |  |  |  |  |
| HOUR TOTALS   |           |           |           |           |           |           |           |           |           |            |            |            |       |                    |  |  |  |  |  |  |  |  |  |  |  |  |  |
| TIME          | 1<br>SBRT | 2<br>SBTH | 3<br>SBLT | 4<br>WBRT | 5<br>WBTH | 6<br>WBLT | 7<br>NBRT | 8<br>NBTH | 9<br>NBLT | 10<br>EBRT | 11<br>EBTH | 12<br>EBLT | TOTAL |                    |  |  |  |  |  |  |  |  |  |  |  |  |  |
| 400-500       | 79        | 489       | 0         | 35        | 684       | 69        | 174       | 739       | 96        | 165        | 979        | 110        | 3619  |                    |  |  |  |  |  |  |  |  |  |  |  |  |  |
| 415-515       | 69        | 483       | 0         | 35        | 699       | 64        | 172       | 742       | 86        | 173        | 1015       | 113        | 3651  |                    |  |  |  |  |  |  |  |  |  |  |  |  |  |
| 430-530       | 69        | 507       | 0         | 35        | 726       | 70        | 192       | 755       | 82        | 180        | 1110       | 119        | 3845  |                    |  |  |  |  |  |  |  |  |  |  |  |  |  |
| 445-545       | 60        | 499       | 0         | 30        | 714       | 92        | 200       | 750       | 80        | 166        | 1137       | 114        | 3842  |                    |  |  |  |  |  |  |  |  |  |  |  |  |  |
| 500-600       | 55        | 492       | 0         | 32        | 695       | 106       | 205       | 730       | 68        | 151        | 1176       | 111        | 3821  |                    |  |  |  |  |  |  |  |  |  |  |  |  |  |



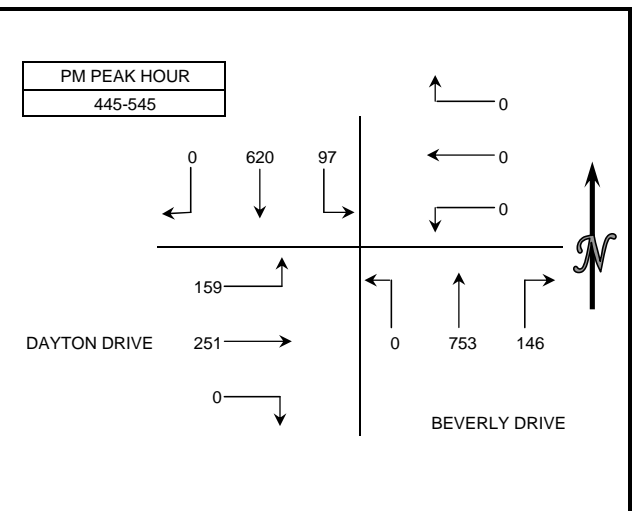
## INTERSECTION TURNING MOVEMENT COUNT SUMMARY

CLIENT: FEHR AND PEERS  
 PROJECT: WESTSIDE EXTENSION TRANSIT CORRIDOR COUNT PROGRAM  
 DATE: WEDNESDAY MAY 20, 2009  
 PERIODS: 7:00 AM TO 9:00 AM AND 4:00 PM TO 6:00 PM  
 INTERSECTION: N/S BEVERLY DRIVE  
 E/W DAYTON DRIVE  
 CITY: BEVERLY HILLS

| 15 MIN COUNTS |           |           |           |           |           |           |           |           |           |            |            |            | 7:00 AM TO 9:00 AM |
|---------------|-----------|-----------|-----------|-----------|-----------|-----------|-----------|-----------|-----------|------------|------------|------------|--------------------|
| PERIOD        | 1<br>SBRT | 2<br>SBTH | 3<br>SBLT | 4<br>WBRT | 5<br>WBTH | 6<br>WBLT | 7<br>NBRT | 8<br>NBTH | 9<br>NBLT | 10<br>EBRT | 11<br>EBTH | 12<br>EBLT | TOTAL              |
| 700-715       | 0         | 75        | 10        | 0         | 0         | 0         | 11        | 77        | 0         | 0          | 5          | 4          | 182                |
| 715-730       | 0         | 87        | 6         | 0         | 0         | 0         | 10        | 101       | 0         | 0          | 11         | 5          | 220                |
| 730-745       | 0         | 123       | 13        | 0         | 0         | 0         | 15        | 127       | 0         | 0          | 11         | 8          | 297                |
| 745-800       | 0         | 115       | 6         | 0         | 0         | 0         | 18        | 132       | 0         | 0          | 10         | 7          | 288                |
| 800-815       | 0         | 131       | 18        | 0         | 0         | 0         | 26        | 153       | 0         | 0          | 19         | 9          | 356                |
| 815-830       | 0         | 130       | 14        | 0         | 0         | 0         | 34        | 179       | 0         | 0          | 29         | 9          | 395                |
| 830-845       | 0         | 130       | 21        | 0         | 0         | 0         | 26        | 144       | 0         | 0          | 27         | 7          | 355                |
| 845-900       | 0         | 139       | 33        | 0         | 0         | 0         | 35        | 179       | 0         | 0          | 21         | 10         | 417                |
| HOUR TOTALS   |           |           |           |           |           |           |           |           |           |            |            |            |                    |
| TIME          | 1<br>SBRT | 2<br>SBTH | 3<br>SBLT | 4<br>WBRT | 5<br>WBTH | 6<br>WBLT | 7<br>NBRT | 8<br>NBTH | 9<br>NBLT | 10<br>EBRT | 11<br>EBTH | 12<br>EBLT | TOTAL              |
| 700-800       | 0         | 400       | 35        | 0         | 0         | 0         | 54        | 437       | 0         | 0          | 37         | 24         | 987                |
| 715-815       | 0         | 456       | 43        | 0         | 0         | 0         | 69        | 513       | 0         | 0          | 51         | 29         | 1161               |
| 730-830       | 0         | 499       | 51        | 0         | 0         | 0         | 93        | 591       | 0         | 0          | 69         | 33         | 1336               |
| 745-845       | 0         | 506       | 59        | 0         | 0         | 0         | 104       | 608       | 0         | 0          | 85         | 32         | 1394               |
| 800-900       | 0         | 530       | 86        | 0         | 0         | 0         | 121       | 655       | 0         | 0          | 96         | 35         | 1523               |



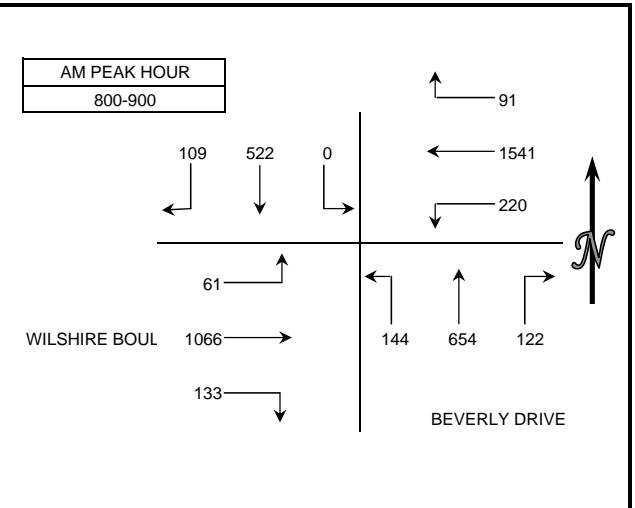
| 15 MIN COUNTS |           |           |           |           |           |           |           |           |           |            |            |            | 4:00 PM TO 6:00 PM |
|---------------|-----------|-----------|-----------|-----------|-----------|-----------|-----------|-----------|-----------|------------|------------|------------|--------------------|
| PERIOD        | 1<br>SBRT | 2<br>SBTH | 3<br>SBLT | 4<br>WBRT | 5<br>WBTH | 6<br>WBLT | 7<br>NBRT | 8<br>NBTH | 9<br>NBLT | 10<br>EBRT | 11<br>EBTH | 12<br>EBLT | TOTAL              |
| 400-415       | 0         | 157       | 24        | 0         | 0         | 0         | 35        | 193       | 0         | 0          | 67         | 36         | 512                |
| 415-430       | 0         | 133       | 24        | 0         | 0         | 0         | 29        | 171       | 0         | 0          | 36         | 26         | 419                |
| 430-445       | 0         | 126       | 19        | 0         | 0         | 0         | 39        | 175       | 0         | 0          | 48         | 48         | 455                |
| 445-500       | 0         | 147       | 29        | 0         | 0         | 0         | 31        | 166       | 0         | 0          | 64         | 30         | 467                |
| 500-515       | 0         | 181       | 28        | 0         | 0         | 0         | 48        | 196       | 0         | 0          | 84         | 49         | 586                |
| 515-530       | 0         | 133       | 17        | 0         | 0         | 0         | 31        | 185       | 0         | 0          | 40         | 33         | 439                |
| 530-545       | 0         | 159       | 23        | 0         | 0         | 0         | 36        | 206       | 0         | 0          | 63         | 47         | 534                |
| 545-600       | 0         | 123       | 27        | 0         | 0         | 0         | 40        | 171       | 0         | 0          | 59         | 35         | 455                |
| HOUR TOTALS   |           |           |           |           |           |           |           |           |           |            |            |            |                    |
| TIME          | 1<br>SBRT | 2<br>SBTH | 3<br>SBLT | 4<br>WBRT | 5<br>WBTH | 6<br>WBLT | 7<br>NBRT | 8<br>NBTH | 9<br>NBLT | 10<br>EBRT | 11<br>EBTH | 12<br>EBLT | TOTAL              |
| 400-500       | 0         | 563       | 96        | 0         | 0         | 0         | 134       | 705       | 0         | 0          | 215        | 140        | 1853               |
| 415-515       | 0         | 587       | 100       | 0         | 0         | 0         | 147       | 708       | 0         | 0          | 232        | 153        | 1927               |
| 430-530       | 0         | 587       | 93        | 0         | 0         | 0         | 149       | 722       | 0         | 0          | 236        | 160        | 1947               |
| 445-545       | 0         | 620       | 97        | 0         | 0         | 0         | 146       | 753       | 0         | 0          | 251        | 159        | 2026               |
| 500-600       | 0         | 596       | 95        | 0         | 0         | 0         | 155       | 758       | 0         | 0          | 246        | 164        | 2014               |



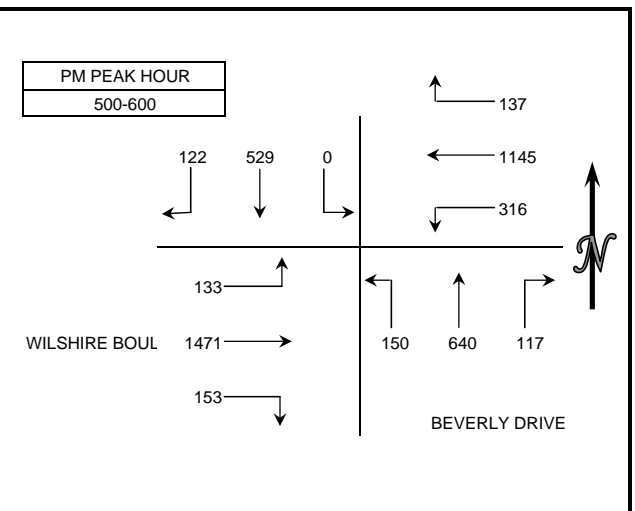
## INTERSECTION TURNING MOVEMENT COUNT SUMMARY

CLIENT: FEHR AND PEERS  
 PROJECT: WESTSIDE EXTENSION TRANSIT CORRIDOR COUNT PROGRAM  
 DATE: WEDNESDAY MAY 20, 2009  
 PERIODS: 7:00 AM TO 9:00 AM AND 4:00 PM TO 6:00 PM  
 INTERSECTION: N/S BEVERLY DRIVE  
 E/W WILSHIRE BOULEVARD  
 CITY: BEVERLY HILLS

| 15 MIN COUNTS |           |           |           |           |           |           |           |           |           |            |            |            |       | 7:00 AM TO 9:00 AM |  |  |  |  |  |  |  |  |  |  |  |  |  |
|---------------|-----------|-----------|-----------|-----------|-----------|-----------|-----------|-----------|-----------|------------|------------|------------|-------|--------------------|--|--|--|--|--|--|--|--|--|--|--|--|--|
| PERIOD        | 1<br>SBRT | 2<br>SBTH | 3<br>SBLT | 4<br>WBRT | 5<br>WBTH | 6<br>WBLT | 7<br>NBRT | 8<br>NBTH | 9<br>NBLT | 10<br>EBRT | 11<br>EBTH | 12<br>EBLT | TOTAL |                    |  |  |  |  |  |  |  |  |  |  |  |  |  |
| 700-715       | 14        | 70        | 0         | 18        | 243       | 22        | 18        | 56        | 22        | 3          | 151        | 10         | 627   |                    |  |  |  |  |  |  |  |  |  |  |  |  |  |
| 715-730       | 18        | 57        | 0         | 24        | 272       | 28        | 24        | 85        | 13        | 12         | 180        | 16         | 729   |                    |  |  |  |  |  |  |  |  |  |  |  |  |  |
| 730-745       | 18        | 85        | 0         | 25        | 331       | 32        | 15        | 116       | 25        | 28         | 228        | 8          | 911   |                    |  |  |  |  |  |  |  |  |  |  |  |  |  |
| 745-800       | 20        | 97        | 0         | 23        | 382       | 45        | 27        | 137       | 34        | 16         | 258        | 4          | 1043  |                    |  |  |  |  |  |  |  |  |  |  |  |  |  |
| 800-815       | 19        | 107       | 0         | 19        | 366       | 56        | 15        | 144       | 34        | 25         | 279        | 15         | 1079  |                    |  |  |  |  |  |  |  |  |  |  |  |  |  |
| 815-830       | 23        | 132       | 0         | 21        | 425       | 50        | 28        | 179       | 33        | 33         | 244        | 14         | 1182  |                    |  |  |  |  |  |  |  |  |  |  |  |  |  |
| 830-845       | 29        | 127       | 0         | 28        | 394       | 61        | 42        | 147       | 37        | 28         | 282        | 11         | 1186  |                    |  |  |  |  |  |  |  |  |  |  |  |  |  |
| 845-900       | 38        | 156       | 0         | 23        | 356       | 53        | 37        | 184       | 40        | 47         | 261        | 21         | 1216  |                    |  |  |  |  |  |  |  |  |  |  |  |  |  |
| HOOR TOTALS   |           |           |           |           |           |           |           |           |           |            |            |            |       |                    |  |  |  |  |  |  |  |  |  |  |  |  |  |
| TIME          | 1<br>SBRT | 2<br>SBTH | 3<br>SBLT | 4<br>WBRT | 5<br>WBTH | 6<br>WBLT | 7<br>NBRT | 8<br>NBTH | 9<br>NBLT | 10<br>EBRT | 11<br>EBTH | 12<br>EBLT | TOTAL |                    |  |  |  |  |  |  |  |  |  |  |  |  |  |
| 700-800       | 70        | 309       | 0         | 90        | 1228      | 127       | 84        | 394       | 94        | 59         | 817        | 38         | 3310  |                    |  |  |  |  |  |  |  |  |  |  |  |  |  |
| 715-815       | 75        | 346       | 0         | 91        | 1351      | 161       | 81        | 482       | 106       | 81         | 945        | 43         | 3762  |                    |  |  |  |  |  |  |  |  |  |  |  |  |  |
| 730-830       | 80        | 421       | 0         | 88        | 1504      | 183       | 85        | 576       | 126       | 102        | 1009       | 41         | 4215  |                    |  |  |  |  |  |  |  |  |  |  |  |  |  |
| 745-845       | 91        | 463       | 0         | 91        | 1567      | 212       | 112       | 607       | 138       | 102        | 1063       | 44         | 4490  |                    |  |  |  |  |  |  |  |  |  |  |  |  |  |
| 800-900       | 109       | 522       | 0         | 91        | 1541      | 220       | 122       | 654       | 144       | 133        | 1066       | 61         | 4663  |                    |  |  |  |  |  |  |  |  |  |  |  |  |  |



| 15 MIN COUNTS |           |           |           |           |           |           |           |           |           |            |            |            |       | 4:00 PM TO 6:00 PM |  |  |  |  |  |  |  |  |  |  |  |  |  |
|---------------|-----------|-----------|-----------|-----------|-----------|-----------|-----------|-----------|-----------|------------|------------|------------|-------|--------------------|--|--|--|--|--|--|--|--|--|--|--|--|--|
| PERIOD        | 1<br>SBRT | 2<br>SBTH | 3<br>SBLT | 4<br>WBRT | 5<br>WBTH | 6<br>WBLT | 7<br>NBRT | 8<br>NBTH | 9<br>NBLT | 10<br>EBRT | 11<br>EBTH | 12<br>EBLT | TOTAL |                    |  |  |  |  |  |  |  |  |  |  |  |  |  |
| 400-415       | 43        | 130       | 0         | 28        | 342       | 62        | 36        | 169       | 30        | 37         | 392        | 27         | 1296  |                    |  |  |  |  |  |  |  |  |  |  |  |  |  |
| 415-430       | 48        | 109       | 0         | 21        | 322       | 71        | 40        | 130       | 36        | 39         | 319        | 29         | 1164  |                    |  |  |  |  |  |  |  |  |  |  |  |  |  |
| 430-445       | 37        | 85        | 0         | 36        | 286       | 77        | 33        | 153       | 36        | 27         | 337        | 21         | 1128  |                    |  |  |  |  |  |  |  |  |  |  |  |  |  |
| 445-500       | 47        | 99        | 0         | 24        | 257       | 82        | 33        | 134       | 30        | 35         | 378        | 30         | 1149  |                    |  |  |  |  |  |  |  |  |  |  |  |  |  |
| 500-515       | 34        | 116       | 0         | 40        | 282       | 100       | 26        | 150       | 38        | 31         | 353        | 41         | 1211  |                    |  |  |  |  |  |  |  |  |  |  |  |  |  |
| 515-530       | 25        | 158       | 0         | 23        | 307       | 74        | 35        | 171       | 38        | 43         | 401        | 27         | 1302  |                    |  |  |  |  |  |  |  |  |  |  |  |  |  |
| 530-545       | 26        | 140       | 0         | 44        | 299       | 85        | 25        | 155       | 35        | 44         | 338        | 31         | 1222  |                    |  |  |  |  |  |  |  |  |  |  |  |  |  |
| 545-600       | 37        | 115       | 0         | 30        | 257       | 57        | 31        | 164       | 39        | 35         | 379        | 34         | 1178  |                    |  |  |  |  |  |  |  |  |  |  |  |  |  |
| HOOR TOTALS   |           |           |           |           |           |           |           |           |           |            |            |            |       |                    |  |  |  |  |  |  |  |  |  |  |  |  |  |
| TIME          | 1<br>SBRT | 2<br>SBTH | 3<br>SBLT | 4<br>WBRT | 5<br>WBTH | 6<br>WBLT | 7<br>NBRT | 8<br>NBTH | 9<br>NBLT | 10<br>EBRT | 11<br>EBTH | 12<br>EBLT | TOTAL |                    |  |  |  |  |  |  |  |  |  |  |  |  |  |
| 400-500       | 175       | 423       | 0         | 109       | 1207      | 292       | 142       | 586       | 132       | 138        | 1426       | 107        | 4737  |                    |  |  |  |  |  |  |  |  |  |  |  |  |  |
| 415-515       | 166       | 409       | 0         | 121       | 1147      | 330       | 132       | 567       | 140       | 132        | 1387       | 121        | 4652  |                    |  |  |  |  |  |  |  |  |  |  |  |  |  |
| 430-530       | 143       | 458       | 0         | 123       | 1132      | 333       | 127       | 608       | 142       | 136        | 1469       | 119        | 4790  |                    |  |  |  |  |  |  |  |  |  |  |  |  |  |
| 445-545       | 132       | 513       | 0         | 131       | 1145      | 341       | 119       | 610       | 141       | 153        | 1470       | 129        | 4884  |                    |  |  |  |  |  |  |  |  |  |  |  |  |  |
| 500-600       | 122       | 529       | 0         | 137       | 1145      | 316       | 117       | 640       | 150       | 153        | 1471       | 133        | 4913  |                    |  |  |  |  |  |  |  |  |  |  |  |  |  |

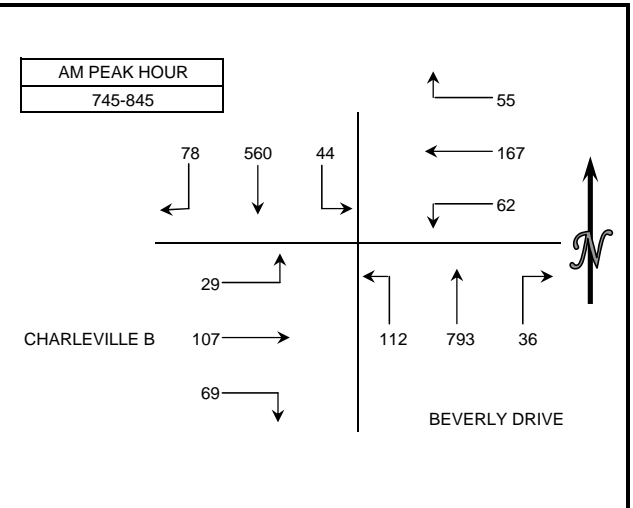




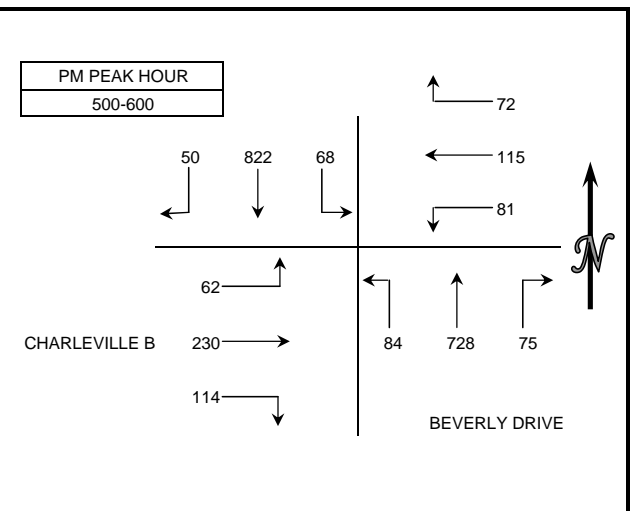
## INTERSECTION TURNING MOVEMENT COUNT SUMMARY

CLIENT: FEHR AND PEERS  
 PROJECT: WESTSIDE EXTENSION TRANSIT CORRIDOR COUNT PROGRAM  
 DATE: TUESDAY MAY 19, 2009  
 PERIODS: 7:00 AM TO 9:00 AM AND 4:00 PM TO 6:00 PM  
 INTERSECTION: N/S BEVERLY DRIVE  
 E/W CHARLEVILLE BOULEVARD  
 CITY: BEVERLY HILLS

| 15 MIN COUNTS |           |           |           |           |           |           |           |           |           |            |            |            |       | 7:00 AM TO 9:00 AM |  |  |  |  |  |  |  |  |  |  |  |  |  |
|---------------|-----------|-----------|-----------|-----------|-----------|-----------|-----------|-----------|-----------|------------|------------|------------|-------|--------------------|--|--|--|--|--|--|--|--|--|--|--|--|--|
| PERIOD        | 1<br>SBRT | 2<br>SBTH | 3<br>SBLT | 4<br>WBRT | 5<br>WBTH | 6<br>WBLT | 7<br>NBRT | 8<br>NBTH | 9<br>NBLT | 10<br>EBRT | 11<br>EBTH | 12<br>EBLT | TOTAL |                    |  |  |  |  |  |  |  |  |  |  |  |  |  |
| 700-715       | 11        | 82        | 8         | 5         | 20        | 10        | 8         | 96        | 19        | 10         | 3          | 2          | 274   |                    |  |  |  |  |  |  |  |  |  |  |  |  |  |
| 715-730       | 15        | 100       | 4         | 7         | 33        | 7         | 5         | 122       | 17        | 13         | 9          | 6          | 338   |                    |  |  |  |  |  |  |  |  |  |  |  |  |  |
| 730-745       | 21        | 133       | 12        | 7         | 45        | 9         | 13        | 156       | 10        | 13         | 16         | 9          | 444   |                    |  |  |  |  |  |  |  |  |  |  |  |  |  |
| 745-800       | 21        | 120       | 11        | 12        | 60        | 17        | 4         | 195       | 32        | 19         | 38         | 6          | 535   |                    |  |  |  |  |  |  |  |  |  |  |  |  |  |
| 800-815       | 16        | 163       | 11        | 12        | 35        | 13        | 9         | 178       | 28        | 14         | 43         | 11         | 533   |                    |  |  |  |  |  |  |  |  |  |  |  |  |  |
| 815-830       | 15        | 139       | 11        | 14        | 35        | 17        | 9         | 198       | 27        | 16         | 12         | 5          | 498   |                    |  |  |  |  |  |  |  |  |  |  |  |  |  |
| 830-845       | 26        | 138       | 11        | 17        | 37        | 15        | 14        | 222       | 25        | 20         | 14         | 7          | 546   |                    |  |  |  |  |  |  |  |  |  |  |  |  |  |
| 845-900       | 24        | 138       | 12        | 18        | 37        | 10        | 20        | 199       | 27        | 6          | 9          | 6          | 506   |                    |  |  |  |  |  |  |  |  |  |  |  |  |  |
| HOUR TOTALS   |           |           |           |           |           |           |           |           |           |            |            |            |       |                    |  |  |  |  |  |  |  |  |  |  |  |  |  |
| TIME          | 1<br>SBRT | 2<br>SBTH | 3<br>SBLT | 4<br>WBRT | 5<br>WBTH | 6<br>WBLT | 7<br>NBRT | 8<br>NBTH | 9<br>NBLT | 10<br>EBRT | 11<br>EBTH | 12<br>EBLT | TOTAL |                    |  |  |  |  |  |  |  |  |  |  |  |  |  |
| 700-800       | 68        | 435       | 35        | 31        | 158       | 43        | 30        | 569       | 78        | 55         | 66         | 23         | 1591  |                    |  |  |  |  |  |  |  |  |  |  |  |  |  |
| 715-815       | 73        | 516       | 38        | 38        | 173       | 46        | 31        | 651       | 87        | 59         | 106        | 32         | 1850  |                    |  |  |  |  |  |  |  |  |  |  |  |  |  |
| 730-830       | 73        | 555       | 45        | 45        | 175       | 56        | 35        | 727       | 97        | 62         | 109        | 31         | 2010  |                    |  |  |  |  |  |  |  |  |  |  |  |  |  |
| 745-845       | 78        | 560       | 44        | 55        | 167       | 62        | 36        | 793       | 112       | 69         | 107        | 29         | 2112  |                    |  |  |  |  |  |  |  |  |  |  |  |  |  |
| 800-900       | 81        | 578       | 45        | 61        | 144       | 55        | 52        | 797       | 107       | 56         | 78         | 29         | 2083  |                    |  |  |  |  |  |  |  |  |  |  |  |  |  |



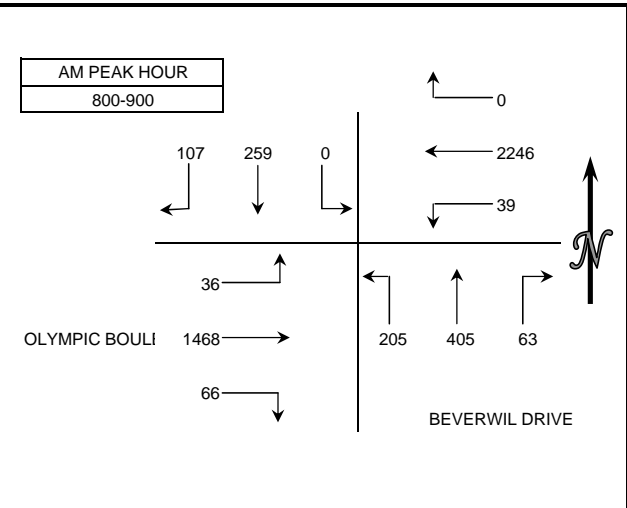
| 15 MIN COUNTS |           |           |           |           |           |           |           |           |           |            |            |            |       | 4:00 PM TO 6:00 PM |  |  |  |  |  |  |  |  |  |  |  |  |  |
|---------------|-----------|-----------|-----------|-----------|-----------|-----------|-----------|-----------|-----------|------------|------------|------------|-------|--------------------|--|--|--|--|--|--|--|--|--|--|--|--|--|
| PERIOD        | 1<br>SBRT | 2<br>SBTH | 3<br>SBLT | 4<br>WBRT | 5<br>WBTH | 6<br>WBLT | 7<br>NBRT | 8<br>NBTH | 9<br>NBLT | 10<br>EBRT | 11<br>EBTH | 12<br>EBLT | TOTAL |                    |  |  |  |  |  |  |  |  |  |  |  |  |  |
| 400-415       | 14        | 206       | 19        | 20        | 29        | 24        | 18        | 164       | 20        | 45         | 33         | 22         | 614   |                    |  |  |  |  |  |  |  |  |  |  |  |  |  |
| 415-430       | 24        | 210       | 20        | 22        | 30        | 17        | 26        | 165       | 16        | 34         | 28         | 15         | 607   |                    |  |  |  |  |  |  |  |  |  |  |  |  |  |
| 430-445       | 19        | 190       | 21        | 19        | 26        | 17        | 25        | 165       | 18        | 38         | 31         | 20         | 589   |                    |  |  |  |  |  |  |  |  |  |  |  |  |  |
| 445-500       | 23        | 195       | 19        | 21        | 25        | 13        | 18        | 177       | 25        | 32         | 37         | 13         | 598   |                    |  |  |  |  |  |  |  |  |  |  |  |  |  |
| 500-515       | 15        | 216       | 19        | 17        | 40        | 28        | 22        | 204       | 27        | 31         | 48         | 19         | 686   |                    |  |  |  |  |  |  |  |  |  |  |  |  |  |
| 515-530       | 11        | 186       | 13        | 21        | 22        | 19        | 15        | 159       | 25        | 28         | 63         | 14         | 576   |                    |  |  |  |  |  |  |  |  |  |  |  |  |  |
| 530-545       | 12        | 210       | 16        | 19        | 26        | 17        | 18        | 186       | 16        | 34         | 55         | 18         | 627   |                    |  |  |  |  |  |  |  |  |  |  |  |  |  |
| 545-600       | 12        | 210       | 20        | 15        | 27        | 17        | 20        | 179       | 16        | 21         | 64         | 11         | 612   |                    |  |  |  |  |  |  |  |  |  |  |  |  |  |
| HOUR TOTALS   |           |           |           |           |           |           |           |           |           |            |            |            |       |                    |  |  |  |  |  |  |  |  |  |  |  |  |  |
| TIME          | 1<br>SBRT | 2<br>SBTH | 3<br>SBLT | 4<br>WBRT | 5<br>WBTH | 6<br>WBLT | 7<br>NBRT | 8<br>NBTH | 9<br>NBLT | 10<br>EBRT | 11<br>EBTH | 12<br>EBLT | TOTAL |                    |  |  |  |  |  |  |  |  |  |  |  |  |  |
| 400-500       | 80        | 801       | 79        | 82        | 110       | 71        | 87        | 671       | 79        | 149        | 129        | 70         | 2408  |                    |  |  |  |  |  |  |  |  |  |  |  |  |  |
| 415-515       | 81        | 811       | 79        | 79        | 121       | 75        | 91        | 711       | 86        | 135        | 144        | 67         | 2480  |                    |  |  |  |  |  |  |  |  |  |  |  |  |  |
| 430-530       | 68        | 787       | 72        | 78        | 113       | 77        | 80        | 705       | 95        | 129        | 179        | 66         | 2449  |                    |  |  |  |  |  |  |  |  |  |  |  |  |  |
| 445-545       | 61        | 807       | 67        | 78        | 113       | 77        | 73        | 726       | 93        | 125        | 203        | 64         | 2487  |                    |  |  |  |  |  |  |  |  |  |  |  |  |  |
| 500-600       | 50        | 822       | 68        | 72        | 115       | 81        | 75        | 728       | 84        | 114        | 230        | 62         | 2501  |                    |  |  |  |  |  |  |  |  |  |  |  |  |  |



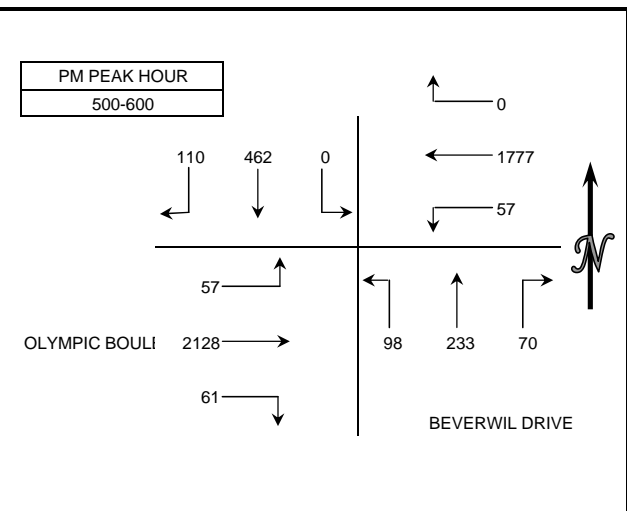
## INTERSECTION TURNING MOVEMENT COUNT SUMMARY

CLIENT: FEHR AND PEERS  
 PROJECT: WESTSIDE EXTENSION TRANSIT CORRIDOR COUNT PROGRAM  
 DATE: THURSDAY MAY 7, 2009  
 PERIODS: 7:00 AM TO 9:00 AM AND 4:00 PM TO 6:00 PM  
 INTERSECTION: N/S BEVERWIL DRIVE  
 E/W OLYMPIC BOULEVARD  
 CITY: BEVERLY HILLS

| 15 MIN COUNTS |           |           |           |           |           |           |           |           |           |            |            |            |       | 7:00 AM TO 9:00 AM |  |  |  |  |  |  |  |  |  |  |  |  |  |
|---------------|-----------|-----------|-----------|-----------|-----------|-----------|-----------|-----------|-----------|------------|------------|------------|-------|--------------------|--|--|--|--|--|--|--|--|--|--|--|--|--|
| PERIOD        | 1<br>SBRT | 2<br>SBTH | 3<br>SBLT | 4<br>WBRT | 5<br>WBTH | 6<br>WBLT | 7<br>NBRT | 8<br>NBTH | 9<br>NBLT | 10<br>EBRT | 11<br>EBTH | 12<br>EBLT | TOTAL |                    |  |  |  |  |  |  |  |  |  |  |  |  |  |
| 700-715       | 14        | 20        | 0         | 0         | 395       | 5         | 14        | 39        | 23        | 5          | 141        | 3          | 659   |                    |  |  |  |  |  |  |  |  |  |  |  |  |  |
| 715-730       | 13        | 48        | 0         | 0         | 483       | 8         | 3         | 56        | 26        | 3          | 196        | 3          | 839   |                    |  |  |  |  |  |  |  |  |  |  |  |  |  |
| 730-745       | 24        | 49        | 0         | 0         | 563       | 5         | 12        | 70        | 41        | 13         | 262        | 7          | 1046  |                    |  |  |  |  |  |  |  |  |  |  |  |  |  |
| 745-800       | 20        | 43        | 0         | 0         | 591       | 7         | 19        | 78        | 56        | 10         | 313        | 5          | 1142  |                    |  |  |  |  |  |  |  |  |  |  |  |  |  |
| 800-815       | 22        | 80        | 0         | 0         | 579       | 10        | 12        | 89        | 34        | 16         | 382        | 12         | 1236  |                    |  |  |  |  |  |  |  |  |  |  |  |  |  |
| 815-830       | 23        | 59        | 0         | 0         | 551       | 9         | 13        | 104       | 61        | 18         | 357        | 9          | 1204  |                    |  |  |  |  |  |  |  |  |  |  |  |  |  |
| 830-845       | 33        | 63        | 0         | 0         | 577       | 11        | 20        | 98        | 59        | 16         | 344        | 4          | 1225  |                    |  |  |  |  |  |  |  |  |  |  |  |  |  |
| 845-900       | 29        | 57        | 0         | 0         | 539       | 9         | 18        | 114       | 51        | 16         | 385        | 11         | 1229  |                    |  |  |  |  |  |  |  |  |  |  |  |  |  |
| HOURLY TOTALS |           |           |           |           |           |           |           |           |           |            |            |            |       |                    |  |  |  |  |  |  |  |  |  |  |  |  |  |
| TIME          | 1<br>SBRT | 2<br>SBTH | 3<br>SBLT | 4<br>WBRT | 5<br>WBTH | 6<br>WBLT | 7<br>NBRT | 8<br>NBTH | 9<br>NBLT | 10<br>EBRT | 11<br>EBTH | 12<br>EBLT | TOTAL |                    |  |  |  |  |  |  |  |  |  |  |  |  |  |
| 700-800       | 71        | 160       | 0         | 0         | 2032      | 25        | 48        | 243       | 146       | 31         | 912        | 18         | 3686  |                    |  |  |  |  |  |  |  |  |  |  |  |  |  |
| 715-815       | 79        | 220       | 0         | 0         | 2216      | 30        | 46        | 293       | 157       | 42         | 1153       | 27         | 4263  |                    |  |  |  |  |  |  |  |  |  |  |  |  |  |
| 730-830       | 89        | 231       | 0         | 0         | 2284      | 31        | 56        | 341       | 192       | 57         | 1314       | 33         | 4628  |                    |  |  |  |  |  |  |  |  |  |  |  |  |  |
| 745-845       | 98        | 245       | 0         | 0         | 2298      | 37        | 64        | 369       | 210       | 60         | 1396       | 30         | 4807  |                    |  |  |  |  |  |  |  |  |  |  |  |  |  |
| 800-900       | 107       | 259       | 0         | 0         | 2246      | 39        | 63        | 405       | 205       | 66         | 1468       | 36         | 4894  |                    |  |  |  |  |  |  |  |  |  |  |  |  |  |



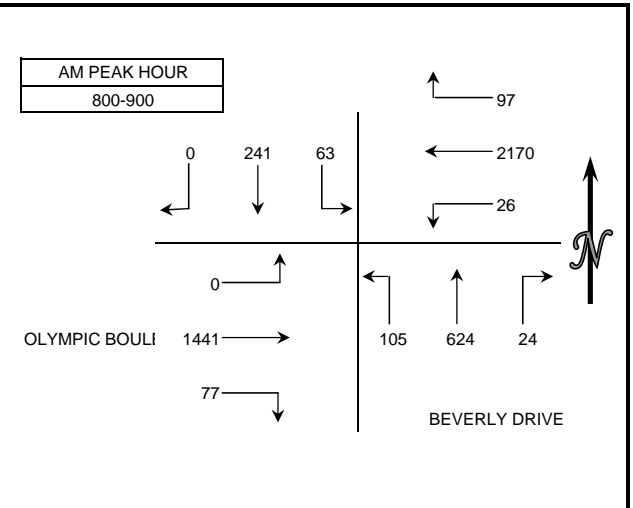
| 15 MIN COUNTS |           |           |           |           |           |           |           |           |           |            |            |            |       | 4:00 PM TO 6:00 PM |  |  |  |  |  |  |  |  |  |  |  |  |  |
|---------------|-----------|-----------|-----------|-----------|-----------|-----------|-----------|-----------|-----------|------------|------------|------------|-------|--------------------|--|--|--|--|--|--|--|--|--|--|--|--|--|
| PERIOD        | 1<br>SBRT | 2<br>SBTH | 3<br>SBLT | 4<br>WBRT | 5<br>WBTH | 6<br>WBLT | 7<br>NBRT | 8<br>NBTH | 9<br>NBLT | 10<br>EBRT | 11<br>EBTH | 12<br>EBLT | TOTAL |                    |  |  |  |  |  |  |  |  |  |  |  |  |  |
| 400-415       | 32        | 98        | 0         | 0         | 386       | 20        | 25        | 63        | 23        | 16         | 563        | 10         | 1236  |                    |  |  |  |  |  |  |  |  |  |  |  |  |  |
| 415-430       | 42        | 116       | 0         | 0         | 381       | 12        | 18        | 59        | 39        | 11         | 531        | 14         | 1223  |                    |  |  |  |  |  |  |  |  |  |  |  |  |  |
| 430-445       | 28        | 105       | 0         | 0         | 401       | 17        | 25        | 59        | 30        | 17         | 509        | 6          | 1197  |                    |  |  |  |  |  |  |  |  |  |  |  |  |  |
| 445-500       | 30        | 101       | 0         | 0         | 368       | 15        | 26        | 70        | 29        | 13         | 558        | 14         | 1224  |                    |  |  |  |  |  |  |  |  |  |  |  |  |  |
| 500-515       | 32        | 109       | 0         | 0         | 443       | 19        | 9         | 53        | 26        | 16         | 511        | 14         | 1232  |                    |  |  |  |  |  |  |  |  |  |  |  |  |  |
| 515-530       | 27        | 120       | 0         | 0         | 438       | 16        | 20        | 73        | 24        | 12         | 525        | 15         | 1270  |                    |  |  |  |  |  |  |  |  |  |  |  |  |  |
| 530-545       | 25        | 105       | 0         | 0         | 463       | 11        | 24        | 51        | 17        | 21         | 580        | 14         | 1311  |                    |  |  |  |  |  |  |  |  |  |  |  |  |  |
| 545-600       | 26        | 128       | 0         | 0         | 433       | 11        | 17        | 56        | 31        | 12         | 512        | 14         | 1240  |                    |  |  |  |  |  |  |  |  |  |  |  |  |  |
| HOURLY TOTALS |           |           |           |           |           |           |           |           |           |            |            |            |       |                    |  |  |  |  |  |  |  |  |  |  |  |  |  |
| TIME          | 1<br>SBRT | 2<br>SBTH | 3<br>SBLT | 4<br>WBRT | 5<br>WBTH | 6<br>WBLT | 7<br>NBRT | 8<br>NBTH | 9<br>NBLT | 10<br>EBRT | 11<br>EBTH | 12<br>EBLT | TOTAL |                    |  |  |  |  |  |  |  |  |  |  |  |  |  |
| 400-500       | 132       | 420       | 0         | 0         | 1536      | 64        | 94        | 251       | 121       | 57         | 2161       | 44         | 4880  |                    |  |  |  |  |  |  |  |  |  |  |  |  |  |
| 415-515       | 132       | 431       | 0         | 0         | 1593      | 63        | 78        | 241       | 124       | 57         | 2109       | 48         | 4876  |                    |  |  |  |  |  |  |  |  |  |  |  |  |  |
| 430-530       | 117       | 435       | 0         | 0         | 1650      | 67        | 80        | 255       | 109       | 58         | 2103       | 49         | 4923  |                    |  |  |  |  |  |  |  |  |  |  |  |  |  |
| 445-545       | 114       | 435       | 0         | 0         | 1712      | 61        | 79        | 247       | 96        | 62         | 2174       | 57         | 5037  |                    |  |  |  |  |  |  |  |  |  |  |  |  |  |
| 500-600       | 110       | 462       | 0         | 0         | 1777      | 57        | 70        | 233       | 98        | 61         | 2128       | 57         | 5053  |                    |  |  |  |  |  |  |  |  |  |  |  |  |  |



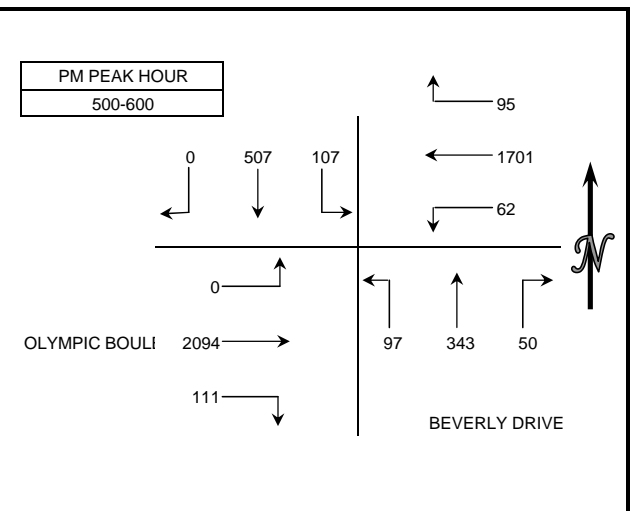
## INTERSECTION TURNING MOVEMENT COUNT SUMMARY

CLIENT: FEHR AND PEERS  
 PROJECT: WESTSIDE EXTENSION TRANSIT CORRIDOR COUNT PROGRAM  
 DATE: THURSDAY MAY 7, 2009  
 PERIODS: 7:00 AM TO 9:00 AM AND 4:00 PM TO 6:00 PM  
 INTERSECTION: N/S BEVERLY DRIVE  
 E/W OLYMPIC BOULEVARD  
 CITY: BEVERLY HILLS

| 15 MIN COUNTS |           |           |           |           |           |           |           |           |           |            |            |            | 7:00 AM TO 9:00 AM |
|---------------|-----------|-----------|-----------|-----------|-----------|-----------|-----------|-----------|-----------|------------|------------|------------|--------------------|
| PERIOD        | 1<br>SBRT | 2<br>SBTH | 3<br>SBLT | 4<br>WBRT | 5<br>WBTH | 6<br>WBLT | 7<br>NBRT | 8<br>NBTH | 9<br>NBLT | 10<br>EBRT | 11<br>EBTH | 12<br>EBLT | TOTAL              |
| 700-715       | 0         | 24        | 7         | 17        | 383       | 0         | 3         | 65        | 14        | 5          | 128        | 0          | 646                |
| 715-730       | 0         | 39        | 16        | 20        | 479       | 1         | 6         | 70        | 15        | 5          | 204        | 0          | 855                |
| 730-745       | 0         | 38        | 15        | 15        | 564       | 1         | 3         | 94        | 20        | 10         | 254        | 0          | 1014               |
| 745-800       | 0         | 34        | 13        | 16        | 556       | 3         | 5         | 149       | 26        | 11         | 300        | 0          | 1113               |
| 800-815       | 0         | 65        | 11        | 25        | 550       | 3         | 7         | 133       | 28        | 12         | 372        | 0          | 1206               |
| 815-830       | 0         | 57        | 16        | 28        | 539       | 4         | 7         | 183       | 29        | 22         | 395        | 0          | 1280               |
| 830-845       | 0         | 62        | 14        | 24        | 553       | 6         | 4         | 159       | 24        | 23         | 342        | 0          | 1211               |
| 845-900       | 0         | 57        | 22        | 20        | 528       | 13        | 6         | 149       | 24        | 20         | 332        | 0          | 1171               |
| HOURLY TOTALS |           |           |           |           |           |           |           |           |           |            |            |            |                    |
| TIME          | 1<br>SBRT | 2<br>SBTH | 3<br>SBLT | 4<br>WBRT | 5<br>WBTH | 6<br>WBLT | 7<br>NBRT | 8<br>NBTH | 9<br>NBLT | 10<br>EBRT | 11<br>EBTH | 12<br>EBLT | TOTAL              |
| 700-800       | 0         | 135       | 51        | 68        | 1982      | 5         | 17        | 378       | 75        | 31         | 886        | 0          | 3628               |
| 715-815       | 0         | 176       | 55        | 76        | 2149      | 8         | 21        | 446       | 89        | 38         | 1130       | 0          | 4188               |
| 730-830       | 0         | 194       | 55        | 84        | 2209      | 11        | 22        | 559       | 103       | 55         | 1321       | 0          | 4613               |
| 745-845       | 0         | 218       | 54        | 93        | 2198      | 16        | 23        | 624       | 107       | 68         | 1409       | 0          | 4810               |
| 800-900       | 0         | 241       | 63        | 97        | 2170      | 26        | 24        | 624       | 105       | 77         | 1441       | 0          | 4868               |



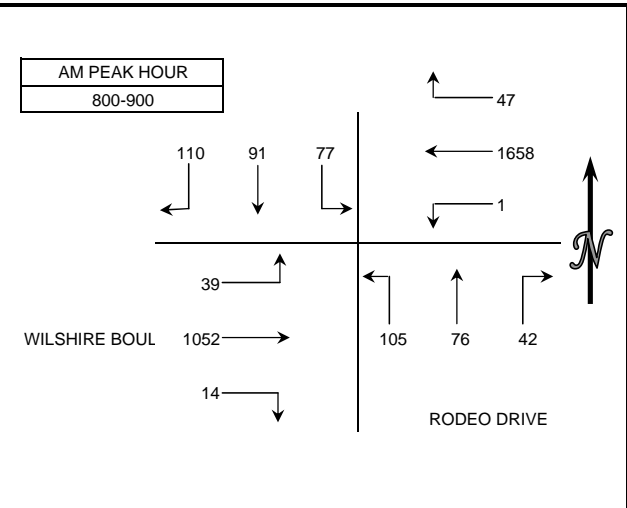
| 15 MIN COUNTS |           |           |           |           |           |           |           |           |           |            |            |            | 4:00 PM TO 6:00 PM |
|---------------|-----------|-----------|-----------|-----------|-----------|-----------|-----------|-----------|-----------|------------|------------|------------|--------------------|
| PERIOD        | 1<br>SBRT | 2<br>SBTH | 3<br>SBLT | 4<br>WBRT | 5<br>WBTH | 6<br>WBLT | 7<br>NBRT | 8<br>NBTH | 9<br>NBLT | 10<br>EBRT | 11<br>EBTH | 12<br>EBLT | TOTAL              |
| 400-415       | 1         | 112       | 32        | 25        | 379       | 9         | 21        | 88        | 21        | 32         | 504        | 0          | 1224               |
| 415-430       | 0         | 115       | 25        | 36        | 366       | 18        | 15        | 102       | 26        | 32         | 524        | 0          | 1259               |
| 430-445       | 0         | 101       | 31        | 30        | 382       | 9         | 10        | 86        | 34        | 20         | 501        | 0          | 1204               |
| 445-500       | 0         | 107       | 27        | 25        | 392       | 15        | 11        | 75        | 22        | 22         | 505        | 0          | 1201               |
| 500-515       | 0         | 137       | 23        | 24        | 413       | 11        | 18        | 102       | 28        | 28         | 514        | 0          | 1298               |
| 515-530       | 0         | 124       | 27        | 24        | 423       | 16        | 9         | 80        | 24        | 27         | 537        | 0          | 1291               |
| 530-545       | 0         | 131       | 29        | 28        | 441       | 17        | 13        | 95        | 23        | 31         | 530        | 0          | 1338               |
| 545-600       | 0         | 115       | 28        | 19        | 424       | 18        | 10        | 66        | 22        | 25         | 513        | 0          | 1240               |
| HOURLY TOTALS |           |           |           |           |           |           |           |           |           |            |            |            |                    |
| TIME          | 1<br>SBRT | 2<br>SBTH | 3<br>SBLT | 4<br>WBRT | 5<br>WBTH | 6<br>WBLT | 7<br>NBRT | 8<br>NBTH | 9<br>NBLT | 10<br>EBRT | 11<br>EBTH | 12<br>EBLT | TOTAL              |
| 400-500       | 1         | 435       | 115       | 116       | 1519      | 51        | 57        | 351       | 103       | 106        | 2034       | 0          | 4888               |
| 415-515       | 0         | 460       | 106       | 115       | 1553      | 53        | 54        | 365       | 110       | 102        | 2044       | 0          | 4962               |
| 430-530       | 0         | 469       | 108       | 103       | 1610      | 51        | 48        | 343       | 108       | 97         | 2057       | 0          | 4994               |
| 445-545       | 0         | 499       | 106       | 101       | 1669      | 59        | 51        | 352       | 97        | 108        | 2086       | 0          | 5128               |
| 500-600       | 0         | 507       | 107       | 95        | 1701      | 62        | 50        | 343       | 97        | 111        | 2094       | 0          | 5167               |



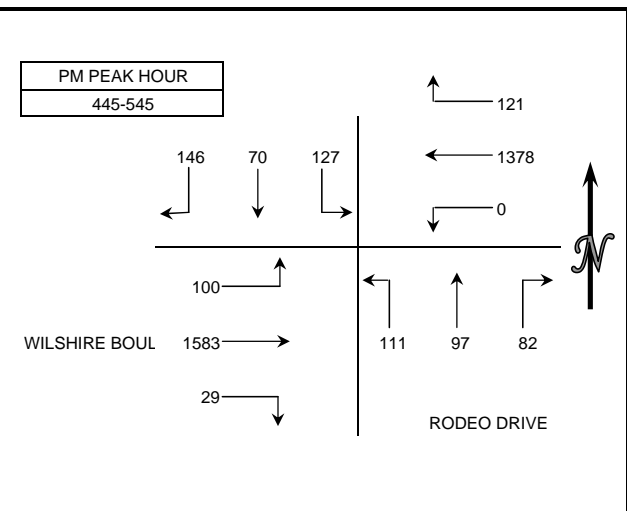
## INTERSECTION TURNING MOVEMENT COUNT SUMMARY

CLIENT: FEHR AND PEERS  
 PROJECT: WESTSIDE EXTENSION TRANSIT CORRIDOR COUNT PROGRAM  
 DATE: TUESDAY MAY 19, 2009  
 PERIODS: 7:00 AM TO 9:00 AM AND 4:00 PM TO 6:00 PM  
 INTERSECTION: N/S RODEO DRIVE  
 E/W WILSHIRE BOULEVARD  
 CITY: BEVERLY HILLS

| 15 MIN COUNTS |           |           |           |           |           |           |           |           |           |            |            |            |       | 7:00 AM TO 9:00 AM |  |  |  |  |  |  |  |  |  |  |  |  |  |
|---------------|-----------|-----------|-----------|-----------|-----------|-----------|-----------|-----------|-----------|------------|------------|------------|-------|--------------------|--|--|--|--|--|--|--|--|--|--|--|--|--|
| PERIOD        | 1<br>SBRT | 2<br>SBTH | 3<br>SBLT | 4<br>WBRT | 5<br>WBTH | 6<br>WBLT | 7<br>NBRT | 8<br>NBTH | 9<br>NBLT | 10<br>EBRT | 11<br>EBTH | 12<br>EBLT | TOTAL |                    |  |  |  |  |  |  |  |  |  |  |  |  |  |
| 700-715       | 7         | 4         | 4         | 7         | 275       | 0         | 9         | 4         | 21        | 3          | 144        | 6          | 484   |                    |  |  |  |  |  |  |  |  |  |  |  |  |  |
| 715-730       | 15        | 6         | 11        | 7         | 324       | 0         | 7         | 6         | 14        | 4          | 171        | 2          | 567   |                    |  |  |  |  |  |  |  |  |  |  |  |  |  |
| 730-745       | 13        | 19        | 10        | 4         | 410       | 0         | 5         | 8         | 8         | 6          | 221        | 6          | 710   |                    |  |  |  |  |  |  |  |  |  |  |  |  |  |
| 745-800       | 21        | 16        | 10        | 8         | 438       | 0         | 11        | 15        | 26        | 2          | 281        | 10         | 838   |                    |  |  |  |  |  |  |  |  |  |  |  |  |  |
| 800-815       | 24        | 31        | 17        | 7         | 379       | 1         | 15        | 25        | 22        | 1          | 318        | 10         | 850   |                    |  |  |  |  |  |  |  |  |  |  |  |  |  |
| 815-830       | 39        | 11        | 20        | 4         | 431       | 0         | 9         | 17        | 19        | 4          | 244        | 4          | 802   |                    |  |  |  |  |  |  |  |  |  |  |  |  |  |
| 830-845       | 22        | 26        | 24        | 15        | 409       | 0         | 7         | 18        | 32        | 6          | 230        | 11         | 800   |                    |  |  |  |  |  |  |  |  |  |  |  |  |  |
| 845-900       | 25        | 23        | 16        | 21        | 439       | 0         | 11        | 16        | 32        | 3          | 260        | 14         | 860   |                    |  |  |  |  |  |  |  |  |  |  |  |  |  |
| HOOR TOTALS   |           |           |           |           |           |           |           |           |           |            |            |            |       |                    |  |  |  |  |  |  |  |  |  |  |  |  |  |
| TIME          | 1<br>SBRT | 2<br>SBTH | 3<br>SBLT | 4<br>WBRT | 5<br>WBTH | 6<br>WBLT | 7<br>NBRT | 8<br>NBTH | 9<br>NBLT | 10<br>EBRT | 11<br>EBTH | 12<br>EBLT | TOTAL |                    |  |  |  |  |  |  |  |  |  |  |  |  |  |
| 700-800       | 56        | 45        | 35        | 26        | 1447      | 0         | 32        | 33        | 69        | 15         | 817        | 24         | 2599  |                    |  |  |  |  |  |  |  |  |  |  |  |  |  |
| 715-815       | 73        | 72        | 48        | 26        | 1551      | 1         | 38        | 54        | 70        | 13         | 991        | 28         | 2965  |                    |  |  |  |  |  |  |  |  |  |  |  |  |  |
| 730-830       | 97        | 77        | 57        | 23        | 1658      | 1         | 40        | 65        | 75        | 13         | 1064       | 30         | 3200  |                    |  |  |  |  |  |  |  |  |  |  |  |  |  |
| 745-845       | 106       | 84        | 71        | 34        | 1657      | 1         | 42        | 75        | 99        | 13         | 1073       | 35         | 3290  |                    |  |  |  |  |  |  |  |  |  |  |  |  |  |
| 800-900       | 110       | 91        | 77        | 47        | 1658      | 1         | 42        | 76        | 105       | 14         | 1052       | 39         | 3312  |                    |  |  |  |  |  |  |  |  |  |  |  |  |  |



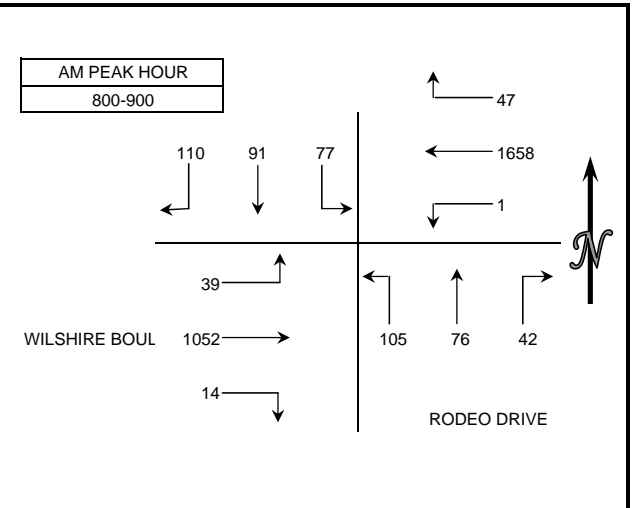
| 15 MIN COUNTS |           |           |           |           |           |           |           |           |           |            |            |            |       | 4:00 PM TO 6:00 PM |  |  |  |  |  |  |  |  |  |  |  |  |  |
|---------------|-----------|-----------|-----------|-----------|-----------|-----------|-----------|-----------|-----------|------------|------------|------------|-------|--------------------|--|--|--|--|--|--|--|--|--|--|--|--|--|
| PERIOD        | 1<br>SBRT | 2<br>SBTH | 3<br>SBLT | 4<br>WBRT | 5<br>WBTH | 6<br>WBLT | 7<br>NBRT | 8<br>NBTH | 9<br>NBLT | 10<br>EBRT | 11<br>EBTH | 12<br>EBLT | TOTAL |                    |  |  |  |  |  |  |  |  |  |  |  |  |  |
| 400-415       | 32        | 13        | 29        | 18        | 334       | 0         | 25        | 25        | 35        | 15         | 429        | 34         | 989   |                    |  |  |  |  |  |  |  |  |  |  |  |  |  |
| 415-430       | 35        | 17        | 44        | 20        | 291       | 0         | 17        | 28        | 34        | 9          | 380        | 21         | 896   |                    |  |  |  |  |  |  |  |  |  |  |  |  |  |
| 430-445       | 46        | 15        | 34        | 39        | 278       | 0         | 13        | 19        | 24        | 12         | 396        | 22         | 898   |                    |  |  |  |  |  |  |  |  |  |  |  |  |  |
| 445-500       | 40        | 19        | 42        | 37        | 318       | 0         | 24        | 27        | 28        | 5          | 369        | 21         | 930   |                    |  |  |  |  |  |  |  |  |  |  |  |  |  |
| 500-515       | 39        | 18        | 39        | 31        | 340       | 0         | 22        | 29        | 26        | 8          | 379        | 25         | 956   |                    |  |  |  |  |  |  |  |  |  |  |  |  |  |
| 515-530       | 32        | 18        | 24        | 30        | 377       | 0         | 16        | 21        | 36        | 5          | 396        | 24         | 979   |                    |  |  |  |  |  |  |  |  |  |  |  |  |  |
| 530-545       | 35        | 15        | 22        | 23        | 343       | 0         | 20        | 20        | 21        | 11         | 439        | 30         | 979   |                    |  |  |  |  |  |  |  |  |  |  |  |  |  |
| 545-600       | 38        | 21        | 23        | 24        | 334       | 0         | 21        | 24        | 27        | 11         | 360        | 22         | 905   |                    |  |  |  |  |  |  |  |  |  |  |  |  |  |
| HOOR TOTALS   |           |           |           |           |           |           |           |           |           |            |            |            |       |                    |  |  |  |  |  |  |  |  |  |  |  |  |  |
| TIME          | 1<br>SBRT | 2<br>SBTH | 3<br>SBLT | 4<br>WBRT | 5<br>WBTH | 6<br>WBLT | 7<br>NBRT | 8<br>NBTH | 9<br>NBLT | 10<br>EBRT | 11<br>EBTH | 12<br>EBLT | TOTAL |                    |  |  |  |  |  |  |  |  |  |  |  |  |  |
| 400-500       | 153       | 64        | 149       | 114       | 1221      | 0         | 79        | 99        | 121       | 41         | 1574       | 98         | 3713  |                    |  |  |  |  |  |  |  |  |  |  |  |  |  |
| 415-515       | 160       | 69        | 159       | 127       | 1227      | 0         | 76        | 103       | 112       | 34         | 1524       | 89         | 3680  |                    |  |  |  |  |  |  |  |  |  |  |  |  |  |
| 430-530       | 157       | 70        | 139       | 137       | 1313      | 0         | 75        | 96        | 114       | 30         | 1540       | 92         | 3763  |                    |  |  |  |  |  |  |  |  |  |  |  |  |  |
| 445-545       | 146       | 70        | 127       | 121       | 1378      | 0         | 82        | 97        | 111       | 29         | 1583       | 100        | 3844  |                    |  |  |  |  |  |  |  |  |  |  |  |  |  |
| 500-600       | 144       | 72        | 108       | 108       | 1394      | 0         | 79        | 94        | 110       | 35         | 1574       | 101        | 3819  |                    |  |  |  |  |  |  |  |  |  |  |  |  |  |



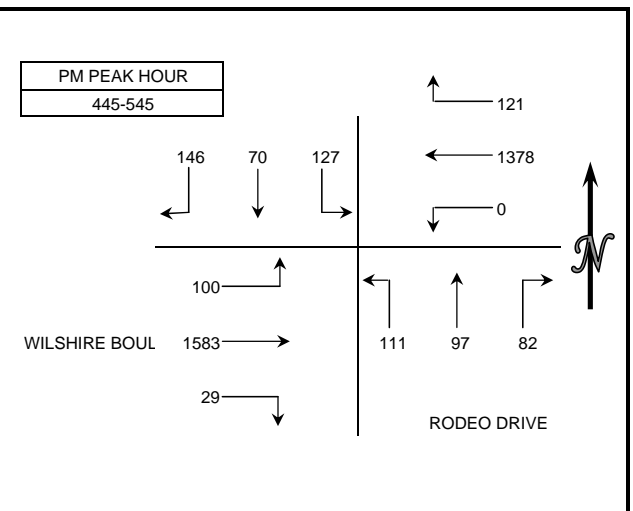
## INTERSECTION TURNING MOVEMENT COUNT SUMMARY

CLIENT: FEHR AND PEERS  
 PROJECT: WESTSIDE EXTENSION TRANSIT CORRIDOR COUNT PROGRAM  
 DATE: TUESDAY MAY 19, 2009  
 PERIODS: 7:00 AM TO 9:00 AM AND 4:00 PM TO 6:00 PM  
 INTERSECTION: N/S RODEO DRIVE  
 E/W WILSHIRE BOULEVARD  
 CITY: BEVERLY HILLS

| 15 MIN COUNTS |           |           |           |           |           |           |           |           |           |            |            |            |       | 7:00 AM TO 9:00 AM |  |  |  |  |  |  |  |  |  |  |  |  |  |
|---------------|-----------|-----------|-----------|-----------|-----------|-----------|-----------|-----------|-----------|------------|------------|------------|-------|--------------------|--|--|--|--|--|--|--|--|--|--|--|--|--|
| PERIOD        | 1<br>SBRT | 2<br>SBTH | 3<br>SBLT | 4<br>WBRT | 5<br>WBTH | 6<br>WBLT | 7<br>NBRT | 8<br>NBTH | 9<br>NBLT | 10<br>EBRT | 11<br>EBTH | 12<br>EBLT | TOTAL |                    |  |  |  |  |  |  |  |  |  |  |  |  |  |
| 700-715       | 7         | 4         | 4         | 7         | 275       | 0         | 9         | 4         | 21        | 3          | 144        | 6          | 484   |                    |  |  |  |  |  |  |  |  |  |  |  |  |  |
| 715-730       | 15        | 6         | 11        | 7         | 324       | 0         | 7         | 6         | 14        | 4          | 171        | 2          | 567   |                    |  |  |  |  |  |  |  |  |  |  |  |  |  |
| 730-745       | 13        | 19        | 10        | 4         | 410       | 0         | 5         | 8         | 8         | 6          | 221        | 6          | 710   |                    |  |  |  |  |  |  |  |  |  |  |  |  |  |
| 745-800       | 21        | 16        | 10        | 8         | 438       | 0         | 11        | 15        | 26        | 2          | 281        | 10         | 838   |                    |  |  |  |  |  |  |  |  |  |  |  |  |  |
| 800-815       | 24        | 31        | 17        | 7         | 379       | 1         | 15        | 25        | 22        | 1          | 318        | 10         | 850   |                    |  |  |  |  |  |  |  |  |  |  |  |  |  |
| 815-830       | 39        | 11        | 20        | 4         | 431       | 0         | 9         | 17        | 19        | 4          | 244        | 4          | 802   |                    |  |  |  |  |  |  |  |  |  |  |  |  |  |
| 830-845       | 22        | 26        | 24        | 15        | 409       | 0         | 7         | 18        | 32        | 6          | 230        | 11         | 800   |                    |  |  |  |  |  |  |  |  |  |  |  |  |  |
| 845-900       | 25        | 23        | 16        | 21        | 439       | 0         | 11        | 16        | 32        | 3          | 260        | 14         | 860   |                    |  |  |  |  |  |  |  |  |  |  |  |  |  |
| HOOR TOTALS   |           |           |           |           |           |           |           |           |           |            |            |            |       |                    |  |  |  |  |  |  |  |  |  |  |  |  |  |
| TIME          | 1<br>SBRT | 2<br>SBTH | 3<br>SBLT | 4<br>WBRT | 5<br>WBTH | 6<br>WBLT | 7<br>NBRT | 8<br>NBTH | 9<br>NBLT | 10<br>EBRT | 11<br>EBTH | 12<br>EBLT | TOTAL |                    |  |  |  |  |  |  |  |  |  |  |  |  |  |
| 700-800       | 56        | 45        | 35        | 26        | 1447      | 0         | 32        | 33        | 69        | 15         | 817        | 24         | 2599  |                    |  |  |  |  |  |  |  |  |  |  |  |  |  |
| 715-815       | 73        | 72        | 48        | 26        | 1551      | 1         | 38        | 54        | 70        | 13         | 991        | 28         | 2965  |                    |  |  |  |  |  |  |  |  |  |  |  |  |  |
| 730-830       | 97        | 77        | 57        | 23        | 1658      | 1         | 40        | 65        | 75        | 13         | 1064       | 30         | 3200  |                    |  |  |  |  |  |  |  |  |  |  |  |  |  |
| 745-845       | 106       | 84        | 71        | 34        | 1657      | 1         | 42        | 75        | 99        | 13         | 1073       | 35         | 3290  |                    |  |  |  |  |  |  |  |  |  |  |  |  |  |
| 800-900       | 110       | 91        | 77        | 47        | 1658      | 1         | 42        | 76        | 105       | 14         | 1052       | 39         | 3312  |                    |  |  |  |  |  |  |  |  |  |  |  |  |  |



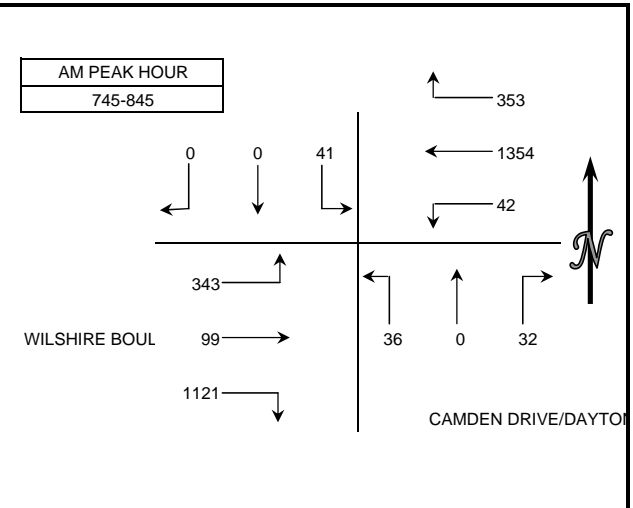
| 15 MIN COUNTS |           |           |           |           |           |           |           |           |           |            |            |            |       | 4:00 PM TO 6:00 PM |  |  |  |  |  |  |  |  |  |  |  |  |  |
|---------------|-----------|-----------|-----------|-----------|-----------|-----------|-----------|-----------|-----------|------------|------------|------------|-------|--------------------|--|--|--|--|--|--|--|--|--|--|--|--|--|
| PERIOD        | 1<br>SBRT | 2<br>SBTH | 3<br>SBLT | 4<br>WBRT | 5<br>WBTH | 6<br>WBLT | 7<br>NBRT | 8<br>NBTH | 9<br>NBLT | 10<br>EBRT | 11<br>EBTH | 12<br>EBLT | TOTAL |                    |  |  |  |  |  |  |  |  |  |  |  |  |  |
| 400-415       | 32        | 13        | 29        | 18        | 334       | 0         | 25        | 25        | 35        | 15         | 429        | 34         | 989   |                    |  |  |  |  |  |  |  |  |  |  |  |  |  |
| 415-430       | 35        | 17        | 44        | 20        | 291       | 0         | 17        | 28        | 34        | 9          | 380        | 21         | 896   |                    |  |  |  |  |  |  |  |  |  |  |  |  |  |
| 430-445       | 46        | 15        | 34        | 39        | 278       | 0         | 13        | 19        | 24        | 12         | 396        | 22         | 898   |                    |  |  |  |  |  |  |  |  |  |  |  |  |  |
| 445-500       | 40        | 19        | 42        | 37        | 318       | 0         | 24        | 27        | 28        | 5          | 369        | 21         | 930   |                    |  |  |  |  |  |  |  |  |  |  |  |  |  |
| 500-515       | 39        | 18        | 39        | 31        | 340       | 0         | 22        | 29        | 26        | 8          | 379        | 25         | 956   |                    |  |  |  |  |  |  |  |  |  |  |  |  |  |
| 515-530       | 32        | 18        | 24        | 30        | 377       | 0         | 16        | 21        | 36        | 5          | 396        | 24         | 979   |                    |  |  |  |  |  |  |  |  |  |  |  |  |  |
| 530-545       | 35        | 15        | 22        | 23        | 343       | 0         | 20        | 20        | 21        | 11         | 439        | 30         | 979   |                    |  |  |  |  |  |  |  |  |  |  |  |  |  |
| 545-600       | 38        | 21        | 23        | 24        | 334       | 0         | 21        | 24        | 27        | 11         | 360        | 22         | 905   |                    |  |  |  |  |  |  |  |  |  |  |  |  |  |
| HOOR TOTALS   |           |           |           |           |           |           |           |           |           |            |            |            |       |                    |  |  |  |  |  |  |  |  |  |  |  |  |  |
| TIME          | 1<br>SBRT | 2<br>SBTH | 3<br>SBLT | 4<br>WBRT | 5<br>WBTH | 6<br>WBLT | 7<br>NBRT | 8<br>NBTH | 9<br>NBLT | 10<br>EBRT | 11<br>EBTH | 12<br>EBLT | TOTAL |                    |  |  |  |  |  |  |  |  |  |  |  |  |  |
| 400-500       | 153       | 64        | 149       | 114       | 1221      | 0         | 79        | 99        | 121       | 41         | 1574       | 98         | 3713  |                    |  |  |  |  |  |  |  |  |  |  |  |  |  |
| 415-515       | 160       | 69        | 159       | 127       | 1227      | 0         | 76        | 103       | 112       | 34         | 1524       | 89         | 3680  |                    |  |  |  |  |  |  |  |  |  |  |  |  |  |
| 430-530       | 157       | 70        | 139       | 137       | 1313      | 0         | 75        | 96        | 114       | 30         | 1540       | 92         | 3763  |                    |  |  |  |  |  |  |  |  |  |  |  |  |  |
| 445-545       | 146       | 70        | 127       | 121       | 1378      | 0         | 82        | 97        | 111       | 29         | 1583       | 100        | 3844  |                    |  |  |  |  |  |  |  |  |  |  |  |  |  |
| 500-600       | 144       | 72        | 108       | 108       | 1394      | 0         | 79        | 94        | 110       | 35         | 1574       | 101        | 3819  |                    |  |  |  |  |  |  |  |  |  |  |  |  |  |



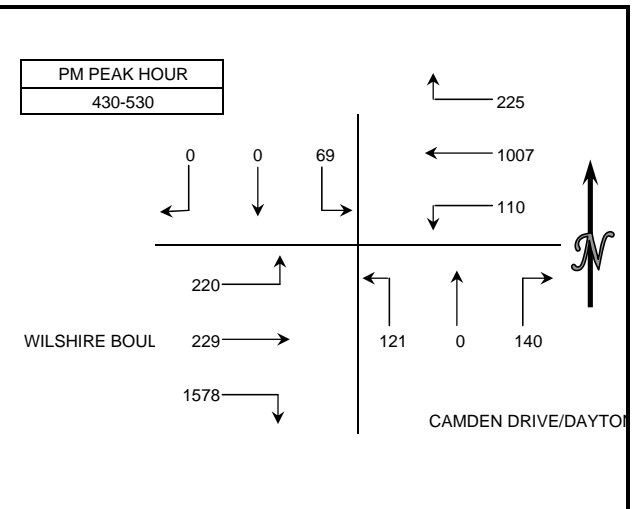
## INTERSECTION TURNING MOVEMENT COUNT SUMMARY

CLIENT: FEHR AND PEERS  
 PROJECT: WESTSIDE EXTENSION TRANSIT CORRIDOR COUNT PROGRAM  
 DATE: TUESDAY MAY 19, 2009  
 PERIODS: 7:00 AM TO 9:00 AM AND 4:00 PM TO 6:00 PM  
 INTERSECTION: N/S CAMDEN DRIVE/DAYTON DRIVE  
 E/W WILSHIRE BOULEVARD  
 CITY: BEVERLY HILLS

| 15 MIN COUNTS |        |        |         |         |        |        |        |        |         |         |          |          |       | 7:00 AM TO 9:00 AM |  |  |  |  |  |  |  |  |  |  |  |  |  |
|---------------|--------|--------|---------|---------|--------|--------|--------|--------|---------|---------|----------|----------|-------|--------------------|--|--|--|--|--|--|--|--|--|--|--|--|--|
| PERIOD        | 1 SBRT | 2 SBTH | 4D WBRT | 4C WBRT | 5 WBTH | 6 WBLT | 7 NBRT | 8 NBTH | 10 EBRT | 11 EBTH | 12D EBLT | 12C EBLT | TOTAL |                    |  |  |  |  |  |  |  |  |  |  |  |  |  |
| 700-715       | 0      | 0      | 4       | 34      | 260    | 5      | 5      | 0      | 4       | 187     | 14       | 31       | 544   |                    |  |  |  |  |  |  |  |  |  |  |  |  |  |
| 715-730       | 0      | 0      | 7       | 52      | 297    | 3      | 5      | 0      | 6       | 195     | 19       | 45       | 629   |                    |  |  |  |  |  |  |  |  |  |  |  |  |  |
| 730-745       | 0      | 0      | 6       | 54      | 360    | 9      | 2      | 0      | 4       | 220     | 20       | 52       | 727   |                    |  |  |  |  |  |  |  |  |  |  |  |  |  |
| 745-800       | 0      | 0      | 8       | 73      | 385    | 13     | 9      | 0      | 7       | 262     | 23       | 67       | 847   |                    |  |  |  |  |  |  |  |  |  |  |  |  |  |
| 800-815       | 0      | 0      | 3       | 86      | 342    | 9      | 5      | 0      | 7       | 289     | 33       | 73       | 847   |                    |  |  |  |  |  |  |  |  |  |  |  |  |  |
| 815-830       | 0      | 0      | 14      | 99      | 329    | 10     | 6      | 0      | 6       | 251     | 24       | 97       | 836   |                    |  |  |  |  |  |  |  |  |  |  |  |  |  |
| 830-845       | 0      | 0      | 16      | 95      | 298    | 10     | 12     | 0      | 16      | 319     | 19       | 106      | 891   |                    |  |  |  |  |  |  |  |  |  |  |  |  |  |
| 845-900       | 0      | 0      | 8       | 84      | 244    | 8      | 7      | 0      | 6       | 290     | 17       | 75       | 739   |                    |  |  |  |  |  |  |  |  |  |  |  |  |  |
| HOOR TOTALS   |        |        |         |         |        |        |        |        |         |         |          |          |       |                    |  |  |  |  |  |  |  |  |  |  |  |  |  |
| TIME          | 1 SBRT | 2 SBTH | 4D WBRT | 4C WBRT | 5 WBTH | 6 WBLT | 7 NBRT | 8 NBTH | 10 EBRT | 11 EBTH | 12D EBLT | 12C EBLT | TOTAL |                    |  |  |  |  |  |  |  |  |  |  |  |  |  |
| 700-800       | 0      | 0      | 25      | 213     | 1302   | 30     | 21     | 0      | 21      | 864     | 76       | 195      | 2747  |                    |  |  |  |  |  |  |  |  |  |  |  |  |  |
| 715-815       | 0      | 0      | 24      | 265     | 1384   | 34     | 21     | 0      | 24      | 966     | 95       | 237      | 3050  |                    |  |  |  |  |  |  |  |  |  |  |  |  |  |
| 730-830       | 0      | 0      | 31      | 312     | 1416   | 41     | 22     | 0      | 24      | 1022    | 100      | 289      | 3257  |                    |  |  |  |  |  |  |  |  |  |  |  |  |  |
| 745-845       | 0      | 0      | 41      | 353     | 1354   | 42     | 32     | 0      | 36      | 1121    | 99       | 343      | 3421  |                    |  |  |  |  |  |  |  |  |  |  |  |  |  |
| 800-900       | 0      | 0      | 41      | 364     | 1213   | 37     | 30     | 0      | 35      | 1149    | 93       | 351      | 3313  |                    |  |  |  |  |  |  |  |  |  |  |  |  |  |



| 15 MIN COUNTS |        |        |         |         |        |        |        |        |         |         |          |          |       | 4:00 PM TO 6:00 PM |  |  |  |  |  |  |  |  |  |  |  |  |  |
|---------------|--------|--------|---------|---------|--------|--------|--------|--------|---------|---------|----------|----------|-------|--------------------|--|--|--|--|--|--|--|--|--|--|--|--|--|
| PERIOD        | 1 SBRT | 2 SBTH | 4D WBRT | 4C WBRT | 5 WBTH | 6 WBLT | 7 NBRT | 8 NBTH | 10 EBRT | 11 EBTH | 12D EBLT | 12C EBLT | TOTAL |                    |  |  |  |  |  |  |  |  |  |  |  |  |  |
| 400-415       | 0      | 0      | 22      | 47      | 253    | 36     | 40     | 0      | 37      | 363     | 45       | 62       | 905   |                    |  |  |  |  |  |  |  |  |  |  |  |  |  |
| 415-430       | 0      | 0      | 19      | 34      | 217    | 30     | 21     | 0      | 27      | 321     | 54       | 41       | 764   |                    |  |  |  |  |  |  |  |  |  |  |  |  |  |
| 430-445       | 0      | 0      | 16      | 54      | 227    | 22     | 42     | 0      | 31      | 365     | 44       | 60       | 861   |                    |  |  |  |  |  |  |  |  |  |  |  |  |  |
| 445-500       | 0      | 0      | 15      | 63      | 234    | 37     | 34     | 0      | 29      | 409     | 62       | 56       | 939   |                    |  |  |  |  |  |  |  |  |  |  |  |  |  |
| 500-515       | 0      | 0      | 19      | 55      | 277    | 18     | 27     | 0      | 32      | 381     | 78       | 58       | 945   |                    |  |  |  |  |  |  |  |  |  |  |  |  |  |
| 515-530       | 0      | 0      | 19      | 53      | 269    | 33     | 37     | 0      | 29      | 423     | 45       | 46       | 954   |                    |  |  |  |  |  |  |  |  |  |  |  |  |  |
| 530-545       | 0      | 0      | 6       | 39      | 234    | 26     | 35     | 0      | 24      | 371     | 45       | 36       | 816   |                    |  |  |  |  |  |  |  |  |  |  |  |  |  |
| 545-600       | 0      | 0      | 9       | 50      | 250    | 26     | 30     | 0      | 14      | 323     | 33       | 47       | 782   |                    |  |  |  |  |  |  |  |  |  |  |  |  |  |
| HOOR TOTALS   |        |        |         |         |        |        |        |        |         |         |          |          |       |                    |  |  |  |  |  |  |  |  |  |  |  |  |  |
| TIME          | 1 SBRT | 2 SBTH | 4D WBRT | 4C WBRT | 5 WBTH | 6 WBLT | 7 NBRT | 8 NBTH | 10 EBRT | 11 EBTH | 12D EBLT | 12C EBLT | TOTAL |                    |  |  |  |  |  |  |  |  |  |  |  |  |  |
| 400-500       | 0      | 0      | 72      | 198     | 931    | 125    | 137    | 0      | 124     | 1458    | 205      | 219      | 3469  |                    |  |  |  |  |  |  |  |  |  |  |  |  |  |
| 415-515       | 0      | 0      | 69      | 206     | 955    | 107    | 124    | 0      | 119     | 1476    | 238      | 215      | 3509  |                    |  |  |  |  |  |  |  |  |  |  |  |  |  |
| 430-530       | 0      | 0      | 69      | 225     | 1007   | 110    | 140    | 0      | 121     | 1578    | 229      | 220      | 3699  |                    |  |  |  |  |  |  |  |  |  |  |  |  |  |
| 445-545       | 0      | 0      | 59      | 210     | 1014   | 114    | 133    | 0      | 114     | 1584    | 230      | 196      | 3654  |                    |  |  |  |  |  |  |  |  |  |  |  |  |  |
| 500-600       | 0      | 0      | 53      | 197     | 1030   | 103    | 129    | 0      | 99      | 1498    | 201      | 187      | 3497  |                    |  |  |  |  |  |  |  |  |  |  |  |  |  |



## CMP 2009 MANUAL TRAFFIC COUNT SUMMARY- (DAY 1- AM)

Agency: CITY OF BEVERLY HILLS  
 N/S STREET: SANTA MONICA Blvd.  
 E/W STREET: WILSHIRE Blvd.

Date: 5/12/2009  
 Day : TUESDAY  
 Time: 7:30 -9:30 PM

Counted by : Roger V. , Bijan Vaziri, Audrey W. Weather Condition: Clear

| PERIOD BEGINS | NORTHBOUND |      |       | SOUTHBOUND |      |       | EASTBOUND |      |       | WESTBOUND |      |       | TOTAL |
|---------------|------------|------|-------|------------|------|-------|-----------|------|-------|-----------|------|-------|-------|
|               | left       | thru | right | left       | thru | right | left      | thru | right | left      | thru | right |       |
| 7:30          | 0          | 144  | 8     | 0          | 248  | 100   | 74        | 235  | 5     | 20        | 295  | 2     | 1131  |
| 7:45          | 0          | 152  | 5     | 0          | 341  | 119   | 141       | 342  | 4     | 23        | 335  | 4     | 1466  |
| 8:00          | 0          | 152  | 6     | 0          | 366  | 97    | 140       | 343  | 6     | 39        | 300  | 10    | 1459  |
| 8:15          | 0          | 139  | 7     | 0          | 339  | 92    | 169       | 338  | 5     | 29        | 359  | 2     | 1479  |
| 8:30          | 0          | 152  | 9     | 0          | 313  | 78    | 150       | 350  | 2     | 43        | 249  | 0     | 1346  |
| 8:45          | 0          | 168  | 11    | 0          | 393  | 96    | 175       | 332  | 3     | 31        | 287  | 2     | 1498  |
| 9:00          | 0          | 174  | 8     | 0          | 345  | 102   | 169       | 317  | 4     | 23        | 252  | 1     | 1395  |
| 9:15          | 0          | 166  | 13    | 0          | 322  | 116   | 177       | 286  | 5     | 24        | 208  | 4     | 1321  |

Peak Hour:

8-9AM

|          |            |           |          |             |            |            |             |           |            |             |           |             |
|----------|------------|-----------|----------|-------------|------------|------------|-------------|-----------|------------|-------------|-----------|-------------|
| <b>0</b> | <b>611</b> | <b>33</b> | <b>0</b> | <b>1411</b> | <b>363</b> | <b>634</b> | <b>1363</b> | <b>16</b> | <b>142</b> | <b>1195</b> | <b>14</b> | <b>5782</b> |
|----------|------------|-----------|----------|-------------|------------|------------|-------------|-----------|------------|-------------|-----------|-------------|

## CMP 2009 MANUAL TRAFFIC COUNT SUMMARY- (DAY1- PM)

Agency: CITY OF BEVERLY HILLS  
 N/S STREET: SANTA MONICA Blvd.  
 E/W STREET: WILSHIRE Blvd.

Date: 5/13/2009  
 Day : WEDNESDAY  
 Time: 4:30 -6:30 PM

Counted by : Roger Vinalon , Bijan Vaziri, Karen G. Weather Condition: Clear

| PERIOD BEGINS | NORTHBOUND |      |       | SOUTHBOUND |      |       | EASTBOUND |      |       | WESTBOUND |      |       | TOTAL |
|---------------|------------|------|-------|------------|------|-------|-----------|------|-------|-----------|------|-------|-------|
|               | left       | thru | right | left       | thru | right | left      | thru | right | left      | thru | right |       |
| 4:30          | 0          | 149  | 29    | 0          | 242  | 126   | 110       | 304  | 4     | 25        | 224  | 6     | 1219  |
| 4:45          | 0          | 214  | 17    | 0          | 251  | 123   | 126       | 300  | 3     | 42        | 293  | 4     | 1373  |
| 5:00          | 0          | 227  | 14    | 0          | 368  | 245   | 67        | 271  | 4     | 18        | 310  | 1     | 1525  |
| 5:15          | 0          | 151  | 10    | 0          | 198  | 127   | 64        | 285  | 9     | 13        | 315  | 4     | 1176  |
| 5:30          | 0          | 212  | 13    | 0          | 219  | 128   | 111       | 285  | 8     | 47        | 291  | 3     | 1317  |
| 5:45          | 0          | 187  | 19    | 0          | 208  | 127   | 138       | 286  | 7     | 43        | 280  | 1     | 1296  |
| 6:00          | 0          | 199  | 18    | 0          | 221  | 124   | 116       | 293  | 6     | 27        | 254  | 6     | 1264  |
| 6:15          | 0          | 178  | 25    | 0          | 240  | 137   | 142       | 285  | 5     | 32        | 273  | 5     | 1322  |

0

Peak Hour:

4:45-5:45PM

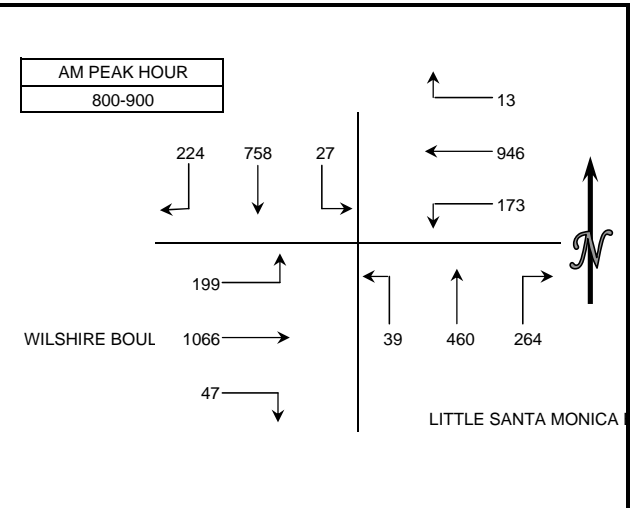
|          |            |           |          |             |            |            |             |           |            |             |           |             |
|----------|------------|-----------|----------|-------------|------------|------------|-------------|-----------|------------|-------------|-----------|-------------|
| <b>0</b> | <b>804</b> | <b>54</b> | <b>0</b> | <b>1036</b> | <b>623</b> | <b>368</b> | <b>1141</b> | <b>24</b> | <b>120</b> | <b>1209</b> | <b>12</b> | <b>5391</b> |
|----------|------------|-----------|----------|-------------|------------|------------|-------------|-----------|------------|-------------|-----------|-------------|



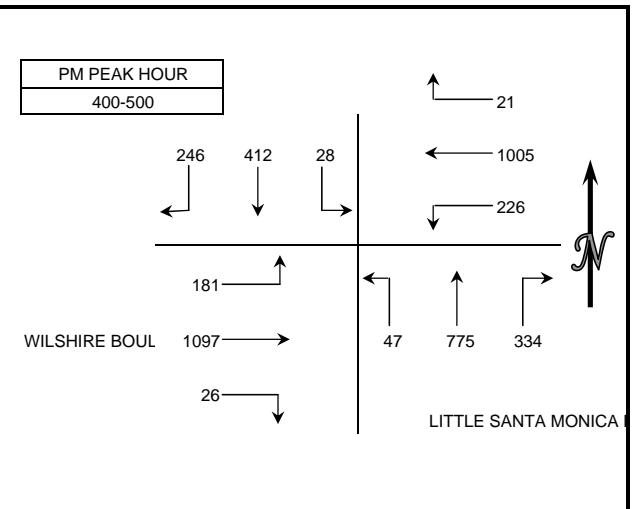
## INTERSECTION TURNING MOVEMENT COUNT SUMMARY

CLIENT: FEHR AND PEERS  
 PROJECT: WESTSIDE EXTENSION TRANSIT CORRIDOR COUNT PROGRAM  
 DATE: WEDNESDAY MAY 13, 2009  
 PERIODS: 7:00 AM TO 9:00 AM AND 4:00 PM TO 6:00 PM  
 INTERSECTION: N/S LITTLE SANTA MONICA BOULEVARD  
 E/W WILSHIRE BOULEVARD  
 CITY: BEVERLY HILLS

| 15 MIN COUNTS |           |           |           |           |           |           |           |           |           |            |            |            |       | 7:00 AM TO 9:00 AM |  |  |  |  |  |  |  |  |  |  |  |  |  |
|---------------|-----------|-----------|-----------|-----------|-----------|-----------|-----------|-----------|-----------|------------|------------|------------|-------|--------------------|--|--|--|--|--|--|--|--|--|--|--|--|--|
| PERIOD        | 1<br>SBRT | 2<br>SBTH | 3<br>SBLT | 4<br>WBRT | 5<br>WBTH | 6<br>WBLT | 7<br>NBRT | 8<br>NBTH | 9<br>NBLT | 10<br>EBRT | 11<br>EBTH | 12<br>EBLT | TOTAL |                    |  |  |  |  |  |  |  |  |  |  |  |  |  |
| 700-715       | 52        | 86        | 5         | 1         | 165       | 28        | 47        | 56        | 11        | 8          | 100        | 24         | 583   |                    |  |  |  |  |  |  |  |  |  |  |  |  |  |
| 715-730       | 51        | 107       | 3         | 7         | 206       | 40        | 52        | 72        | 12        | 9          | 162        | 29         | 750   |                    |  |  |  |  |  |  |  |  |  |  |  |  |  |
| 730-745       | 56        | 133       | 2         | 7         | 233       | 24        | 46        | 93        | 16        | 12         | 200        | 33         | 855   |                    |  |  |  |  |  |  |  |  |  |  |  |  |  |
| 745-800       | 47        | 129       | 13        | 2         | 250       | 20        | 60        | 121       | 14        | 15         | 233        | 52         | 956   |                    |  |  |  |  |  |  |  |  |  |  |  |  |  |
| 800-815       | 55        | 168       | 4         | 4         | 262       | 29        | 61        | 115       | 8         | 9          | 247        | 36         | 998   |                    |  |  |  |  |  |  |  |  |  |  |  |  |  |
| 815-830       | 50        | 206       | 3         | 1         | 242       | 53        | 65        | 90        | 7         | 14         | 270        | 55         | 1056  |                    |  |  |  |  |  |  |  |  |  |  |  |  |  |
| 830-845       | 59        | 193       | 12        | 1         | 225       | 40        | 68        | 119       | 8         | 11         | 263        | 48         | 1047  |                    |  |  |  |  |  |  |  |  |  |  |  |  |  |
| 845-900       | 60        | 191       | 8         | 7         | 217       | 51        | 70        | 136       | 16        | 13         | 286        | 60         | 1115  |                    |  |  |  |  |  |  |  |  |  |  |  |  |  |
| HOURLY TOTALS |           |           |           |           |           |           |           |           |           |            |            |            |       |                    |  |  |  |  |  |  |  |  |  |  |  |  |  |
| TIME          | 1<br>SBRT | 2<br>SBTH | 3<br>SBLT | 4<br>WBRT | 5<br>WBTH | 6<br>WBLT | 7<br>NBRT | 8<br>NBTH | 9<br>NBLT | 10<br>EBRT | 11<br>EBTH | 12<br>EBLT | TOTAL |                    |  |  |  |  |  |  |  |  |  |  |  |  |  |
| 700-800       | 206       | 455       | 23        | 17        | 854       | 112       | 205       | 342       | 53        | 44         | 695        | 138        | 3144  |                    |  |  |  |  |  |  |  |  |  |  |  |  |  |
| 715-815       | 209       | 537       | 22        | 20        | 951       | 113       | 219       | 401       | 50        | 45         | 842        | 150        | 3559  |                    |  |  |  |  |  |  |  |  |  |  |  |  |  |
| 730-830       | 208       | 636       | 22        | 14        | 987       | 126       | 232       | 419       | 45        | 50         | 950        | 176        | 3865  |                    |  |  |  |  |  |  |  |  |  |  |  |  |  |
| 745-845       | 211       | 696       | 32        | 8         | 979       | 142       | 254       | 445       | 37        | 49         | 1013       | 191        | 4057  |                    |  |  |  |  |  |  |  |  |  |  |  |  |  |
| 800-900       | 224       | 758       | 27        | 13        | 946       | 173       | 264       | 460       | 39        | 47         | 1066       | 199        | 4216  |                    |  |  |  |  |  |  |  |  |  |  |  |  |  |



| 15 MIN COUNTS |           |           |           |           |           |           |           |           |           |            |            |            |       | 4:00 PM TO 6:00 PM |  |  |  |  |  |  |  |  |  |  |  |  |  |
|---------------|-----------|-----------|-----------|-----------|-----------|-----------|-----------|-----------|-----------|------------|------------|------------|-------|--------------------|--|--|--|--|--|--|--|--|--|--|--|--|--|
| PERIOD        | 1<br>SBRT | 2<br>SBTH | 3<br>SBLT | 4<br>WBRT | 5<br>WBTH | 6<br>WBLT | 7<br>NBRT | 8<br>NBTH | 9<br>NBLT | 10<br>EBRT | 11<br>EBTH | 12<br>EBLT | TOTAL |                    |  |  |  |  |  |  |  |  |  |  |  |  |  |
| 400-415       | 50        | 107       | 5         | 4         | 279       | 57        | 88        | 180       | 12        | 6          | 279        | 43         | 1110  |                    |  |  |  |  |  |  |  |  |  |  |  |  |  |
| 415-430       | 64        | 91        | 9         | 5         | 245       | 65        | 88        | 202       | 16        | 4          | 277        | 41         | 1107  |                    |  |  |  |  |  |  |  |  |  |  |  |  |  |
| 430-445       | 63        | 107       | 3         | 7         | 224       | 43        | 85        | 188       | 12        | 9          | 262        | 53         | 1056  |                    |  |  |  |  |  |  |  |  |  |  |  |  |  |
| 445-500       | 69        | 107       | 11        | 5         | 257       | 61        | 73        | 205       | 7         | 7          | 279        | 44         | 1125  |                    |  |  |  |  |  |  |  |  |  |  |  |  |  |
| 500-515       | 62        | 106       | 8         | 6         | 218       | 66        | 92        | 182       | 12        | 8          | 248        | 35         | 1043  |                    |  |  |  |  |  |  |  |  |  |  |  |  |  |
| 515-530       | 60        | 104       | 6         | 3         | 266       | 60        | 78        | 218       | 12        | 0          | 258        | 39         | 1104  |                    |  |  |  |  |  |  |  |  |  |  |  |  |  |
| 530-545       | 61        | 116       | 5         | 11        | 246       | 64        | 93        | 194       | 18        | 6          | 242        | 60         | 1116  |                    |  |  |  |  |  |  |  |  |  |  |  |  |  |
| 545-600       | 64        | 94        | 7         | 5         | 222       | 56        | 91        | 202       | 8         | 5          | 246        | 49         | 1049  |                    |  |  |  |  |  |  |  |  |  |  |  |  |  |
| HOURLY TOTALS |           |           |           |           |           |           |           |           |           |            |            |            |       |                    |  |  |  |  |  |  |  |  |  |  |  |  |  |
| TIME          | 1<br>SBRT | 2<br>SBTH | 3<br>SBLT | 4<br>WBRT | 5<br>WBTH | 6<br>WBLT | 7<br>NBRT | 8<br>NBTH | 9<br>NBLT | 10<br>EBRT | 11<br>EBTH | 12<br>EBLT | TOTAL |                    |  |  |  |  |  |  |  |  |  |  |  |  |  |
| 400-500       | 246       | 412       | 28        | 21        | 1005      | 226       | 334       | 775       | 47        | 26         | 1097       | 181        | 4398  |                    |  |  |  |  |  |  |  |  |  |  |  |  |  |
| 415-515       | 258       | 411       | 31        | 23        | 944       | 235       | 338       | 777       | 47        | 28         | 1066       | 173        | 4331  |                    |  |  |  |  |  |  |  |  |  |  |  |  |  |
| 430-530       | 254       | 424       | 28        | 21        | 965       | 230       | 328       | 793       | 43        | 24         | 1047       | 171        | 4328  |                    |  |  |  |  |  |  |  |  |  |  |  |  |  |
| 445-545       | 252       | 433       | 30        | 25        | 987       | 251       | 336       | 799       | 49        | 21         | 1027       | 178        | 4388  |                    |  |  |  |  |  |  |  |  |  |  |  |  |  |
| 500-600       | 247       | 420       | 26        | 25        | 952       | 246       | 354       | 796       | 50        | 19         | 994        | 183        | 4312  |                    |  |  |  |  |  |  |  |  |  |  |  |  |  |



# PEAK HOUR ITM SUMMARY

## #009 CENTURY PARK EAST & SANTA MONICA BLVD.

|                |                    |            |                           |          |        |
|----------------|--------------------|------------|---------------------------|----------|--------|
| LOCATION #:    | 009                | QTD PRJ #: | 080258                    | AM PEAK: | 815 AM |
| NORTH / SOUTH: | CENTURY PARK EAST  | DATE:      | Tuesday, October 28, 2008 | MD PEAK: |        |
| EAST / WEST:   | SANTA MONICA BLVD. | VICINITY:  | LOS ANGELES, CA           | PM PEAK: | 500 PM |



|       |   |   |   |
|-------|---|---|---|
| LN    | 0 | 0 | 0 |
| AM    | 0 | 0 | 0 |
| MD    | 0 | 0 | 0 |
| PM    | 0 | 0 | 0 |
| TOTAL | 0 | 0 | 0 |

CENTURY PARK EAST

|       |   |
|-------|---|
| TOTAL | 0 |
| PM    | 0 |
| MD    | 0 |
| AM    | 0 |

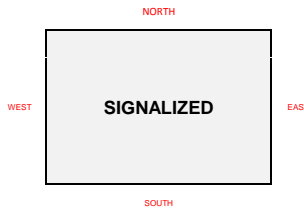
|       |      |    |      |
|-------|------|----|------|
| TOTAL | PM   | MD | AM   |
| 3233  | 1519 | 0  | 1714 |

SANTA MONICA BLVD.

|       |      |    |      |    |
|-------|------|----|------|----|
| TOTAL | PM   | MD | AM   | LN |
| 0     | 0    | 0  | 0    | 0  |
| 2693  | 1134 | 0  | 1559 | 4  |
| 1332  | 391  | 0  | 941  | 2  |

SANTA MONICA BLVD.

|    |      |    |      |       |
|----|------|----|------|-------|
| LN | AM   | MD | PM   | TOTAL |
| 1  | 0    | 0  | 0    | 0     |
| 4  | 1297 | 0  | 1734 | 3031  |
| 1  | 558  | 0  | 263  | 821   |



|      |    |      |       |
|------|----|------|-------|
| AM   | MD | PM   | TOTAL |
| 1536 | 0  | 2490 | 4026  |

|       |    |     |      |
|-------|----|-----|------|
| TOTAL | PM | MD  | AM   |
| 1499  | 0  | 654 | 2153 |

CENTURY PARK EAST

|       |     |   |     |
|-------|-----|---|-----|
| TOTAL | 540 | 0 | 995 |
| PM    | 385 | 0 | 756 |
| MD    | 0   | 0 | 0   |
| AM    | 155 | 0 | 239 |
| LN    | 2   | 0 | 2   |

|          |         |    |          |          |   |    |   |          |         |    |         |
|----------|---------|----|----------|----------|---|----|---|----------|---------|----|---------|
| AM COUNT | 7:00 AM | TO | 10:00 AM | MD COUNT | - | TO | - | PM COUNT | 4:00 PM | TO | 7:00 PM |
|----------|---------|----|----------|----------|---|----|---|----------|---------|----|---------|



QUALITY TRAFFIC DATA, LLC

11040 Santa Monica Blvd, Suite 207, Los Angeles, CA 90025

Phone: 310-341-0019 Fax: 310-807-9247 Info@QualityTrafficData.com

# VEHICLE TURNING MOVEMENT COUNT

#009 CENTURY PARK EAST & SANTA MONICA BLVD. - AM PEAK

|                |                    |            |                           |
|----------------|--------------------|------------|---------------------------|
| LOCATION #:    | 009                | QTD PRJ #: | 080258                    |
| NORTH / SOUTH: | CENTURY PARK EAST  | DATE:      | Tuesday, October 28, 2008 |
| EAST / WEST:   | SANTA MONICA BLVD. | VICINITY:  | LOS ANGELES, CA           |

| DIRECTION: | NL | NT | NR | SL | ST | SR | EL | ET  | ER  | WL  | WT  | WR | TOTALS: |
|------------|----|----|----|----|----|----|----|-----|-----|-----|-----|----|---------|
| LANES:     | 2  | 0  | 2  | 0  | 0  | 0  | 1  | 4   | 1   | 2   | 4   | 0  |         |
| 6:00 AM    |    |    |    |    |    |    |    |     |     |     |     |    |         |
| 6:15 AM    |    |    |    |    |    |    |    |     |     |     |     |    |         |
| 6:30 AM    |    |    |    |    |    |    |    |     |     |     |     |    |         |
| 6:45 AM    |    |    |    |    |    |    |    |     |     |     |     |    |         |
| 7:00 AM    | 29 | 0  | 27 | 0  | 0  | 0  | 0  | 192 | 71  | 89  | 355 | 0  | 763     |
| 7:15 AM    | 36 | 0  | 35 | 0  | 0  | 0  | 0  | 225 | 70  | 105 | 363 | 0  | 834     |
| 7:30 AM    | 48 | 0  | 49 | 0  | 0  | 0  | 0  | 252 | 72  | 121 | 371 | 0  | 913     |
| 7:45 AM    | 41 | 0  | 41 | 0  | 0  | 0  | 0  | 303 | 88  | 163 | 377 | 0  | 1013    |
| 8:00 AM    | 34 | 0  | 45 | 0  | 0  | 0  | 0  | 355 | 105 | 201 | 384 | 0  | 1124    |
| 8:15 AM    | 37 | 0  | 55 | 0  | 0  | 0  | 0  | 345 | 128 | 225 | 393 | 0  | 1183    |
| 8:30 AM    | 39 | 0  | 65 | 0  | 0  | 0  | 0  | 315 | 152 | 249 | 403 | 0  | 1223    |
| 8:45 AM    | 40 | 0  | 60 | 0  | 0  | 0  | 0  | 322 | 146 | 236 | 391 | 0  | 1195    |
| 9:00 AM    | 39 | 0  | 59 | 0  | 0  | 0  | 0  | 315 | 132 | 231 | 372 | 0  | 1148    |
| 9:15 AM    | 32 | 0  | 55 | 0  | 0  | 0  | 0  | 302 | 129 | 215 | 375 | 0  | 1108    |
| 9:30 AM    | 35 | 0  | 52 | 0  | 0  | 0  | 0  | 307 | 113 | 219 | 316 | 0  | 1042    |
| 9:45 AM    | 31 | 0  | 51 | 0  | 0  | 0  | 0  | 282 | 124 | 217 | 322 | 0  | 1027    |
| 10:00 AM   |    |    |    |    |    |    |    |     |     |     |     |    |         |
| 10:15 AM   |    |    |    |    |    |    |    |     |     |     |     |    |         |
| 10:30 AM   |    |    |    |    |    |    |    |     |     |     |     |    |         |

| VOLUME STATS: | NL  | NT    | NR  | SL | ST    | SR | EL | ET    | ER   | WL   | WT    | WR | TOTALS: |
|---------------|-----|-------|-----|----|-------|----|----|-------|------|------|-------|----|---------|
| TOTAL:        | 441 | 0     | 594 | 0  | 0     | 0  | 0  | 3515  | 1330 | 2271 | 4422  | 0  | 12573   |
| P.H.V: 1      | 155 | 0     | 239 | 0  | 0     | 0  | 0  | 1297  | 558  | 941  | 1559  | 0  | 4749    |
| P.H.F: 2      |     | 0.947 |     |    | 0.000 |    |    | 0.980 |      |      | 0.959 |    | 0.971   |

(1) Peak Hour Volume (Peak Hour Begins At 815 AM)

(2) Peak Hour Factor (directional aggregate)



QUALITY TRAFFIC DATA, LLC

11040 Santa Monica Blvd, Suite 207, Los Angeles, CA 90025

Phone: 310-341-0019 Fax: 310-807-9247 Info@QualityTrafficData.com

# VEHICLE TURNING MOVEMENT COUNT

#009 CENTURY PARK EAST & SANTA MONICA BLVD. - PM PEAK

|                |                    |            |                           |
|----------------|--------------------|------------|---------------------------|
| LOCATION #:    | 009                | QTD PRJ #: | 080258                    |
| NORTH / SOUTH: | CENTURY PARK EAST  | DATE:      | Tuesday, October 28, 2008 |
| EAST / WEST:   | SANTA MONICA BLVD. | VICINITY:  | LOS ANGELES, CA           |

| DIRECTION: | NL | NT | NR  | SL | ST | SR | EL | ET  | ER | WL  | WT  | WR | TOTALS: |
|------------|----|----|-----|----|----|----|----|-----|----|-----|-----|----|---------|
| LANES:     | 2  | 0  | 2   | 0  | 0  | 0  | 1  | 4   | 1  | 2   | 4   | 0  |         |
| 4:00 PM    | 54 | 0  | 122 | 0  | 0  | 0  | 0  | 390 | 48 | 99  | 325 | 0  | 1038    |
| 4:15 PM    | 58 | 0  | 118 | 0  | 0  | 0  | 0  | 385 | 46 | 96  | 304 | 0  | 1007    |
| 4:30 PM    | 64 | 0  | 115 | 0  | 0  | 0  | 0  | 375 | 42 | 91  | 286 | 0  | 973     |
| 4:45 PM    | 81 | 0  | 140 | 0  | 0  | 0  | 0  | 408 | 48 | 87  | 296 | 0  | 1060    |
| 5:00 PM    | 99 | 0  | 165 | 0  | 0  | 0  | 0  | 437 | 62 | 84  | 307 | 0  | 1154    |
| 5:15 PM    | 96 | 0  | 191 | 0  | 0  | 0  | 0  | 431 | 61 | 98  | 289 | 0  | 1166    |
| 5:30 PM    | 98 | 0  | 217 | 0  | 0  | 0  | 0  | 439 | 68 | 112 | 272 | 0  | 1206    |
| 5:45 PM    | 92 | 0  | 183 | 0  | 0  | 0  | 0  | 427 | 72 | 97  | 266 | 0  | 1137    |
| 6:00 PM    | 82 | 0  | 172 | 0  | 0  | 0  | 0  | 415 | 52 | 89  | 252 | 0  | 1062    |
| 6:15 PM    | 85 | 0  | 175 | 0  | 0  | 0  | 0  | 414 | 51 | 85  | 249 | 0  | 1059    |
| 6:30 PM    | 72 | 0  | 166 | 0  | 0  | 0  | 0  | 416 | 55 | 92  | 255 | 0  | 1056    |
| 6:45 PM    | 79 | 0  | 155 | 0  | 0  | 0  | 0  | 382 | 49 | 91  | 261 | 0  | 1017    |

| VOLUME STATS:       | NL  | NT    | NR   | SL | ST    | SR | EL | ET    | ER  | WL   | WT    | WR | TOTALS: |
|---------------------|-----|-------|------|----|-------|----|----|-------|-----|------|-------|----|---------|
| TOTAL:              | 960 | 0     | 1919 | 0  | 0     | 0  | 0  | 4919  | 654 | 1121 | 3362  | 0  | 12935   |
| P.H.V: <sup>1</sup> | 385 | 0     | 756  | 0  | 0     | 0  | 0  | 1734  | 263 | 391  | 1134  | 0  | 4663    |
| P.H.F: <sup>2</sup> |     | 0.906 |      |    | 0.000 |    |    | 0.985 |     |      | 0.975 |    | 0.967   |

(1) Peak Hour Volume (Peak Hour Begins At 500 PM)

(2) Peak Hour Factor (directional aggregate)



QUALITY TRAFFIC DATA, LLC

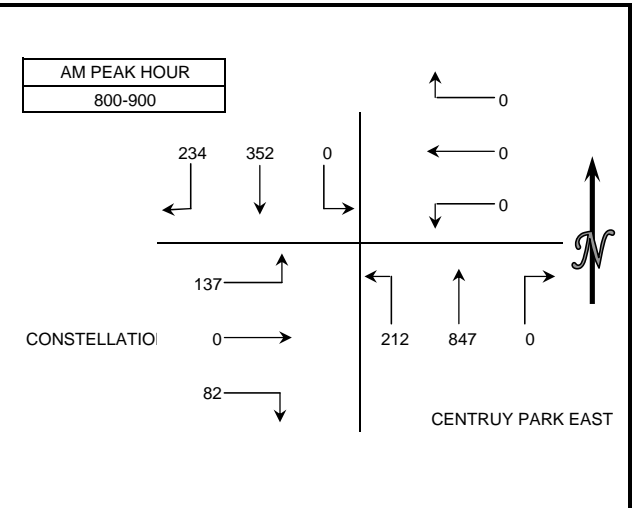
11040 Santa Monica Blvd, Suite 207, Los Angeles, CA 90025

Phone: 310-341-0019 Fax: 310-807-9247 Info@QualityTrafficData.com

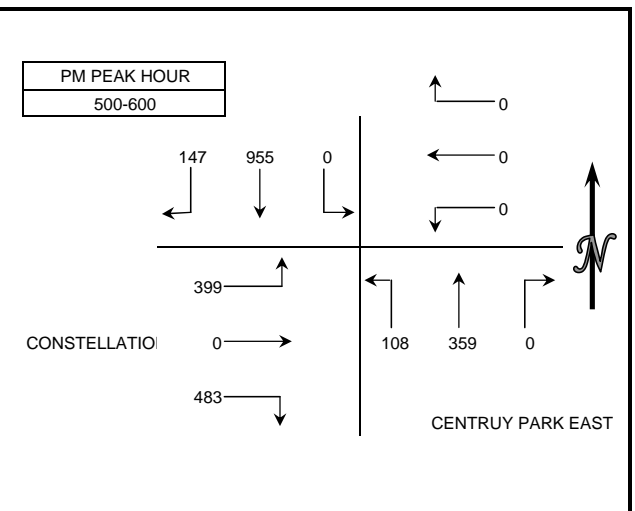
## INTERSECTION TURNING MOVEMENT COUNT SUMMARY

CLIENT: FEHR AND PEERS  
 PROJECT: WESTSIDE EXTENSION TRANSIT CORRIDOR COUNT PROGRAM  
 DATE: WEDNESDAY MAY 6, 2009  
 PERIODS: 7:00 AM TO 9:00 AM AND 4:00 PM TO 6:00 PM  
 INTERSECTION: N/S CENTRUY PARK EAST  
 E/W CONSTELLATION BOULEVARD  
 CITY: CENTURY CITY

| 15 MIN COUNTS |        |        |        |        |        |        |        |        |        |         |         |         |       | 7:00 AM TO 9:00 AM |  |  |  |  |  |  |  |  |  |  |  |  |  |
|---------------|--------|--------|--------|--------|--------|--------|--------|--------|--------|---------|---------|---------|-------|--------------------|--|--|--|--|--|--|--|--|--|--|--|--|--|
| PERIOD        | 1 SBRT | 2 SBTH | 3 SBLT | 4 WBRT | 5 WBTH | 6 WBLT | 7 NBRT | 8 NBTH | 9 NBLT | 10 EBRT | 11 EBTH | 12 EBLT | TOTAL |                    |  |  |  |  |  |  |  |  |  |  |  |  |  |
| 700-715       | 51     | 74     | 0      | 0      | 0      | 0      | 0      | 85     | 17     | 10      | 0       | 13      | 250   |                    |  |  |  |  |  |  |  |  |  |  |  |  |  |
| 715-730       | 29     | 27     | 0      | 0      | 0      | 0      | 0      | 101    | 34     | 8       | 0       | 9       | 208   |                    |  |  |  |  |  |  |  |  |  |  |  |  |  |
| 730-745       | 31     | 50     | 0      | 0      | 0      | 0      | 0      | 143    | 25     | 16      | 0       | 16      | 281   |                    |  |  |  |  |  |  |  |  |  |  |  |  |  |
| 745-800       | 68     | 117    | 0      | 0      | 0      | 0      | 0      | 194    | 37     | 17      | 0       | 33      | 466   |                    |  |  |  |  |  |  |  |  |  |  |  |  |  |
| 800-815       | 45     | 77     | 0      | 0      | 0      | 0      | 0      | 192    | 43     | 15      | 0       | 33      | 405   |                    |  |  |  |  |  |  |  |  |  |  |  |  |  |
| 815-830       | 72     | 88     | 0      | 0      | 0      | 0      | 0      | 233    | 51     | 20      | 0       | 39      | 503   |                    |  |  |  |  |  |  |  |  |  |  |  |  |  |
| 830-845       | 53     | 71     | 0      | 0      | 0      | 0      | 0      | 195    | 54     | 21      | 0       | 34      | 428   |                    |  |  |  |  |  |  |  |  |  |  |  |  |  |
| 845-900       | 64     | 116    | 0      | 0      | 0      | 0      | 0      | 227    | 64     | 26      | 0       | 31      | 528   |                    |  |  |  |  |  |  |  |  |  |  |  |  |  |
| HOUR TOTALS   |        |        |        |        |        |        |        |        |        |         |         |         |       |                    |  |  |  |  |  |  |  |  |  |  |  |  |  |
| TIME          | 1 SBRT | 2 SBTH | 3 SBLT | 4 WBRT | 5 WBTH | 6 WBLT | 7 NBRT | 8 NBTH | 9 NBLT | 10 EBRT | 11 EBTH | 12 EBLT | TOTAL |                    |  |  |  |  |  |  |  |  |  |  |  |  |  |
| 700-800       | 179    | 268    | 0      | 0      | 0      | 0      | 0      | 523    | 113    | 51      | 0       | 71      | 1205  |                    |  |  |  |  |  |  |  |  |  |  |  |  |  |
| 715-815       | 173    | 271    | 0      | 0      | 0      | 0      | 0      | 630    | 139    | 56      | 0       | 91      | 1360  |                    |  |  |  |  |  |  |  |  |  |  |  |  |  |
| 730-830       | 216    | 332    | 0      | 0      | 0      | 0      | 0      | 762    | 156    | 68      | 0       | 121     | 1655  |                    |  |  |  |  |  |  |  |  |  |  |  |  |  |
| 745-845       | 238    | 353    | 0      | 0      | 0      | 0      | 0      | 814    | 185    | 73      | 0       | 139     | 1802  |                    |  |  |  |  |  |  |  |  |  |  |  |  |  |
| 800-900       | 234    | 352    | 0      | 0      | 0      | 0      | 0      | 847    | 212    | 82      | 0       | 137     | 1864  |                    |  |  |  |  |  |  |  |  |  |  |  |  |  |



| 15 MIN COUNTS |        |        |        |        |        |        |        |        |        |         |         |         |       | 4:00 PM TO 6:00 PM |  |  |  |  |  |  |  |  |  |  |  |  |  |
|---------------|--------|--------|--------|--------|--------|--------|--------|--------|--------|---------|---------|---------|-------|--------------------|--|--|--|--|--|--|--|--|--|--|--|--|--|
| PERIOD        | 1 SBRT | 2 SBTH | 3 SBLT | 4 WBRT | 5 WBTH | 6 WBLT | 7 NBRT | 8 NBTH | 9 NBLT | 10 EBRT | 11 EBTH | 12 EBLT | TOTAL |                    |  |  |  |  |  |  |  |  |  |  |  |  |  |
| 400-415       | 29     | 148    | 0      | 0      | 0      | 0      | 0      | 89     | 31     | 90      | 0       | 59      | 446   |                    |  |  |  |  |  |  |  |  |  |  |  |  |  |
| 415-430       | 44     | 168    | 0      | 0      | 0      | 0      | 0      | 82     | 20     | 54      | 0       | 53      | 421   |                    |  |  |  |  |  |  |  |  |  |  |  |  |  |
| 430-445       | 36     | 182    | 0      | 0      | 0      | 0      | 0      | 79     | 24     | 99      | 0       | 58      | 478   |                    |  |  |  |  |  |  |  |  |  |  |  |  |  |
| 445-500       | 26     | 128    | 0      | 0      | 0      | 0      | 0      | 56     | 20     | 74      | 0       | 42      | 346   |                    |  |  |  |  |  |  |  |  |  |  |  |  |  |
| 500-515       | 36     | 269    | 0      | 0      | 0      | 0      | 0      | 99     | 24     | 121     | 0       | 102     | 651   |                    |  |  |  |  |  |  |  |  |  |  |  |  |  |
| 515-530       | 36     | 223    | 0      | 0      | 0      | 0      | 0      | 85     | 27     | 109     | 0       | 93      | 573   |                    |  |  |  |  |  |  |  |  |  |  |  |  |  |
| 530-545       | 35     | 250    | 0      | 0      | 0      | 0      | 0      | 92     | 32     | 155     | 0       | 132     | 696   |                    |  |  |  |  |  |  |  |  |  |  |  |  |  |
| 545-600       | 40     | 213    | 0      | 0      | 0      | 0      | 0      | 83     | 25     | 98      | 0       | 72      | 531   |                    |  |  |  |  |  |  |  |  |  |  |  |  |  |
| HOUR TOTALS   |        |        |        |        |        |        |        |        |        |         |         |         |       |                    |  |  |  |  |  |  |  |  |  |  |  |  |  |
| TIME          | 1 SBRT | 2 SBTH | 3 SBLT | 4 WBRT | 5 WBTH | 6 WBLT | 7 NBRT | 8 NBTH | 9 NBLT | 10 EBRT | 11 EBTH | 12 EBLT | TOTAL |                    |  |  |  |  |  |  |  |  |  |  |  |  |  |
| 400-500       | 135    | 626    | 0      | 0      | 0      | 0      | 0      | 306    | 95     | 317     | 0       | 212     | 1691  |                    |  |  |  |  |  |  |  |  |  |  |  |  |  |
| 415-515       | 142    | 747    | 0      | 0      | 0      | 0      | 0      | 316    | 88     | 348     | 0       | 255     | 1896  |                    |  |  |  |  |  |  |  |  |  |  |  |  |  |
| 430-530       | 134    | 802    | 0      | 0      | 0      | 0      | 0      | 319    | 95     | 403     | 0       | 295     | 2048  |                    |  |  |  |  |  |  |  |  |  |  |  |  |  |
| 445-545       | 133    | 870    | 0      | 0      | 0      | 0      | 0      | 332    | 103    | 459     | 0       | 369     | 2266  |                    |  |  |  |  |  |  |  |  |  |  |  |  |  |
| 500-600       | 147    | 955    | 0      | 0      | 0      | 0      | 0      | 359    | 108    | 483     | 0       | 399     | 2451  |                    |  |  |  |  |  |  |  |  |  |  |  |  |  |



# PEAK HOUR ITM SUMMARY

## #010 CENTURY PARK EAST & OLYMPIC BLVD

|                |                   |            |                           |          |        |
|----------------|-------------------|------------|---------------------------|----------|--------|
| LOCATION #:    | 010               | QTD PRJ #: | 080258                    | AM PEAK: | 845 AM |
| NORTH / SOUTH: | CENTURY PARK EAST | DATE:      | Tuesday, October 28, 2008 | MD PEAK: |        |
| EAST / WEST:   | OLYMPIC BLVD      | VICINITY:  | LOS ANGELES, CA           | PM PEAK: | 530 PM |



|              |            |            |            |
|--------------|------------|------------|------------|
| LN           | 2          | 2          | 2          |
| AM           | 466        | 481        | 450        |
| MD           | 0          | 0          | 0          |
| PM           | 221        | 368        | 196        |
| <b>TOTAL</b> | <b>687</b> | <b>849</b> | <b>646</b> |

CENTURY PARK EAST

|              |             |
|--------------|-------------|
| AM           | 505         |
| MD           | 0           |
| PM           | 920         |
| <b>TOTAL</b> | <b>1425</b> |

|             |      |    |      |
|-------------|------|----|------|
| TOTAL       | PM   | MD | AM   |
| <b>5715</b> | 2418 | 0  | 3297 |

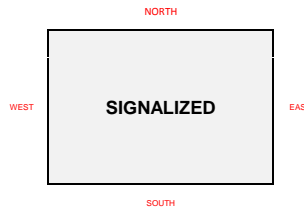
OLYMPIC BLVD

|             |      |    |      |    |
|-------------|------|----|------|----|
| TOTAL       | PM   | MD | AM   | LN |
| <b>487</b>  | 332  | 0  | 155  | 0  |
| <b>4623</b> | 2140 | 0  | 2483 | 4  |
| <b>0</b>    | 0    | 0  | 0    | 0  |

OLYMPIC BLVD

|      |    |      |             |
|------|----|------|-------------|
| AM   | MD | PM   | TOTAL       |
| 2215 | 0  | 2381 | <b>4596</b> |

|    |      |    |      |       |
|----|------|----|------|-------|
| LN | AM   | MD | PM   | TOTAL |
| 0  | 0    | 0  | 0    | 0     |
| 3  | 1698 | 0  | 2108 | 3806  |
| 1  | 76   | 0  | 481  | 557   |



|       |    |     |             |
|-------|----|-----|-------------|
| TOTAL | PM | MD  | AM          |
| 557   | 0  | 849 | <b>1406</b> |

CENTURY PARK EAST

|       |     |     |     |
|-------|-----|-----|-----|
| TOTAL | 405 | 938 | 144 |
| PM    | 57  | 588 | 77  |
| MD    | 0   | 0   | 0   |
| AM    | 348 | 350 | 67  |
| LN    | 2   | 3   | 0   |

|          |         |    |          |          |   |    |   |          |         |    |         |
|----------|---------|----|----------|----------|---|----|---|----------|---------|----|---------|
| AM COUNT | 7:00 AM | TO | 10:00 AM | MD COUNT | - | TO | - | PM COUNT | 4:00 PM | TO | 7:00 PM |
|----------|---------|----|----------|----------|---|----|---|----------|---------|----|---------|



**QUALITY TRAFFIC DATA, LLC**

11040 Santa Monica Blvd, Suite 207, Los Angeles, CA 90025

Phone: 310-341-0019 Fax: 310-807-9247 Info@QualityTrafficData.com

# VEHICLE TURNING MOVEMENT COUNT

#010 CENTURY PARK EAST & OLYMPIC BLVD - AM PEAK

|                |                   |            |                           |
|----------------|-------------------|------------|---------------------------|
| LOCATION #:    | 010               | QTD PRJ #: | 080258                    |
| NORTH / SOUTH: | CENTURY PARK EAST | DATE:      | Tuesday, October 28, 2008 |
| EAST / WEST:   | OLYMPIC BLVD      | VICINITY:  | LOS ANGELES, CA           |

| DIRECTION: | NL | NT  | NR | SL  | ST  | SR  | EL | ET  | ER | WL | WT  | WR | TOTALS: |
|------------|----|-----|----|-----|-----|-----|----|-----|----|----|-----|----|---------|
| LANES:     | 2  | 3   | 0  | 2   | 2   | 2   | 0  | 3   | 1  | 0  | 4   | 0  |         |
| 6:00 AM    |    |     |    |     |     |     |    |     |    |    |     |    |         |
| 6:15 AM    |    |     |    |     |     |     |    |     |    |    |     |    |         |
| 6:30 AM    |    |     |    |     |     |     |    |     |    |    |     |    |         |
| 6:45 AM    |    |     |    |     |     |     |    |     |    |    |     |    |         |
| 7:00 AM    | 26 | 57  | 11 | 42  | 39  | 44  | 0  | 129 | 18 | 0  | 352 | 24 | 742     |
| 7:15 AM    | 40 | 61  | 16 | 45  | 44  | 48  | 0  | 185 | 15 | 0  | 450 | 26 | 930     |
| 7:30 AM    | 54 | 65  | 21 | 49  | 48  | 50  | 0  | 246 | 14 | 0  | 562 | 29 | 1138    |
| 7:45 AM    | 63 | 77  | 17 | 74  | 66  | 72  | 0  | 309 | 11 | 0  | 571 | 38 | 1298    |
| 8:00 AM    | 72 | 80  | 11 | 92  | 89  | 96  | 0  | 363 | 15 | 0  | 577 | 48 | 1443    |
| 8:15 AM    | 85 | 88  | 19 | 95  | 113 | 91  | 0  | 388 | 19 | 0  | 562 | 46 | 1506    |
| 8:30 AM    | 98 | 112 | 21 | 117 | 103 | 109 | 0  | 394 | 17 | 0  | 588 | 44 | 1603    |
| 8:45 AM    | 91 | 91  | 19 | 113 | 108 | 113 | 0  | 412 | 20 | 0  | 602 | 41 | 1610    |
| 9:00 AM    | 96 | 88  | 18 | 111 | 130 | 116 | 0  | 420 | 25 | 0  | 624 | 36 | 1664    |
| 9:15 AM    | 99 | 89  | 16 | 112 | 124 | 120 | 0  | 435 | 14 | 0  | 631 | 41 | 1681    |
| 9:30 AM    | 62 | 82  | 14 | 114 | 119 | 117 | 0  | 431 | 17 | 0  | 626 | 37 | 1619    |
| 9:45 AM    | 58 | 80  | 16 | 116 | 121 | 111 | 0  | 394 | 21 | 0  | 569 | 39 | 1525    |
| 10:00 AM   |    |     |    |     |     |     |    |     |    |    |     |    |         |
| 10:15 AM   |    |     |    |     |     |     |    |     |    |    |     |    |         |
| 10:30 AM   |    |     |    |     |     |     |    |     |    |    |     |    |         |

| VOLUME STATS: | NL  | NT    | NR  | SL   | ST    | SR   | EL | ET    | ER  | WL | WT    | WR  | TOTALS: |
|---------------|-----|-------|-----|------|-------|------|----|-------|-----|----|-------|-----|---------|
| TOTAL:        | 844 | 970   | 199 | 1080 | 1104  | 1087 | 0  | 4106  | 206 | 0  | 6714  | 449 | 16759   |
| P.H.V: 1      | 348 | 350   | 67  | 450  | 481   | 466  | 0  | 1698  | 76  | 0  | 2483  | 155 | 6574    |
| P.H.F: 2      |     | 0.938 |     |      | 0.978 |      |    | 0.988 |     |    | 0.981 |     | 0.978   |

(1) Peak Hour Volume (Peak Hour Begins At 845 AM)

(2) Peak Hour Factor (directional aggregate)



**QUALITY TRAFFIC DATA, LLC**

11040 Santa Monica Blvd, Suite 207, Los Angeles, CA 90025

Phone: 310-341-0019 Fax: 310-807-9247 Info@QualityTrafficData.com

# VEHICLE TURNING MOVEMENT COUNT

#010 CENTURY PARK EAST & OLYMPIC BLVD - PM PEAK

|                |                   |            |                           |
|----------------|-------------------|------------|---------------------------|
| LOCATION #:    | 010               | QTD PRJ #: | 080258                    |
| NORTH / SOUTH: | CENTURY PARK EAST | DATE:      | Tuesday, October 28, 2008 |
| EAST / WEST:   | OLYMPIC BLVD      | VICINITY:  | LOS ANGELES, CA           |

| DIRECTION: | NL | NT  | NR | SL | ST | SR | EL | ET  | ER  | WL | WT  | WR  | TOTALS: |
|------------|----|-----|----|----|----|----|----|-----|-----|----|-----|-----|---------|
| LANES:     | 2  | 3   | 0  | 2  | 2  | 2  | 0  | 3   | 1   | 0  | 4   | 0   |         |
| 4:00 PM    | 13 | 52  | 15 | 46 | 72 | 58 | 0  | 460 | 73  | 0  | 388 | 66  | 1243    |
| 4:15 PM    | 15 | 54  | 12 | 42 | 62 | 55 | 0  | 444 | 81  | 0  | 397 | 80  | 1242    |
| 4:30 PM    | 18 | 64  | 19 | 47 | 71 | 48 | 0  | 430 | 78  | 0  | 402 | 96  | 1273    |
| 4:45 PM    | 14 | 90  | 16 | 46 | 79 | 53 | 0  | 429 | 95  | 0  | 482 | 102 | 1406    |
| 5:00 PM    | 16 | 110 | 19 | 47 | 86 | 58 | 0  | 431 | 118 | 0  | 526 | 100 | 1511    |
| 5:15 PM    | 16 | 141 | 14 | 46 | 86 | 53 | 0  | 498 | 122 | 0  | 539 | 92  | 1607    |
| 5:30 PM    | 17 | 174 | 13 | 50 | 95 | 55 | 0  | 521 | 137 | 0  | 543 | 84  | 1689    |
| 5:45 PM    | 14 | 155 | 18 | 45 | 89 | 58 | 0  | 532 | 126 | 0  | 529 | 82  | 1648    |
| 6:00 PM    | 11 | 134 | 22 | 49 | 93 | 53 | 0  | 510 | 110 | 0  | 549 | 76  | 1607    |
| 6:15 PM    | 15 | 125 | 24 | 52 | 91 | 55 | 0  | 545 | 108 | 0  | 519 | 90  | 1624    |
| 6:30 PM    | 13 | 115 | 26 | 45 | 78 | 46 | 0  | 566 | 113 | 0  | 530 | 68  | 1600    |
| 6:45 PM    | 11 | 108 | 21 | 44 | 81 | 49 | 0  | 551 | 101 | 0  | 522 | 74  | 1562    |

| VOLUME STATS:       | NL  | NT    | NR  | SL  | ST    | SR  | EL | ET    | ER   | WL | WT    | WR   | TOTALS: |
|---------------------|-----|-------|-----|-----|-------|-----|----|-------|------|----|-------|------|---------|
| TOTAL:              | 173 | 1322  | 219 | 559 | 983   | 641 | 0  | 5917  | 1262 | 0  | 5926  | 1010 | 18012   |
| P.H.V: <sup>1</sup> | 57  | 588   | 77  | 196 | 368   | 221 | 0  | 2108  | 481  | 0  | 2140  | 332  | 6568    |
| P.H.F: <sup>2</sup> |     | 0.885 |     |     | 0.981 |     |    | 0.984 |      |    | 0.986 |      | 0.972   |

(1) Peak Hour Volume (Peak Hour Begins At 5:30 PM)

(2) Peak Hour Factor (directional aggregate)



**QUALITY TRAFFIC DATA, LLC**

11040 Santa Monica Blvd, Suite 207, Los Angeles, CA 90025

Phone: 310-341-0019 Fax: 310-807-9247 Info@QualityTrafficData.com



# PEAK HOUR ITM SUMMARY

## #008 AVE. OF THE STARS & SANTA MONICA BLVD.

|                |                    |            |                            |          |        |
|----------------|--------------------|------------|----------------------------|----------|--------|
| LOCATION #:    | 008                | QTD PRJ #: | 080258                     | AM PEAK: | 800 AM |
| NORTH / SOUTH: | AVE. OF THE STARS  | DATE:      | Thursday, October 23, 2008 | MD PEAK: |        |
| EAST / WEST:   | SANTA MONICA BLVD. | VICINITY:  | LOS ANGELES, CA            | PM PEAK: | 500 PM |



|       |   |   |   |
|-------|---|---|---|
| LN    | 0 | 0 | 0 |
| AM    | 0 | 0 | 0 |
| MD    | 0 | 0 | 0 |
| PM    | 0 | 0 | 0 |
| TOTAL | 0 | 0 | 0 |

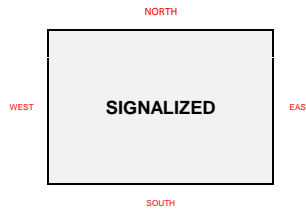
AVE. OF THE STARS

|       |   |
|-------|---|
| TOTAL | 0 |
| PM    | 0 |
| MD    | 0 |
| AM    | 0 |

|       |      |    |      |
|-------|------|----|------|
| TOTAL | PM   | MD | AM   |
| 3277  | 1845 | 0  | 1432 |

|       |      |    |      |    |
|-------|------|----|------|----|
| TOTAL | PM   | MD | AM   | LN |
| 0     | 0    | 0  | 0    | 0  |
| 2472  | 1221 | 0  | 1251 | 3  |
| 747   | 283  | 0  | 464  | 2  |

SANTA MONICA BLVD.



SANTA MONICA BLVD.

|    |      |    |      |       |
|----|------|----|------|-------|
| LN | AM   | MD | PM   | TOTAL |
| 1  | 6    | 0  | 12   | 18    |
| 5  | 1551 | 0  | 1388 | 2939  |
| 1  | 669  | 0  | 290  | 959   |

|      |    |      |       |
|------|----|------|-------|
| AM   | MD | PM   | TOTAL |
| 1858 | 0  | 1988 | 3846  |

|       |    |     |      |
|-------|----|-----|------|
| TOTAL | PM | MD  | AM   |
| 1133  | 0  | 573 | 1706 |

AVE. OF THE STARS

|       |     |   |     |
|-------|-----|---|-----|
| TOTAL | 805 | 0 | 907 |
| PM    | 624 | 0 | 600 |
| MD    | 0   | 0 | 0   |
| AM    | 181 | 0 | 307 |
| LN    | 3   | 0 | 2   |

|          |         |    |          |          |   |    |   |          |         |    |         |
|----------|---------|----|----------|----------|---|----|---|----------|---------|----|---------|
| AM COUNT | 7:00 AM | TO | 10:00 AM | MD COUNT | - | TO | - | PM COUNT | 4:00 PM | TO | 7:00 PM |
|----------|---------|----|----------|----------|---|----|---|----------|---------|----|---------|



QUALITY TRAFFIC DATA, LLC

11040 Santa Monica Blvd, Suite 207, Los Angeles, CA 90025

Phone: 310-341-0019 Fax: 310-807-9247 Info@QualityTrafficData.com

# VEHICLE TURNING MOVEMENT COUNT

#008 AVE. OF THE STARS & SANTA MONICA BLVD. - AM PEAK

|                |                    |            |                            |
|----------------|--------------------|------------|----------------------------|
| LOCATION #:    | 008                | QTD PRJ #: | 080258                     |
| NORTH / SOUTH: | AVE. OF THE STARS  | DATE:      | Thursday, October 23, 2008 |
| EAST / WEST:   | SANTA MONICA BLVD. | VICINITY:  | LOS ANGELES, CA            |

| DIRECTION: | NL | NT | NR | SL | ST | SR | EL | ET  | ER  | WL  | WT  | WR | TOTALS: |
|------------|----|----|----|----|----|----|----|-----|-----|-----|-----|----|---------|
| LANES:     | 3  | 0  | 2  | 0  | 0  | 0  | 1  | 5   | 1   | 2   | 3   | 0  |         |
| 6:00 AM    |    |    |    |    |    |    |    |     |     |     |     |    |         |
| 6:15 AM    |    |    |    |    |    |    |    |     |     |     |     |    |         |
| 6:30 AM    |    |    |    |    |    |    |    |     |     |     |     |    |         |
| 6:45 AM    |    |    |    |    |    |    |    |     |     |     |     |    |         |
| 7:00 AM    | 38 | 0  | 28 | 0  | 0  | 0  | 0  | 237 | 108 | 56  | 329 | 0  | 796     |
| 7:15 AM    | 49 | 0  | 29 | 0  | 0  | 0  | 1  | 262 | 103 | 67  | 335 | 0  | 846     |
| 7:30 AM    | 55 | 0  | 31 | 0  | 0  | 0  | 0  | 282 | 106 | 82  | 339 | 0  | 895     |
| 7:45 AM    | 52 | 0  | 47 | 0  | 0  | 0  | 2  | 344 | 131 | 96  | 320 | 0  | 992     |
| 8:00 AM    | 45 | 0  | 64 | 0  | 0  | 0  | 4  | 399 | 156 | 111 | 311 | 0  | 1090    |
| 8:15 AM    | 43 | 0  | 73 | 0  | 0  | 0  | 0  | 395 | 163 | 116 | 309 | 0  | 1099    |
| 8:30 AM    | 45 | 0  | 81 | 0  | 0  | 0  | 1  | 384 | 172 | 122 | 317 | 0  | 1122    |
| 8:45 AM    | 48 | 0  | 89 | 0  | 0  | 0  | 1  | 373 | 178 | 115 | 314 | 0  | 1118    |
| 9:00 AM    | 42 | 0  | 85 | 0  | 0  | 0  | 1  | 363 | 162 | 99  | 309 | 0  | 1061    |
| 9:15 AM    | 41 | 0  | 75 | 0  | 0  | 0  | 2  | 365 | 165 | 72  | 331 | 0  | 1051    |
| 9:30 AM    | 39 | 0  | 71 | 0  | 0  | 0  | 1  | 355 | 141 | 55  | 301 | 0  | 963     |
| 9:45 AM    | 35 | 0  | 63 | 0  | 0  | 0  | 2  | 341 | 132 | 35  | 319 | 0  | 927     |
| 10:00 AM   |    |    |    |    |    |    |    |     |     |     |     |    |         |
| 10:15 AM   |    |    |    |    |    |    |    |     |     |     |     |    |         |
| 10:30 AM   |    |    |    |    |    |    |    |     |     |     |     |    |         |

| VOLUME STATS:       | NL  | NT    | NR  | SL | ST    | SR | EL | ET    | ER   | WL   | WT    | WR | TOTALS: |
|---------------------|-----|-------|-----|----|-------|----|----|-------|------|------|-------|----|---------|
| TOTAL:              | 532 | 0     | 736 | 0  | 0     | 0  | 15 | 4100  | 1717 | 1026 | 3834  | 0  | 11960   |
| P.H.V: <sup>1</sup> | 181 | 0     | 307 | 0  | 0     | 0  | 6  | 1551  | 669  | 464  | 1251  | 0  | 4429    |
| P.H.F: <sup>2</sup> |     | 0.891 |     |    | 0.000 |    |    | 0.996 |      |      | 0.977 |    | 0.987   |

(1) Peak Hour Volume (Peak Hour Begins At 800 AM)

(2) Peak Hour Factor (directional aggregate)



QUALITY TRAFFIC DATA, LLC

11040 Santa Monica Blvd, Suite 207, Los Angeles, CA 90025

Phone: 310-341-0019 Fax: 310-807-9247 Info@QualityTrafficData.com

# VEHICLE TURNING MOVEMENT COUNT

#008 AVE. OF THE STARS & SANTA MONICA BLVD. - PM PEAK

|                |                    |            |                            |
|----------------|--------------------|------------|----------------------------|
| LOCATION #:    | 008                | QTD PRJ #: | 080258                     |
| NORTH / SOUTH: | AVE. OF THE STARS  | DATE:      | Thursday, October 23, 2008 |
| EAST / WEST:   | SANTA MONICA BLVD. | VICINITY:  | LOS ANGELES, CA            |

| DIRECTION: | NL  | NT | NR  | SL | ST | SR | EL | ET  | ER | WL | WT  | WR | TOTALS: |
|------------|-----|----|-----|----|----|----|----|-----|----|----|-----|----|---------|
| LANES:     | 3   | 0  | 2   | 0  | 0  | 0  | 1  | 5   | 1  | 2  | 3   | 0  |         |
| 4:00 PM    | 96  | 0  | 104 | 0  | 0  | 0  | 12 | 338 | 63 | 49 | 322 | 0  | 984     |
| 4:15 PM    | 100 | 0  | 96  | 0  | 0  | 0  | 5  | 332 | 65 | 51 | 307 | 0  | 956     |
| 4:30 PM    | 104 | 0  | 88  | 0  | 0  | 0  | 7  | 327 | 62 | 54 | 292 | 0  | 934     |
| 4:45 PM    | 131 | 0  | 103 | 0  | 0  | 0  | 1  | 354 | 65 | 72 | 301 | 0  | 1027    |
| 5:00 PM    | 157 | 0  | 119 | 0  | 0  | 0  | 2  | 382 | 67 | 79 | 315 | 0  | 1121    |
| 5:15 PM    | 155 | 0  | 145 | 0  | 0  | 0  | 3  | 348 | 72 | 69 | 313 | 0  | 1105    |
| 5:30 PM    | 154 | 0  | 172 | 0  | 0  | 0  | 6  | 330 | 77 | 70 | 301 | 0  | 1110    |
| 5:45 PM    | 158 | 0  | 164 | 0  | 0  | 0  | 1  | 328 | 74 | 65 | 292 | 0  | 1082    |
| 6:00 PM    | 142 | 0  | 152 | 0  | 0  | 0  | 3  | 315 | 71 | 41 | 299 | 0  | 1023    |
| 6:15 PM    | 152 | 0  | 141 | 0  | 0  | 0  | 2  | 321 | 69 | 42 | 295 | 0  | 1022    |
| 6:30 PM    | 145 | 0  | 133 | 0  | 0  | 0  | 5  | 331 | 65 | 39 | 291 | 0  | 1009    |
| 6:45 PM    | 132 | 0  | 129 | 0  | 0  | 0  | 2  | 298 | 68 | 59 | 282 | 0  | 970     |

| VOLUME STATS:       | NL   | NT    | NR   | SL | ST    | SR | EL | ET    | ER  | WL  | WT    | WR | TOTALS: |
|---------------------|------|-------|------|----|-------|----|----|-------|-----|-----|-------|----|---------|
| TOTAL:              | 1626 | 0     | 1546 | 0  | 0     | 0  | 49 | 4004  | 818 | 690 | 3610  | 0  | 12343   |
| P.H.V: <sup>1</sup> | 624  | 0     | 600  | 0  | 0     | 0  | 12 | 1388  | 290 | 283 | 1221  | 0  | 4418    |
| P.H.F: <sup>2</sup> |      | 0.939 |      |    | 0.000 |    |    | 0.937 |     |     | 0.954 |    | 0.985   |

(1) Peak Hour Volume (Peak Hour Begins At 500 PM)

(2) Peak Hour Factor (directional aggregate)



**QUALITY TRAFFIC DATA, LLC**

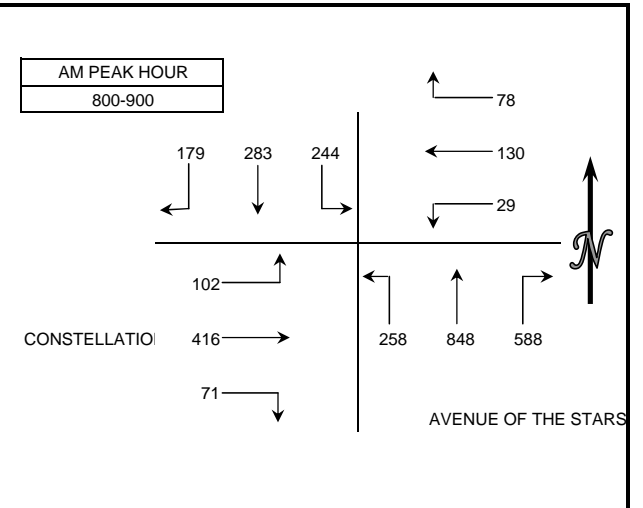
11040 Santa Monica Blvd, Suite 207, Los Angeles, CA 90025

Phone: 310-341-0019 Fax: 310-807-9247 Info@QualityTrafficData.com

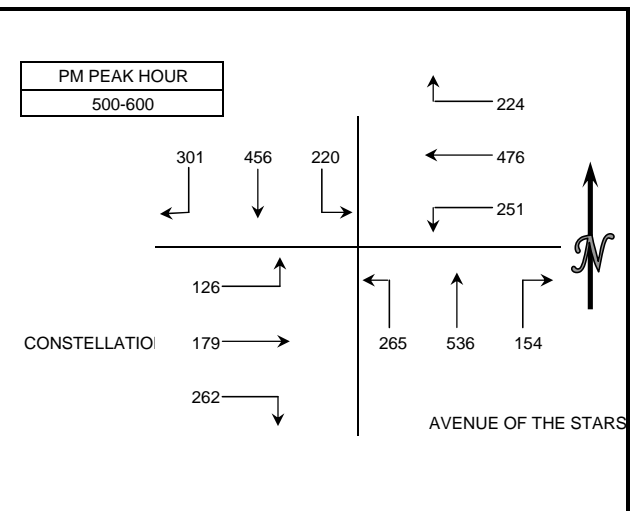
## INTERSECTION TURNING MOVEMENT COUNT SUMMARY

CLIENT: FEHR AND PEERS  
 PROJECT: WESTSIDE EXTENSION TRANSIT CORRIDOR COUNT PROGRAM  
 DATE: THURSDAY MAY 7, 2009  
 PERIODS: 7:00 AM TO 9:00 AM AND 4:00 PM TO 6:00 PM  
 INTERSECTION: N/S AVENUE OF THE STARS  
 E/W CONSTELLATION BOULEVARD  
 CITY: CENTURY CITY

| 15 MIN COUNTS |           |           |           |           |           |           |           |           |           |            |            |            |       | 7:00 AM TO 9:00 AM |  |  |  |  |  |  |  |  |  |  |  |  |  |
|---------------|-----------|-----------|-----------|-----------|-----------|-----------|-----------|-----------|-----------|------------|------------|------------|-------|--------------------|--|--|--|--|--|--|--|--|--|--|--|--|--|
| PERIOD        | 1<br>SBRT | 2<br>SBTH | 3<br>SBLT | 4<br>WBRT | 5<br>WBTH | 6<br>WBLT | 7<br>NBRT | 8<br>NBTH | 9<br>NBLT | 10<br>EBRT | 11<br>EBTH | 12<br>EBLT | TOTAL |                    |  |  |  |  |  |  |  |  |  |  |  |  |  |
| 700-715       | 21        | 51        | 43        | 10        | 13        | 5         | 48        | 109       | 41        | 9          | 31         | 7          | 388   |                    |  |  |  |  |  |  |  |  |  |  |  |  |  |
| 715-730       | 28        | 40        | 45        | 16        | 19        | 5         | 68        | 120       | 26        | 14         | 32         | 13         | 426   |                    |  |  |  |  |  |  |  |  |  |  |  |  |  |
| 730-745       | 28        | 59        | 54        | 19        | 11        | 2         | 86        | 135       | 44        | 13         | 44         | 21         | 516   |                    |  |  |  |  |  |  |  |  |  |  |  |  |  |
| 745-800       | 37        | 65        | 46        | 19        | 26        | 7         | 90        | 174       | 61        | 17         | 76         | 21         | 639   |                    |  |  |  |  |  |  |  |  |  |  |  |  |  |
| 800-815       | 38        | 78        | 51        | 16        | 22        | 10        | 138       | 195       | 53        | 18         | 77         | 27         | 723   |                    |  |  |  |  |  |  |  |  |  |  |  |  |  |
| 815-830       | 36        | 72        | 58        | 20        | 31        | 2         | 127       | 201       | 62        | 16         | 106        | 18         | 749   |                    |  |  |  |  |  |  |  |  |  |  |  |  |  |
| 830-845       | 44        | 75        | 64        | 13        | 30        | 4         | 160       | 228       | 75        | 22         | 109        | 26         | 850   |                    |  |  |  |  |  |  |  |  |  |  |  |  |  |
| 845-900       | 61        | 58        | 71        | 29        | 47        | 13        | 163       | 224       | 68        | 15         | 124        | 31         | 904   |                    |  |  |  |  |  |  |  |  |  |  |  |  |  |
| HOUR TOTALS   |           |           |           |           |           |           |           |           |           |            |            |            |       |                    |  |  |  |  |  |  |  |  |  |  |  |  |  |
| TIME          | 1<br>SBRT | 2<br>SBTH | 3<br>SBLT | 4<br>WBRT | 5<br>WBTH | 6<br>WBLT | 7<br>NBRT | 8<br>NBTH | 9<br>NBLT | 10<br>EBRT | 11<br>EBTH | 12<br>EBLT | TOTAL |                    |  |  |  |  |  |  |  |  |  |  |  |  |  |
| 700-800       | 114       | 215       | 188       | 64        | 69        | 19        | 292       | 538       | 172       | 53         | 183        | 62         | 1969  |                    |  |  |  |  |  |  |  |  |  |  |  |  |  |
| 715-815       | 131       | 242       | 196       | 70        | 78        | 24        | 382       | 624       | 184       | 62         | 229        | 82         | 2304  |                    |  |  |  |  |  |  |  |  |  |  |  |  |  |
| 730-830       | 139       | 274       | 209       | 74        | 90        | 21        | 441       | 705       | 220       | 64         | 303        | 87         | 2627  |                    |  |  |  |  |  |  |  |  |  |  |  |  |  |
| 745-845       | 155       | 290       | 219       | 68        | 109       | 23        | 515       | 798       | 251       | 73         | 368        | 92         | 2961  |                    |  |  |  |  |  |  |  |  |  |  |  |  |  |
| 800-900       | 179       | 283       | 244       | 78        | 130       | 29        | 588       | 848       | 258       | 71         | 416        | 102        | 3226  |                    |  |  |  |  |  |  |  |  |  |  |  |  |  |



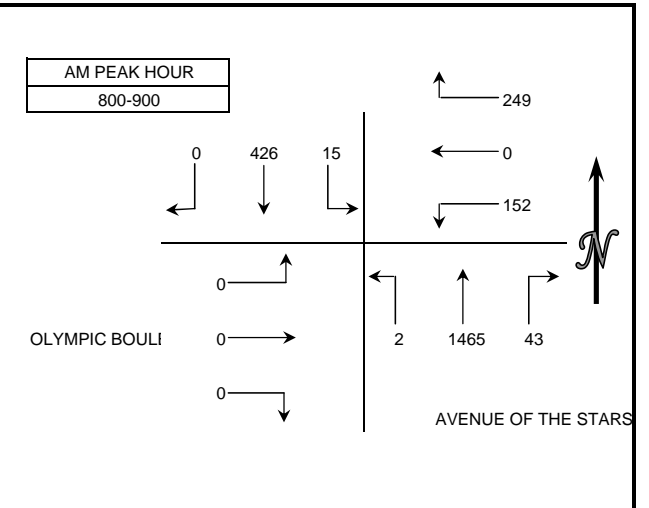
| 15 MIN COUNTS |           |           |           |           |           |           |           |           |           |            |            |            |       | 4:00 PM TO 6:00 PM |  |  |  |  |  |  |  |  |  |  |  |  |  |
|---------------|-----------|-----------|-----------|-----------|-----------|-----------|-----------|-----------|-----------|------------|------------|------------|-------|--------------------|--|--|--|--|--|--|--|--|--|--|--|--|--|
| PERIOD        | 1<br>SBRT | 2<br>SBTH | 3<br>SBLT | 4<br>WBRT | 5<br>WBTH | 6<br>WBLT | 7<br>NBRT | 8<br>NBTH | 9<br>NBLT | 10<br>EBRT | 11<br>EBTH | 12<br>EBLT | TOTAL |                    |  |  |  |  |  |  |  |  |  |  |  |  |  |
| 400-415       | 54        | 122       | 37        | 53        | 63        | 32        | 37        | 113       | 62        | 61         | 35         | 30         | 699   |                    |  |  |  |  |  |  |  |  |  |  |  |  |  |
| 415-430       | 68        | 109       | 26        | 42        | 59        | 20        | 38        | 120       | 51        | 61         | 34         | 24         | 652   |                    |  |  |  |  |  |  |  |  |  |  |  |  |  |
| 430-445       | 60        | 128       | 38        | 46        | 60        | 45        | 33        | 111       | 44        | 44         | 35         | 25         | 669   |                    |  |  |  |  |  |  |  |  |  |  |  |  |  |
| 445-500       | 53        | 144       | 46        | 41        | 64        | 38        | 38        | 127       | 50        | 53         | 32         | 23         | 709   |                    |  |  |  |  |  |  |  |  |  |  |  |  |  |
| 500-515       | 73        | 144       | 41        | 71        | 118       | 79        | 33        | 128       | 57        | 72         | 49         | 24         | 889   |                    |  |  |  |  |  |  |  |  |  |  |  |  |  |
| 515-530       | 69        | 120       | 56        | 26        | 101       | 40        | 47        | 126       | 54        | 50         | 44         | 32         | 765   |                    |  |  |  |  |  |  |  |  |  |  |  |  |  |
| 530-545       | 99        | 108       | 60        | 66        | 136       | 81        | 36        | 132       | 72        | 70         | 41         | 35         | 936   |                    |  |  |  |  |  |  |  |  |  |  |  |  |  |
| 545-600       | 60        | 84        | 63        | 61        | 121       | 51        | 38        | 150       | 82        | 70         | 45         | 35         | 860   |                    |  |  |  |  |  |  |  |  |  |  |  |  |  |
| HOUR TOTALS   |           |           |           |           |           |           |           |           |           |            |            |            |       |                    |  |  |  |  |  |  |  |  |  |  |  |  |  |
| TIME          | 1<br>SBRT | 2<br>SBTH | 3<br>SBLT | 4<br>WBRT | 5<br>WBTH | 6<br>WBLT | 7<br>NBRT | 8<br>NBTH | 9<br>NBLT | 10<br>EBRT | 11<br>EBTH | 12<br>EBLT | TOTAL |                    |  |  |  |  |  |  |  |  |  |  |  |  |  |
| 400-500       | 235       | 503       | 147       | 182       | 246       | 135       | 146       | 471       | 207       | 219        | 136        | 102        | 2729  |                    |  |  |  |  |  |  |  |  |  |  |  |  |  |
| 415-515       | 254       | 525       | 151       | 200       | 301       | 182       | 142       | 486       | 202       | 230        | 150        | 96         | 2919  |                    |  |  |  |  |  |  |  |  |  |  |  |  |  |
| 430-530       | 255       | 536       | 181       | 184       | 343       | 202       | 151       | 492       | 205       | 219        | 160        | 104        | 3032  |                    |  |  |  |  |  |  |  |  |  |  |  |  |  |
| 445-545       | 294       | 516       | 203       | 204       | 419       | 238       | 154       | 513       | 233       | 245        | 166        | 114        | 3299  |                    |  |  |  |  |  |  |  |  |  |  |  |  |  |
| 500-600       | 301       | 456       | 220       | 224       | 476       | 251       | 154       | 536       | 265       | 262        | 179        | 126        | 3450  |                    |  |  |  |  |  |  |  |  |  |  |  |  |  |



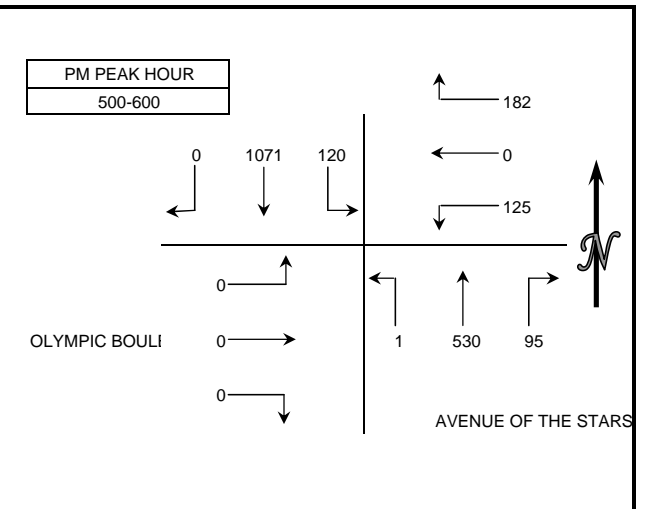
## INTERSECTION TURNING MOVEMENT COUNT SUMMARY

CLIENT: FEHR AND PEERS  
 PROJECT: WESTSIDE EXTENSION TRANSIT CORRIDOR COUNT PROGRAM  
 DATE: WEDNESDAY MAY 6, 2009  
 PERIODS: 7:00 AM TO 9:00 AM AND 4:00 PM TO 6:00 PM  
 INTERSECTION: N/S AVENUE OF THE STARS NORTH  
 E/W OLYMPIC BOULEVARD  
 CITY: CENTURY CITY

| 15 MIN COUNTS |           |           |           |           |           |           |           |           |           |            |            |            | 7:00 AM TO 9:00 AM |
|---------------|-----------|-----------|-----------|-----------|-----------|-----------|-----------|-----------|-----------|------------|------------|------------|--------------------|
| PERIOD        | 1<br>SBRT | 2<br>SBTH | 3<br>SBLT | 4<br>WBRT | 5<br>WBTH | 6<br>WBLT | 7<br>NBRT | 8<br>NBTH | 9<br>NBLT | 10<br>EBRT | 11<br>EBTH | 12<br>EBLT | TOTAL              |
| 700-715       | 1         | 51        | 6         | 25        | 0         | 10        | 12        | 161       | 2         | 0          | 0          | 0          | 268                |
| 715-730       | 0         | 55        | 2         | 39        | 0         | 12        | 5         | 187       | 1         | 0          | 0          | 0          | 301                |
| 730-745       | 1         | 73        | 8         | 53        | 0         | 13        | 11        | 251       | 0         | 0          | 0          | 0          | 410                |
| 745-800       | 0         | 82        | 4         | 75        | 0         | 19        | 13        | 256       | 0         | 0          | 1          | 0          | 450                |
| 800-815       | 0         | 89        | 2         | 52        | 0         | 23        | 12        | 324       | 0         | 0          | 0          | 0          | 502                |
| 815-830       | 0         | 104       | 5         | 56        | 0         | 30        | 7         | 341       | 0         | 0          | 0          | 0          | 543                |
| 830-845       | 0         | 131       | 6         | 74        | 0         | 41        | 13        | 397       | 0         | 0          | 0          | 0          | 662                |
| 845-900       | 0         | 102       | 2         | 67        | 0         | 58        | 11        | 403       | 2         | 0          | 0          | 0          | 645                |
| HOOR TOTALS   |           |           |           |           |           |           |           |           |           |            |            |            |                    |
| TIME          | 1<br>SBRT | 2<br>SBTH | 3<br>SBLT | 4<br>WBRT | 5<br>WBTH | 6<br>WBLT | 7<br>NBRT | 8<br>NBTH | 9<br>NBLT | 10<br>EBRT | 11<br>EBTH | 12<br>EBLT | TOTAL              |
| 700-800       | 2         | 261       | 20        | 192       | 0         | 54        | 41        | 855       | 3         | 0          | 1          | 0          | 1429               |
| 715-815       | 1         | 299       | 16        | 219       | 0         | 67        | 41        | 1018      | 1         | 0          | 1          | 0          | 1663               |
| 730-830       | 1         | 348       | 19        | 236       | 0         | 85        | 43        | 1172      | 0         | 0          | 1          | 0          | 1905               |
| 745-845       | 0         | 406       | 17        | 257       | 0         | 113       | 45        | 1318      | 0         | 0          | 1          | 0          | 2157               |
| 800-900       | 0         | 426       | 15        | 249       | 0         | 152       | 43        | 1465      | 2         | 0          | 0          | 0          | 2352               |



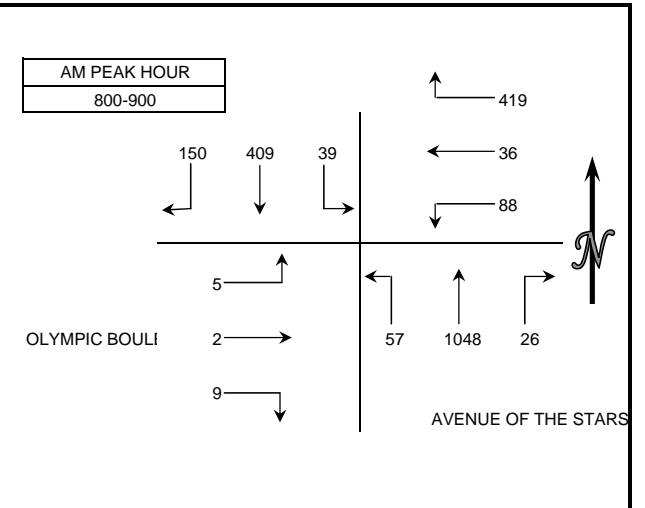
| 15 MIN COUNTS |           |           |           |           |           |           |           |           |           |            |            |            | 4:00 PM TO 6:00 PM |
|---------------|-----------|-----------|-----------|-----------|-----------|-----------|-----------|-----------|-----------|------------|------------|------------|--------------------|
| PERIOD        | 1<br>SBRT | 2<br>SBTH | 3<br>SBLT | 4<br>WBRT | 5<br>WBTH | 6<br>WBLT | 7<br>NBRT | 8<br>NBTH | 9<br>NBLT | 10<br>EBRT | 11<br>EBTH | 12<br>EBLT | TOTAL              |
| 400-415       | 0         | 195       | 10        | 46        | 0         | 16        | 27        | 102       | 2         | 0          | 0          | 0          | 398                |
| 415-430       | 0         | 179       | 17        | 38        | 0         | 21        | 13        | 108       | 1         | 0          | 0          | 0          | 377                |
| 430-445       | 0         | 189       | 21        | 42        | 0         | 28        | 24        | 126       | 0         | 0          | 0          | 0          | 430                |
| 445-500       | 0         | 201       | 23        | 44        | 0         | 22        | 18        | 119       | 0         | 0          | 0          | 0          | 427                |
| 500-515       | 0         | 246       | 23        | 46        | 0         | 37        | 19        | 139       | 0         | 0          | 0          | 0          | 510                |
| 515-530       | 0         | 270       | 35        | 32        | 0         | 37        | 21        | 121       | 0         | 0          | 0          | 0          | 516                |
| 530-545       | 0         | 313       | 29        | 53        | 0         | 21        | 23        | 139       | 1         | 0          | 0          | 0          | 579                |
| 545-600       | 0         | 242       | 33        | 51        | 0         | 30        | 32        | 131       | 0         | 0          | 0          | 0          | 519                |
| HOOR TOTALS   |           |           |           |           |           |           |           |           |           |            |            |            |                    |
| TIME          | 1<br>SBRT | 2<br>SBTH | 3<br>SBLT | 4<br>WBRT | 5<br>WBTH | 6<br>WBLT | 7<br>NBRT | 8<br>NBTH | 9<br>NBLT | 10<br>EBRT | 11<br>EBTH | 12<br>EBLT | TOTAL              |
| 400-500       | 0         | 764       | 71        | 170       | 0         | 87        | 82        | 455       | 3         | 0          | 0          | 0          | 1632               |
| 415-515       | 0         | 815       | 84        | 170       | 0         | 108       | 74        | 492       | 1         | 0          | 0          | 0          | 1744               |
| 430-530       | 0         | 906       | 102       | 164       | 0         | 124       | 82        | 505       | 0         | 0          | 0          | 0          | 1883               |
| 445-545       | 0         | 1030      | 110       | 175       | 0         | 117       | 81        | 518       | 1         | 0          | 0          | 0          | 2032               |
| 500-600       | 0         | 1071      | 120       | 182       | 0         | 125       | 95        | 530       | 1         | 0          | 0          | 0          | 2124               |



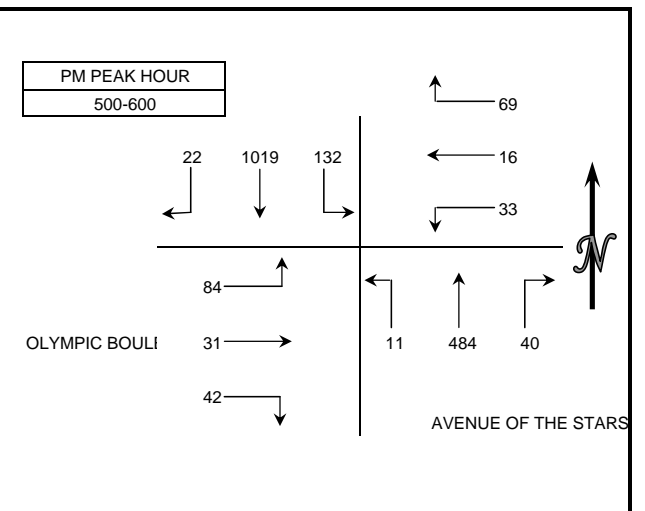
## INTERSECTION TURNING MOVEMENT COUNT SUMMARY

CLIENT: FEHR AND PEERS  
 PROJECT: WESTSIDE EXTENSION TRANSIT CORRIDOR COUNT PROGRAM  
 DATE: THURSDAY MAY 7, 2009  
 PERIODS: 7:00 AM TO 9:00 AM AND 4:00 PM TO 6:00 PM  
 INTERSECTION: N/S AVENUE OF THE STARS EAST  
 E/W OLYMPIC BOULEVARD  
 CITY: CENTURY CITY

| 15 MIN COUNTS |           |           |           |           |           |           |           |           |           |            |            |            | 7:00 AM TO 9:00 AM |
|---------------|-----------|-----------|-----------|-----------|-----------|-----------|-----------|-----------|-----------|------------|------------|------------|--------------------|
| PERIOD        | 1<br>SBRT | 2<br>SBTH | 3<br>SBLT | 4<br>WBRT | 5<br>WBTH | 6<br>WBLT | 7<br>NBRT | 8<br>NBTH | 9<br>NBLT | 10<br>EBRT | 11<br>EBTH | 12<br>EBLT | TOTAL              |
| 700-715       | 10        | 35        | 2         | 39        | 3         | 5         | 3         | 123       | 5         | 3          | 0          | 0          | 228                |
| 715-730       | 21        | 49        | 0         | 25        | 5         | 4         | 8         | 141       | 9         | 3          | 0          | 1          | 266                |
| 730-745       | 15        | 70        | 9         | 48        | 4         | 8         | 5         | 198       | 8         | 0          | 0          | 1          | 366                |
| 745-800       | 22        | 62        | 4         | 62        | 7         | 11        | 4         | 230       | 10        | 2          | 0          | 0          | 414                |
| 800-815       | 43        | 93        | 10        | 88        | 8         | 6         | 5         | 277       | 11        | 3          | 0          | 0          | 544                |
| 815-830       | 22        | 87        | 9         | 83        | 7         | 21        | 5         | 227       | 10        | 3          | 1          | 0          | 475                |
| 830-845       | 49        | 100       | 11        | 123       | 12        | 29        | 6         | 269       | 16        | 2          | 1          | 4          | 622                |
| 845-900       | 36        | 129       | 9         | 125       | 9         | 32        | 10        | 275       | 20        | 1          | 0          | 1          | 647                |
| HOUR TOTALS   |           |           |           |           |           |           |           |           |           |            |            |            |                    |
| TIME          | 1<br>SBRT | 2<br>SBTH | 3<br>SBLT | 4<br>WBRT | 5<br>WBTH | 6<br>WBLT | 7<br>NBRT | 8<br>NBTH | 9<br>NBLT | 10<br>EBRT | 11<br>EBTH | 12<br>EBLT | TOTAL              |
| 700-800       | 68        | 216       | 15        | 174       | 19        | 28        | 20        | 692       | 32        | 8          | 0          | 2          | 1274               |
| 715-815       | 101       | 274       | 23        | 223       | 24        | 29        | 22        | 846       | 38        | 8          | 0          | 2          | 1590               |
| 730-830       | 102       | 312       | 32        | 281       | 26        | 46        | 19        | 932       | 39        | 8          | 1          | 1          | 1799               |
| 745-845       | 136       | 342       | 34        | 356       | 34        | 67        | 20        | 1003      | 47        | 10         | 2          | 4          | 2055               |
| 800-900       | 150       | 409       | 39        | 419       | 36        | 88        | 26        | 1048      | 57        | 9          | 2          | 5          | 2288               |



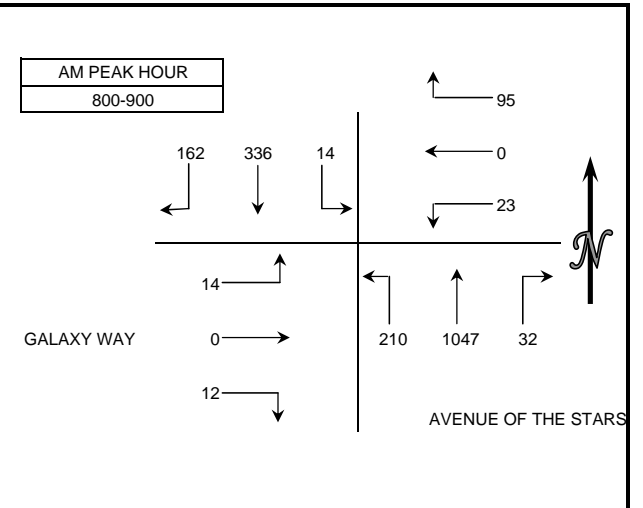
| 15 MIN COUNTS |           |           |           |           |           |           |           |           |           |            |            |            | 4:00 PM TO 6:00 PM |
|---------------|-----------|-----------|-----------|-----------|-----------|-----------|-----------|-----------|-----------|------------|------------|------------|--------------------|
| PERIOD        | 1<br>SBRT | 2<br>SBTH | 3<br>SBLT | 4<br>WBRT | 5<br>WBTH | 6<br>WBLT | 7<br>NBRT | 8<br>NBTH | 9<br>NBLT | 10<br>EBRT | 11<br>EBTH | 12<br>EBLT | TOTAL              |
| 400-415       | 2         | 143       | 28        | 20        | 2         | 13        | 11        | 117       | 3         | 3          | 3          | 3          | 348                |
| 415-430       | 6         | 184       | 29        | 16        | 1         | 11        | 6         | 109       | 4         | 8          | 3          | 7          | 384                |
| 430-445       | 11        | 166       | 32        | 15        | 3         | 12        | 7         | 93        | 2         | 12         | 4          | 8          | 365                |
| 445-500       | 3         | 215       | 31        | 14        | 2         | 4         | 11        | 130       | 1         | 6          | 3          | 11         | 431                |
| 500-515       | 2         | 222       | 33        | 14        | 2         | 14        | 14        | 136       | 3         | 14         | 8          | 20         | 482                |
| 515-530       | 5         | 268       | 34        | 19        | 2         | 6         | 11        | 121       | 3         | 12         | 8          | 17         | 506                |
| 530-545       | 7         | 278       | 37        | 14        | 3         | 5         | 9         | 101       | 1         | 9          | 9          | 23         | 496                |
| 545-600       | 8         | 251       | 28        | 22        | 9         | 8         | 6         | 126       | 4         | 7          | 6          | 24         | 499                |
| HOUR TOTALS   |           |           |           |           |           |           |           |           |           |            |            |            |                    |
| TIME          | 1<br>SBRT | 2<br>SBTH | 3<br>SBLT | 4<br>WBRT | 5<br>WBTH | 6<br>WBLT | 7<br>NBRT | 8<br>NBTH | 9<br>NBLT | 10<br>EBRT | 11<br>EBTH | 12<br>EBLT | TOTAL              |
| 400-500       | 22        | 708       | 120       | 65        | 8         | 40        | 35        | 449       | 10        | 29         | 13         | 29         | 1528               |
| 415-515       | 22        | 787       | 125       | 59        | 8         | 41        | 38        | 468       | 10        | 40         | 18         | 46         | 1662               |
| 430-530       | 21        | 871       | 130       | 62        | 9         | 36        | 43        | 480       | 9         | 44         | 23         | 56         | 1784               |
| 445-545       | 17        | 983       | 135       | 61        | 9         | 29        | 45        | 488       | 8         | 41         | 28         | 71         | 1915               |
| 500-600       | 22        | 1019      | 132       | 69        | 16        | 33        | 40        | 484       | 11        | 42         | 31         | 84         | 1983               |



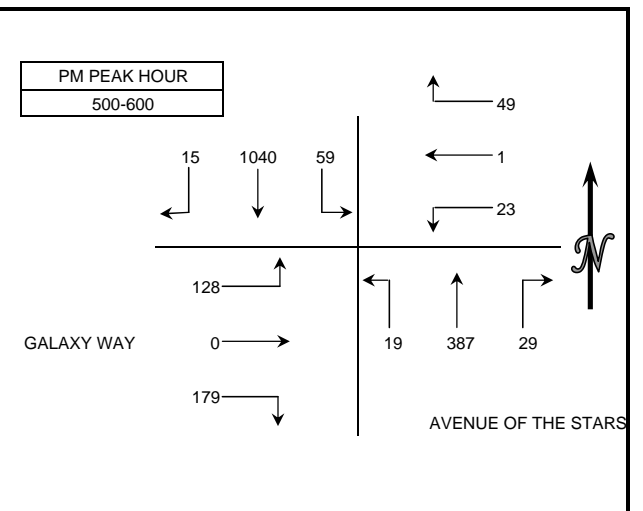
## INTERSECTION TURNING MOVEMENT COUNT SUMMARY

CLIENT: FEHR AND PEERS  
 PROJECT: WESTSIDE EXTENSION TRANSIT CORRIDOR COUNT PROGRAM  
 DATE: WEDNESDAY MAY 6, 2009  
 PERIODS: 7:00 AM TO 9:00 AM AND 4:00 PM TO 6:00 PM  
 INTERSECTION: N/S AVENUE OF THE STARS  
 E/W GALAXY WAY  
 CITY: CENTURY CITY

| 15 MIN COUNTS |           |           |           |           |           |           |           |           |           |            |            |            | 7:00 AM TO 9:00 AM |
|---------------|-----------|-----------|-----------|-----------|-----------|-----------|-----------|-----------|-----------|------------|------------|------------|--------------------|
| PERIOD        | 1<br>SBRT | 2<br>SBTH | 3<br>SBLT | 4<br>WBRT | 5<br>WBTH | 6<br>WBLT | 7<br>NBRT | 8<br>NBTH | 9<br>NBLT | 10<br>EBRT | 11<br>EBTH | 12<br>EBLT | TOTAL              |
| 700-715       | 9         | 34        | 6         | 11        | 0         | 7         | 3         | 122       | 16        | 0          | 0          | 1          | 209                |
| 715-730       | 13        | 42        | 0         | 11        | 0         | 4         | 2         | 149       | 40        | 1          | 0          | 1          | 263                |
| 730-745       | 20        | 52        | 1         | 13        | 0         | 5         | 6         | 201       | 26        | 6          | 0          | 5          | 335                |
| 745-800       | 27        | 57        | 3         | 27        | 0         | 3         | 6         | 215       | 23        | 1          | 0          | 1          | 363                |
| 800-815       | 27        | 70        | 2         | 23        | 0         | 6         | 8         | 229       | 33        | 2          | 0          | 4          | 404                |
| 815-830       | 36        | 84        | 1         | 20        | 0         | 8         | 9         | 235       | 51        | 2          | 0          | 1          | 447                |
| 830-845       | 34        | 101       | 4         | 27        | 0         | 3         | 6         | 251       | 55        | 4          | 0          | 8          | 493                |
| 845-900       | 65        | 81        | 7         | 25        | 0         | 6         | 9         | 332       | 71        | 4          | 0          | 1          | 601                |
| HOUR TOTALS   |           |           |           |           |           |           |           |           |           |            |            |            |                    |
| TIME          | 1<br>SBRT | 2<br>SBTH | 3<br>SBLT | 4<br>WBRT | 5<br>WBTH | 6<br>WBLT | 7<br>NBRT | 8<br>NBTH | 9<br>NBLT | 10<br>EBRT | 11<br>EBTH | 12<br>EBLT | TOTAL              |
| 700-800       | 69        | 185       | 10        | 62        | 0         | 19        | 17        | 687       | 105       | 8          | 0          | 8          | 1170               |
| 715-815       | 87        | 221       | 6         | 74        | 0         | 18        | 22        | 794       | 122       | 10         | 0          | 11         | 1365               |
| 730-830       | 110       | 263       | 7         | 83        | 0         | 22        | 29        | 880       | 133       | 11         | 0          | 11         | 1549               |
| 745-845       | 124       | 312       | 10        | 97        | 0         | 20        | 29        | 930       | 162       | 9          | 0          | 14         | 1707               |
| 800-900       | 162       | 336       | 14        | 95        | 0         | 23        | 32        | 1047      | 210       | 12         | 0          | 14         | 1945               |



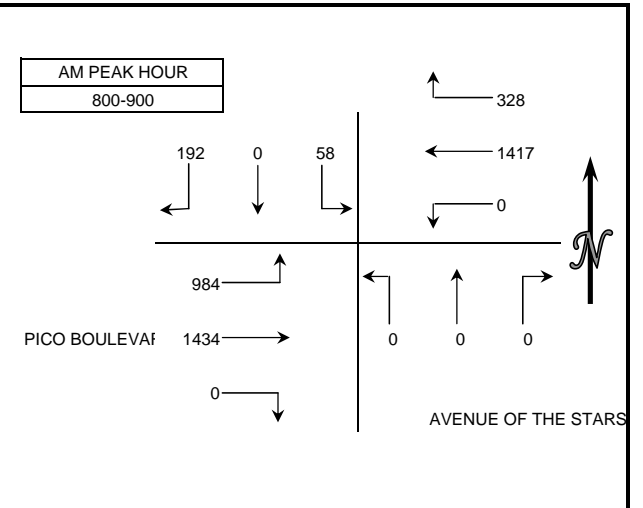
| 15 MIN COUNTS |           |           |           |           |           |           |           |           |           |            |            |            | 4:00 PM TO 6:00 PM |
|---------------|-----------|-----------|-----------|-----------|-----------|-----------|-----------|-----------|-----------|------------|------------|------------|--------------------|
| PERIOD        | 1<br>SBRT | 2<br>SBTH | 3<br>SBLT | 4<br>WBRT | 5<br>WBTH | 6<br>WBLT | 7<br>NBRT | 8<br>NBTH | 9<br>NBLT | 10<br>EBRT | 11<br>EBTH | 12<br>EBLT | TOTAL              |
| 400-415       | 7         | 163       | 14        | 14        | 0         | 5         | 5         | 84        | 3         | 27         | 0          | 31         | 353                |
| 415-430       | 6         | 161       | 8         | 12        | 0         | 2         | 9         | 99        | 2         | 21         | 0          | 17         | 337                |
| 430-445       | 5         | 199       | 11        | 13        | 0         | 2         | 6         | 80        | 9         | 29         | 0          | 23         | 377                |
| 445-500       | 1         | 200       | 16        | 8         | 0         | 4         | 5         | 89        | 2         | 26         | 0          | 14         | 365                |
| 500-515       | 4         | 257       | 11        | 15        | 0         | 5         | 5         | 103       | 3         | 44         | 0          | 29         | 476                |
| 515-530       | 5         | 242       | 20        | 9         | 1         | 7         | 7         | 85        | 6         | 42         | 0          | 19         | 443                |
| 530-545       | 4         | 287       | 16        | 8         | 0         | 8         | 10        | 109       | 2         | 46         | 0          | 40         | 530                |
| 545-600       | 2         | 254       | 12        | 17        | 0         | 3         | 7         | 90        | 8         | 47         | 0          | 40         | 480                |
| HOUR TOTALS   |           |           |           |           |           |           |           |           |           |            |            |            |                    |
| TIME          | 1<br>SBRT | 2<br>SBTH | 3<br>SBLT | 4<br>WBRT | 5<br>WBTH | 6<br>WBLT | 7<br>NBRT | 8<br>NBTH | 9<br>NBLT | 10<br>EBRT | 11<br>EBTH | 12<br>EBLT | TOTAL              |
| 400-500       | 19        | 723       | 49        | 47        | 0         | 13        | 25        | 352       | 16        | 103        | 0          | 85         | 1432               |
| 415-515       | 16        | 817       | 46        | 48        | 0         | 13        | 25        | 371       | 16        | 120        | 0          | 83         | 1555               |
| 430-530       | 15        | 898       | 58        | 45        | 1         | 18        | 23        | 357       | 20        | 141        | 0          | 85         | 1661               |
| 445-545       | 14        | 986       | 63        | 40        | 1         | 24        | 27        | 386       | 13        | 158        | 0          | 102        | 1814               |
| 500-600       | 15        | 1040      | 59        | 49        | 1         | 23        | 29        | 387       | 19        | 179        | 0          | 128        | 1929               |



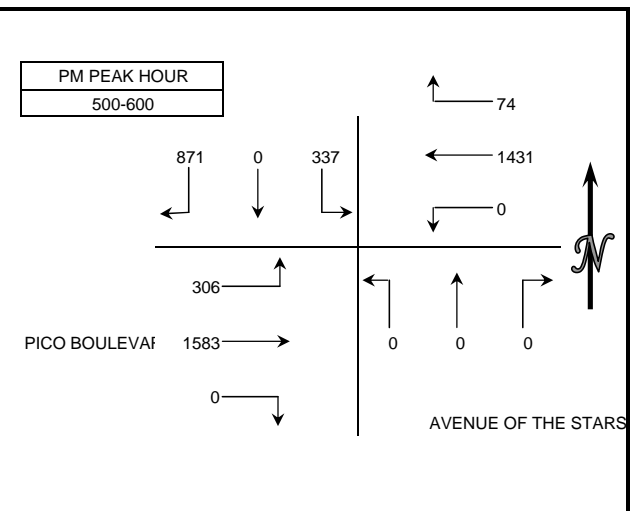
## INTERSECTION TURNING MOVEMENT COUNT SUMMARY

CLIENT: FEHR AND PEERS  
 PROJECT: WESTSIDE EXTENSION TRANSIT CORRIDOR COUNT PROGRAM  
 DATE: TUESDAY MAY 19, 2009  
 PERIODS: 7:00 AM TO 9:00 AM AND 4:00 PM TO 6:00 PM  
 INTERSECTION: N/S AVENUE OF THE STARS  
 E/W PICO BOULEVARD  
 CITY: CENTURY CITY

| 15 MIN COUNTS |           |           |           |           |           |           |           |           |           |            |            |            |       | 7:00 AM TO 9:00 AM |  |  |  |  |  |  |  |  |  |  |  |  |  |
|---------------|-----------|-----------|-----------|-----------|-----------|-----------|-----------|-----------|-----------|------------|------------|------------|-------|--------------------|--|--|--|--|--|--|--|--|--|--|--|--|--|
| PERIOD        | 1<br>SBRT | 2<br>SBTH | 3<br>SBLT | 4<br>WBRT | 5<br>WBTH | 6<br>WBLT | 7<br>NBRT | 8<br>NBTH | 9<br>NBLT | 10<br>EBRT | 11<br>EBTH | 12<br>EBLT | TOTAL |                    |  |  |  |  |  |  |  |  |  |  |  |  |  |
| 700-715       | 17        | 0         | 7         | 56        | 259       | 0         | 0         | 0         | 0         | 0          | 153        | 95         | 587   |                    |  |  |  |  |  |  |  |  |  |  |  |  |  |
| 715-730       | 16        | 0         | 8         | 63        | 267       | 0         | 0         | 0         | 0         | 0          | 195        | 111        | 660   |                    |  |  |  |  |  |  |  |  |  |  |  |  |  |
| 730-745       | 25        | 0         | 15        | 64        | 399       | 0         | 0         | 0         | 0         | 0          | 256        | 125        | 884   |                    |  |  |  |  |  |  |  |  |  |  |  |  |  |
| 745-800       | 41        | 0         | 14        | 88        | 369       | 0         | 0         | 0         | 0         | 0          | 335        | 163        | 1010  |                    |  |  |  |  |  |  |  |  |  |  |  |  |  |
| 800-815       | 39        | 0         | 14        | 66        | 335       | 0         | 0         | 0         | 0         | 0          | 311        | 204        | 969   |                    |  |  |  |  |  |  |  |  |  |  |  |  |  |
| 815-830       | 52        | 0         | 18        | 76        | 351       | 0         | 0         | 0         | 0         | 0          | 332        | 217        | 1046  |                    |  |  |  |  |  |  |  |  |  |  |  |  |  |
| 830-845       | 50        | 0         | 12        | 92        | 336       | 0         | 0         | 0         | 0         | 0          | 394        | 285        | 1169  |                    |  |  |  |  |  |  |  |  |  |  |  |  |  |
| 845-900       | 51        | 0         | 14        | 94        | 395       | 0         | 0         | 0         | 0         | 0          | 397        | 278        | 1229  |                    |  |  |  |  |  |  |  |  |  |  |  |  |  |
| HOOR TOTALS   |           |           |           |           |           |           |           |           |           |            |            |            |       |                    |  |  |  |  |  |  |  |  |  |  |  |  |  |
| TIME          | 1<br>SBRT | 2<br>SBTH | 3<br>SBLT | 4<br>WBRT | 5<br>WBTH | 6<br>WBLT | 7<br>NBRT | 8<br>NBTH | 9<br>NBLT | 10<br>EBRT | 11<br>EBTH | 12<br>EBLT | TOTAL |                    |  |  |  |  |  |  |  |  |  |  |  |  |  |
| 700-800       | 99        | 0         | 44        | 271       | 1294      | 0         | 0         | 0         | 0         | 0          | 939        | 494        | 3141  |                    |  |  |  |  |  |  |  |  |  |  |  |  |  |
| 715-815       | 121       | 0         | 51        | 281       | 1370      | 0         | 0         | 0         | 0         | 0          | 1097       | 603        | 3523  |                    |  |  |  |  |  |  |  |  |  |  |  |  |  |
| 730-830       | 157       | 0         | 61        | 294       | 1454      | 0         | 0         | 0         | 0         | 0          | 1234       | 709        | 3909  |                    |  |  |  |  |  |  |  |  |  |  |  |  |  |
| 745-845       | 182       | 0         | 58        | 322       | 1391      | 0         | 0         | 0         | 0         | 0          | 1372       | 869        | 4194  |                    |  |  |  |  |  |  |  |  |  |  |  |  |  |
| 800-900       | 192       | 0         | 58        | 328       | 1417      | 0         | 0         | 0         | 0         | 0          | 1434       | 984        | 4413  |                    |  |  |  |  |  |  |  |  |  |  |  |  |  |



| 15 MIN COUNTS |           |           |           |           |           |           |           |           |           |            |            |            |       | 4:00 PM TO 6:00 PM |  |  |  |  |  |  |  |  |  |  |  |  |  |
|---------------|-----------|-----------|-----------|-----------|-----------|-----------|-----------|-----------|-----------|------------|------------|------------|-------|--------------------|--|--|--|--|--|--|--|--|--|--|--|--|--|
| PERIOD        | 1<br>SBRT | 2<br>SBTH | 3<br>SBLT | 4<br>WBRT | 5<br>WBTH | 6<br>WBLT | 7<br>NBRT | 8<br>NBTH | 9<br>NBLT | 10<br>EBRT | 11<br>EBTH | 12<br>EBLT | TOTAL |                    |  |  |  |  |  |  |  |  |  |  |  |  |  |
| 400-415       | 138       | 0         | 52        | 26        | 304       | 0         | 0         | 0         | 0         | 0          | 357        | 76         | 953   |                    |  |  |  |  |  |  |  |  |  |  |  |  |  |
| 415-430       | 126       | 0         | 51        | 20        | 340       | 0         | 0         | 0         | 0         | 0          | 337        | 83         | 957   |                    |  |  |  |  |  |  |  |  |  |  |  |  |  |
| 430-445       | 153       | 0         | 79        | 25        | 375       | 0         | 0         | 0         | 0         | 0          | 334        | 58         | 1024  |                    |  |  |  |  |  |  |  |  |  |  |  |  |  |
| 445-500       | 169       | 0         | 88        | 13        | 375       | 0         | 0         | 0         | 0         | 0          | 361        | 75         | 1081  |                    |  |  |  |  |  |  |  |  |  |  |  |  |  |
| 500-515       | 240       | 0         | 73        | 10        | 312       | 0         | 0         | 0         | 0         | 0          | 353        | 76         | 1064  |                    |  |  |  |  |  |  |  |  |  |  |  |  |  |
| 515-530       | 209       | 0         | 80        | 21        | 335       | 0         | 0         | 0         | 0         | 0          | 413        | 65         | 1123  |                    |  |  |  |  |  |  |  |  |  |  |  |  |  |
| 530-545       | 209       | 0         | 94        | 15        | 376       | 0         | 0         | 0         | 0         | 0          | 387        | 80         | 1161  |                    |  |  |  |  |  |  |  |  |  |  |  |  |  |
| 545-600       | 213       | 0         | 90        | 28        | 408       | 0         | 0         | 0         | 0         | 0          | 430        | 85         | 1254  |                    |  |  |  |  |  |  |  |  |  |  |  |  |  |
| HOOR TOTALS   |           |           |           |           |           |           |           |           |           |            |            |            |       |                    |  |  |  |  |  |  |  |  |  |  |  |  |  |
| TIME          | 1<br>SBRT | 2<br>SBTH | 3<br>SBLT | 4<br>WBRT | 5<br>WBTH | 6<br>WBLT | 7<br>NBRT | 8<br>NBTH | 9<br>NBLT | 10<br>EBRT | 11<br>EBTH | 12<br>EBLT | TOTAL |                    |  |  |  |  |  |  |  |  |  |  |  |  |  |
| 400-500       | 586       | 0         | 270       | 84        | 1394      | 0         | 0         | 0         | 0         | 0          | 1389       | 292        | 4015  |                    |  |  |  |  |  |  |  |  |  |  |  |  |  |
| 415-515       | 688       | 0         | 291       | 68        | 1402      | 0         | 0         | 0         | 0         | 0          | 1385       | 292        | 4126  |                    |  |  |  |  |  |  |  |  |  |  |  |  |  |
| 430-530       | 771       | 0         | 320       | 69        | 1397      | 0         | 0         | 0         | 0         | 0          | 1461       | 274        | 4292  |                    |  |  |  |  |  |  |  |  |  |  |  |  |  |
| 445-545       | 827       | 0         | 335       | 59        | 1398      | 0         | 0         | 0         | 0         | 0          | 1514       | 296        | 4429  |                    |  |  |  |  |  |  |  |  |  |  |  |  |  |
| 500-600       | 871       | 0         | 337       | 74        | 1431      | 0         | 0         | 0         | 0         | 0          | 1583       | 306        | 4602  |                    |  |  |  |  |  |  |  |  |  |  |  |  |  |





# PEAK HOUR ITM SUMMARY

## #006 CENTURY PARK WEST & SANTA MONICA BLVD

|                |                   |            |                             |          |        |
|----------------|-------------------|------------|-----------------------------|----------|--------|
| LOCATION #:    | 006               | QTD PRJ #: | 080258                      | AM PEAK: | 800 AM |
| NORTH / SOUTH: | CENTURY PARK WEST | DATE:      | Wednesday, October 22, 2008 | MD PEAK: |        |
| EAST / WEST:   | SANTA MONICA BLVD | VICINITY:  | LOS ANGELES, CA             | PM PEAK: | 500 PM |



|       |   |   |   |
|-------|---|---|---|
| LN    | 0 | 0 | 0 |
| AM    | 0 | 0 | 0 |
| MD    | 0 | 0 | 0 |
| PM    | 0 | 0 | 0 |
| TOTAL | 0 | 0 | 0 |

CENTURY PARK WEST

|       |   |
|-------|---|
| AM    | 0 |
| MD    | 0 |
| PM    | 0 |
| TOTAL | 0 |

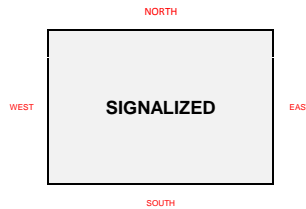
|       |      |    |      |
|-------|------|----|------|
| TOTAL | PM   | MD | AM   |
| 3497  | 2164 | 0  | 1333 |

SANTA MONICA BLVD

|       |      |    |      |    |
|-------|------|----|------|----|
| TOTAL | PM   | MD | AM   | LN |
| 0     | 0    | 0  | 0    | 0  |
| 2989  | 1732 | 0  | 1257 | 3  |
| 295   | 113  | 0  | 182  | 2  |

SANTA MONICA BLVD

|    |      |    |      |       |
|----|------|----|------|-------|
| LN | AM   | MD | PM   | TOTAL |
| 0  | 0    | 0  | 0    | 0     |
| 3  | 2118 | 0  | 1464 | 3582  |
| 1  | 294  | 0  | 134  | 428   |



|      |    |      |       |
|------|----|------|-------|
| AM   | MD | PM   | TOTAL |
| 2224 | 0  | 1679 | 3903  |

|       |    |     |     |
|-------|----|-----|-----|
| TOTAL | PM | MD  | AM  |
| 476   | 0  | 247 | 723 |

CENTURY PARK WEST

|       |     |   |     |
|-------|-----|---|-----|
| TOTAL | 508 | 0 | 321 |
| PM    | 432 | 0 | 215 |
| MD    | 0   | 0 | 0   |
| AM    | 76  | 0 | 106 |
| LN    | 1.5 | 0 | 1.5 |

|          |         |    |          |          |   |    |   |          |         |    |         |
|----------|---------|----|----------|----------|---|----|---|----------|---------|----|---------|
| AM COUNT | 7:00 AM | TO | 10:00 AM | MD COUNT | - | TO | - | PM COUNT | 4:00 PM | TO | 7:00 PM |
|----------|---------|----|----------|----------|---|----|---|----------|---------|----|---------|



**QUALITY TRAFFIC DATA, LLC**

11040 Santa Monica Blvd, Suite 207, Los Angeles, CA 90025

Phone: 310-341-0019 Fax: 310-807-9247 Info@QualityTrafficData.com

# VEHICLE TURNING MOVEMENT COUNT

#006 CENTURY PARK WEST & SANTA MONICA BLVD - AM PEAK

|                |                   |            |                             |
|----------------|-------------------|------------|-----------------------------|
| LOCATION #:    | 006               | QTD PRJ #: | 080258                      |
| NORTH / SOUTH: | CENTURY PARK WEST | DATE:      | Wednesday, October 22, 2008 |
| EAST / WEST:   | SANTA MONICA BLVD | VICINITY:  | LOS ANGELES, CA             |

| DIRECTION: | NL  | NT | NR  | SL | ST | SR | EL | ET  | ER | WL | WT  | WR | TOTALS: |
|------------|-----|----|-----|----|----|----|----|-----|----|----|-----|----|---------|
| LANES:     | 1.5 | 0  | 1.5 | 0  | 0  | 0  | 0  | 3   | 1  | 2  | 3   | 0  |         |
| 6:00 AM    |     |    |     |    |    |    |    |     |    |    |     |    |         |
| 6:15 AM    |     |    |     |    |    |    |    |     |    |    |     |    |         |
| 6:30 AM    |     |    |     |    |    |    |    |     |    |    |     |    |         |
| 6:45 AM    |     |    |     |    |    |    |    |     |    |    |     |    |         |
| 7:00 AM    | 8   | 0  | 11  | 0  | 0  | 0  | 0  | 337 | 65 | 20 | 352 | 0  | 793     |
| 7:15 AM    | 10  | 0  | 14  | 0  | 0  | 0  | 0  | 356 | 68 | 22 | 361 | 0  | 831     |
| 7:30 AM    | 19  | 0  | 16  | 0  | 0  | 0  | 0  | 380 | 72 | 24 | 370 | 0  | 881     |
| 7:45 AM    | 15  | 0  | 22  | 0  | 0  | 0  | 0  | 457 | 70 | 32 | 343 | 0  | 939     |
| 8:00 AM    | 14  | 0  | 29  | 0  | 0  | 0  | 0  | 535 | 72 | 41 | 317 | 0  | 1008    |
| 8:15 AM    | 18  | 0  | 25  | 0  | 0  | 0  | 0  | 530 | 74 | 46 | 306 | 0  | 999     |
| 8:30 AM    | 23  | 0  | 23  | 0  | 0  | 0  | 0  | 532 | 77 | 50 | 319 | 0  | 1024    |
| 8:45 AM    | 21  | 0  | 29  | 0  | 0  | 0  | 0  | 521 | 71 | 45 | 315 | 0  | 1002    |
| 9:00 AM    | 15  | 0  | 25  | 0  | 0  | 0  | 0  | 505 | 68 | 42 | 312 | 0  | 967     |
| 9:15 AM    | 16  | 0  | 23  | 0  | 0  | 0  | 0  | 515 | 65 | 41 | 332 | 0  | 992     |
| 9:30 AM    | 13  | 0  | 19  | 0  | 0  | 0  | 0  | 489 | 63 | 39 | 305 | 0  | 928     |
| 9:45 AM    | 11  | 0  | 15  | 0  | 0  | 0  | 0  | 472 | 69 | 38 | 313 | 0  | 918     |
| 10:00 AM   |     |    |     |    |    |    |    |     |    |    |     |    |         |
| 10:15 AM   |     |    |     |    |    |    |    |     |    |    |     |    |         |
| 10:30 AM   |     |    |     |    |    |    |    |     |    |    |     |    |         |

| VOLUME STATS:       | NL  | NT    | NR  | SL | ST    | SR | EL | ET    | ER  | WL  | WT    | WR | TOTALS: |
|---------------------|-----|-------|-----|----|-------|----|----|-------|-----|-----|-------|----|---------|
| TOTAL:              | 183 | 0     | 251 | 0  | 0     | 0  | 0  | 5629  | 834 | 440 | 3945  | 0  | 11282   |
| P.H.V: <sub>1</sub> | 76  | 0     | 106 | 0  | 0     | 0  | 0  | 2118  | 294 | 182 | 1257  | 0  | 4033    |
| P.H.F: <sub>2</sub> |     | 0.910 |     |    | 0.000 |    |    | 0.990 |     |     | 0.975 |    | 0.985   |

(1) Peak Hour Volume (Peak Hour Begins At 800 AM)

(2) Peak Hour Factor (directional aggregate)



QUALITY TRAFFIC DATA, LLC

11040 Santa Monica Blvd, Suite 207, Los Angeles, CA 90025

Phone: 310-341-0019 Fax: 310-807-9247 Info@QualityTrafficData.com

# VEHICLE TURNING MOVEMENT COUNT

#006 CENTURY PARK WEST & SANTA MONICA BLVD - PM PEAK

|                |                   |            |                             |
|----------------|-------------------|------------|-----------------------------|
| LOCATION #:    | 006               | QTD PRJ #: | 080258                      |
| NORTH / SOUTH: | CENTURY PARK WEST | DATE:      | Wednesday, October 22, 2008 |
| EAST / WEST:   | SANTA MONICA BLVD | VICINITY:  | LOS ANGELES, CA             |

| DIRECTION: | NL  | NT | NR  | SL | ST | SR | EL | ET  | ER | WL | WT  | WR | TOTALS: |
|------------|-----|----|-----|----|----|----|----|-----|----|----|-----|----|---------|
| LANES:     | 1.5 | 0  | 1.5 | 0  | 0  | 0  | 0  | 3   | 1  | 2  | 3   | 0  |         |
| 4:00 PM    | 76  | 0  | 53  | 0  | 0  | 0  | 0  | 360 | 33 | 27 | 385 | 0  | 934     |
| 4:15 PM    | 82  | 0  | 44  | 0  | 0  | 0  | 0  | 369 | 35 | 29 | 371 | 0  | 930     |
| 4:30 PM    | 89  | 0  | 38  | 0  | 0  | 0  | 0  | 356 | 39 | 20 | 373 | 0  | 915     |
| 4:45 PM    | 101 | 0  | 47  | 0  | 0  | 0  | 0  | 367 | 35 | 26 | 406 | 0  | 982     |
| 5:00 PM    | 114 | 0  | 58  | 0  | 0  | 0  | 0  | 382 | 32 | 30 | 440 | 0  | 1056    |
| 5:15 PM    | 110 | 0  | 46  | 0  | 0  | 0  | 0  | 370 | 33 | 32 | 433 | 0  | 1024    |
| 5:30 PM    | 107 | 0  | 59  | 0  | 0  | 0  | 0  | 358 | 37 | 28 | 427 | 0  | 1016    |
| 5:45 PM    | 101 | 0  | 52  | 0  | 0  | 0  | 0  | 354 | 32 | 23 | 432 | 0  | 994     |
| 6:00 PM    | 98  | 0  | 51  | 0  | 0  | 0  | 0  | 332 | 29 | 21 | 425 | 0  | 956     |
| 6:15 PM    | 95  | 0  | 48  | 0  | 0  | 0  | 0  | 345 | 28 | 25 | 429 | 0  | 970     |
| 6:30 PM    | 82  | 0  | 43  | 0  | 0  | 0  | 0  | 364 | 25 | 21 | 416 | 0  | 951     |
| 6:45 PM    | 85  | 0  | 44  | 0  | 0  | 0  | 0  | 323 | 26 | 15 | 405 | 0  | 898     |

| VOLUME STATS:       | NL   | NT    | NR  | SL | ST    | SR | EL | ET    | ER  | WL  | WT    | WR | TOTALS: |
|---------------------|------|-------|-----|----|-------|----|----|-------|-----|-----|-------|----|---------|
| TOTAL:              | 1140 | 0     | 583 | 0  | 0     | 0  | 0  | 4280  | 384 | 297 | 4942  | 0  | 11626   |
| P.H.V: <sup>1</sup> | 432  | 0     | 215 | 0  | 0     | 0  | 0  | 1464  | 134 | 113 | 1732  | 0  | 4090    |
| P.H.F: <sup>2</sup> |      | 0.940 |     |    | 0.000 |    |    | 0.965 |     |     | 0.981 |    | 0.968   |

(1) Peak Hour Volume (Peak Hour Begins At 500 PM)

(2) Peak Hour Factor (directional aggregate)



**QUALITY TRAFFIC DATA, LLC**

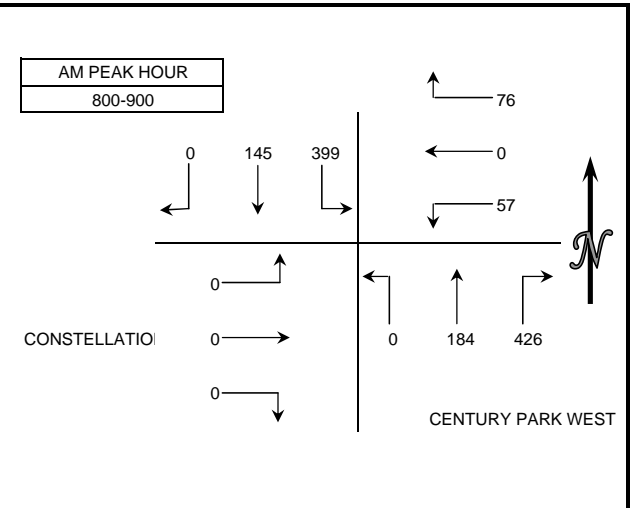
11040 Santa Monica Blvd, Suite 207, Los Angeles, CA 90025

Phone: 310-341-0019 Fax: 310-807-9247 Info@QualityTrafficData.com

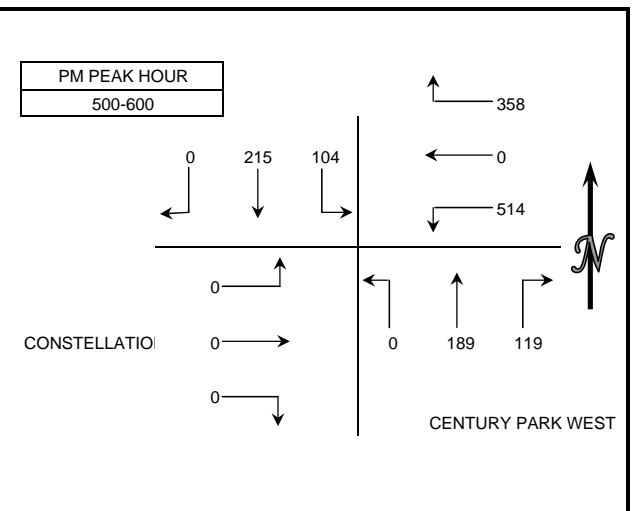
## INTERSECTION TURNING MOVEMENT COUNT SUMMARY

CLIENT: FEHR AND PEERS  
 PROJECT: WESTSIDE EXTENSION TRANSIT CORRIDOR COUNT PROGRAM  
 DATE: WEDNESDAY MAY 6, 2009  
 PERIODS: 7:00 AM TO 9:00 AM AND 4:00 PM TO 6:00 PM  
 INTERSECTION: N/S CENTURY PARK WEST  
 E/W CONSTELLATION BOULEVARD  
 CITY: CENTURY CITY

| 15 MIN COUNTS |           |           |           |           |           |           |           |           |           |            |            |            | 7:00 AM TO 9:00 AM |
|---------------|-----------|-----------|-----------|-----------|-----------|-----------|-----------|-----------|-----------|------------|------------|------------|--------------------|
| PERIOD        | 1<br>SBRT | 2<br>SBTH | 3<br>SBLT | 4<br>WBRT | 5<br>WBTH | 6<br>WBLT | 7<br>NBRT | 8<br>NBTH | 9<br>NBLT | 10<br>EBRT | 11<br>EBTH | 12<br>EBLT | TOTAL              |
| 700-715       | 0         | 10        | 40        | 13        | 0         | 6         | 26        | 11        | 0         | 0          | 0          | 0          | 106                |
| 715-730       | 0         | 23        | 41        | 15        | 0         | 11        | 42        | 18        | 0         | 0          | 0          | 0          | 150                |
| 730-745       | 0         | 24        | 43        | 26        | 0         | 11        | 48        | 28        | 0         | 0          | 0          | 0          | 180                |
| 745-800       | 0         | 40        | 64        | 17        | 0         | 2         | 80        | 34        | 0         | 0          | 0          | 0          | 237                |
| 800-815       | 0         | 38        | 60        | 19        | 0         | 13        | 92        | 45        | 0         | 0          | 0          | 0          | 267                |
| 815-830       | 0         | 30        | 124       | 20        | 0         | 17        | 106       | 38        | 0         | 0          | 0          | 0          | 335                |
| 830-845       | 0         | 38        | 111       | 20        | 0         | 18        | 110       | 59        | 0         | 0          | 0          | 0          | 356                |
| 845-900       | 0         | 39        | 104       | 17        | 0         | 9         | 118       | 42        | 0         | 0          | 0          | 0          | 329                |
| HOUR TOTALS   |           |           |           |           |           |           |           |           |           |            |            |            |                    |
| TIME          | 1<br>SBRT | 2<br>SBTH | 3<br>SBLT | 4<br>WBRT | 5<br>WBTH | 6<br>WBLT | 7<br>NBRT | 8<br>NBTH | 9<br>NBLT | 10<br>EBRT | 11<br>EBTH | 12<br>EBLT | TOTAL              |
| 700-800       | 0         | 97        | 188       | 71        | 0         | 30        | 196       | 91        | 0         | 0          | 0          | 0          | 673                |
| 715-815       | 0         | 125       | 208       | 77        | 0         | 37        | 262       | 125       | 0         | 0          | 0          | 0          | 834                |
| 730-830       | 0         | 132       | 291       | 82        | 0         | 43        | 326       | 145       | 0         | 0          | 0          | 0          | 1019               |
| 745-845       | 0         | 146       | 359       | 76        | 0         | 50        | 388       | 176       | 0         | 0          | 0          | 0          | 1195               |
| 800-900       | 0         | 145       | 399       | 76        | 0         | 57        | 426       | 184       | 0         | 0          | 0          | 0          | 1287               |



| 15 MIN COUNTS |           |           |           |           |           |           |           |           |           |            |            |            | 4:00 PM TO 6:00 PM |
|---------------|-----------|-----------|-----------|-----------|-----------|-----------|-----------|-----------|-----------|------------|------------|------------|--------------------|
| PERIOD        | 1<br>SBRT | 2<br>SBTH | 3<br>SBLT | 4<br>WBRT | 5<br>WBTH | 6<br>WBLT | 7<br>NBRT | 8<br>NBTH | 9<br>NBLT | 10<br>EBRT | 11<br>EBTH | 12<br>EBLT | TOTAL              |
| 400-415       | 0         | 53        | 28        | 76        | 0         | 93        | 28        | 41        | 0         | 0          | 0          | 0          | 319                |
| 415-430       | 0         | 59        | 23        | 68        | 0         | 89        | 27        | 31        | 0         | 0          | 0          | 0          | 297                |
| 430-445       | 0         | 41        | 30        | 73        | 0         | 83        | 22        | 40        | 0         | 0          | 0          | 0          | 289                |
| 445-500       | 0         | 62        | 22        | 65        | 0         | 80        | 30        | 43        | 0         | 0          | 0          | 0          | 302                |
| 500-515       | 0         | 60        | 32        | 93        | 0         | 123       | 25        | 47        | 0         | 0          | 0          | 0          | 380                |
| 515-530       | 0         | 67        | 22        | 81        | 0         | 128       | 32        | 42        | 0         | 0          | 0          | 0          | 372                |
| 530-545       | 0         | 44        | 26        | 99        | 0         | 148       | 37        | 57        | 0         | 0          | 0          | 0          | 411                |
| 545-600       | 0         | 44        | 24        | 85        | 0         | 115       | 25        | 43        | 0         | 0          | 0          | 0          | 336                |
| HOUR TOTALS   |           |           |           |           |           |           |           |           |           |            |            |            |                    |
| TIME          | 1<br>SBRT | 2<br>SBTH | 3<br>SBLT | 4<br>WBRT | 5<br>WBTH | 6<br>WBLT | 7<br>NBRT | 8<br>NBTH | 9<br>NBLT | 10<br>EBRT | 11<br>EBTH | 12<br>EBLT | TOTAL              |
| 400-500       | 0         | 215       | 103       | 282       | 0         | 345       | 107       | 155       | 0         | 0          | 0          | 0          | 1207               |
| 415-515       | 0         | 222       | 107       | 299       | 0         | 375       | 104       | 161       | 0         | 0          | 0          | 0          | 1268               |
| 430-530       | 0         | 230       | 106       | 312       | 0         | 414       | 109       | 172       | 0         | 0          | 0          | 0          | 1343               |
| 445-545       | 0         | 233       | 102       | 338       | 0         | 479       | 124       | 189       | 0         | 0          | 0          | 0          | 1465               |
| 500-600       | 0         | 215       | 104       | 358       | 0         | 514       | 119       | 189       | 0         | 0          | 0          | 0          | 1499               |



# PEAK HOUR ITM SUMMARY

## #007 CENTURY PARK WEST & OLYMPIC BLVD.

|                |                   |            |                            |          |        |
|----------------|-------------------|------------|----------------------------|----------|--------|
| LOCATION #:    | 007               | QTD PRJ #: | 080258                     | AM PEAK: | 830 AM |
| NORTH / SOUTH: | CENTURY PARK WEST | DATE:      | Thursday, October 23, 2008 | MD PEAK: |        |
| EAST / WEST:   | OLYMPIC BLVD.     | VICINITY:  | LOS ANGELES, CA            | PM PEAK: | 500 PM |



|              |            |          |            |
|--------------|------------|----------|------------|
| LN           | 2          | 0        | 2          |
| AM           | 75         | 0        | 86         |
| MD           | 0          | 0        | 0          |
| PM           | 622        | 0        | 125        |
| <b>TOTAL</b> | <b>697</b> | <b>0</b> | <b>211</b> |

CENTURY PARK WEST

|       |      |
|-------|------|
| TOTAL | 1182 |
| PM    | 193  |
| MD    | 0    |
| AM    | 989  |

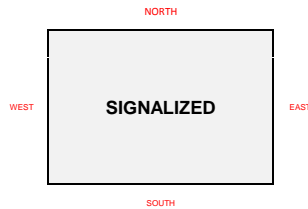
|       |      |    |      |
|-------|------|----|------|
| TOTAL | PM   | MD | AM   |
| 4550  | 2616 | 0  | 1934 |

OLYMPIC BLVD.

|       |      |    |      |    |
|-------|------|----|------|----|
| TOTAL | PM   | MD | AM   | LN |
| 174   | 39   | 0  | 135  | 1  |
| 3853  | 1994 | 0  | 1859 | 3  |
| 0     | 0    | 0  | 0    | 0  |

OLYMPIC BLVD.

|    |      |    |      |       |
|----|------|----|------|-------|
| LN | AM   | MD | PM   | TOTAL |
| 2  | 854  | 0  | 154  | 1008  |
| 3  | 2670 | 0  | 1769 | 4439  |
| 0  | 0    | 0  | 0    | 0     |



|      |    |      |       |
|------|----|------|-------|
| AM   | MD | PM   | TOTAL |
| 2756 | 0  | 1894 | 4650  |

|       |    |    |    |
|-------|----|----|----|
| TOTAL | PM | MD | AM |
| 0     | 0  | 0  | 0  |

CENTURY PARK WEST

|       |   |   |   |
|-------|---|---|---|
| TOTAL | 0 | 0 | 0 |
| PM    | 0 | 0 | 0 |
| MD    | 0 | 0 | 0 |
| AM    | 0 | 0 | 0 |
| LN    | 0 | 0 | 0 |

|          |         |    |          |          |   |    |   |          |         |    |         |
|----------|---------|----|----------|----------|---|----|---|----------|---------|----|---------|
| AM COUNT | 7:00 AM | TO | 10:00 AM | MD COUNT | - | TO | - | PM COUNT | 4:00 PM | TO | 7:00 PM |
|----------|---------|----|----------|----------|---|----|---|----------|---------|----|---------|



**QUALITY TRAFFIC DATA, LLC**

11040 Santa Monica Blvd, Suite 207, Los Angeles, CA 90025

Phone: 310-341-0019 Fax: 310-807-9247 Info@QualityTrafficData.com

# VEHICLE TURNING MOVEMENT COUNT

#007 CENTURY PARK WEST & OLYMPIC BLVD. - AM PEAK

|                |                   |            |                            |
|----------------|-------------------|------------|----------------------------|
| LOCATION #:    | 007               | QTD PRJ #: | 080258                     |
| NORTH / SOUTH: | CENTURY PARK WEST | DATE:      | Thursday, October 23, 2008 |
| EAST / WEST:   | OLYMPIC BLVD.     | VICINITY:  | LOS ANGELES, CA            |

| DIRECTION: | NL | NT | NR | SL | ST | SR | EL  | ET  | ER | WL | WT  | WR | TOTALS: |
|------------|----|----|----|----|----|----|-----|-----|----|----|-----|----|---------|
| LANES:     | 0  | 0  | 0  | 2  | 0  | 2  | 2   | 3   | 0  | 0  | 3   | 1  |         |
| 6:00 AM    |    |    |    |    |    |    |     |     |    |    |     |    |         |
| 6:15 AM    |    |    |    |    |    |    |     |     |    |    |     |    |         |
| 6:30 AM    |    |    |    |    |    |    |     |     |    |    |     |    |         |
| 6:45 AM    |    |    |    |    |    |    |     |     |    |    |     |    |         |
| 7:00 AM    | 0  | 0  | 0  | 0  | 0  | 13 | 43  | 168 | 0  | 0  | 262 | 11 | 497     |
| 7:15 AM    | 0  | 0  | 0  | 2  | 0  | 17 | 56  | 241 | 0  | 0  | 420 | 12 | 748     |
| 7:30 AM    | 0  | 0  | 0  | 7  | 0  | 16 | 93  | 347 | 0  | 0  | 517 | 14 | 994     |
| 7:45 AM    | 0  | 0  | 0  | 13 | 0  | 30 | 139 | 445 | 0  | 0  | 559 | 23 | 1209    |
| 8:00 AM    | 0  | 0  | 0  | 8  | 0  | 25 | 155 | 484 | 0  | 0  | 505 | 29 | 1206    |
| 8:15 AM    | 0  | 0  | 0  | 10 | 0  | 21 | 179 | 626 | 0  | 0  | 445 | 23 | 1304    |
| 8:30 AM    | 0  | 0  | 0  | 42 | 0  | 21 | 181 | 589 | 0  | 0  | 513 | 31 | 1377    |
| 8:45 AM    | 0  | 0  | 0  | 16 | 0  | 20 | 235 | 685 | 0  | 0  | 463 | 42 | 1461    |
| 9:00 AM    | 0  | 0  | 0  | 15 | 0  | 15 | 222 | 722 | 0  | 0  | 452 | 33 | 1459    |
| 9:15 AM    | 0  | 0  | 0  | 13 | 0  | 19 | 216 | 674 | 0  | 0  | 431 | 29 | 1382    |
| 9:30 AM    | 0  | 0  | 0  | 11 | 0  | 16 | 192 | 632 | 0  | 0  | 392 | 25 | 1268    |
| 9:45 AM    | 0  | 0  | 0  | 12 | 0  | 13 | 181 | 595 | 0  | 0  | 385 | 31 | 1217    |
| 10:00 AM   |    |    |    |    |    |    |     |     |    |    |     |    |         |
| 10:15 AM   |    |    |    |    |    |    |     |     |    |    |     |    |         |
| 10:30 AM   |    |    |    |    |    |    |     |     |    |    |     |    |         |

| VOLUME STATS: | NL | NT    | NR | SL    | ST | SR  | EL    | ET   | ER | WL    | WT   | WR  | TOTALS: |
|---------------|----|-------|----|-------|----|-----|-------|------|----|-------|------|-----|---------|
| TOTAL:        | 0  | 0     | 0  | 149   | 0  | 226 | 1892  | 6208 | 0  | 0     | 5344 | 303 | 14122   |
| P.H.V: 1      | 0  | 0     | 0  | 86    | 0  | 75  | 854   | 2670 | 0  | 0     | 1859 | 135 | 5679    |
| P.H.F: 2      |    | 0.000 |    | 0.639 |    |     | 0.933 |      |    | 0.916 |      |     | 0.972   |

(1) Peak Hour Volume (Peak Hour Begins At 8:30 AM)

(2) Peak Hour Factor (directional aggregate)



**QUALITY TRAFFIC DATA, LLC**

11040 Santa Monica Blvd, Suite 207, Los Angeles, CA 90025

Phone: 310-341-0019 Fax: 310-807-9247 Info@QualityTrafficData.com

# VEHICLE TURNING MOVEMENT COUNT

#007 CENTURY PARK WEST & OLYMPIC BLVD. - PM PEAK

|                |                   |            |                            |
|----------------|-------------------|------------|----------------------------|
| LOCATION #:    | 007               | QTD PRJ #: | 080258                     |
| NORTH / SOUTH: | CENTURY PARK WEST | DATE:      | Thursday, October 23, 2008 |
| EAST / WEST:   | OLYMPIC BLVD.     | VICINITY:  | LOS ANGELES, CA            |

| DIRECTION: | NL | NT | NR | SL | ST | SR  | EL | ET  | ER | WL | WT  | WR | TOTALS: |
|------------|----|----|----|----|----|-----|----|-----|----|----|-----|----|---------|
| LANES:     | 0  | 0  | 0  | 2  | 0  | 2   | 2  | 3   | 0  | 0  | 3   | 1  |         |
| 4:00 PM    | 0  | 0  | 0  | 23 | 0  | 101 | 52 | 464 | 0  | 0  | 440 | 14 | 1094    |
| 4:15 PM    | 0  | 0  | 0  | 21 | 0  | 98  | 41 | 468 | 0  | 0  | 432 | 12 | 1072    |
| 4:30 PM    | 0  | 0  | 0  | 23 | 0  | 102 | 32 | 473 | 0  | 0  | 425 | 9  | 1064    |
| 4:45 PM    | 0  | 0  | 0  | 27 | 0  | 113 | 30 | 461 | 0  | 0  | 477 | 10 | 1118    |
| 5:00 PM    | 0  | 0  | 0  | 34 | 0  | 125 | 28 | 450 | 0  | 0  | 530 | 9  | 1176    |
| 5:15 PM    | 0  | 0  | 0  | 32 | 0  | 152 | 36 | 443 | 0  | 0  | 491 | 6  | 1160    |
| 5:30 PM    | 0  | 0  | 0  | 31 | 0  | 179 | 48 | 440 | 0  | 0  | 490 | 10 | 1198    |
| 5:45 PM    | 0  | 0  | 0  | 28 | 0  | 166 | 42 | 436 | 0  | 0  | 483 | 14 | 1169    |
| 6:00 PM    | 0  | 0  | 0  | 25 | 0  | 169 | 41 | 421 | 0  | 0  | 475 | 13 | 1144    |
| 6:15 PM    | 0  | 0  | 0  | 29 | 0  | 158 | 39 | 415 | 0  | 0  | 462 | 12 | 1115    |
| 6:30 PM    | 0  | 0  | 0  | 31 | 0  | 152 | 38 | 406 | 0  | 0  | 444 | 15 | 1086    |
| 6:45 PM    | 0  | 0  | 0  | 22 | 0  | 141 | 35 | 392 | 0  | 0  | 452 | 16 | 1058    |

| VOLUME STATS:       | NL | NT    | NR | SL  | ST    | SR   | EL  | ET    | ER | WL | WT    | WR  | TOTALS: |
|---------------------|----|-------|----|-----|-------|------|-----|-------|----|----|-------|-----|---------|
| TOTAL:              | 0  | 0     | 0  | 326 | 0     | 1656 | 462 | 5269  | 0  | 0  | 5601  | 140 | 13454   |
| P.H.V: <sup>1</sup> | 0  | 0     | 0  | 125 | 0     | 622  | 154 | 1769  | 0  | 0  | 1994  | 39  | 4703    |
| P.H.F: <sup>2</sup> |    | 0.000 |    |     | 0.889 |      |     | 0.985 |    |    | 0.943 |     | 0.981   |

(1) Peak Hour Volume (Peak Hour Begins At 500 PM)

(2) Peak Hour Factor (directional aggregate)



**QUALITY TRAFFIC DATA, LLC**

11040 Santa Monica Blvd, Suite 207, Los Angeles, CA 90025

Phone: 310-341-0019 Fax: 310-807-9247 Info@QualityTrafficData.com

# PEAK HOUR ITM SUMMARY

## #003 BEVERLY GLEN BLVD. & WILSHIRE BLVD.

|                |                    |            |                           |          |        |
|----------------|--------------------|------------|---------------------------|----------|--------|
| LOCATION #:    | 003                | QTD PRJ #: | 080258                    | AM PEAK: | 800 AM |
| NORTH / SOUTH: | BEVERLY GLEN BLVD. | DATE:      | Tuesday, October 21, 2008 | MD PEAK: |        |
| EAST / WEST:   | WILSHIRE BLVD.     | VICINITY:  | LOS ANGELES, CA           | PM PEAK: | 430 PM |



|       |     |      |     |
|-------|-----|------|-----|
| LN    | 0   | 2    | 1   |
| AM    | 76  | 579  | 80  |
| MD    | 0   | 0    | 0   |
| PM    | 44  | 480  | 83  |
| TOTAL | 120 | 1059 | 163 |

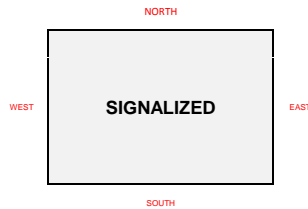
BEVERLY GLEN BLVD.

|       |      |
|-------|------|
| AM    | 592  |
| MD    | 0    |
| PM    | 735  |
| TOTAL | 1327 |

|       |      |    |      |    |   |    |      |
|-------|------|----|------|----|---|----|------|
| TOTAL | 3596 | PM | 1626 | MD | 0 | AM | 1970 |
|-------|------|----|------|----|---|----|------|

WILSHIRE BLVD.

|       |      |    |      |    |   |    |      |    |   |
|-------|------|----|------|----|---|----|------|----|---|
| TOTAL | 88   | PM | 50   | MD | 0 | AM | 38   | LN | 0 |
| TOTAL | 3249 | PM | 1461 | MD | 0 | AM | 1788 | LN | 3 |
| TOTAL | 196  | PM | 100  | MD | 0 | AM | 96   | LN | 1 |



WILSHIRE BLVD.

|    |      |    |      |       |
|----|------|----|------|-------|
| LN | AM   | MD | PM   | TOTAL |
| 1  | 99   | 0  | 107  | 206   |
| 3  | 1788 | 0  | 1716 | 3504  |
| 1  | 376  | 0  | 340  | 716   |

|    |      |    |   |    |      |       |      |
|----|------|----|---|----|------|-------|------|
| AM | 1986 | MD | 0 | PM | 1910 | TOTAL | 3896 |
|----|------|----|---|----|------|-------|------|

|       |      |
|-------|------|
| TOTAL | 1051 |
| PM    | 0    |
| MD    | 920  |
| AM    | 1971 |

BEVERLY GLEN BLVD.

|       |     |      |     |
|-------|-----|------|-----|
| TOTAL | 227 | 1033 | 229 |
| PM    | 121 | 578  | 111 |
| MD    | 0   | 0    | 0   |
| AM    | 106 | 455  | 118 |
| LN    | 1   | 2    | 0   |

|          |         |    |          |          |   |    |   |          |         |    |         |
|----------|---------|----|----------|----------|---|----|---|----------|---------|----|---------|
| AM COUNT | 7:00 AM | TO | 10:00 AM | MD COUNT | - | TO | - | PM COUNT | 4:00 PM | TO | 7:00 PM |
|----------|---------|----|----------|----------|---|----|---|----------|---------|----|---------|



**QUALITY TRAFFIC DATA, LLC**

11040 Santa Monica Blvd, Suite 207, Los Angeles, CA 90025

Phone: 310-341-0019 Fax: 310-807-9247 Info@QualityTrafficData.com



# VEHICLE TURNING MOVEMENT COUNT

#003 BEVERLY GLEN BLVD. & WILSHIRE BLVD. - AM PEAK

|                |                    |            |                           |
|----------------|--------------------|------------|---------------------------|
| LOCATION #:    | 003                | QTD PRJ #: | 080258                    |
| NORTH / SOUTH: | BEVERLY GLEN BLVD. | DATE:      | Tuesday, October 21, 2008 |
| EAST / WEST:   | WILSHIRE BLVD.     | VICINITY:  | LOS ANGELES, CA           |

| DIRECTION: | NL | NT  | NR | SL | ST  | SR | EL | ET  | ER  | WL | WT  | WR | TOTALS: |
|------------|----|-----|----|----|-----|----|----|-----|-----|----|-----|----|---------|
| LANES:     | 1  | 2   | 0  | 1  | 2   | 0  | 1  | 3   | 1   | 1  | 3   | 0  |         |
| 6:00 AM    |    |     |    |    |     |    |    |     |     |    |     |    |         |
| 6:15 AM    |    |     |    |    |     |    |    |     |     |    |     |    |         |
| 6:30 AM    |    |     |    |    |     |    |    |     |     |    |     |    |         |
| 6:45 AM    |    |     |    |    |     |    |    |     |     |    |     |    |         |
| 7:00 AM    | 22 | 80  | 21 | 11 | 107 | 20 | 14 | 320 | 80  | 11 | 471 | 3  | 1160    |
| 7:15 AM    | 24 | 87  | 26 | 12 | 111 | 18 | 16 | 325 | 88  | 16 | 477 | 3  | 1203    |
| 7:30 AM    | 30 | 96  | 25 | 10 | 101 | 24 | 19 | 342 | 74  | 20 | 502 | 4  | 1247    |
| 7:45 AM    | 26 | 108 | 31 | 17 | 122 | 23 | 23 | 398 | 79  | 22 | 482 | 9  | 1340    |
| 8:00 AM    | 20 | 120 | 37 | 24 | 140 | 21 | 28 | 454 | 83  | 23 | 460 | 11 | 1421    |
| 8:15 AM    | 24 | 114 | 32 | 22 | 146 | 18 | 25 | 450 | 94  | 25 | 451 | 9  | 1410    |
| 8:30 AM    | 32 | 109 | 23 | 16 | 150 | 17 | 22 | 446 | 103 | 27 | 442 | 8  | 1395    |
| 8:45 AM    | 30 | 112 | 26 | 18 | 143 | 20 | 24 | 438 | 96  | 21 | 435 | 10 | 1373    |
| 9:00 AM    | 25 | 105 | 25 | 17 | 142 | 15 | 22 | 422 | 92  | 19 | 422 | 9  | 1315    |
| 9:15 AM    | 22 | 102 | 21 | 15 | 135 | 13 | 21 | 405 | 82  | 15 | 402 | 5  | 1238    |
| 9:30 AM    | 26 | 95  | 23 | 13 | 136 | 16 | 19 | 415 | 75  | 13 | 407 | 8  | 1246    |
| 9:45 AM    | 23 | 93  | 21 | 19 | 125 | 17 | 15 | 411 | 71  | 16 | 415 | 7  | 1233    |
| 10:00 AM   |    |     |    |    |     |    |    |     |     |    |     |    |         |
| 10:15 AM   |    |     |    |    |     |    |    |     |     |    |     |    |         |
| 10:30 AM   |    |     |    |    |     |    |    |     |     |    |     |    |         |

| VOLUME STATS: | NL  | NT    | NR  | SL  | ST    | SR  | EL  | ET    | ER   | WL  | WT    | WR | TOTALS: |
|---------------|-----|-------|-----|-----|-------|-----|-----|-------|------|-----|-------|----|---------|
| TOTAL:        | 304 | 1221  | 311 | 194 | 1558  | 222 | 248 | 4826  | 1017 | 228 | 5366  | 86 | 15581   |
| P.H.V: 1      | 106 | 455   | 118 | 80  | 579   | 76  | 99  | 1788  | 376  | 96  | 1788  | 38 | 5599    |
| P.H.F: 2      |     | 0.959 |     |     | 0.988 |     |     | 0.991 |      |     | 0.973 |    | 0.985   |

(1) Peak Hour Volume (Peak Hour Begins At 800 AM)

(2) Peak Hour Factor (directional aggregate)



**QUALITY TRAFFIC DATA, LLC**

11040 Santa Monica Blvd, Suite 207, Los Angeles, CA 90025

Phone: 310-341-0019 Fax: 310-807-9247 Info@QualityTrafficData.com

# VEHICLE TURNING MOVEMENT COUNT

#003 BEVERLY GLEN BLVD. & WILSHIRE BLVD. - PM PEAK

|                |                    |            |                           |
|----------------|--------------------|------------|---------------------------|
| LOCATION #:    | 003                | QTD PRJ #: | 080258                    |
| NORTH / SOUTH: | BEVERLY GLEN BLVD. | DATE:      | Tuesday, October 21, 2008 |
| EAST / WEST:   | WILSHIRE BLVD.     | VICINITY:  | LOS ANGELES, CA           |

| DIRECTION: | NL | NT  | NR | SL | ST  | SR | EL | ET  | ER  | WL | WT  | WR | TOTALS: |
|------------|----|-----|----|----|-----|----|----|-----|-----|----|-----|----|---------|
| LANES:     | 1  | 2   | 0  | 1  | 2   | 0  | 1  | 3   | 1   | 1  | 3   | 0  |         |
| 4:00 PM    | 26 | 125 | 16 | 12 | 98  | 14 | 30 | 368 | 76  | 26 | 324 | 8  | 1123    |
| 4:15 PM    | 23 | 134 | 20 | 18 | 103 | 12 | 28 | 401 | 79  | 23 | 335 | 11 | 1187    |
| 4:30 PM    | 24 | 144 | 25 | 25 | 108 | 9  | 26 | 433 | 81  | 28 | 347 | 15 | 1265    |
| 4:45 PM    | 29 | 149 | 27 | 21 | 115 | 13 | 27 | 431 | 84  | 21 | 371 | 10 | 1298    |
| 5:00 PM    | 33 | 154 | 29 | 17 | 121 | 11 | 29 | 429 | 83  | 23 | 395 | 15 | 1339    |
| 5:15 PM    | 35 | 131 | 30 | 20 | 136 | 11 | 25 | 423 | 92  | 28 | 348 | 10 | 1289    |
| 5:30 PM    | 37 | 109 | 33 | 22 | 149 | 13 | 22 | 432 | 105 | 24 | 300 | 16 | 1262    |
| 5:45 PM    | 31 | 111 | 28 | 21 | 133 | 14 | 20 | 415 | 96  | 21 | 292 | 9  | 1191    |
| 6:00 PM    | 25 | 109 | 25 | 25 | 125 | 13 | 21 | 422 | 95  | 23 | 268 | 13 | 1164    |
| 6:15 PM    | 29 | 108 | 23 | 22 | 132 | 12 | 19 | 413 | 92  | 21 | 252 | 12 | 1135    |
| 6:30 PM    | 23 | 115 | 29 | 21 | 125 | 15 | 15 | 415 | 91  | 23 | 264 | 15 | 1151    |
| 6:45 PM    | 22 | 121 | 21 | 19 | 122 | 13 | 16 | 416 | 82  | 24 | 251 | 11 | 1118    |

| VOLUME STATS:       | NL    | NT    | NR    | SL    | ST    | SR    | EL    | ET    | ER    | WL    | WT    | WR    | TOTALS: |
|---------------------|-------|-------|-------|-------|-------|-------|-------|-------|-------|-------|-------|-------|---------|
| TOTAL:              | 337   | 1510  | 306   | 243   | 1467  | 150   | 278   | 4998  | 1056  | 285   | 3747  | 145   | 14522   |
| P.H.V: <sup>1</sup> | 121   | 578   | 111   | 83    | 480   | 44    | 107   | 1716  | 340   | 100   | 1461  | 50    | 5191    |
| P.H.F: <sup>2</sup> | 0.359 | 0.382 | 0.361 | 0.342 | 0.327 | 0.293 | 0.385 | 0.343 | 0.322 | 0.353 | 0.390 | 0.345 | 0.357   |

(1) Peak Hour Volume (Peak Hour Begins At 4:30 PM)

(2) Peak Hour Factor (directional aggregate)



**QUALITY TRAFFIC DATA, LLC**

11040 Santa Monica Blvd, Suite 207, Los Angeles, CA 90025

Phone: 310-341-0019 Fax: 310-807-9247 Info@QualityTrafficData.com

# PEAK HOUR ITM SUMMARY

## #004 BEVERLY GLEN BLVD. & SANTA MONICA BLVD.

|                |                    |            |                             |          |        |
|----------------|--------------------|------------|-----------------------------|----------|--------|
| LOCATION #:    | 004                | QTD PRJ #: | 080258                      | AM PEAK: | 830 AM |
| NORTH / SOUTH: | BEVERLY GLEN BLVD. | DATE:      | Wednesday, October 22, 2008 | MD PEAK: |        |
| EAST / WEST:   | SANTA MONICA BLVD. | VICINITY:  | LOS ANGELES, CA             | PM PEAK: | 500 PM |



|       |     |      |     |
|-------|-----|------|-----|
| LN    | 1   | 2    | 2   |
| AM    | 100 | 1026 | 532 |
| MD    | 0   | 0    | 0   |
| PM    | 57  | 1042 | 261 |
| TOTAL | 157 | 2068 | 793 |

BEVERLY GLEN BLVD.

|       |      |
|-------|------|
| TOTAL | 1857 |
| PM    | 1041 |
| MD    | 0    |
| AM    | 816  |

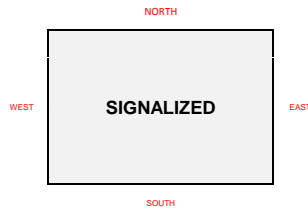
|       |      |    |      |    |   |    |      |
|-------|------|----|------|----|---|----|------|
| TOTAL | 3208 | PM | 1830 | MD | 0 | AM | 1378 |
|-------|------|----|------|----|---|----|------|

SANTA MONICA BLVD.

|       |      |    |      |    |
|-------|------|----|------|----|
| TOTAL | PM   | MD | AM   | LN |
| 484   | 356  | 0  | 128  | 1  |
| 2795  | 1674 | 0  | 1121 | 3  |
| 239   | 140  | 0  | 99   | 2  |

SANTA MONICA BLVD.

|    |      |    |      |       |
|----|------|----|------|-------|
| LN | AM   | MD | PM   | TOTAL |
| 2  | 73   | 0  | 150  | 223   |
| 3  | 1602 | 0  | 1261 | 2863  |
| 1  | 106  | 0  | 133  | 239   |



|      |    |      |       |
|------|----|------|-------|
| AM   | MD | PM   | TOTAL |
| 2336 | 0  | 1604 | 3940  |

|       |      |
|-------|------|
| TOTAL | 1231 |
| PM    | 0    |
| MD    | 1315 |
| AM    | 2546 |

BEVERLY GLEN BLVD.

|       |     |      |     |
|-------|-----|------|-----|
| TOTAL | 256 | 1150 | 284 |
| PM    | 99  | 535  | 82  |
| MD    | 0   | 0    | 0   |
| AM    | 157 | 615  | 202 |
| LN    | 2   | 2    | 1   |

|          |         |    |          |          |   |    |   |          |         |    |         |
|----------|---------|----|----------|----------|---|----|---|----------|---------|----|---------|
| AM COUNT | 7:00 AM | TO | 10:00 AM | MD COUNT | - | TO | - | PM COUNT | 4:00 PM | TO | 7:00 PM |
|----------|---------|----|----------|----------|---|----|---|----------|---------|----|---------|



QUALITY TRAFFIC DATA, LLC

11040 Santa Monica Blvd, Suite 207, Los Angeles, CA 90025

Phone: 310-341-0019 Fax: 310-807-9247 Info@QualityTrafficData.com

# VEHICLE TURNING MOVEMENT COUNT

#004 BEVERLY GLEN BLVD. & SANTA MONICA BLVD. - AM PEAK

|                |                    |            |                             |
|----------------|--------------------|------------|-----------------------------|
| LOCATION #:    | 004                | QTD PRJ #: | 080258                      |
| NORTH / SOUTH: | BEVERLY GLEN BLVD. | DATE:      | Wednesday, October 22, 2008 |
| EAST / WEST:   | SANTA MONICA BLVD. | VICINITY:  | LOS ANGELES, CA             |

| DIRECTION: | NL | NT  | NR | SL  | ST  | SR | EL | ET  | ER | WL | WT  | WR | TOTALS: |
|------------|----|-----|----|-----|-----|----|----|-----|----|----|-----|----|---------|
| LANES:     | 2  | 2   | 1  | 2   | 2   | 1  | 2  | 3   | 1  | 2  | 3   | 1  |         |
| 6:00 AM    |    |     |    |     |     |    |    |     |    |    |     |    |         |
| 6:15 AM    |    |     |    |     |     |    |    |     |    |    |     |    |         |
| 6:30 AM    |    |     |    |     |     |    |    |     |    |    |     |    |         |
| 6:45 AM    |    |     |    |     |     |    |    |     |    |    |     |    |         |
| 7:00 AM    | 12 | 66  | 17 | 68  | 80  | 21 | 22 | 318 | 13 | 22 | 317 | 24 | 980     |
| 7:15 AM    | 28 | 119 | 19 | 85  | 104 | 17 | 20 | 326 | 15 | 27 | 319 | 29 | 1108    |
| 7:30 AM    | 45 | 172 | 15 | 104 | 128 | 19 | 18 | 334 | 17 | 33 | 326 | 34 | 1245    |
| 7:45 AM    | 36 | 156 | 30 | 125 | 182 | 23 | 21 | 368 | 16 | 25 | 305 | 28 | 1315    |
| 8:00 AM    | 27 | 140 | 45 | 147 | 177 | 28 | 25 | 403 | 19 | 19 | 295 | 23 | 1348    |
| 8:15 AM    | 33 | 143 | 49 | 140 | 192 | 24 | 22 | 401 | 21 | 18 | 285 | 25 | 1353    |
| 8:30 AM    | 39 | 148 | 53 | 133 | 208 | 27 | 21 | 405 | 24 | 25 | 292 | 29 | 1404    |
| 8:45 AM    | 44 | 150 | 52 | 128 | 271 | 21 | 19 | 413 | 31 | 22 | 279 | 36 | 1466    |
| 9:00 AM    | 39 | 162 | 49 | 135 | 282 | 28 | 15 | 389 | 25 | 20 | 269 | 31 | 1444    |
| 9:15 AM    | 35 | 155 | 48 | 136 | 265 | 24 | 18 | 395 | 26 | 32 | 281 | 32 | 1447    |
| 9:30 AM    | 32 | 142 | 45 | 125 | 254 | 26 | 19 | 380 | 23 | 31 | 261 | 34 | 1372    |
| 9:45 AM    | 31 | 148 | 39 | 122 | 251 | 24 | 21 | 378 | 22 | 29 | 266 | 31 | 1362    |
| 10:00 AM   |    |     |    |     |     |    |    |     |    |    |     |    |         |
| 10:15 AM   |    |     |    |     |     |    |    |     |    |    |     |    |         |
| 10:30 AM   |    |     |    |     |     |    |    |     |    |    |     |    |         |

| VOLUME STATS:       | NL  | NT    | NR  | SL    | ST   | SR  | EL  | ET    | ER  | WL  | WT    | WR  | TOTALS: |
|---------------------|-----|-------|-----|-------|------|-----|-----|-------|-----|-----|-------|-----|---------|
| TOTAL:              | 401 | 1701  | 461 | 1448  | 2394 | 282 | 241 | 4510  | 252 | 303 | 3495  | 356 | 15844   |
| P.H.V: <sup>1</sup> | 157 | 615   | 202 | 532   | 1026 | 100 | 73  | 1602  | 106 | 99  | 1121  | 128 | 5761    |
| P.H.F: <sup>2</sup> |     | 0.974 |     | 0.931 |      |     |     | 0.962 |     |     | 0.974 |     | 0.982   |

(1) Peak Hour Volume (Peak Hour Begins At 830 AM)

(2) Peak Hour Factor (directional aggregate)



QUALITY TRAFFIC DATA, LLC

11040 Santa Monica Blvd, Suite 207, Los Angeles, CA 90025

Phone: 310-341-0019 Fax: 310-807-9247 Info@QualityTrafficData.com

# VEHICLE TURNING MOVEMENT COUNT

#004 BEVERLY GLEN BLVD. & SANTA MONICA BLVD. - PM PEAK

|                |                    |            |                             |
|----------------|--------------------|------------|-----------------------------|
| LOCATION #:    | 004                | QTD PRJ #: | 080258                      |
| NORTH / SOUTH: | BEVERLY GLEN BLVD. | DATE:      | Wednesday, October 22, 2008 |
| EAST / WEST:   | SANTA MONICA BLVD. | VICINITY:  | LOS ANGELES, CA             |

| DIRECTION: | NL | NT  | NR | SL | ST  | SR | EL | ET  | ER | WL | WT  | WR | TOTALS: |
|------------|----|-----|----|----|-----|----|----|-----|----|----|-----|----|---------|
| LANES:     | 2  | 2   | 1  | 2  | 2   | 1  | 2  | 3   | 1  | 2  | 3   | 1  |         |
| 4:00 PM    | 13 | 133 | 17 | 59 | 207 | 16 | 28 | 324 | 26 | 26 | 355 | 74 | 1278    |
| 4:15 PM    | 15 | 141 | 15 | 62 | 226 | 13 | 32 | 316 | 31 | 28 | 342 | 85 | 1306    |
| 4:30 PM    | 18 | 147 | 15 | 65 | 247 | 14 | 38 | 308 | 37 | 30 | 338 | 94 | 1351    |
| 4:45 PM    | 24 | 141 | 19 | 68 | 241 | 15 | 30 | 315 | 29 | 31 | 384 | 92 | 1389    |
| 5:00 PM    | 30 | 136 | 22 | 72 | 236 | 19 | 24 | 320 | 21 | 34 | 432 | 90 | 1436    |
| 5:15 PM    | 26 | 133 | 18 | 66 | 262 | 15 | 37 | 317 | 32 | 35 | 421 | 88 | 1450    |
| 5:30 PM    | 20 | 132 | 20 | 62 | 289 | 11 | 51 | 319 | 44 | 38 | 409 | 91 | 1486    |
| 5:45 PM    | 23 | 134 | 22 | 61 | 255 | 12 | 38 | 305 | 36 | 33 | 412 | 87 | 1418    |
| 6:00 PM    | 21 | 139 | 25 | 63 | 241 | 13 | 35 | 273 | 32 | 32 | 405 | 82 | 1361    |
| 6:15 PM    | 19 | 125 | 21 | 61 | 231 | 15 | 32 | 289 | 31 | 35 | 410 | 79 | 1348    |
| 6:30 PM    | 15 | 129 | 29 | 72 | 222 | 14 | 31 | 288 | 35 | 32 | 391 | 75 | 1333    |
| 6:45 PM    | 17 | 132 | 23 | 65 | 237 | 16 | 36 | 255 | 36 | 31 | 386 | 78 | 1312    |

| VOLUME STATS:       | NL    | NT    | NR    | SL    | ST    | SR    | EL    | ET    | ER    | WL    | WT    | WR    | TOTALS: |
|---------------------|-------|-------|-------|-------|-------|-------|-------|-------|-------|-------|-------|-------|---------|
| TOTAL:              | 241   | 1622  | 246   | 776   | 2894  | 173   | 412   | 3629  | 390   | 385   | 4685  | 1015  | 16468   |
| P.H.V: <sup>1</sup> | 99    | 535   | 82    | 261   | 1042  | 57    | 150   | 1261  | 133   | 140   | 1674  | 356   | 5790    |
| P.H.F: <sup>2</sup> | 0.411 | 0.952 | 0.333 | 0.336 | 0.939 | 0.324 | 0.364 | 0.932 | 0.341 | 0.378 | 0.976 | 0.350 | 0.974   |

(1) Peak Hour Volume (Peak Hour Begins At 500 PM)

(2) Peak Hour Factor (directional aggregate)



**QUALITY TRAFFIC DATA, LLC**

11040 Santa Monica Blvd, Suite 207, Los Angeles, CA 90025

Phone: 310-341-0019 Fax: 310-807-9247 Info@QualityTrafficData.com

# PEAK HOUR ITM SUMMARY

## #005 BEVERLY GLEN BLVD. & OLYMPIC BLVD.

|                |                    |            |                             |          |        |
|----------------|--------------------|------------|-----------------------------|----------|--------|
| LOCATION #:    | 005                | QTD PRJ #: | 080258                      | AM PEAK: | 845 AM |
| NORTH / SOUTH: | BEVERLY GLEN BLVD. | DATE:      | Wednesday, October 22, 2008 | MD PEAK: |        |
| EAST / WEST:   | OLYMPIC BLVD.      | VICINITY:  | LOS ANGELES, CA             | PM PEAK: | 500 PM |



|       |     |      |     |
|-------|-----|------|-----|
| LN    | 1   | 2    | 1   |
| AM    | 225 | 658  | 334 |
| MD    | 0   | 0    | 0   |
| PM    | 207 | 831  | 255 |
| TOTAL | 432 | 1489 | 589 |

BEVERLY GLEN BLVD.

|       |      |
|-------|------|
| TOTAL | 1630 |
| PM    | 713  |
| MD    | 0    |
| AM    | 917  |

|       |      |    |      |
|-------|------|----|------|
| TOTAL | PM   | MD | AM   |
| 5162  | 2700 | 0  | 2462 |

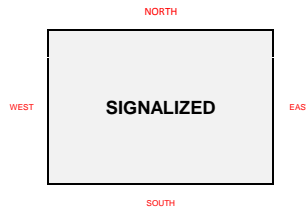
OLYMPIC BLVD.

|       |      |    |      |    |
|-------|------|----|------|----|
| TOTAL | PM   | MD | AM   | LN |
| 241   | 144  | 0  | 97   | 0  |
| 4539  | 2394 | 0  | 2145 | 4  |
| 158   | 149  | 0  | 9    | 1  |

OLYMPIC BLVD.

|      |    |      |       |
|------|----|------|-------|
| AM   | MD | PM   | TOTAL |
| 3219 | 0  | 1968 | 5187  |

|    |      |    |      |       |
|----|------|----|------|-------|
| LN | AM   | MD | PM   | TOTAL |
| 1  | 129  | 0  | 163  | 292   |
| 3  | 2691 | 0  | 1671 | 4362  |
| 0  | 69   | 0  | 84   | 153   |



|       |    |      |      |
|-------|----|------|------|
| TOTAL | PM | MD   | AM   |
| 736   | 0  | 1064 | 1800 |

BEVERLY GLEN BLVD.

|       |     |      |     |
|-------|-----|------|-----|
| TOTAL | 191 | 1097 | 236 |
| PM    | 99  | 406  | 42  |
| MD    | 0   | 0    | 0   |
| AM    | 92  | 691  | 194 |
| LN    | 1   | 2    | 1   |

|          |         |    |          |          |   |    |   |          |         |    |         |
|----------|---------|----|----------|----------|---|----|---|----------|---------|----|---------|
| AM COUNT | 7:00 AM | TO | 10:00 AM | MD COUNT | - | TO | - | PM COUNT | 4:00 PM | TO | 7:00 PM |
|----------|---------|----|----------|----------|---|----|---|----------|---------|----|---------|



QUALITY TRAFFIC DATA, LLC

11040 Santa Monica Blvd, Suite 207, Los Angeles, CA 90025

Phone: 310-341-0019 Fax: 310-807-9247 Info@QualityTrafficData.com

# VEHICLE TURNING MOVEMENT COUNT

#005 BEVERLY GLEN BLVD. & OLYMPIC BLVD. - AM PEAK

|                |                    |            |                             |
|----------------|--------------------|------------|-----------------------------|
| LOCATION #:    | 005                | QTD PRJ #: | 080258                      |
| NORTH / SOUTH: | BEVERLY GLEN BLVD. | DATE:      | Wednesday, October 22, 2008 |
| EAST / WEST:   | OLYMPIC BLVD.      | VICINITY:  | LOS ANGELES, CA             |

| DIRECTION: | NL | NT  | NR | SL | ST  | SR | EL | ET  | ER | WL | WT  | WR | TOTALS: |
|------------|----|-----|----|----|-----|----|----|-----|----|----|-----|----|---------|
| LANES:     | 1  | 2   | 1  | 1  | 2   | 1  | 1  | 3   | 0  | 1  | 4   | 0  |         |
| 6:00 AM    |    |     |    |    |     |    |    |     |    |    |     |    |         |
| 6:15 AM    |    |     |    |    |     |    |    |     |    |    |     |    |         |
| 6:30 AM    |    |     |    |    |     |    |    |     |    |    |     |    |         |
| 6:45 AM    |    |     |    |    |     |    |    |     |    |    |     |    |         |
| 7:00 AM    | 16 | 56  | 15 | 17 | 65  | 33 | 20 | 175 | 8  | 10 | 263 | 10 | 688     |
| 7:15 AM    | 23 | 88  | 24 | 26 | 67  | 38 | 28 | 252 | 10 | 6  | 407 | 18 | 987     |
| 7:30 AM    | 34 | 165 | 18 | 40 | 82  | 41 | 27 | 354 | 17 | 6  | 513 | 35 | 1332    |
| 7:45 AM    | 59 | 191 | 23 | 60 | 122 | 62 | 36 | 410 | 22 | 3  | 536 | 45 | 1569    |
| 8:00 AM    | 27 | 131 | 22 | 68 | 122 | 34 | 30 | 504 | 24 | 5  | 444 | 29 | 1440    |
| 8:15 AM    | 20 | 109 | 32 | 79 | 112 | 46 | 54 | 617 | 28 | 2  | 427 | 27 | 1553    |
| 8:30 AM    | 20 | 182 | 45 | 72 | 131 | 36 | 41 | 650 | 29 | 3  | 397 | 28 | 1634    |
| 8:45 AM    | 24 | 183 | 54 | 98 | 156 | 57 | 31 | 665 | 19 | 3  | 506 | 29 | 1825    |
| 9:00 AM    | 25 | 179 | 55 | 82 | 172 | 62 | 29 | 670 | 15 | 2  | 541 | 24 | 1856    |
| 9:15 AM    | 22 | 165 | 44 | 79 | 169 | 55 | 35 | 682 | 18 | 1  | 566 | 23 | 1859    |
| 9:30 AM    | 21 | 164 | 41 | 75 | 161 | 51 | 34 | 674 | 17 | 3  | 532 | 21 | 1794    |
| 9:45 AM    | 23 | 132 | 45 | 64 | 152 | 43 | 33 | 651 | 13 | 5  | 519 | 16 | 1696    |
| 10:00 AM   |    |     |    |    |     |    |    |     |    |    |     |    |         |
| 10:15 AM   |    |     |    |    |     |    |    |     |    |    |     |    |         |
| 10:30 AM   |    |     |    |    |     |    |    |     |    |    |     |    |         |

| VOLUME STATS:       | NL  | NT    | NR  | SL  | ST    | SR  | EL  | ET    | ER  | WL | WT    | WR  | TOTALS: |
|---------------------|-----|-------|-----|-----|-------|-----|-----|-------|-----|----|-------|-----|---------|
| TOTAL:              | 314 | 1745  | 418 | 760 | 1511  | 558 | 398 | 6304  | 220 | 49 | 5651  | 305 | 18233   |
| P.H.V: <sup>1</sup> | 92  | 691   | 194 | 334 | 658   | 225 | 129 | 2691  | 69  | 9  | 2145  | 97  | 7334    |
| P.H.F: <sup>2</sup> |     | 0.936 |     |     | 0.963 |     |     | 0.983 |     |    | 0.954 |     | 0.986   |

(1) Peak Hour Volume (Peak Hour Begins At 845 AM)

(2) Peak Hour Factor (directional aggregate)



QUALITY TRAFFIC DATA, LLC

11040 Santa Monica Blvd, Suite 207, Los Angeles, CA 90025

Phone: 310-341-0019 Fax: 310-807-9247 Info@QualityTrafficData.com

# VEHICLE TURNING MOVEMENT COUNT

#005 BEVERLY GLEN BLVD. & OLYMPIC BLVD. - PM PEAK

|                |                    |            |                             |
|----------------|--------------------|------------|-----------------------------|
| LOCATION #:    | 005                | QTD PRJ #: | 080258                      |
| NORTH / SOUTH: | BEVERLY GLEN BLVD. | DATE:      | Wednesday, October 22, 2008 |
| EAST / WEST:   | OLYMPIC BLVD.      | VICINITY:  | LOS ANGELES, CA             |

| DIRECTION: | NL | NT  | NR | SL | ST  | SR | EL | ET  | ER | WL | WT  | WR | TOTALS: |
|------------|----|-----|----|----|-----|----|----|-----|----|----|-----|----|---------|
| LANES:     | 1  | 2   | 1  | 1  | 2   | 1  | 1  | 3   | 0  | 1  | 4   | 0  |         |
| 4:00 PM    | 26 | 92  | 31 | 66 | 158 | 45 | 40 | 413 | 20 | 28 | 494 | 33 | 1446    |
| 4:15 PM    | 18 | 92  | 10 | 52 | 158 | 51 | 47 | 421 | 20 | 28 | 517 | 43 | 1457    |
| 4:30 PM    | 14 | 102 | 11 | 91 | 203 | 32 | 58 | 403 | 19 | 24 | 488 | 21 | 1466    |
| 4:45 PM    | 15 | 96  | 18 | 51 | 209 | 44 | 38 | 430 | 23 | 45 | 562 | 28 | 1559    |
| 5:00 PM    | 27 | 116 | 14 | 67 | 190 | 38 | 41 | 397 | 22 | 33 | 583 | 33 | 1561    |
| 5:15 PM    | 24 | 95  | 4  | 62 | 207 | 44 | 46 | 425 | 21 | 36 | 597 | 41 | 1602    |
| 5:30 PM    | 17 | 98  | 11 | 65 | 243 | 77 | 39 | 415 | 13 | 39 | 617 | 29 | 1663    |
| 5:45 PM    | 31 | 97  | 13 | 61 | 191 | 48 | 37 | 434 | 28 | 41 | 597 | 41 | 1619    |
| 6:00 PM    | 35 | 85  | 12 | 51 | 182 | 52 | 36 | 425 | 25 | 33 | 582 | 35 | 1553    |
| 6:15 PM    | 32 | 82  | 15 | 52 | 195 | 31 | 35 | 444 | 26 | 35 | 565 | 37 | 1549    |
| 6:30 PM    | 29 | 74  | 11 | 49 | 172 | 39 | 32 | 426 | 23 | 31 | 544 | 29 | 1459    |
| 6:45 PM    | 25 | 76  | 13 | 48 | 164 | 35 | 33 | 419 | 22 | 32 | 536 | 28 | 1431    |

| VOLUME STATS:       | NL  | NT    | NR  | SL  | ST    | SR  | EL  | ET    | ER  | WL  | WT    | WR  | TOTALS: |
|---------------------|-----|-------|-----|-----|-------|-----|-----|-------|-----|-----|-------|-----|---------|
| TOTAL:              | 293 | 1105  | 163 | 715 | 2272  | 536 | 482 | 5052  | 262 | 405 | 6682  | 398 | 18365   |
| P.H.V: <sup>1</sup> | 99  | 406   | 42  | 255 | 831   | 207 | 163 | 1671  | 84  | 149 | 2394  | 144 | 6445    |
| P.H.F: <sup>2</sup> |     | 0.871 |     |     | 0.840 |     |     | 0.961 |     |     | 0.981 |     | 0.969   |

(1) Peak Hour Volume (Peak Hour Begins At 500 PM)

(2) Peak Hour Factor (directional aggregate)



**QUALITY TRAFFIC DATA, LLC**

11040 Santa Monica Blvd, Suite 207, Los Angeles, CA 90025

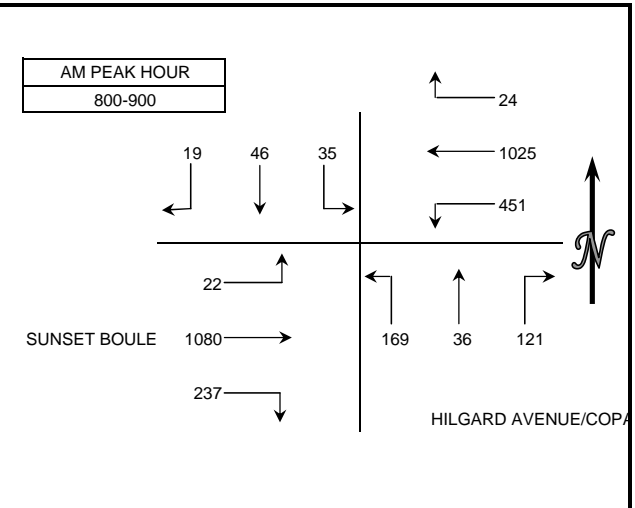
Phone: 310-341-0019 Fax: 310-807-9247 Info@QualityTrafficData.com



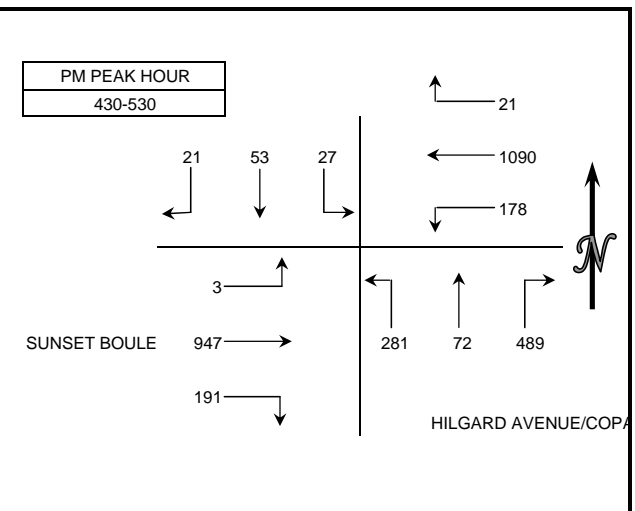
## INTERSECTION TURNING MOVEMENT COUNT SUMMARY

CLIENT: FEHR AND PEERS  
 PROJECT: WESTSIDE EXTENSION TRANSIT CORRIDOR COUNT PROGRAM  
 DATE: THURSDAY MAY 21, 2009  
 PERIODS: 7:00 AM TO 9:00 AM AND 4:00 PM TO 6:00 PM  
 INTERSECTION: N/S HILGARD AVENUE/COPA DE ORO ROAD  
 E/W SUNSET BOULEVARD  
 CITY: WEST LOS ANGELES

| 15 MIN COUNTS |           |           |           |           |           |           |           |           |           |            |            |            |       | 7:00 AM TO 9:00 AM |  |  |  |  |  |  |  |  |  |  |  |  |  |
|---------------|-----------|-----------|-----------|-----------|-----------|-----------|-----------|-----------|-----------|------------|------------|------------|-------|--------------------|--|--|--|--|--|--|--|--|--|--|--|--|--|
| PERIOD        | 1<br>SBRT | 2<br>SBTH | 3<br>SBLT | 4<br>WBRT | 5<br>WBTH | 6<br>WBLT | 7<br>NBRT | 8<br>NBTH | 9<br>NBLT | 10<br>EBRT | 11<br>EBTH | 12<br>EBLT | TOTAL |                    |  |  |  |  |  |  |  |  |  |  |  |  |  |
| 700-715       | 3         | 8         | 7         | 4         | 177       | 115       | 13        | 7         | 21        | 15         | 118        | 2          | 490   |                    |  |  |  |  |  |  |  |  |  |  |  |  |  |
| 715-730       | 1         | 3         | 2         | 1         | 260       | 114       | 21        | 9         | 24        | 36         | 149        | 9          | 629   |                    |  |  |  |  |  |  |  |  |  |  |  |  |  |
| 730-745       | 2         | 10        | 0         | 3         | 307       | 127       | 23        | 6         | 55        | 36         | 193        | 10         | 772   |                    |  |  |  |  |  |  |  |  |  |  |  |  |  |
| 745-800       | 4         | 7         | 1         | 2         | 258       | 106       | 27        | 5         | 36        | 66         | 173        | 4          | 689   |                    |  |  |  |  |  |  |  |  |  |  |  |  |  |
| 800-815       | 2         | 15        | 9         | 10        | 286       | 123       | 34        | 8         | 43        | 75         | 292        | 6          | 903   |                    |  |  |  |  |  |  |  |  |  |  |  |  |  |
| 815-830       | 2         | 9         | 6         | 7         | 239       | 108       | 36        | 10        | 53        | 59         | 276        | 7          | 812   |                    |  |  |  |  |  |  |  |  |  |  |  |  |  |
| 830-845       | 5         | 11        | 11        | 6         | 238       | 102       | 32        | 10        | 43        | 44         | 254        | 4          | 760   |                    |  |  |  |  |  |  |  |  |  |  |  |  |  |
| 845-900       | 10        | 11        | 9         | 1         | 262       | 118       | 19        | 8         | 30        | 59         | 258        | 5          | 790   |                    |  |  |  |  |  |  |  |  |  |  |  |  |  |
| HOUR TOTALS   |           |           |           |           |           |           |           |           |           |            |            |            |       |                    |  |  |  |  |  |  |  |  |  |  |  |  |  |
| TIME          | 1<br>SBRT | 2<br>SBTH | 3<br>SBLT | 4<br>WBRT | 5<br>WBTH | 6<br>WBLT | 7<br>NBRT | 8<br>NBTH | 9<br>NBLT | 10<br>EBRT | 11<br>EBTH | 12<br>EBLT | TOTAL |                    |  |  |  |  |  |  |  |  |  |  |  |  |  |
| 700-800       | 10        | 28        | 10        | 10        | 1002      | 462       | 84        | 27        | 136       | 153        | 633        | 25         | 2580  |                    |  |  |  |  |  |  |  |  |  |  |  |  |  |
| 715-815       | 9         | 35        | 12        | 16        | 1111      | 470       | 105       | 28        | 158       | 213        | 807        | 29         | 2993  |                    |  |  |  |  |  |  |  |  |  |  |  |  |  |
| 730-830       | 10        | 41        | 16        | 22        | 1090      | 464       | 120       | 29        | 187       | 236        | 934        | 27         | 3176  |                    |  |  |  |  |  |  |  |  |  |  |  |  |  |
| 745-845       | 13        | 42        | 27        | 25        | 1021      | 439       | 129       | 33        | 175       | 244        | 995        | 21         | 3164  |                    |  |  |  |  |  |  |  |  |  |  |  |  |  |
| 800-900       | 19        | 46        | 35        | 24        | 1025      | 451       | 121       | 36        | 169       | 237        | 1080       | 22         | 3265  |                    |  |  |  |  |  |  |  |  |  |  |  |  |  |



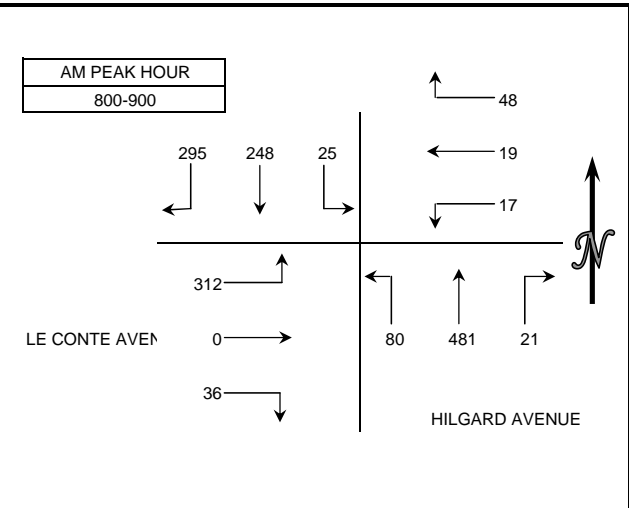
| 15 MIN COUNTS |           |           |           |           |           |           |           |           |           |            |            |            |       | 4:00 PM TO 6:00 PM |  |  |  |  |  |  |  |  |  |  |  |  |  |
|---------------|-----------|-----------|-----------|-----------|-----------|-----------|-----------|-----------|-----------|------------|------------|------------|-------|--------------------|--|--|--|--|--|--|--|--|--|--|--|--|--|
| PERIOD        | 1<br>SBRT | 2<br>SBTH | 3<br>SBLT | 4<br>WBRT | 5<br>WBTH | 6<br>WBLT | 7<br>NBRT | 8<br>NBTH | 9<br>NBLT | 10<br>EBRT | 11<br>EBTH | 12<br>EBLT | TOTAL |                    |  |  |  |  |  |  |  |  |  |  |  |  |  |
| 400-415       | 5         | 19        | 11        | 2         | 251       | 67        | 96        | 22        | 56        | 44         | 237        | 3          | 813   |                    |  |  |  |  |  |  |  |  |  |  |  |  |  |
| 415-430       | 6         | 13        | 8         | 5         | 274       | 36        | 99        | 18        | 45        | 36         | 252        | 3          | 795   |                    |  |  |  |  |  |  |  |  |  |  |  |  |  |
| 430-445       | 5         | 18        | 8         | 8         | 253       | 47        | 120       | 18        | 62        | 49         | 217        | 1          | 806   |                    |  |  |  |  |  |  |  |  |  |  |  |  |  |
| 445-500       | 9         | 12        | 7         | 5         | 295       | 47        | 106       | 15        | 65        | 50         | 245        | 0          | 856   |                    |  |  |  |  |  |  |  |  |  |  |  |  |  |
| 500-515       | 4         | 13        | 7         | 3         | 269       | 40        | 133       | 24        | 82        | 42         | 219        | 1          | 837   |                    |  |  |  |  |  |  |  |  |  |  |  |  |  |
| 515-530       | 3         | 10        | 5         | 5         | 273       | 44        | 130       | 15        | 72        | 50         | 266        | 1          | 874   |                    |  |  |  |  |  |  |  |  |  |  |  |  |  |
| 530-545       | 5         | 11        | 2         | 2         | 261       | 54        | 114       | 10        | 62        | 62         | 200        | 3          | 786   |                    |  |  |  |  |  |  |  |  |  |  |  |  |  |
| 545-600       | 2         | 13        | 2         | 5         | 255       | 55        | 99        | 10        | 53        | 50         | 239        | 3          | 786   |                    |  |  |  |  |  |  |  |  |  |  |  |  |  |
| HOUR TOTALS   |           |           |           |           |           |           |           |           |           |            |            |            |       |                    |  |  |  |  |  |  |  |  |  |  |  |  |  |
| TIME          | 1<br>SBRT | 2<br>SBTH | 3<br>SBLT | 4<br>WBRT | 5<br>WBTH | 6<br>WBLT | 7<br>NBRT | 8<br>NBTH | 9<br>NBLT | 10<br>EBRT | 11<br>EBTH | 12<br>EBLT | TOTAL |                    |  |  |  |  |  |  |  |  |  |  |  |  |  |
| 400-500       | 25        | 62        | 34        | 20        | 1073      | 197       | 421       | 73        | 228       | 179        | 951        | 7          | 3270  |                    |  |  |  |  |  |  |  |  |  |  |  |  |  |
| 415-515       | 24        | 56        | 30        | 21        | 1091      | 170       | 458       | 75        | 254       | 177        | 933        | 5          | 3294  |                    |  |  |  |  |  |  |  |  |  |  |  |  |  |
| 430-530       | 21        | 53        | 27        | 21        | 1090      | 178       | 489       | 72        | 281       | 191        | 947        | 3          | 3373  |                    |  |  |  |  |  |  |  |  |  |  |  |  |  |
| 445-545       | 21        | 46        | 21        | 15        | 1098      | 185       | 483       | 64        | 281       | 204        | 930        | 5          | 3353  |                    |  |  |  |  |  |  |  |  |  |  |  |  |  |
| 500-600       | 14        | 47        | 16        | 15        | 1058      | 193       | 476       | 59        | 269       | 204        | 924        | 8          | 3283  |                    |  |  |  |  |  |  |  |  |  |  |  |  |  |



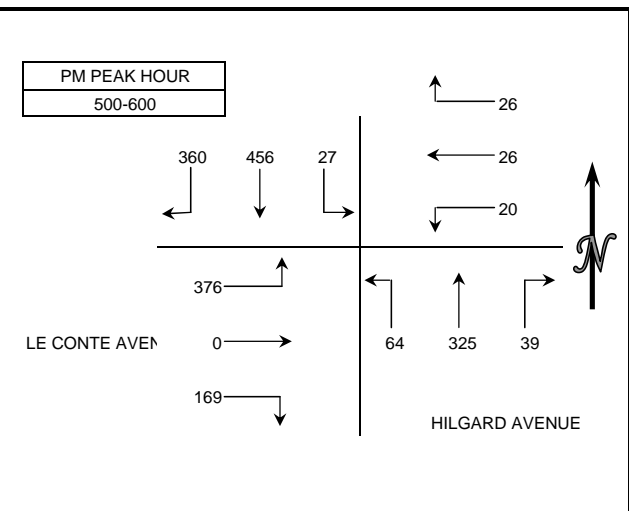
## INTERSECTION TURNING MOVEMENT COUNT SUMMARY

CLIENT: FEHR AND PEERS  
 PROJECT: WESTSIDE EXTENSION TRANSIT CORRIDOR COUNT PROGRAM  
 DATE: WEDNESDAY MAY 6, 2009  
 PERIODS: 7:00 AM TO 9:00 AM AND 4:00 PM TO 6:00 PM  
 INTERSECTION: N/S HILGARD AVENUE  
 E/W LE CONTE AVENUE  
 CITY: LOS ANGELES

| 15 MIN COUNTS |           |           |           |           |           |           |           |           |           |            |            |            |       | 7:00 AM TO 9:00 AM |  |  |  |  |  |  |  |  |  |  |  |  |  |
|---------------|-----------|-----------|-----------|-----------|-----------|-----------|-----------|-----------|-----------|------------|------------|------------|-------|--------------------|--|--|--|--|--|--|--|--|--|--|--|--|--|
| PERIOD        | 1<br>SBRT | 2<br>SBTH | 3<br>SBLT | 4<br>WBRT | 5<br>WBTH | 6<br>WBLT | 7<br>NBRT | 8<br>NBTH | 9<br>NBLT | 10<br>EBRT | 11<br>EBTH | 12<br>EBLT | TOTAL |                    |  |  |  |  |  |  |  |  |  |  |  |  |  |
| 700-715       | 42        | 36        | 1         | 5         | 4         | 1         | 2         | 88        | 10        | 11         | 0          | 58         | 258   |                    |  |  |  |  |  |  |  |  |  |  |  |  |  |
| 715-730       | 55        | 39        | 0         | 8         | 2         | 1         | 3         | 91        | 14        | 6          | 0          | 60         | 279   |                    |  |  |  |  |  |  |  |  |  |  |  |  |  |
| 730-745       | 63        | 48        | 1         | 13        | 3         | 2         | 4         | 107       | 15        | 6          | 0          | 70         | 332   |                    |  |  |  |  |  |  |  |  |  |  |  |  |  |
| 745-800       | 74        | 39        | 2         | 11        | 1         | 5         | 2         | 109       | 21        | 10         | 0          | 68         | 342   |                    |  |  |  |  |  |  |  |  |  |  |  |  |  |
| 800-815       | 83        | 53        | 7         | 13        | 5         | 2         | 5         | 122       | 23        | 7          | 0          | 82         | 402   |                    |  |  |  |  |  |  |  |  |  |  |  |  |  |
| 815-830       | 73        | 65        | 2         | 14        | 7         | 6         | 5         | 126       | 22        | 11         | 0          | 72         | 403   |                    |  |  |  |  |  |  |  |  |  |  |  |  |  |
| 830-845       | 62        | 70        | 8         | 10        | 2         | 5         | 8         | 113       | 19        | 8          | 0          | 81         | 386   |                    |  |  |  |  |  |  |  |  |  |  |  |  |  |
| 845-900       | 77        | 60        | 8         | 11        | 5         | 4         | 3         | 120       | 16        | 10         | 0          | 77         | 391   |                    |  |  |  |  |  |  |  |  |  |  |  |  |  |
| HOUR TOTALS   |           |           |           |           |           |           |           |           |           |            |            |            |       |                    |  |  |  |  |  |  |  |  |  |  |  |  |  |
| TIME          | 1<br>SBRT | 2<br>SBTH | 3<br>SBLT | 4<br>WBRT | 5<br>WBTH | 6<br>WBLT | 7<br>NBRT | 8<br>NBTH | 9<br>NBLT | 10<br>EBRT | 11<br>EBTH | 12<br>EBLT | TOTAL |                    |  |  |  |  |  |  |  |  |  |  |  |  |  |
| 700-800       | 234       | 162       | 4         | 37        | 10        | 9         | 11        | 395       | 60        | 33         | 0          | 256        | 1211  |                    |  |  |  |  |  |  |  |  |  |  |  |  |  |
| 715-815       | 275       | 179       | 10        | 45        | 11        | 10        | 14        | 429       | 73        | 29         | 0          | 280        | 1355  |                    |  |  |  |  |  |  |  |  |  |  |  |  |  |
| 730-830       | 293       | 205       | 12        | 51        | 16        | 15        | 16        | 464       | 81        | 34         | 0          | 292        | 1479  |                    |  |  |  |  |  |  |  |  |  |  |  |  |  |
| 745-845       | 292       | 227       | 19        | 48        | 15        | 18        | 20        | 470       | 85        | 36         | 0          | 303        | 1533  |                    |  |  |  |  |  |  |  |  |  |  |  |  |  |
| 800-900       | 295       | 248       | 25        | 48        | 19        | 17        | 21        | 481       | 80        | 36         | 0          | 312        | 1582  |                    |  |  |  |  |  |  |  |  |  |  |  |  |  |



| 15 MIN COUNTS |           |           |           |           |           |           |           |           |           |            |            |            |       | 4:00 PM TO 6:00 PM |  |  |  |  |  |  |  |  |  |  |  |  |  |
|---------------|-----------|-----------|-----------|-----------|-----------|-----------|-----------|-----------|-----------|------------|------------|------------|-------|--------------------|--|--|--|--|--|--|--|--|--|--|--|--|--|
| PERIOD        | 1<br>SBRT | 2<br>SBTH | 3<br>SBLT | 4<br>WBRT | 5<br>WBTH | 6<br>WBLT | 7<br>NBRT | 8<br>NBTH | 9<br>NBLT | 10<br>EBRT | 11<br>EBTH | 12<br>EBLT | TOTAL |                    |  |  |  |  |  |  |  |  |  |  |  |  |  |
| 400-415       | 82        | 79        | 9         | 2         | 2         | 5         | 5         | 84        | 21        | 33         | 0          | 72         | 394   |                    |  |  |  |  |  |  |  |  |  |  |  |  |  |
| 415-430       | 75        | 86        | 3         | 2         | 2         | 3         | 6         | 70        | 17        | 35         | 0          | 62         | 361   |                    |  |  |  |  |  |  |  |  |  |  |  |  |  |
| 430-445       | 89        | 93        | 5         | 3         | 3         | 1         | 7         | 77        | 17        | 39         | 0          | 86         | 420   |                    |  |  |  |  |  |  |  |  |  |  |  |  |  |
| 445-500       | 81        | 98        | 6         | 0         | 0         | 1         | 10        | 84        | 15        | 46         | 0          | 74         | 415   |                    |  |  |  |  |  |  |  |  |  |  |  |  |  |
| 500-515       | 91        | 105       | 9         | 7         | 2         | 0         | 9         | 89        | 15        | 47         | 0          | 97         | 471   |                    |  |  |  |  |  |  |  |  |  |  |  |  |  |
| 515-530       | 85        | 114       | 8         | 9         | 9         | 4         | 9         | 73        | 18        | 41         | 0          | 93         | 463   |                    |  |  |  |  |  |  |  |  |  |  |  |  |  |
| 530-545       | 97        | 121       | 6         | 6         | 11        | 8         | 13        | 81        | 15        | 46         | 0          | 89         | 493   |                    |  |  |  |  |  |  |  |  |  |  |  |  |  |
| 545-600       | 87        | 116       | 4         | 4         | 4         | 8         | 8         | 82        | 16        | 35         | 0          | 97         | 461   |                    |  |  |  |  |  |  |  |  |  |  |  |  |  |
| HOUR TOTALS   |           |           |           |           |           |           |           |           |           |            |            |            |       |                    |  |  |  |  |  |  |  |  |  |  |  |  |  |
| TIME          | 1<br>SBRT | 2<br>SBTH | 3<br>SBLT | 4<br>WBRT | 5<br>WBTH | 6<br>WBLT | 7<br>NBRT | 8<br>NBTH | 9<br>NBLT | 10<br>EBRT | 11<br>EBTH | 12<br>EBLT | TOTAL |                    |  |  |  |  |  |  |  |  |  |  |  |  |  |
| 400-500       | 327       | 356       | 23        | 7         | 7         | 10        | 28        | 315       | 70        | 153        | 0          | 294        | 1590  |                    |  |  |  |  |  |  |  |  |  |  |  |  |  |
| 415-515       | 336       | 382       | 23        | 12        | 7         | 5         | 32        | 320       | 64        | 167        | 0          | 319        | 1667  |                    |  |  |  |  |  |  |  |  |  |  |  |  |  |
| 430-530       | 346       | 410       | 28        | 19        | 14        | 6         | 35        | 323       | 65        | 173        | 0          | 350        | 1769  |                    |  |  |  |  |  |  |  |  |  |  |  |  |  |
| 445-545       | 354       | 438       | 29        | 22        | 22        | 13        | 41        | 327       | 63        | 180        | 0          | 353        | 1842  |                    |  |  |  |  |  |  |  |  |  |  |  |  |  |
| 500-600       | 360       | 456       | 27        | 26        | 26        | 20        | 39        | 325       | 64        | 169        | 0          | 376        | 1888  |                    |  |  |  |  |  |  |  |  |  |  |  |  |  |



5-LEG INTERSECTION TURNING MOVEMENT COUNT SUMMARY

CLIENT: FEHR AND PEERS  
 PROJECT: WESTSIDE EXTENSION TRANSIT CORRIDOR COUNT PROGRAM  
 DATE: WEDNESDAY MAY 6, 2009  
 PERIOD: 7:00 A.M. TO 9:00 A.M.  
 INTERSECTION: N/S GLENDON AVENUE / TIVERTON AVENUE  
 E/W LINDBROOK DRIVE  
 WEST LOS ANGELES

| 15 MIN COUNTS |                   |    |    |   |                    |   |   |   |                    |    |     |     |                   |     |     |    |                    |     |    |    |        |
|---------------|-------------------|----|----|---|--------------------|---|---|---|--------------------|----|-----|-----|-------------------|-----|-----|----|--------------------|-----|----|----|--------|
|               | SB GLENDON AVENUE |    |    |   | SB TIVERTON AVENUE |   |   |   | WB LINDBROOK DRIVE |    |     |     | NB GLENDON AVENUE |     |     |    | EB LINDBROOK DRIVE |     |    |    |        |
| PERIOD        | A                 | B  | C  | D | E                  | F | G | H | I                  | J  | K   | L   | M                 | N   | O   | P  | Q                  | R   | S  | T  | TOTALS |
| 700-715       | 3                 | 11 | 6  | 1 | 0                  | 0 | 0 | 0 | 2                  | 3  | 19  | 14  | 27                | 18  | 49  | 12 | 4                  | 32  | 11 | 2  | 214    |
| 715-730       | 4                 | 14 | 4  | 1 | 0                  | 0 | 0 | 0 | 2                  | 6  | 25  | 23  | 40                | 22  | 50  | 13 | 2                  | 38  | 12 | 2  | 258    |
| 730-745       | 2                 | 11 | 6  | 1 | 0                  | 0 | 0 | 0 | 2                  | 4  | 35  | 21  | 54                | 36  | 42  | 10 | 4                  | 41  | 9  | 3  | 281    |
| 745-800       | 5                 | 17 | 7  | 4 | 0                  | 0 | 0 | 0 | 1                  | 2  | 35  | 27  | 62                | 34  | 55  | 16 | 4                  | 62  | 12 | 4  | 347    |
| 800-815       | 6                 | 22 | 7  | 2 | 0                  | 0 | 0 | 0 | 5                  | 5  | 35  | 28  | 72                | 42  | 62  | 14 | 7                  | 58  | 8  | 2  | 375    |
| 815-830       | 4                 | 20 | 8  | 2 | 0                  | 0 | 0 | 0 | 4                  | 9  | 36  | 30  | 83                | 36  | 73  | 14 | 4                  | 50  | 11 | 6  | 390    |
| 830-845       | 6                 | 26 | 6  | 0 | 0                  | 0 | 0 | 0 | 4                  | 7  | 45  | 35  | 76                | 47  | 66  | 13 | 6                  | 49  | 9  | 2  | 397    |
| 845-900       | 7                 | 28 | 1  | 0 | 0                  | 0 | 0 | 0 | 3                  | 7  | 32  | 41  | 77                | 35  | 72  | 19 | 3                  | 33  | 8  | 9  | 375    |
| HOUR TOTALS   |                   |    |    |   |                    |   |   |   |                    |    |     |     |                   |     |     |    |                    |     |    |    |        |
|               | SB GLENDON AVENUE |    |    |   | SB TIVERTON AVENUE |   |   |   | WB LINDBROOK DRIVE |    |     |     | NB GLENDON AVENUE |     |     |    | EB LINDBROOK DRIVE |     |    |    |        |
| PERIOD        | A                 | B  | C  | D | E                  | F | G | H | I                  | J  | K   | L   | M                 | N   | O   | P  | Q                  | R   | S  | T  | TOTALS |
| 700-800       | 14                | 53 | 23 | 7 | 0                  | 0 | 0 | 0 | 7                  | 15 | 114 | 85  | 183               | 110 | 196 | 51 | 14                 | 173 | 44 | 11 | 1100   |
| 715-815       | 17                | 64 | 24 | 8 | 0                  | 0 | 0 | 0 | 10                 | 17 | 130 | 99  | 228               | 134 | 209 | 53 | 17                 | 199 | 41 | 11 | 1261   |
| 730-830       | 17                | 70 | 28 | 9 | 0                  | 0 | 0 | 0 | 12                 | 20 | 141 | 106 | 271               | 148 | 232 | 54 | 19                 | 211 | 40 | 15 | 1393   |
| 745-845       | 21                | 85 | 28 | 8 | 0                  | 0 | 0 | 0 | 14                 | 23 | 151 | 120 | 293               | 159 | 256 | 57 | 21                 | 219 | 40 | 14 | 1509   |
| 800-900       | 23                | 96 | 22 | 4 | 0                  | 0 | 0 | 0 | 16                 | 28 | 148 | 134 | 308               | 160 | 273 | 60 | 20                 | 190 | 36 | 19 | 1537   |

5-LEG INTERSECTION TURNING MOVEMENT COUNT SUMMARY

CLIENT: FEHR AND PEERS  
 PROJECT: WESTSIDE EXTENSION TRANSIT CORRIDOR COUNT PROGRAM  
 DATE: WEDNESDAY MAY 6, 2009  
 PERIOD: 4:00 PM TO 6:00 PM  
 INTERSECTION: N/S GLENDON AVENUE / TIVERTON AVENUE  
 E/W LINDBROOK DRIVE  
 WEST LOS ANGELES

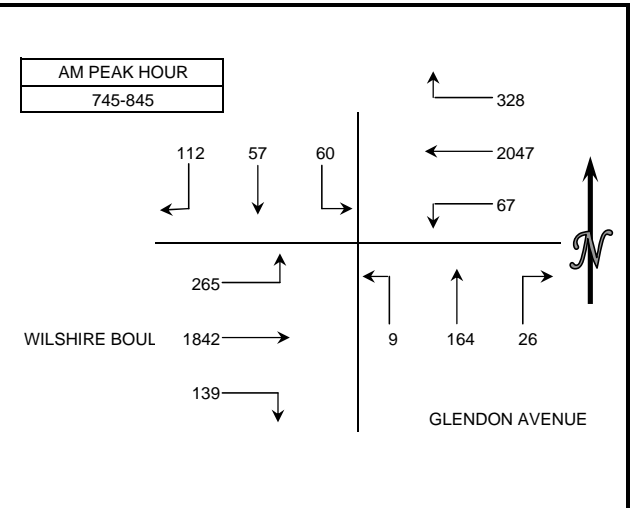
| 15 MIN COUNTS |                   |    |    |   |                    |   |   |   |                    |    |    |    |                   |    |    |    |                    |    |    |    |        |
|---------------|-------------------|----|----|---|--------------------|---|---|---|--------------------|----|----|----|-------------------|----|----|----|--------------------|----|----|----|--------|
|               | SB GLENDON AVENUE |    |    |   | SB TIVERTON AVENUE |   |   |   | WB LINDBROOK DRIVE |    |    |    | NB GLENDON AVENUE |    |    |    | EB LINDBROOK DRIVE |    |    |    |        |
| PERIOD        | A                 | B  | C  | D | E                  | F | G | H | I                  | J  | K  | L  | M                 | N  | O  | P  | Q                  | R  | S  | T  | TOTALS |
| 400-415       | 13                | 90 | 15 | 0 | 0                  | 0 | 0 | 0 | 11                 | 8  | 55 | 55 | 29                | 28 | 44 | 8  | 11                 | 46 | 12 | 10 | 435    |
| 415-430       | 8                 | 84 | 17 | 4 | 0                  | 0 | 0 | 0 | 9                  | 9  | 44 | 51 | 38                | 33 | 48 | 9  | 6                  | 46 | 14 | 9  | 429    |
| 430-445       | 9                 | 91 | 16 | 2 | 0                  | 0 | 0 | 0 | 11                 | 9  | 62 | 54 | 30                | 34 | 37 | 10 | 9                  | 41 | 13 | 10 | 438    |
| 445-500       | 6                 | 92 | 21 | 2 | 0                  | 0 | 0 | 0 | 8                  | 10 | 54 | 69 | 40                | 29 | 41 | 10 | 8                  | 45 | 10 | 6  | 451    |
| 500-515       | 7                 | 89 | 20 | 2 | 0                  | 0 | 0 | 0 | 11                 | 10 | 69 | 70 | 50                | 25 | 54 | 12 | 6                  | 54 | 10 | 7  | 496    |
| 515-530       | 12                | 97 | 24 | 2 | 0                  | 0 | 0 | 0 | 7                  | 8  | 76 | 80 | 44                | 22 | 60 | 15 | 9                  | 56 | 14 | 10 | 536    |
| 530-545       | 17                | 87 | 20 | 1 | 0                  | 0 | 0 | 0 | 11                 | 8  | 62 | 86 | 38                | 17 | 60 | 14 | 6                  | 46 | 16 | 9  | 498    |
| 545-600       | 12                | 91 | 23 | 6 | 0                  | 0 | 0 | 0 | 11                 | 12 | 79 | 72 | 54                | 14 | 57 | 19 | 4                  | 39 | 11 | 14 | 518    |

| HOUR TOTALS |                   |     |    |    |                    |   |   |   |                    |    |     |     |                   |     |     |    |                    |     |    |    |        |
|-------------|-------------------|-----|----|----|--------------------|---|---|---|--------------------|----|-----|-----|-------------------|-----|-----|----|--------------------|-----|----|----|--------|
|             | SB GLENDON AVENUE |     |    |    | SB TIVERTON AVENUE |   |   |   | WB LINDBROOK DRIVE |    |     |     | NB GLENDON AVENUE |     |     |    | EB LINDBROOK DRIVE |     |    |    |        |
| PERIOD      | A                 | B   | C  | D  | E                  | F | G | H | I                  | J  | K   | L   | M                 | N   | O   | P  | Q                  | R   | S  | T  | TOTALS |
| 400-500     | 36                | 357 | 69 | 8  | 0                  | 0 | 0 | 0 | 39                 | 36 | 215 | 229 | 137               | 124 | 170 | 37 | 34                 | 178 | 49 | 35 | 1753   |
| 415-500     | 30                | 356 | 74 | 10 | 0                  | 0 | 0 | 0 | 39                 | 38 | 229 | 244 | 158               | 121 | 180 | 41 | 29                 | 186 | 47 | 32 | 1814   |
| 430-530     | 34                | 369 | 81 | 8  | 0                  | 0 | 0 | 0 | 37                 | 37 | 261 | 273 | 164               | 110 | 192 | 47 | 32                 | 196 | 47 | 33 | 1921   |
| 445-545     | 42                | 365 | 85 | 7  | 0                  | 0 | 0 | 0 | 37                 | 36 | 261 | 305 | 172               | 93  | 215 | 51 | 29                 | 201 | 50 | 32 | 1981   |
| 500-600     | 48                | 364 | 87 | 11 | 0                  | 0 | 0 | 0 | 40                 | 38 | 286 | 308 | 186               | 78  | 231 | 60 | 25                 | 195 | 51 | 40 | 2048   |

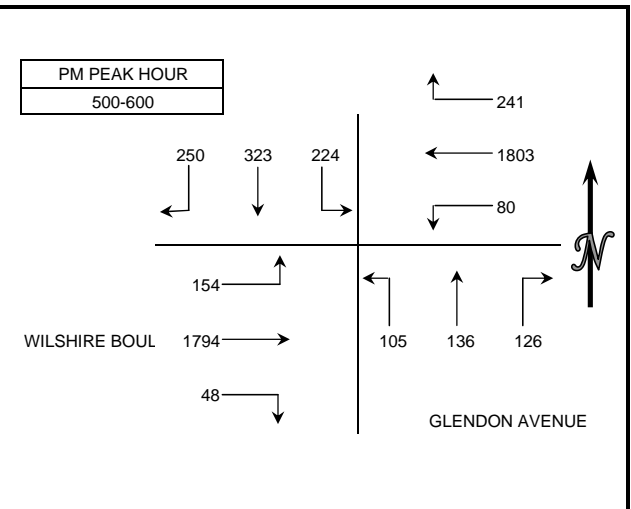
## INTERSECTION TURNING MOVEMENT COUNT SUMMARY

CLIENT: FEHR AND PEERS  
 PROJECT: WESTSIDE EXTENSION TRANSIT CORRIDOR COUNT PROGRAM  
 DATE: THURSDAY MAY 7, 2009  
 PERIODS: 7:00 AM TO 9:00 AM AND 4:00 PM TO 6:00 PM  
 INTERSECTION: N/S GLENDON AVENUE  
 E/W WILSHIRE BOULEVARD  
 CITY: WEST LOS ANGELES

| 15 MIN COUNTS |           |           |           |           |           |           |           |           |           |            |            |            |       | 7:00 AM TO 9:00 AM |  |  |  |  |  |  |  |  |  |  |  |  |  |
|---------------|-----------|-----------|-----------|-----------|-----------|-----------|-----------|-----------|-----------|------------|------------|------------|-------|--------------------|--|--|--|--|--|--|--|--|--|--|--|--|--|
| PERIOD        | 1<br>SBRT | 2<br>SBTH | 3<br>SBLT | 4<br>WBRT | 5<br>WBTH | 6<br>WBLT | 7<br>NBRT | 8<br>NBTH | 9<br>NBLT | 10<br>EBRT | 11<br>EBTH | 12<br>EBLT | TOTAL |                    |  |  |  |  |  |  |  |  |  |  |  |  |  |
| 700-715       | 27        | 6         | 10        | 64        | 456       | 15        | 2         | 22        | 4         | 27         | 378        | 59         | 1070  |                    |  |  |  |  |  |  |  |  |  |  |  |  |  |
| 715-730       | 22        | 15        | 6         | 56        | 486       | 13        | 4         | 26        | 3         | 20         | 439        | 60         | 1150  |                    |  |  |  |  |  |  |  |  |  |  |  |  |  |
| 730-745       | 28        | 14        | 6         | 70        | 523       | 12        | 9         | 30        | 2         | 30         | 482        | 54         | 1260  |                    |  |  |  |  |  |  |  |  |  |  |  |  |  |
| 745-800       | 25        | 9         | 15        | 78        | 480       | 19        | 5         | 42        | 2         | 35         | 494        | 60         | 1264  |                    |  |  |  |  |  |  |  |  |  |  |  |  |  |
| 800-815       | 29        | 14        | 11        | 88        | 494       | 13        | 8         | 43        | 3         | 32         | 469        | 73         | 1277  |                    |  |  |  |  |  |  |  |  |  |  |  |  |  |
| 815-830       | 24        | 16        | 19        | 80        | 548       | 20        | 7         | 45        | 2         | 31         | 432        | 63         | 1287  |                    |  |  |  |  |  |  |  |  |  |  |  |  |  |
| 830-845       | 34        | 18        | 15        | 82        | 525       | 15        | 6         | 34        | 2         | 41         | 447        | 69         | 1288  |                    |  |  |  |  |  |  |  |  |  |  |  |  |  |
| 845-900       | 34        | 19        | 20        | 86        | 482       | 14        | 10        | 41        | 4         | 48         | 430        | 72         | 1260  |                    |  |  |  |  |  |  |  |  |  |  |  |  |  |
| HOURLY TOTALS |           |           |           |           |           |           |           |           |           |            |            |            |       |                    |  |  |  |  |  |  |  |  |  |  |  |  |  |
| TIME          | 1<br>SBRT | 2<br>SBTH | 3<br>SBLT | 4<br>WBRT | 5<br>WBTH | 6<br>WBLT | 7<br>NBRT | 8<br>NBTH | 9<br>NBLT | 10<br>EBRT | 11<br>EBTH | 12<br>EBLT | TOTAL |                    |  |  |  |  |  |  |  |  |  |  |  |  |  |
| 700-800       | 102       | 44        | 37        | 268       | 1945      | 59        | 20        | 120       | 11        | 112        | 1793       | 233        | 4744  |                    |  |  |  |  |  |  |  |  |  |  |  |  |  |
| 715-815       | 104       | 52        | 38        | 292       | 1983      | 57        | 26        | 141       | 10        | 117        | 1884       | 247        | 4951  |                    |  |  |  |  |  |  |  |  |  |  |  |  |  |
| 730-830       | 106       | 53        | 51        | 316       | 2045      | 64        | 29        | 160       | 9         | 128        | 1877       | 250        | 5088  |                    |  |  |  |  |  |  |  |  |  |  |  |  |  |
| 745-845       | 112       | 57        | 60        | 328       | 2047      | 67        | 26        | 164       | 9         | 139        | 1842       | 265        | 5116  |                    |  |  |  |  |  |  |  |  |  |  |  |  |  |
| 800-900       | 121       | 67        | 65        | 336       | 2049      | 62        | 31        | 163       | 11        | 152        | 1778       | 277        | 5112  |                    |  |  |  |  |  |  |  |  |  |  |  |  |  |



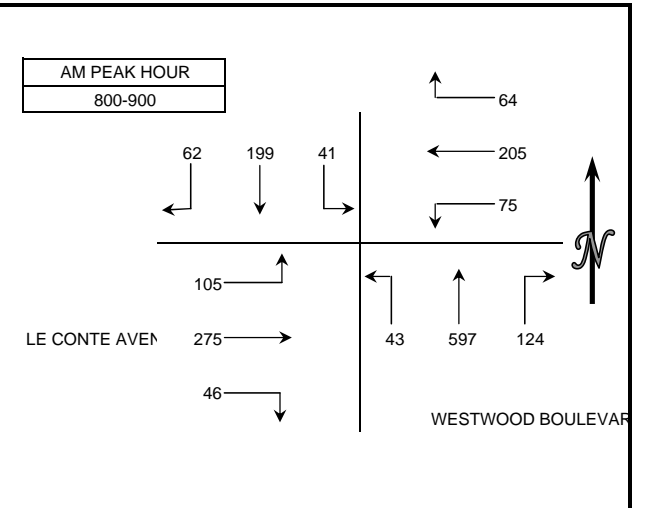
| 15 MIN COUNTS |           |           |           |           |           |           |           |           |           |            |            |            |       | 4:00 PM TO 6:00 PM |  |  |  |  |  |  |  |  |  |  |  |  |  |
|---------------|-----------|-----------|-----------|-----------|-----------|-----------|-----------|-----------|-----------|------------|------------|------------|-------|--------------------|--|--|--|--|--|--|--|--|--|--|--|--|--|
| PERIOD        | 1<br>SBRT | 2<br>SBTH | 3<br>SBLT | 4<br>WBRT | 5<br>WBTH | 6<br>WBLT | 7<br>NBRT | 8<br>NBTH | 9<br>NBLT | 10<br>EBRT | 11<br>EBTH | 12<br>EBLT | TOTAL |                    |  |  |  |  |  |  |  |  |  |  |  |  |  |
| 400-415       | 57        | 64        | 49        | 60        | 403       | 24        | 25        | 25        | 37        | 14         | 442        | 35         | 1235  |                    |  |  |  |  |  |  |  |  |  |  |  |  |  |
| 415-430       | 41        | 54        | 41        | 59        | 412       | 21        | 24        | 21        | 22        | 14         | 422        | 38         | 1169  |                    |  |  |  |  |  |  |  |  |  |  |  |  |  |
| 430-445       | 47        | 48        | 44        | 50        | 425       | 15        | 22        | 25        | 20        | 14         | 475        | 40         | 1225  |                    |  |  |  |  |  |  |  |  |  |  |  |  |  |
| 445-500       | 50        | 59        | 47        | 68        | 446       | 16        | 22        | 31        | 19        | 14         | 434        | 33         | 1239  |                    |  |  |  |  |  |  |  |  |  |  |  |  |  |
| 500-515       | 62        | 74        | 49        | 60        | 463       | 19        | 25        | 42        | 24        | 10         | 449        | 32         | 1309  |                    |  |  |  |  |  |  |  |  |  |  |  |  |  |
| 515-530       | 60        | 89        | 52        | 55        | 428       | 20        | 26        | 32        | 22        | 13         | 431        | 44         | 1272  |                    |  |  |  |  |  |  |  |  |  |  |  |  |  |
| 530-545       | 59        | 83        | 57        | 63        | 438       | 21        | 38        | 30        | 36        | 13         | 436        | 37         | 1311  |                    |  |  |  |  |  |  |  |  |  |  |  |  |  |
| 545-600       | 69        | 77        | 66        | 63        | 474       | 20        | 37        | 32        | 23        | 12         | 478        | 41         | 1392  |                    |  |  |  |  |  |  |  |  |  |  |  |  |  |
| HOURLY TOTALS |           |           |           |           |           |           |           |           |           |            |            |            |       |                    |  |  |  |  |  |  |  |  |  |  |  |  |  |
| TIME          | 1<br>SBRT | 2<br>SBTH | 3<br>SBLT | 4<br>WBRT | 5<br>WBTH | 6<br>WBLT | 7<br>NBRT | 8<br>NBTH | 9<br>NBLT | 10<br>EBRT | 11<br>EBTH | 12<br>EBLT | TOTAL |                    |  |  |  |  |  |  |  |  |  |  |  |  |  |
| 400-500       | 195       | 225       | 181       | 237       | 1686      | 76        | 93        | 102       | 98        | 56         | 1773       | 146        | 4868  |                    |  |  |  |  |  |  |  |  |  |  |  |  |  |
| 415-515       | 200       | 235       | 181       | 237       | 1746      | 71        | 93        | 119       | 85        | 52         | 1780       | 143        | 4942  |                    |  |  |  |  |  |  |  |  |  |  |  |  |  |
| 430-530       | 219       | 270       | 192       | 233       | 1762      | 70        | 95        | 130       | 85        | 51         | 1789       | 149        | 5045  |                    |  |  |  |  |  |  |  |  |  |  |  |  |  |
| 445-545       | 231       | 305       | 205       | 246       | 1775      | 76        | 111       | 135       | 101       | 50         | 1750       | 146        | 5131  |                    |  |  |  |  |  |  |  |  |  |  |  |  |  |
| 500-600       | 250       | 323       | 224       | 241       | 1803      | 80        | 126       | 136       | 105       | 48         | 1794       | 154        | 5284  |                    |  |  |  |  |  |  |  |  |  |  |  |  |  |



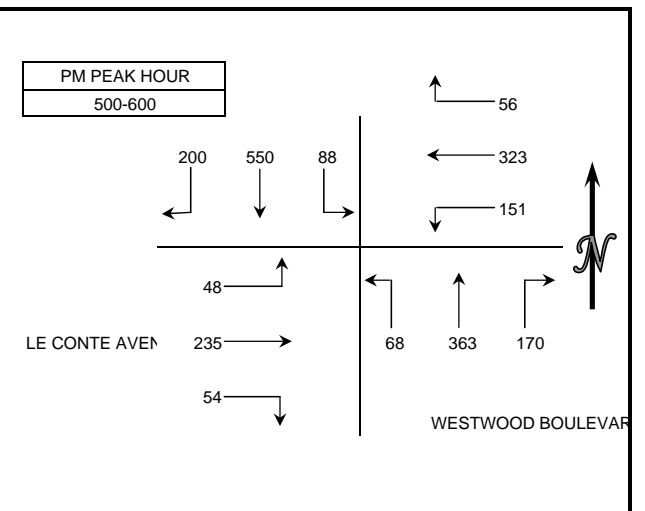
## INTERSECTION TURNING MOVEMENT COUNT SUMMARY

CLIENT: FEHR AND PEERS  
 PROJECT: WESTSIDE EXTENSION TRANSIT CORRIDOR COUNT PROGRAM  
 DATE: WEDNESDAY MAY 6, 2009  
 PERIODS: 7:00 AM TO 9:00 AM AND 4:00 PM TO 6:00 PM  
 INTERSECTION: N/S WESTWOOD BOULEVARD  
 E/W LE CONTE AVENUE  
 CITY: WEST LOS ANGELES

| 15 MIN COUNTS |           |           |           |           |           |           |           |           |           |            |            |            |       | 7:00 AM TO 9:00 AM |  |  |  |  |  |  |  |  |  |  |  |  |  |
|---------------|-----------|-----------|-----------|-----------|-----------|-----------|-----------|-----------|-----------|------------|------------|------------|-------|--------------------|--|--|--|--|--|--|--|--|--|--|--|--|--|
| PERIOD        | 1<br>SBRT | 2<br>SBTH | 3<br>SBLT | 4<br>WBRT | 5<br>WBTH | 6<br>WBLT | 7<br>NBRT | 8<br>NBTH | 9<br>NBLT | 10<br>EBRT | 11<br>EBTH | 12<br>EBLT | TOTAL |                    |  |  |  |  |  |  |  |  |  |  |  |  |  |
| 700-715       | 12        | 41        | 11        | 17        | 38        | 20        | 23        | 125       | 10        | 8          | 42         | 28         | 375   |                    |  |  |  |  |  |  |  |  |  |  |  |  |  |
| 715-730       | 12        | 36        | 8         | 22        | 36        | 11        | 20        | 133       | 8         | 3          | 52         | 28         | 369   |                    |  |  |  |  |  |  |  |  |  |  |  |  |  |
| 730-745       | 14        | 43        | 8         | 15        | 35        | 18        | 24        | 132       | 10        | 8          | 50         | 19         | 376   |                    |  |  |  |  |  |  |  |  |  |  |  |  |  |
| 745-800       | 16        | 51        | 7         | 15        | 46        | 12        | 29        | 147       | 11        | 9          | 65         | 25         | 433   |                    |  |  |  |  |  |  |  |  |  |  |  |  |  |
| 800-815       | 18        | 48        | 7         | 17        | 54        | 21        | 29        | 142       | 10        | 12         | 67         | 28         | 453   |                    |  |  |  |  |  |  |  |  |  |  |  |  |  |
| 815-830       | 13        | 46        | 8         | 16        | 53        | 14        | 28        | 143       | 12        | 13         | 74         | 28         | 448   |                    |  |  |  |  |  |  |  |  |  |  |  |  |  |
| 830-845       | 18        | 56        | 13        | 12        | 43        | 22        | 30        | 154       | 14        | 13         | 68         | 25         | 468   |                    |  |  |  |  |  |  |  |  |  |  |  |  |  |
| 845-900       | 13        | 49        | 13        | 19        | 55        | 18        | 37        | 158       | 7         | 8          | 66         | 24         | 467   |                    |  |  |  |  |  |  |  |  |  |  |  |  |  |
| HOUR TOTALS   |           |           |           |           |           |           |           |           |           |            |            |            |       |                    |  |  |  |  |  |  |  |  |  |  |  |  |  |
| TIME          | 1<br>SBRT | 2<br>SBTH | 3<br>SBLT | 4<br>WBRT | 5<br>WBTH | 6<br>WBLT | 7<br>NBRT | 8<br>NBTH | 9<br>NBLT | 10<br>EBRT | 11<br>EBTH | 12<br>EBLT | TOTAL |                    |  |  |  |  |  |  |  |  |  |  |  |  |  |
| 700-800       | 54        | 171       | 34        | 69        | 155       | 61        | 96        | 537       | 39        | 28         | 209        | 100        | 1553  |                    |  |  |  |  |  |  |  |  |  |  |  |  |  |
| 715-815       | 60        | 178       | 30        | 69        | 171       | 62        | 102       | 554       | 39        | 32         | 234        | 100        | 1631  |                    |  |  |  |  |  |  |  |  |  |  |  |  |  |
| 730-830       | 61        | 188       | 30        | 63        | 188       | 65        | 110       | 564       | 43        | 42         | 256        | 100        | 1710  |                    |  |  |  |  |  |  |  |  |  |  |  |  |  |
| 745-845       | 65        | 201       | 35        | 60        | 196       | 69        | 116       | 586       | 47        | 47         | 274        | 106        | 1802  |                    |  |  |  |  |  |  |  |  |  |  |  |  |  |
| 800-900       | 62        | 199       | 41        | 64        | 205       | 75        | 124       | 597       | 43        | 46         | 275        | 105        | 1836  |                    |  |  |  |  |  |  |  |  |  |  |  |  |  |



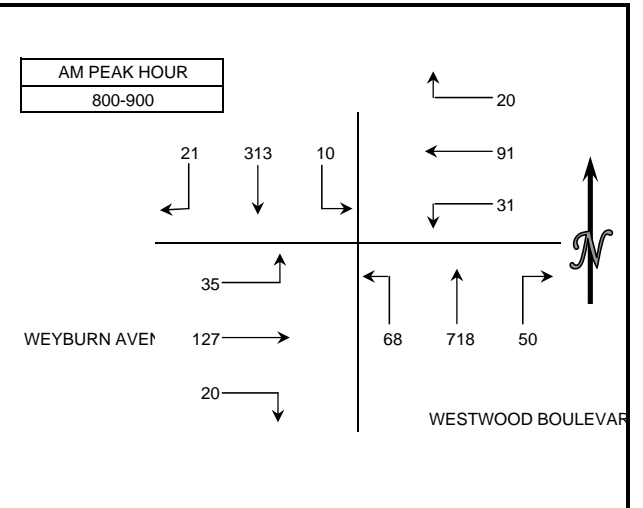
| 15 MIN COUNTS |           |           |           |           |           |           |           |           |           |            |            |            |       | 4:00 PM TO 6:00 PM |  |  |  |  |  |  |  |  |  |  |  |  |  |
|---------------|-----------|-----------|-----------|-----------|-----------|-----------|-----------|-----------|-----------|------------|------------|------------|-------|--------------------|--|--|--|--|--|--|--|--|--|--|--|--|--|
| PERIOD        | 1<br>SBRT | 2<br>SBTH | 3<br>SBLT | 4<br>WBRT | 5<br>WBTH | 6<br>WBLT | 7<br>NBRT | 8<br>NBTH | 9<br>NBLT | 10<br>EBRT | 11<br>EBTH | 12<br>EBLT | TOTAL |                    |  |  |  |  |  |  |  |  |  |  |  |  |  |
| 400-415       | 56        | 130       | 12        | 10        | 62        | 44        | 37        | 93        | 22        | 8          | 54         | 16         | 544   |                    |  |  |  |  |  |  |  |  |  |  |  |  |  |
| 415-430       | 48        | 136       | 21        | 16        | 78        | 40        | 30        | 84        | 19        | 8          | 39         | 16         | 535   |                    |  |  |  |  |  |  |  |  |  |  |  |  |  |
| 430-445       | 56        | 145       | 22        | 19        | 77        | 40        | 37        | 93        | 24        | 9          | 47         | 19         | 588   |                    |  |  |  |  |  |  |  |  |  |  |  |  |  |
| 445-500       | 45        | 129       | 19        | 14        | 67        | 33        | 31        | 80        | 14        | 11         | 43         | 16         | 502   |                    |  |  |  |  |  |  |  |  |  |  |  |  |  |
| 500-515       | 51        | 136       | 21        | 16        | 77        | 38        | 42        | 88        | 15        | 12         | 55         | 14         | 565   |                    |  |  |  |  |  |  |  |  |  |  |  |  |  |
| 515-530       | 64        | 134       | 24        | 16        | 87        | 38        | 45        | 89        | 16        | 17         | 61         | 12         | 603   |                    |  |  |  |  |  |  |  |  |  |  |  |  |  |
| 530-545       | 44        | 141       | 20        | 13        | 85        | 41        | 40        | 92        | 19        | 15         | 64         | 12         | 586   |                    |  |  |  |  |  |  |  |  |  |  |  |  |  |
| 545-600       | 41        | 139       | 23        | 11        | 74        | 34        | 43        | 94        | 18        | 10         | 55         | 10         | 552   |                    |  |  |  |  |  |  |  |  |  |  |  |  |  |
| HOUR TOTALS   |           |           |           |           |           |           |           |           |           |            |            |            |       |                    |  |  |  |  |  |  |  |  |  |  |  |  |  |
| TIME          | 1<br>SBRT | 2<br>SBTH | 3<br>SBLT | 4<br>WBRT | 5<br>WBTH | 6<br>WBLT | 7<br>NBRT | 8<br>NBTH | 9<br>NBLT | 10<br>EBRT | 11<br>EBTH | 12<br>EBLT | TOTAL |                    |  |  |  |  |  |  |  |  |  |  |  |  |  |
| 400-500       | 205       | 540       | 74        | 59        | 284       | 157       | 135       | 350       | 79        | 36         | 183        | 67         | 2169  |                    |  |  |  |  |  |  |  |  |  |  |  |  |  |
| 415-515       | 200       | 546       | 83        | 65        | 299       | 151       | 140       | 345       | 72        | 40         | 184        | 65         | 2190  |                    |  |  |  |  |  |  |  |  |  |  |  |  |  |
| 430-530       | 216       | 544       | 86        | 65        | 308       | 149       | 155       | 350       | 69        | 49         | 206        | 61         | 2258  |                    |  |  |  |  |  |  |  |  |  |  |  |  |  |
| 445-545       | 204       | 540       | 84        | 59        | 316       | 150       | 158       | 349       | 64        | 55         | 223        | 54         | 2256  |                    |  |  |  |  |  |  |  |  |  |  |  |  |  |
| 500-600       | 200       | 550       | 88        | 56        | 323       | 151       | 170       | 363       | 68        | 54         | 235        | 48         | 2306  |                    |  |  |  |  |  |  |  |  |  |  |  |  |  |



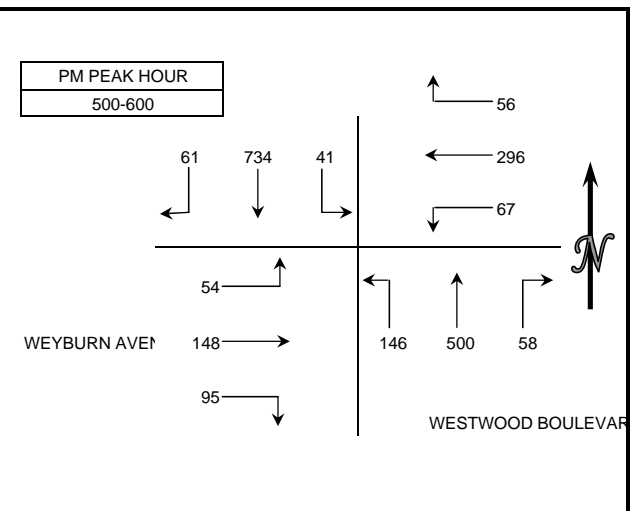
## INTERSECTION TURNING MOVEMENT COUNT SUMMARY

CLIENT: FEHR AND PEERS  
 PROJECT: WESTSIDE EXTENSION TRANSIT CORRIDOR COUNT PROGRAM  
 DATE: WEDNESDAY MAY 6, 2009  
 PERIODS: 7:00 AM TO 9:00 AM AND 4:00 PM TO 6:00 PM  
 INTERSECTION: N/S WESTWOOD BOULEVARD  
 E/W WEYBURN AVENUE  
 CITY: WEST LOS ANGELES

| 15 MIN COUNTS |           |           |           |           |           |           |           |           |           |            |            |            |       | 7:00 AM TO 9:00 AM |  |  |  |  |  |  |  |  |  |  |  |  |  |
|---------------|-----------|-----------|-----------|-----------|-----------|-----------|-----------|-----------|-----------|------------|------------|------------|-------|--------------------|--|--|--|--|--|--|--|--|--|--|--|--|--|
| PERIOD        | 1<br>SBRT | 2<br>SBTH | 3<br>SBLT | 4<br>WBRT | 5<br>WBTH | 6<br>WBLT | 7<br>NBRT | 8<br>NBTH | 9<br>NBLT | 10<br>EBRT | 11<br>EBTH | 12<br>EBLT | TOTAL |                    |  |  |  |  |  |  |  |  |  |  |  |  |  |
| 700-715       | 1         | 63        | 6         | 2         | 14        | 8         | 6         | 134       | 16        | 7          | 23         | 9          | 289   |                    |  |  |  |  |  |  |  |  |  |  |  |  |  |
| 715-730       | 4         | 50        | 0         | 2         | 12        | 7         | 8         | 148       | 16        | 7          | 38         | 7          | 299   |                    |  |  |  |  |  |  |  |  |  |  |  |  |  |
| 730-745       | 4         | 72        | 0         | 4         | 13        | 5         | 9         | 157       | 18        | 6          | 45         | 5          | 338   |                    |  |  |  |  |  |  |  |  |  |  |  |  |  |
| 745-800       | 3         | 59        | 1         | 2         | 17        | 7         | 11        | 163       | 18        | 8          | 51         | 6          | 346   |                    |  |  |  |  |  |  |  |  |  |  |  |  |  |
| 800-815       | 5         | 72        | 3         | 8         | 19        | 5         | 12        | 173       | 17        | 4          | 45         | 12         | 375   |                    |  |  |  |  |  |  |  |  |  |  |  |  |  |
| 815-830       | 8         | 75        | 2         | 4         | 24        | 9         | 15        | 194       | 20        | 6          | 37         | 9          | 403   |                    |  |  |  |  |  |  |  |  |  |  |  |  |  |
| 830-845       | 4         | 80        | 1         | 2         | 25        | 6         | 9         | 181       | 14        | 4          | 24         | 5          | 355   |                    |  |  |  |  |  |  |  |  |  |  |  |  |  |
| 845-900       | 4         | 86        | 4         | 6         | 23        | 11        | 14        | 170       | 17        | 6          | 21         | 9          | 371   |                    |  |  |  |  |  |  |  |  |  |  |  |  |  |
| HOUR TOTALS   |           |           |           |           |           |           |           |           |           |            |            |            |       |                    |  |  |  |  |  |  |  |  |  |  |  |  |  |
| TIME          | 1<br>SBRT | 2<br>SBTH | 3<br>SBLT | 4<br>WBRT | 5<br>WBTH | 6<br>WBLT | 7<br>NBRT | 8<br>NBTH | 9<br>NBLT | 10<br>EBRT | 11<br>EBTH | 12<br>EBLT | TOTAL |                    |  |  |  |  |  |  |  |  |  |  |  |  |  |
| 700-800       | 12        | 244       | 7         | 10        | 56        | 27        | 34        | 602       | 68        | 28         | 157        | 27         | 1272  |                    |  |  |  |  |  |  |  |  |  |  |  |  |  |
| 715-815       | 16        | 253       | 4         | 16        | 61        | 24        | 40        | 641       | 69        | 25         | 179        | 30         | 1358  |                    |  |  |  |  |  |  |  |  |  |  |  |  |  |
| 730-830       | 20        | 278       | 6         | 18        | 73        | 26        | 47        | 687       | 73        | 24         | 178        | 32         | 1462  |                    |  |  |  |  |  |  |  |  |  |  |  |  |  |
| 745-845       | 20        | 286       | 7         | 16        | 85        | 27        | 47        | 711       | 69        | 22         | 157        | 32         | 1479  |                    |  |  |  |  |  |  |  |  |  |  |  |  |  |
| 800-900       | 21        | 313       | 10        | 20        | 91        | 31        | 50        | 718       | 68        | 20         | 127        | 35         | 1504  |                    |  |  |  |  |  |  |  |  |  |  |  |  |  |



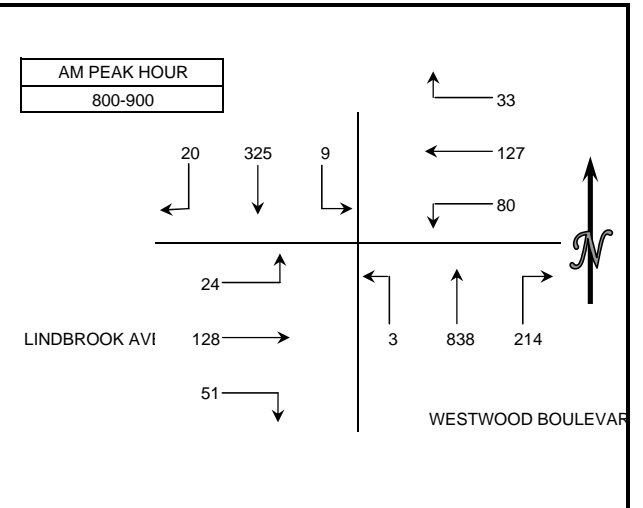
| 15 MIN COUNTS |           |           |           |           |           |           |           |           |           |            |            |            |       | 4:00 PM TO 6:00 PM |  |  |  |  |  |  |  |  |  |  |  |  |  |
|---------------|-----------|-----------|-----------|-----------|-----------|-----------|-----------|-----------|-----------|------------|------------|------------|-------|--------------------|--|--|--|--|--|--|--|--|--|--|--|--|--|
| PERIOD        | 1<br>SBRT | 2<br>SBTH | 3<br>SBLT | 4<br>WBRT | 5<br>WBTH | 6<br>WBLT | 7<br>NBRT | 8<br>NBTH | 9<br>NBLT | 10<br>EBRT | 11<br>EBTH | 12<br>EBLT | TOTAL |                    |  |  |  |  |  |  |  |  |  |  |  |  |  |
| 400-415       | 10        | 145       | 10        | 10        | 45        | 8         | 9         | 92        | 18        | 11         | 24         | 11         | 393   |                    |  |  |  |  |  |  |  |  |  |  |  |  |  |
| 415-430       | 12        | 144       | 9         | 12        | 50        | 13        | 10        | 110       | 25        | 14         | 31         | 10         | 440   |                    |  |  |  |  |  |  |  |  |  |  |  |  |  |
| 430-445       | 11        | 162       | 13        | 11        | 51        | 15        | 15        | 124       | 29        | 20         | 32         | 11         | 494   |                    |  |  |  |  |  |  |  |  |  |  |  |  |  |
| 445-500       | 13        | 165       | 10        | 14        | 68        | 17        | 12        | 133       | 34        | 31         | 43         | 12         | 552   |                    |  |  |  |  |  |  |  |  |  |  |  |  |  |
| 500-515       | 15        | 174       | 6         | 15        | 62        | 11        | 14        | 128       | 38        | 23         | 32         | 9          | 527   |                    |  |  |  |  |  |  |  |  |  |  |  |  |  |
| 515-530       | 15        | 193       | 6         | 16        | 72        | 20        | 17        | 122       | 34        | 30         | 40         | 14         | 579   |                    |  |  |  |  |  |  |  |  |  |  |  |  |  |
| 530-545       | 15        | 179       | 14        | 12        | 80        | 16        | 12        | 126       | 42        | 23         | 46         | 15         | 580   |                    |  |  |  |  |  |  |  |  |  |  |  |  |  |
| 545-600       | 16        | 188       | 15        | 13        | 82        | 20        | 15        | 124       | 32        | 19         | 30         | 16         | 570   |                    |  |  |  |  |  |  |  |  |  |  |  |  |  |
| HOUR TOTALS   |           |           |           |           |           |           |           |           |           |            |            |            |       |                    |  |  |  |  |  |  |  |  |  |  |  |  |  |
| TIME          | 1<br>SBRT | 2<br>SBTH | 3<br>SBLT | 4<br>WBRT | 5<br>WBTH | 6<br>WBLT | 7<br>NBRT | 8<br>NBTH | 9<br>NBLT | 10<br>EBRT | 11<br>EBTH | 12<br>EBLT | TOTAL |                    |  |  |  |  |  |  |  |  |  |  |  |  |  |
| 400-500       | 46        | 616       | 42        | 47        | 214       | 53        | 46        | 459       | 106       | 76         | 130        | 44         | 1879  |                    |  |  |  |  |  |  |  |  |  |  |  |  |  |
| 415-515       | 51        | 645       | 38        | 52        | 231       | 56        | 51        | 495       | 126       | 88         | 138        | 42         | 2013  |                    |  |  |  |  |  |  |  |  |  |  |  |  |  |
| 430-530       | 54        | 694       | 35        | 56        | 253       | 63        | 58        | 507       | 135       | 104        | 147        | 46         | 2152  |                    |  |  |  |  |  |  |  |  |  |  |  |  |  |
| 445-545       | 58        | 711       | 36        | 57        | 282       | 64        | 55        | 509       | 148       | 107        | 161        | 50         | 2238  |                    |  |  |  |  |  |  |  |  |  |  |  |  |  |
| 500-600       | 61        | 734       | 41        | 56        | 296       | 67        | 58        | 500       | 146       | 95         | 148        | 54         | 2256  |                    |  |  |  |  |  |  |  |  |  |  |  |  |  |



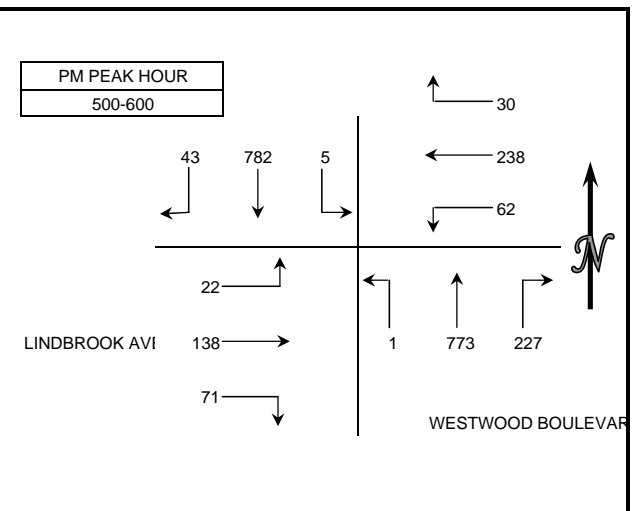
## INTERSECTION TURNING MOVEMENT COUNT SUMMARY

CLIENT: FEHR AND PEERS  
 PROJECT: WESTSIDE EXTENSION TRANSIT CORRIDOR COUNT PROGRAM  
 DATE: THURSDAY MAY 7, 2009  
 PERIODS: 7:00 AM TO 9:00 AM AND 4:00 PM TO 6:00 PM  
 INTERSECTION: N/S WESTWOOD BOULEVARD  
 E/W LINDBROOK AVENUE  
 CITY: WEST LOS ANGELES

| 15 MIN COUNTS |           |           |           |           |           |           |           |           |           |            |            |            | 7:00 AM TO 9:00 AM |
|---------------|-----------|-----------|-----------|-----------|-----------|-----------|-----------|-----------|-----------|------------|------------|------------|--------------------|
| PERIOD        | 1<br>SBRT | 2<br>SBTH | 3<br>SBLT | 4<br>WBRT | 5<br>WBTH | 6<br>WBLT | 7<br>NBRT | 8<br>NBTH | 9<br>NBLT | 10<br>EBRT | 11<br>EBTH | 12<br>EBLT | TOTAL              |
| 700-715       | 7         | 52        | 2         | 7         | 10        | 12        | 26        | 162       | 0         | 9          | 13         | 3          | 303                |
| 715-730       | 5         | 48        | 1         | 4         | 16        | 15        | 31        | 172       | 2         | 15         | 21         | 6          | 336                |
| 730-745       | 6         | 62        | 2         | 8         | 21        | 13        | 37        | 187       | 0         | 14         | 24         | 5          | 379                |
| 745-800       | 5         | 73        | 0         | 5         | 22        | 12        | 42        | 195       | 0         | 11         | 26         | 5          | 396                |
| 800-815       | 7         | 80        | 2         | 4         | 32        | 20        | 43        | 204       | 0         | 14         | 39         | 6          | 451                |
| 815-830       | 6         | 79        | 4         | 9         | 35        | 20        | 52        | 201       | 2         | 17         | 29         | 3          | 457                |
| 830-845       | 4         | 80        | 3         | 7         | 34        | 22        | 58        | 217       | 1         | 13         | 28         | 7          | 474                |
| 845-900       | 3         | 86        | 0         | 13        | 26        | 18        | 61        | 216       | 0         | 7          | 32         | 8          | 470                |
| HOUR TOTALS   |           |           |           |           |           |           |           |           |           |            |            |            |                    |
| TIME          | 1<br>SBRT | 2<br>SBTH | 3<br>SBLT | 4<br>WBRT | 5<br>WBTH | 6<br>WBLT | 7<br>NBRT | 8<br>NBTH | 9<br>NBLT | 10<br>EBRT | 11<br>EBTH | 12<br>EBLT | TOTAL              |
| 700-800       | 23        | 235       | 5         | 24        | 69        | 52        | 136       | 716       | 2         | 49         | 84         | 19         | 1414               |
| 715-815       | 23        | 263       | 5         | 21        | 91        | 60        | 153       | 758       | 2         | 54         | 110        | 22         | 1562               |
| 730-830       | 24        | 294       | 8         | 26        | 110       | 65        | 174       | 787       | 2         | 56         | 118        | 19         | 1683               |
| 745-845       | 22        | 312       | 9         | 25        | 123       | 74        | 195       | 817       | 3         | 55         | 122        | 21         | 1778               |
| 800-900       | 20        | 325       | 9         | 33        | 127       | 80        | 214       | 838       | 3         | 51         | 128        | 24         | 1852               |



| 15 MIN COUNTS |           |           |           |           |           |           |           |           |           |            |            |            | 4:00 PM TO 6:00 PM |
|---------------|-----------|-----------|-----------|-----------|-----------|-----------|-----------|-----------|-----------|------------|------------|------------|--------------------|
| PERIOD        | 1<br>SBRT | 2<br>SBTH | 3<br>SBLT | 4<br>WBRT | 5<br>WBTH | 6<br>WBLT | 7<br>NBRT | 8<br>NBTH | 9<br>NBLT | 10<br>EBRT | 11<br>EBTH | 12<br>EBLT | TOTAL              |
| 400-415       | 7         | 183       | 3         | 10        | 56        | 23        | 41        | 152       | 2         | 17         | 23         | 3          | 520                |
| 415-430       | 11        | 191       | 0         | 11        | 54        | 16        | 41        | 163       | 0         | 13         | 34         | 5          | 539                |
| 430-445       | 12        | 178       | 1         | 13        | 51        | 12        | 48        | 153       | 1         | 18         | 28         | 5          | 520                |
| 445-500       | 13        | 199       | 1         | 10        | 50        | 23        | 44        | 164       | 1         | 19         | 24         | 4          | 552                |
| 500-515       | 12        | 206       | 1         | 7         | 60        | 12        | 49        | 180       | 0         | 19         | 33         | 6          | 585                |
| 515-530       | 10        | 192       | 0         | 5         | 68        | 18        | 57        | 184       | 0         | 22         | 40         | 7          | 603                |
| 530-545       | 10        | 203       | 1         | 9         | 56        | 20        | 61        | 195       | 0         | 18         | 35         | 4          | 612                |
| 545-600       | 11        | 181       | 3         | 9         | 54        | 12        | 60        | 214       | 1         | 12         | 30         | 5          | 592                |
| HOUR TOTALS   |           |           |           |           |           |           |           |           |           |            |            |            |                    |
| TIME          | 1<br>SBRT | 2<br>SBTH | 3<br>SBLT | 4<br>WBRT | 5<br>WBTH | 6<br>WBLT | 7<br>NBRT | 8<br>NBTH | 9<br>NBLT | 10<br>EBRT | 11<br>EBTH | 12<br>EBLT | TOTAL              |
| 400-500       | 43        | 751       | 5         | 44        | 211       | 74        | 174       | 632       | 4         | 67         | 109        | 17         | 2131               |
| 415-515       | 48        | 774       | 3         | 41        | 215       | 63        | 182       | 660       | 2         | 69         | 119        | 20         | 2196               |
| 430-530       | 47        | 775       | 3         | 35        | 229       | 65        | 198       | 681       | 2         | 78         | 125        | 22         | 2260               |
| 445-545       | 45        | 800       | 3         | 31        | 234       | 73        | 211       | 723       | 1         | 78         | 132        | 21         | 2352               |
| 500-600       | 43        | 782       | 5         | 30        | 238       | 62        | 227       | 773       | 1         | 71         | 138        | 22         | 2392               |

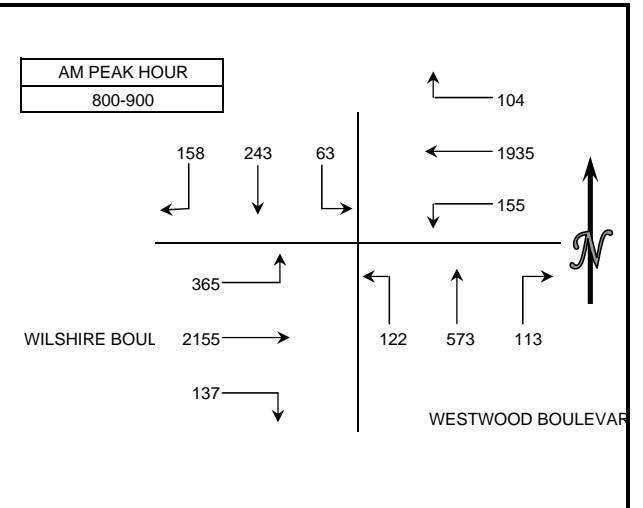




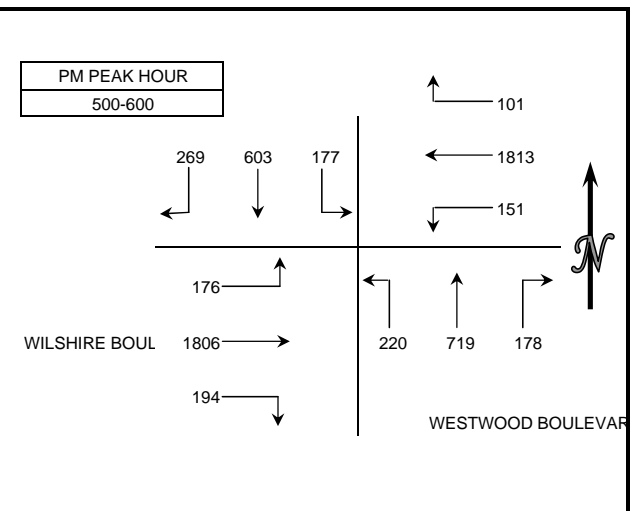
## INTERSECTION TURNING MOVEMENT COUNT SUMMARY

CLIENT: FEHR AND PEERS  
 PROJECT: WESTSIDE EXTENSION TRANSIT CORRIDOR COUNT PROGRAM  
 DATE: WEDNESDAY MAY 6, 2009  
 PERIODS: 7:00 AM TO 9:00 AM AND 4:00 PM TO 6:00 PM  
 INTERSECTION: N/S WESTWOOD BOULEVARD  
 E/W WILSHIRE BOULEVARD  
 CITY: WEST LOS ANGELES

| 15 MIN COUNTS |           |           |           |           |           |           |           |           |           |            |            |            |       | 7:00 AM TO 9:00 AM |  |  |  |  |  |  |  |  |  |  |  |  |  |
|---------------|-----------|-----------|-----------|-----------|-----------|-----------|-----------|-----------|-----------|------------|------------|------------|-------|--------------------|--|--|--|--|--|--|--|--|--|--|--|--|--|
| PERIOD        | 1<br>SBRT | 2<br>SBTH | 3<br>SBLT | 4<br>WBRT | 5<br>WBTH | 6<br>WBLT | 7<br>NBRT | 8<br>NBTH | 9<br>NBLT | 10<br>EBRT | 11<br>EBTH | 12<br>EBLT | TOTAL |                    |  |  |  |  |  |  |  |  |  |  |  |  |  |
| 700-715       | 33        | 44        | 9         | 18        | 381       | 12        | 7         | 99        | 24        | 30         | 372        | 63         | 1092  |                    |  |  |  |  |  |  |  |  |  |  |  |  |  |
| 715-730       | 27        | 34        | 9         | 20        | 434       | 22        | 8         | 108       | 36        | 40         | 409        | 79         | 1226  |                    |  |  |  |  |  |  |  |  |  |  |  |  |  |
| 730-745       | 31        | 53        | 14        | 19        | 479       | 20        | 17        | 126       | 31        | 50         | 446        | 86         | 1372  |                    |  |  |  |  |  |  |  |  |  |  |  |  |  |
| 745-800       | 34        | 60        | 14        | 28        | 481       | 29        | 21        | 139       | 33        | 34         | 528        | 90         | 1491  |                    |  |  |  |  |  |  |  |  |  |  |  |  |  |
| 800-815       | 51        | 71        | 13        | 23        | 475       | 30        | 22        | 131       | 29        | 32         | 601        | 82         | 1560  |                    |  |  |  |  |  |  |  |  |  |  |  |  |  |
| 815-830       | 30        | 52        | 9         | 18        | 460       | 31        | 32        | 144       | 30        | 41         | 472        | 102        | 1421  |                    |  |  |  |  |  |  |  |  |  |  |  |  |  |
| 830-845       | 44        | 62        | 20        | 27        | 501       | 43        | 29        | 145       | 37        | 31         | 580        | 93         | 1612  |                    |  |  |  |  |  |  |  |  |  |  |  |  |  |
| 845-900       | 33        | 58        | 21        | 36        | 499       | 51        | 30        | 153       | 26        | 33         | 502        | 88         | 1530  |                    |  |  |  |  |  |  |  |  |  |  |  |  |  |
| HOUR TOTALS   |           |           |           |           |           |           |           |           |           |            |            |            |       |                    |  |  |  |  |  |  |  |  |  |  |  |  |  |
| TIME          | 1<br>SBRT | 2<br>SBTH | 3<br>SBLT | 4<br>WBRT | 5<br>WBTH | 6<br>WBLT | 7<br>NBRT | 8<br>NBTH | 9<br>NBLT | 10<br>EBRT | 11<br>EBTH | 12<br>EBLT | TOTAL |                    |  |  |  |  |  |  |  |  |  |  |  |  |  |
| 700-800       | 125       | 191       | 46        | 85        | 1775      | 83        | 53        | 472       | 124       | 154        | 1755       | 318        | 5181  |                    |  |  |  |  |  |  |  |  |  |  |  |  |  |
| 715-815       | 143       | 218       | 50        | 90        | 1869      | 101       | 68        | 504       | 129       | 156        | 1984       | 337        | 5649  |                    |  |  |  |  |  |  |  |  |  |  |  |  |  |
| 730-830       | 146       | 236       | 50        | 88        | 1895      | 110       | 92        | 540       | 123       | 157        | 2047       | 360        | 5844  |                    |  |  |  |  |  |  |  |  |  |  |  |  |  |
| 745-845       | 159       | 245       | 56        | 96        | 1917      | 133       | 104       | 559       | 129       | 138        | 2181       | 367        | 6084  |                    |  |  |  |  |  |  |  |  |  |  |  |  |  |
| 800-900       | 158       | 243       | 63        | 104       | 1935      | 155       | 113       | 573       | 122       | 137        | 2155       | 365        | 6123  |                    |  |  |  |  |  |  |  |  |  |  |  |  |  |



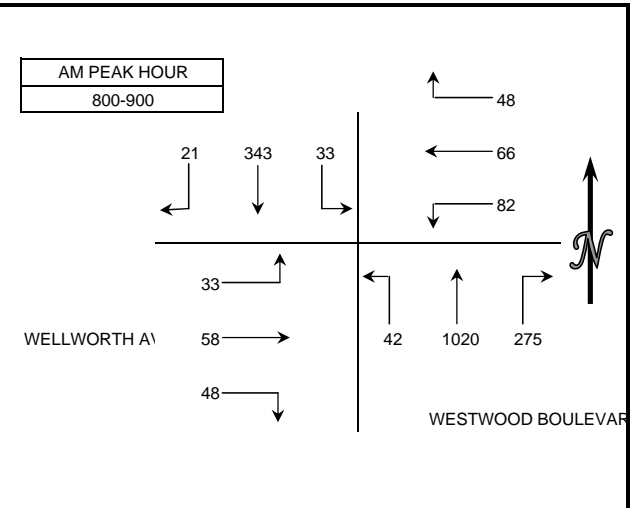
| 15 MIN COUNTS |           |           |           |           |           |           |           |           |           |            |            |            |       | 4:00 PM TO 6:00 PM |  |  |  |  |  |  |  |  |  |  |  |  |  |
|---------------|-----------|-----------|-----------|-----------|-----------|-----------|-----------|-----------|-----------|------------|------------|------------|-------|--------------------|--|--|--|--|--|--|--|--|--|--|--|--|--|
| PERIOD        | 1<br>SBRT | 2<br>SBTH | 3<br>SBLT | 4<br>WBRT | 5<br>WBTH | 6<br>WBLT | 7<br>NBRT | 8<br>NBTH | 9<br>NBLT | 10<br>EBRT | 11<br>EBTH | 12<br>EBLT | TOTAL |                    |  |  |  |  |  |  |  |  |  |  |  |  |  |
| 400-415       | 49        | 132       | 38        | 28        | 465       | 37        | 49        | 120       | 41        | 64         | 466        | 57         | 1546  |                    |  |  |  |  |  |  |  |  |  |  |  |  |  |
| 415-430       | 51        | 152       | 32        | 28        | 446       | 34        | 38        | 131       | 37        | 78         | 427        | 56         | 1510  |                    |  |  |  |  |  |  |  |  |  |  |  |  |  |
| 430-445       | 35        | 135       | 29        | 17        | 482       | 34        | 29        | 134       | 44        | 61         | 413        | 50         | 1463  |                    |  |  |  |  |  |  |  |  |  |  |  |  |  |
| 445-500       | 31        | 148       | 36        | 27        | 474       | 33        | 34        | 148       | 37        | 50         | 406        | 56         | 1480  |                    |  |  |  |  |  |  |  |  |  |  |  |  |  |
| 500-515       | 48        | 147       | 34        | 17        | 465       | 38        | 56        | 161       | 50        | 46         | 430        | 32         | 1524  |                    |  |  |  |  |  |  |  |  |  |  |  |  |  |
| 515-530       | 66        | 167       | 58        | 25        | 429       | 37        | 35        | 173       | 54        | 62         | 501        | 54         | 1661  |                    |  |  |  |  |  |  |  |  |  |  |  |  |  |
| 530-545       | 74        | 145       | 46        | 25        | 465       | 44        | 35        | 189       | 55        | 40         | 427        | 44         | 1589  |                    |  |  |  |  |  |  |  |  |  |  |  |  |  |
| 545-600       | 81        | 144       | 39        | 34        | 454       | 32        | 52        | 196       | 61        | 46         | 448        | 46         | 1633  |                    |  |  |  |  |  |  |  |  |  |  |  |  |  |
| HOUR TOTALS   |           |           |           |           |           |           |           |           |           |            |            |            |       |                    |  |  |  |  |  |  |  |  |  |  |  |  |  |
| TIME          | 1<br>SBRT | 2<br>SBTH | 3<br>SBLT | 4<br>WBRT | 5<br>WBTH | 6<br>WBLT | 7<br>NBRT | 8<br>NBTH | 9<br>NBLT | 10<br>EBRT | 11<br>EBTH | 12<br>EBLT | TOTAL |                    |  |  |  |  |  |  |  |  |  |  |  |  |  |
| 400-500       | 166       | 567       | 135       | 100       | 1867      | 138       | 150       | 533       | 159       | 253        | 1712       | 219        | 5999  |                    |  |  |  |  |  |  |  |  |  |  |  |  |  |
| 415-515       | 165       | 582       | 131       | 89        | 1867      | 139       | 157       | 574       | 168       | 235        | 1676       | 194        | 5977  |                    |  |  |  |  |  |  |  |  |  |  |  |  |  |
| 430-530       | 180       | 597       | 157       | 86        | 1850      | 142       | 154       | 616       | 185       | 219        | 1750       | 192        | 6128  |                    |  |  |  |  |  |  |  |  |  |  |  |  |  |
| 445-545       | 219       | 607       | 174       | 94        | 1833      | 152       | 160       | 671       | 196       | 198        | 1764       | 186        | 6254  |                    |  |  |  |  |  |  |  |  |  |  |  |  |  |
| 500-600       | 269       | 603       | 177       | 101       | 1813      | 151       | 178       | 719       | 220       | 194        | 1806       | 176        | 6407  |                    |  |  |  |  |  |  |  |  |  |  |  |  |  |



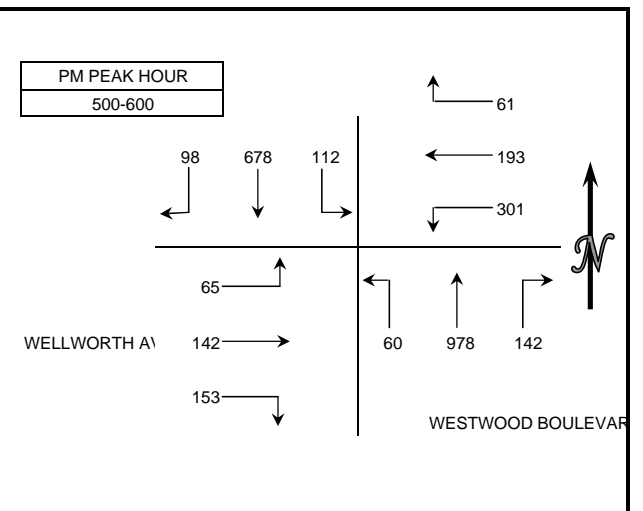
## INTERSECTION TURNING MOVEMENT COUNT SUMMARY

CLIENT: FEHR AND PEERS  
 PROJECT: WESTSIDE EXTENSION TRANSIT CORRIDOR COUNT PROGRAM  
 DATE: THURSDAY MAY 7, 2009  
 PERIODS: 7:00 AM TO 9:00 AM AND 4:00 PM TO 6:00 PM  
 INTERSECTION: N/S WESTWOOD BOULEVARD  
 E/W WELLWORTH AVENUE  
 CITY: WEST LOS ANGELES

| 15 MIN COUNTS |           |           |           |           |           |           |           |           |           |            |            |            | 7:00 AM TO 9:00 AM |
|---------------|-----------|-----------|-----------|-----------|-----------|-----------|-----------|-----------|-----------|------------|------------|------------|--------------------|
| PERIOD        | 1<br>SBRT | 2<br>SBTH | 3<br>SBLT | 4<br>WBRT | 5<br>WBTH | 6<br>WBLT | 7<br>NBRT | 8<br>NBTH | 9<br>NBLT | 10<br>EBRT | 11<br>EBTH | 12<br>EBLT | TOTAL              |
| 700-715       | 2         | 78        | 8         | 13        | 16        | 9         | 32        | 180       | 10        | 4          | 2          | 2          | 356                |
| 715-730       | 3         | 84        | 9         | 12        | 10        | 12        | 35        | 204       | 9         | 9          | 6          | 6          | 399                |
| 730-745       | 5         | 87        | 6         | 11        | 11        | 10        | 48        | 211       | 13        | 7          | 11         | 5          | 425                |
| 745-800       | 4         | 78        | 9         | 11        | 17        | 16        | 51        | 227       | 15        | 8          | 13         | 4          | 453                |
| 800-815       | 3         | 91        | 10        | 17        | 22        | 15        | 65        | 259       | 10        | 14         | 12         | 4          | 522                |
| 815-830       | 3         | 92        | 7         | 10        | 15        | 23        | 77        | 243       | 11        | 8          | 12         | 9          | 510                |
| 830-845       | 7         | 79        | 10        | 13        | 14        | 21        | 56        | 251       | 7         | 15         | 16         | 13         | 502                |
| 845-900       | 8         | 81        | 6         | 8         | 15        | 23        | 77        | 267       | 14        | 11         | 18         | 7          | 535                |
| HOUR TOTALS   |           |           |           |           |           |           |           |           |           |            |            |            |                    |
| TIME          | 1<br>SBRT | 2<br>SBTH | 3<br>SBLT | 4<br>WBRT | 5<br>WBTH | 6<br>WBLT | 7<br>NBRT | 8<br>NBTH | 9<br>NBLT | 10<br>EBRT | 11<br>EBTH | 12<br>EBLT | TOTAL              |
| 700-800       | 14        | 327       | 32        | 47        | 54        | 47        | 166       | 822       | 47        | 28         | 32         | 17         | 1633               |
| 715-815       | 15        | 340       | 34        | 51        | 60        | 53        | 199       | 901       | 47        | 38         | 42         | 19         | 1799               |
| 730-830       | 15        | 348       | 32        | 49        | 65        | 64        | 241       | 940       | 49        | 37         | 48         | 22         | 1910               |
| 745-845       | 17        | 340       | 36        | 51        | 68        | 75        | 249       | 980       | 43        | 45         | 53         | 30         | 1987               |
| 800-900       | 21        | 343       | 33        | 48        | 66        | 82        | 275       | 1020      | 42        | 48         | 58         | 33         | 2069               |



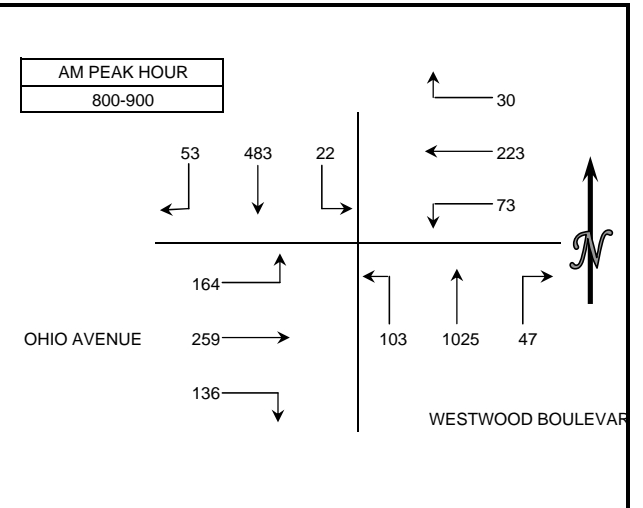
| 15 MIN COUNTS |           |           |           |           |           |           |           |           |           |            |            |            | 4:00 PM TO 6:00 PM |
|---------------|-----------|-----------|-----------|-----------|-----------|-----------|-----------|-----------|-----------|------------|------------|------------|--------------------|
| PERIOD        | 1<br>SBRT | 2<br>SBTH | 3<br>SBLT | 4<br>WBRT | 5<br>WBTH | 6<br>WBLT | 7<br>NBRT | 8<br>NBTH | 9<br>NBLT | 10<br>EBRT | 11<br>EBTH | 12<br>EBLT | TOTAL              |
| 400-415       | 13        | 160       | 23        | 19        | 61        | 82        | 32        | 204       | 13        | 20         | 10         | 9          | 646                |
| 415-430       | 18        | 161       | 28        | 15        | 54        | 62        | 31        | 214       | 11        | 19         | 25         | 3          | 641                |
| 430-445       | 16        | 166       | 26        | 14        | 39        | 86        | 33        | 229       | 12        | 15         | 15         | 6          | 657                |
| 445-500       | 11        | 178       | 21        | 12        | 46        | 72        | 31        | 222       | 14        | 14         | 11         | 7          | 639                |
| 500-515       | 13        | 162       | 20        | 12        | 39        | 84        | 29        | 244       | 18        | 11         | 13         | 4          | 649                |
| 515-530       | 15        | 168       | 24        | 15        | 44        | 72        | 36        | 232       | 10        | 27         | 24         | 12         | 679                |
| 530-545       | 21        | 187       | 39        | 19        | 48        | 69        | 40        | 240       | 14        | 45         | 48         | 13         | 783                |
| 545-600       | 49        | 161       | 29        | 15        | 62        | 76        | 37        | 262       | 18        | 70         | 57         | 36         | 872                |
| HOUR TOTALS   |           |           |           |           |           |           |           |           |           |            |            |            |                    |
| TIME          | 1<br>SBRT | 2<br>SBTH | 3<br>SBLT | 4<br>WBRT | 5<br>WBTH | 6<br>WBLT | 7<br>NBRT | 8<br>NBTH | 9<br>NBLT | 10<br>EBRT | 11<br>EBTH | 12<br>EBLT | TOTAL              |
| 400-500       | 58        | 665       | 98        | 60        | 200       | 302       | 127       | 869       | 50        | 68         | 61         | 25         | 2583               |
| 415-515       | 58        | 667       | 95        | 53        | 178       | 304       | 124       | 909       | 55        | 59         | 64         | 20         | 2586               |
| 430-530       | 55        | 674       | 91        | 53        | 168       | 314       | 129       | 927       | 54        | 67         | 63         | 29         | 2624               |
| 445-545       | 60        | 695       | 104       | 58        | 177       | 297       | 136       | 938       | 56        | 97         | 96         | 36         | 2750               |
| 500-600       | 98        | 678       | 112       | 61        | 193       | 301       | 142       | 978       | 60        | 142        | 142        | 65         | 2983               |



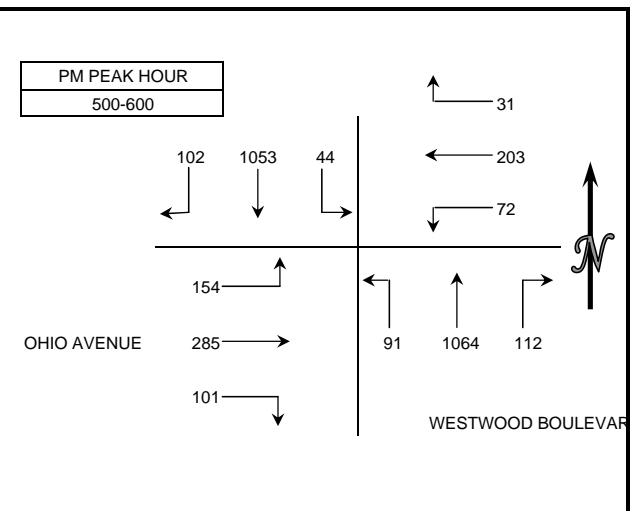
## INTERSECTION TURNING MOVEMENT COUNT SUMMARY

CLIENT: FEHR AND PEERS  
 PROJECT: WESTSIDE EXTENSION TRANSIT CORRIDOR COUNT PROGRAM  
 DATE: WEDNESDAY MAY 6, 2009  
 PERIODS: 7:00 AM TO 9:00 AM AND 4:00 PM TO 6:00 PM  
 INTERSECTION: N/S WESTWOOD BOULEVARD  
 E/W OHIO AVENUE  
 CITY: WEST LOS ANGELES

| 15 MIN COUNTS |           |           |           |           |           |           |           |           |           |            |            |            |       | 7:00 AM TO 9:00 AM |  |  |  |  |  |  |  |  |  |  |  |  |  |
|---------------|-----------|-----------|-----------|-----------|-----------|-----------|-----------|-----------|-----------|------------|------------|------------|-------|--------------------|--|--|--|--|--|--|--|--|--|--|--|--|--|
| PERIOD        | 1<br>SBRT | 2<br>SBTH | 3<br>SBLT | 4<br>WBRT | 5<br>WBTH | 6<br>WBLT | 7<br>NBRT | 8<br>NBTH | 9<br>NBLT | 10<br>EBRT | 11<br>EBTH | 12<br>EBLT | TOTAL |                    |  |  |  |  |  |  |  |  |  |  |  |  |  |
| 700-715       | 8         | 80        | 3         | 6         | 36        | 7         | 6         | 176       | 19        | 17         | 44         | 28         | 430   |                    |  |  |  |  |  |  |  |  |  |  |  |  |  |
| 715-730       | 9         | 97        | 5         | 7         | 44        | 15        | 6         | 185       | 22        | 15         | 52         | 32         | 489   |                    |  |  |  |  |  |  |  |  |  |  |  |  |  |
| 730-745       | 12        | 109       | 8         | 11        | 64        | 19        | 7         | 191       | 31        | 24         | 66         | 37         | 579   |                    |  |  |  |  |  |  |  |  |  |  |  |  |  |
| 745-800       | 16        | 111       | 8         | 12        | 74        | 16        | 9         | 241       | 44        | 17         | 77         | 46         | 671   |                    |  |  |  |  |  |  |  |  |  |  |  |  |  |
| 800-815       | 12        | 127       | 7         | 8         | 61        | 21        | 11        | 250       | 37        | 24         | 63         | 38         | 659   |                    |  |  |  |  |  |  |  |  |  |  |  |  |  |
| 815-830       | 13        | 110       | 5         | 10        | 51        | 18        | 13        | 236       | 23        | 33         | 65         | 44         | 621   |                    |  |  |  |  |  |  |  |  |  |  |  |  |  |
| 830-845       | 15        | 120       | 7         | 8         | 48        | 16        | 11        | 261       | 19        | 46         | 61         | 41         | 653   |                    |  |  |  |  |  |  |  |  |  |  |  |  |  |
| 845-900       | 13        | 126       | 3         | 4         | 63        | 18        | 12        | 278       | 24        | 33         | 70         | 41         | 685   |                    |  |  |  |  |  |  |  |  |  |  |  |  |  |
| HOOR TOTALS   |           |           |           |           |           |           |           |           |           |            |            |            |       |                    |  |  |  |  |  |  |  |  |  |  |  |  |  |
| TIME          | 1<br>SBRT | 2<br>SBTH | 3<br>SBLT | 4<br>WBRT | 5<br>WBTH | 6<br>WBLT | 7<br>NBRT | 8<br>NBTH | 9<br>NBLT | 10<br>EBRT | 11<br>EBTH | 12<br>EBLT | TOTAL |                    |  |  |  |  |  |  |  |  |  |  |  |  |  |
| 700-800       | 45        | 397       | 24        | 36        | 218       | 57        | 28        | 793       | 116       | 73         | 239        | 143        | 2169  |                    |  |  |  |  |  |  |  |  |  |  |  |  |  |
| 715-815       | 49        | 444       | 28        | 38        | 243       | 71        | 33        | 867       | 134       | 80         | 258        | 153        | 2398  |                    |  |  |  |  |  |  |  |  |  |  |  |  |  |
| 730-830       | 53        | 457       | 28        | 41        | 250       | 74        | 40        | 918       | 135       | 98         | 271        | 165        | 2530  |                    |  |  |  |  |  |  |  |  |  |  |  |  |  |
| 745-845       | 56        | 468       | 27        | 38        | 234       | 71        | 44        | 988       | 123       | 120        | 266        | 169        | 2604  |                    |  |  |  |  |  |  |  |  |  |  |  |  |  |
| 800-900       | 53        | 483       | 22        | 30        | 223       | 73        | 47        | 1025      | 103       | 136        | 259        | 164        | 2618  |                    |  |  |  |  |  |  |  |  |  |  |  |  |  |



| 15 MIN COUNTS |           |           |           |           |           |           |           |           |           |            |            |            |       | 4:00 PM TO 6:00 PM |  |  |  |  |  |  |  |  |  |  |  |  |  |
|---------------|-----------|-----------|-----------|-----------|-----------|-----------|-----------|-----------|-----------|------------|------------|------------|-------|--------------------|--|--|--|--|--|--|--|--|--|--|--|--|--|
| PERIOD        | 1<br>SBRT | 2<br>SBTH | 3<br>SBLT | 4<br>WBRT | 5<br>WBTH | 6<br>WBLT | 7<br>NBRT | 8<br>NBTH | 9<br>NBLT | 10<br>EBRT | 11<br>EBTH | 12<br>EBLT | TOTAL |                    |  |  |  |  |  |  |  |  |  |  |  |  |  |
| 400-415       | 25        | 248       | 13        | 6         | 33        | 21        | 22        | 194       | 36        | 29         | 77         | 31         | 735   |                    |  |  |  |  |  |  |  |  |  |  |  |  |  |
| 415-430       | 25        | 240       | 11        | 9         | 37        | 16        | 21        | 207       | 22        | 23         | 69         | 20         | 700   |                    |  |  |  |  |  |  |  |  |  |  |  |  |  |
| 430-445       | 18        | 225       | 10        | 8         | 41        | 18        | 33        | 228       | 32        | 28         | 55         | 25         | 721   |                    |  |  |  |  |  |  |  |  |  |  |  |  |  |
| 445-500       | 20        | 238       | 9         | 12        | 51        | 16        | 25        | 265       | 25        | 28         | 65         | 32         | 786   |                    |  |  |  |  |  |  |  |  |  |  |  |  |  |
| 500-515       | 18        | 263       | 11        | 11        | 55        | 19        | 29        | 274       | 23        | 29         | 79         | 37         | 848   |                    |  |  |  |  |  |  |  |  |  |  |  |  |  |
| 515-530       | 28        | 281       | 12        | 7         | 44        | 22        | 33        | 258       | 21        | 26         | 70         | 39         | 841   |                    |  |  |  |  |  |  |  |  |  |  |  |  |  |
| 530-545       | 31        | 264       | 10        | 7         | 44        | 14        | 26        | 253       | 22        | 27         | 75         | 35         | 808   |                    |  |  |  |  |  |  |  |  |  |  |  |  |  |
| 545-600       | 25        | 245       | 11        | 6         | 60        | 17        | 24        | 279       | 25        | 19         | 61         | 43         | 815   |                    |  |  |  |  |  |  |  |  |  |  |  |  |  |
| HOOR TOTALS   |           |           |           |           |           |           |           |           |           |            |            |            |       |                    |  |  |  |  |  |  |  |  |  |  |  |  |  |
| TIME          | 1<br>SBRT | 2<br>SBTH | 3<br>SBLT | 4<br>WBRT | 5<br>WBTH | 6<br>WBLT | 7<br>NBRT | 8<br>NBTH | 9<br>NBLT | 10<br>EBRT | 11<br>EBTH | 12<br>EBLT | TOTAL |                    |  |  |  |  |  |  |  |  |  |  |  |  |  |
| 400-500       | 88        | 951       | 43        | 35        | 162       | 71        | 101       | 894       | 115       | 108        | 266        | 108        | 2942  |                    |  |  |  |  |  |  |  |  |  |  |  |  |  |
| 415-515       | 81        | 966       | 41        | 40        | 184       | 69        | 108       | 974       | 102       | 108        | 268        | 114        | 3055  |                    |  |  |  |  |  |  |  |  |  |  |  |  |  |
| 430-530       | 84        | 1007      | 42        | 38        | 191       | 75        | 120       | 1025      | 101       | 111        | 269        | 133        | 3196  |                    |  |  |  |  |  |  |  |  |  |  |  |  |  |
| 445-545       | 97        | 1046      | 42        | 37        | 194       | 71        | 113       | 1050      | 91        | 110        | 289        | 143        | 3283  |                    |  |  |  |  |  |  |  |  |  |  |  |  |  |
| 500-600       | 102       | 1053      | 44        | 31        | 203       | 72        | 112       | 1064      | 91        | 101        | 285        | 154        | 3312  |                    |  |  |  |  |  |  |  |  |  |  |  |  |  |



City Traffic Counters  
626.256.4171

File Name : WestwSM  
Site Code : 00000000  
Start Date : 10/23/2008  
Page No : 1

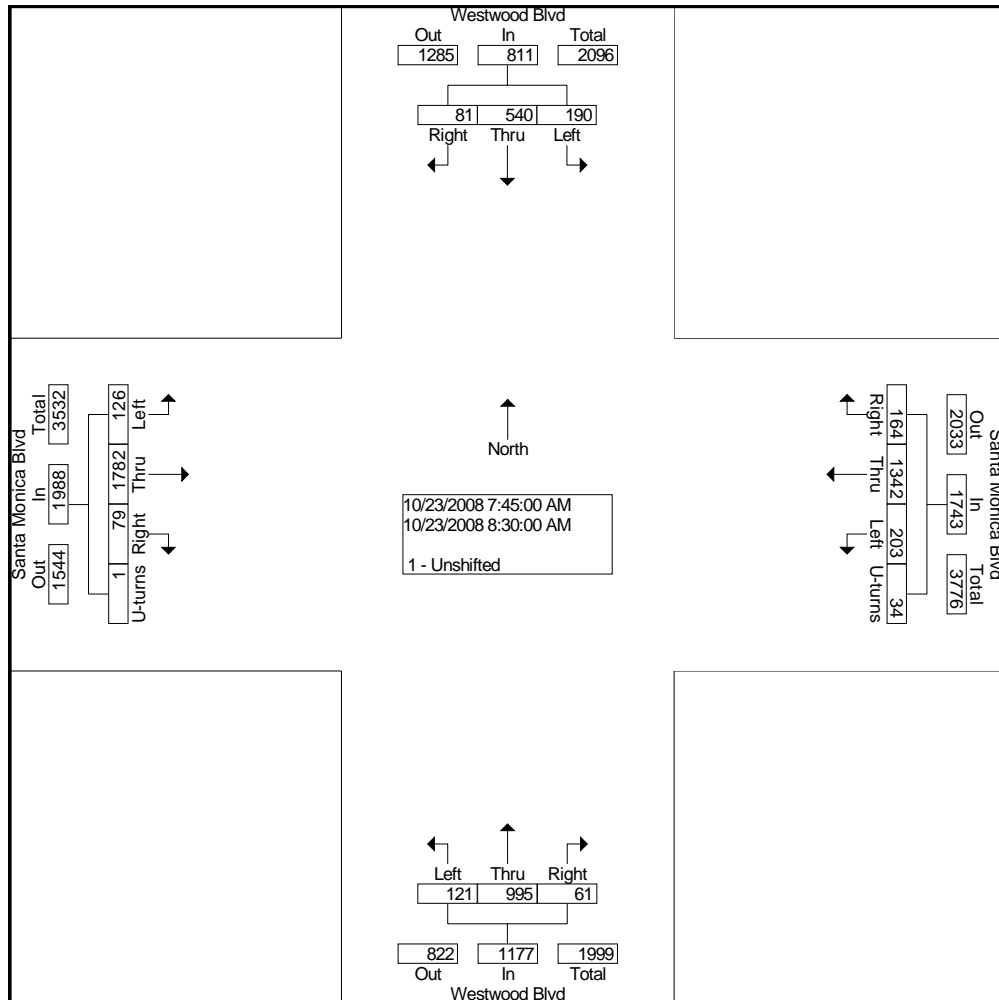
Groups Printed- 1 - Unshifted

| Start Time  | Westwood Blvd Southbound |      |       | Santa Monica Blvd Westbound |      |       |         | Westwood Blvd Northbound |      |       | Santa Monica Blvd Eastbound |      |       |         | Int. Total |
|-------------|--------------------------|------|-------|-----------------------------|------|-------|---------|--------------------------|------|-------|-----------------------------|------|-------|---------|------------|
|             | Left                     | Thru | Right | Left                        | Thru | Right | U-turns | Left                     | Thru | Right | Left                        | Thru | Right | U-turns |            |
| Factor      | 1.0                      | 1.0  | 1.0   | 1.0                         | 1.0  | 1.0   | 1.0     | 1.0                      | 1.0  | 1.0   | 1.0                         | 1.0  | 1.0   | 1.0     |            |
| 07:00 AM    | 12                       | 53   | 17    | 24                          | 252  | 25    | 2       | 14                       | 132  | 13    | 21                          | 320  | 13    | 0       | 898        |
| 07:15 AM    | 25                       | 62   | 14    | 23                          | 304  | 29    | 5       | 24                       | 164  | 26    | 19                          | 338  | 12    | 0       | 1045       |
| 07:30 AM    | 24                       | 111  | 18    | 45                          | 327  | 37    | 5       | 18                       | 198  | 13    | 27                          | 403  | 18    | 0       | 1244       |
| 07:45 AM    | 41                       | 170  | 27    | 51                          | 314  | 50    | 19      | 28                       | 302  | 13    | 25                          | 423  | 13    | 0       | 1476       |
| Total       | 102                      | 396  | 76    | 143                         | 1197 | 141   | 31      | 84                       | 796  | 65    | 92                          | 1484 | 56    | 0       | 4663       |
| 08:00 AM    | 41                       | 106  | 20    | 45                          | 337  | 34    | 8       | 26                       | 231  | 17    | 31                          | 447  | 23    | 1       | 1367       |
| 08:15 AM    | 59                       | 136  | 18    | 54                          | 336  | 35    | 3       | 39                       | 255  | 21    | 35                          | 462  | 21    | 0       | 1474       |
| 08:30 AM    | 49                       | 128  | 16    | 53                          | 355  | 45    | 4       | 28                       | 207  | 10    | 35                          | 450  | 22    | 0       | 1402       |
| 08:45 AM    | 52                       | 123  | 17    | 49                          | 341  | 47    | 6       | 27                       | 272  | 19    | 34                          | 443  | 18    | 0       | 1448       |
| Total       | 201                      | 493  | 71    | 201                         | 1369 | 161   | 21      | 120                      | 965  | 67    | 135                         | 1802 | 84    | 1       | 5691       |
| 09:00 AM    | 45                       | 111  | 14    | 41                          | 353  | 56    | 2       | 18                       | 209  | 24    | 45                          | 431  | 30    | 0       | 1379       |
| 09:15 AM    | 49                       | 145  | 23    | 31                          | 339  | 40    | 3       | 24                       | 231  | 30    | 33                          | 419  | 26    | 1       | 1394       |
| 09:30 AM    | 31                       | 119  | 15    | 39                          | 349  | 48    | 3       | 25                       | 204  | 24    | 34                          | 410  | 25    | 4       | 1330       |
| 09:45 AM    | 39                       | 139  | 35    | 36                          | 316  | 55    | 6       | 25                       | 215  | 23    | 27                          | 420  | 23    | 0       | 1359       |
| Total       | 164                      | 514  | 87    | 147                         | 1357 | 199   | 14      | 92                       | 859  | 101   | 139                         | 1680 | 104   | 5       | 5462       |
| 04:00 PM    | 45                       | 287  | 38    | 47                          | 356  | 35    | 7       | 29                       | 198  | 27    | 34                          | 334  | 51    | 0       | 1488       |
| 04:15 PM    | 41                       | 249  | 32    | 33                          | 406  | 39    | 12      | 26                       | 186  | 26    | 52                          | 365  | 36    | 2       | 1505       |
| 04:30 PM    | 47                       | 306  | 40    | 40                          | 377  | 42    | 9       | 27                       | 194  | 28    | 45                          | 367  | 20    | 1       | 1543       |
| 04:45 PM    | 46                       | 279  | 29    | 50                          | 395  | 56    | 10      | 27                       | 214  | 30    | 40                          | 371  | 29    | 2       | 1578       |
| Total       | 179                      | 1121 | 139   | 170                         | 1534 | 172   | 38      | 109                      | 792  | 111   | 171                         | 1437 | 136   | 5       | 6114       |
| 05:00 PM    | 50                       | 278  | 30    | 46                          | 345  | 60    | 7       | 28                       | 259  | 33    | 39                          | 422  | 32    | 0       | 1629       |
| 05:15 PM    | 46                       | 282  | 43    | 56                          | 378  | 60    | 9       | 30                       | 242  | 26    | 48                          | 390  | 43    | 0       | 1653       |
| 05:30 PM    | 49                       | 322  | 31    | 60                          | 320  | 62    | 9       | 27                       | 265  | 31    | 51                          | 379  | 27    | 2       | 1635       |
| 05:45 PM    | 60                       | 303  | 23    | 72                          | 285  | 68    | 8       | 24                       | 225  | 31    | 81                          | 369  | 36    | 0       | 1585       |
| Total       | 205                      | 1185 | 127   | 234                         | 1328 | 250   | 33      | 109                      | 991  | 121   | 219                         | 1560 | 138   | 2       | 6502       |
| 06:00 PM    | 62                       | 304  | 25    | 64                          | 269  | 88    | 3       | 29                       | 259  | 27    | 60                          | 419  | 21    | 0       | 1630       |
| 06:15 PM    | 50                       | 292  | 23    | 72                          | 302  | 73    | 4       | 26                       | 235  | 25    | 83                          | 428  | 35    | 1       | 1649       |
| 06:30 PM    | 44                       | 296  | 30    | 61                          | 280  | 63    | 6       | 21                       | 295  | 22    | 50                          | 429  | 37    | 1       | 1635       |
| 06:45 PM    | 46                       | 249  | 19    | 70                          | 335  | 62    | 3       | 24                       | 248  | 25    | 70                          | 415  | 30    | 0       | 1596       |
| Total       | 202                      | 1141 | 97    | 267                         | 1186 | 286   | 16      | 100                      | 1037 | 99    | 263                         | 1691 | 123   | 2       | 6510       |
| Grand Total | 1053                     | 4850 | 597   | 1162                        | 7971 | 1209  | 153     | 614                      | 5440 | 564   | 1019                        | 9654 | 641   | 15      | 34942      |
| Apprch %    | 16.2                     | 74.6 | 9.2   | 11.1                        | 76.0 | 11.5  | 1.5     | 9.3                      | 82.2 | 8.5   | 9.0                         | 85.2 | 5.7   | 0.1     |            |
| Total %     | 3.0                      | 13.9 | 1.7   | 3.3                         | 22.8 | 3.5   | 0.4     | 1.8                      | 15.6 | 1.6   | 2.9                         | 27.6 | 1.8   | 0.0     |            |

City Traffic Counters  
626.256.4171

File Name : WestwSM  
Site Code : 00000000  
Start Date : 10/23/2008  
Page No : 2

| Start Time  | Westwood Blvd Southbound |      |       |            | Santa Monica Blvd Westbound |      |       |         | Westwood Blvd Northbound |      |      |       | Santa Monica Blvd Eastbound |      |      |       |         | Int. Total |            |
|---|--------------------------|------|-------|------------|-----------------------------|------|-------|---------|--------------------------|------|------|-------|-----------------------------|------|------|-------|---------|------------|------------|
|   | Left                     | Thru | Right | App. Total | Left                        | Thru | Right | U-turns | App. Total               | Left | Thru | Right | App. Total                  | Left | Thru | Right | U-turns |            | App. Total |
| Peak Hour From 07:00 AM to 11:45 AM - Peak 1 of 1 |                          |      |       |            |                             |      |       |         |                          |      |      |       |                             |      |      |       |         |            |            |
| Intersection                                      | 07:45 AM                 |      |       |            |                             |      |       |         |                          |      |      |       |                             |      |      |       |         |            |            |
| Volume  | 190                      | 540  | 81    | 811        | 203                         | 1342 | 164   | 34      | 1743                     | 121  | 995  | 61    | 1177                        | 126  | 1782 | 79    | 1       | 1988       | 5719       |
| Percent   | 23.4                     | 66.6 | 10.0  |            | 11.6                        | 77.0 | 9.4   | 2.0     |                          | 10.3 | 84.5 | 5.2   |                             | 6.3  | 89.6 | 4.0   | 0.1     |            |            |
| 07:45 Volume                                      | 41                       | 170  | 27    | 238        | 51                          | 314  | 50    | 19      | 434                      | 28   | 302  | 13    | 343                         | 25   | 423  | 13    | 0       | 461        | 1476       |
| Peak Factor                                       | 0.969                    |      |       |            |                             |      |       |         |                          |      |      |       |                             |      |      |       |         |            |            |
| High Int. Volume                                  | 07:45 AM                 |      |       |            | 08:30 AM                    |      |       |         | 07:45 AM                 |      |      |       | 08:15 AM                    |      |      |       |         |            |            |
| Peak Factor                                       | 0.852                    |      |       |            |                             |      |       |         | 0.954                    |      |      |       | 0.858                       |      |      |       |         | 0.959      |            |

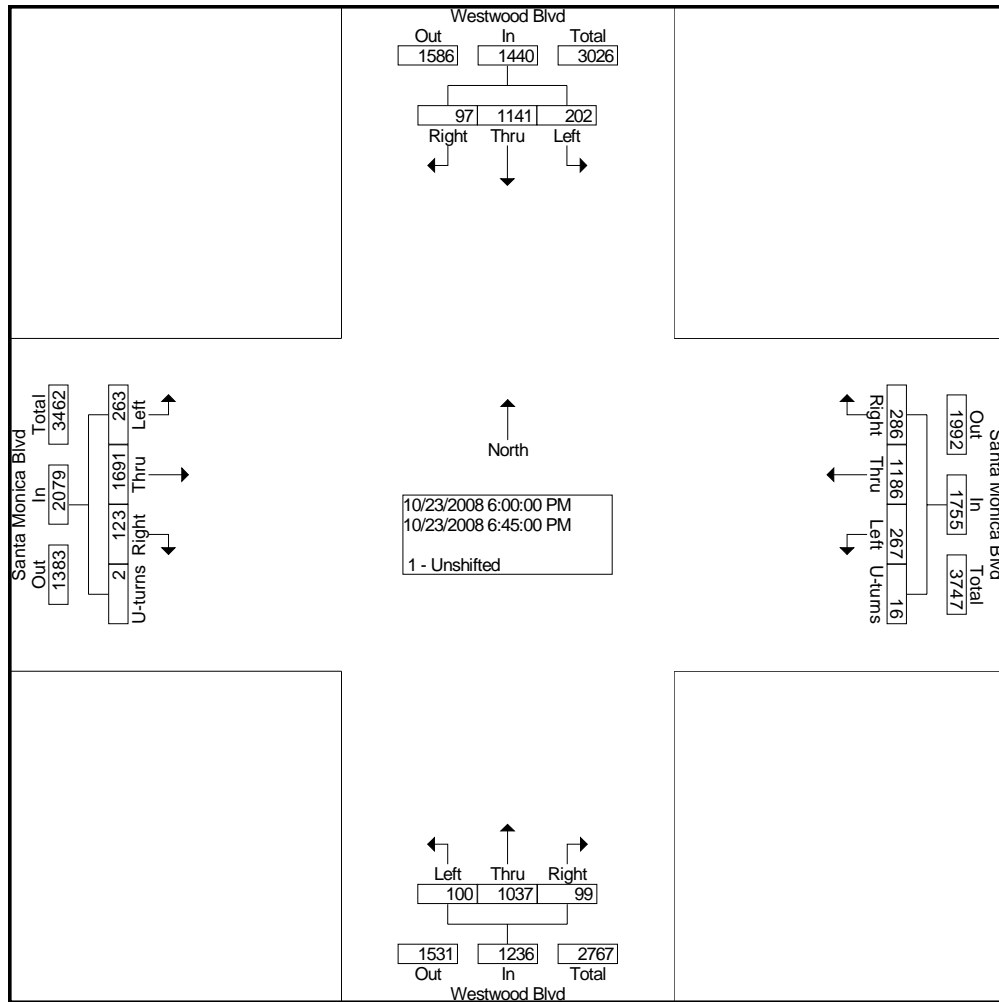


# City Traffic Counters

626.256.4171

File Name : WestwSM  
 Site Code : 00000000  
 Start Date : 10/23/2008  
 Page No : 3

| Start Time  | Westwood Blvd Southbound |      |       |            | Santa Monica Blvd Westbound |      |       |         |            | Westwood Blvd Northbound |      |       |            | Santa Monica Blvd Eastbound |      |       |         |            | Int. Total |
|---|--------------------------|------|-------|------------|-----------------------------|------|-------|---------|------------|--------------------------|------|-------|------------|-----------------------------|------|-------|---------|------------|------------|
|   | Left                     | Thru | Right | App. Total | Left                        | Thru | Right | U-turns | App. Total | Left                     | Thru | Right | App. Total | Left                        | Thru | Right | U-turns | App. Total |            |
| Peak Hour From 12:00 PM to 06:45 PM - Peak 1 of 1 |                          |      |       |            |                             |      |       |         |            |                          |      |       |            |                             |      |       |         |            |            |
| Intersection                                      | 06:00 PM                 |      |       |            |                             |      |       |         |            |                          |      |       |            |                             |      |       |         |            |            |
| Volume  | 202                      | 1141 | 97    | 1440       | 267                         | 1186 | 286   | 16      | 1755       | 100                      | 1037 | 99    | 1236       | 263                         | 1691 | 123   | 2       | 2079       | 6510       |
| Percent   | 14.0                     | 79.2 | 6.7   |            | 15.2                        | 67.6 | 16.3  | 0.9     |            | 8.1                      | 83.9 | 8.0   |            | 12.7                        | 81.3 | 5.9   | 0.1     |            |            |
| 06:15 Volume                                      | 50                       | 292  | 23    | 365        | 72                          | 302  | 73    | 4       | 451        | 26                       | 235  | 25    | 286        | 83                          | 428  | 35    | 1       | 547        | 1649       |
| Peak Factor                                       | 0.987                    |      |       |            |                             |      |       |         |            |                          |      |       |            |                             |      |       |         |            |            |
| High Int. Volume                                  | 06:00 PM                 |      |       |            | 06:45 PM                    |      |       |         |            | 06:30 PM                 |      |       |            | 06:15 PM                    |      |       |         |            |            |
| Peak Factor                                       | 62                       | 304  | 25    | 391        | 70                          | 335  | 62    | 3       | 470        | 21                       | 295  | 22    | 338        | 83                          | 428  | 35    | 1       | 547        | 0.950      |
|   | 0.921                    |      |       |            | 0.934                       |      |       |         |            | 0.914                    |      |       |            |                             |      |       |         |            |            |



City Traffic Counters  
626.256.4171

File Name : WestOlymp  
Site Code : 00000000  
Start Date : 10/23/2008  
Page No : 1

Groups Printed- Unshifted

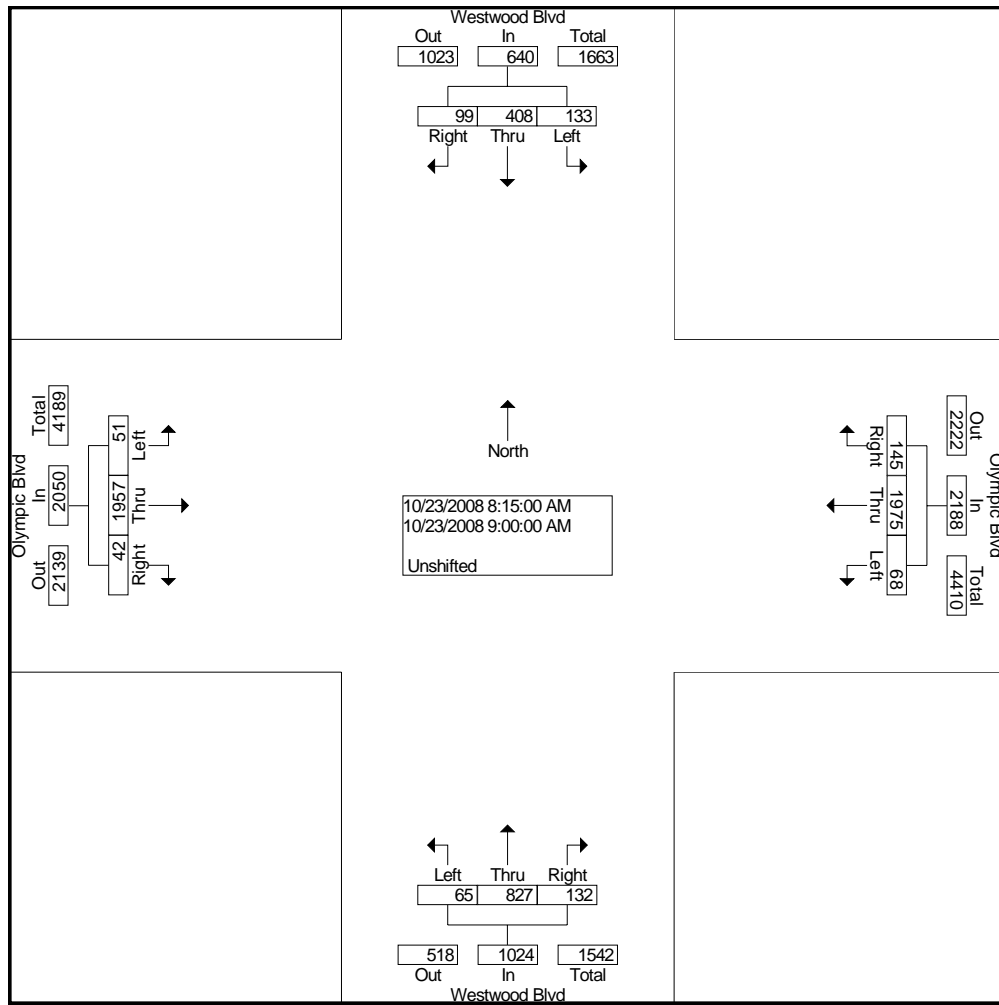
| Start Time  | Westwood Blvd Southbound |      |       | Olympic Blvd Westbound |       |       | Westwood Blvd Northbound |      |       | Olympic Blvd Eastbound |      |       | Int. Total |
|-------------|--------------------------|------|-------|------------------------|-------|-------|--------------------------|------|-------|------------------------|------|-------|------------|
|             | Left                     | Thru | Right | Left                   | Thru  | Right | Left                     | Thru | Right | Left                   | Thru | Right |            |
| Factor      | 1.0                      | 1.0  | 1.0   | 1.0                    | 1.0   | 1.0   | 1.0                      | 1.0  | 1.0   | 1.0                    | 1.0  | 1.0   |            |
| 07:00 AM    | 15                       | 45   | 5     | 7                      | 259   | 30    | 13                       | 103  | 7     | 13                     | 170  | 8     | 675        |
| 07:15 AM    | 13                       | 68   | 14    | 13                     | 371   | 37    | 16                       | 150  | 14    | 10                     | 231  | 13    | 950        |
| 07:30 AM    | 25                       | 111  | 21    | 12                     | 440   | 36    | 18                       | 187  | 22    | 18                     | 303  | 7     | 1200       |
| 07:45 AM    | 29                       | 112  | 16    | 7                      | 501   | 38    | 16                       | 223  | 23    | 18                     | 392  | 6     | 1381       |
| Total       | 82                       | 336  | 56    | 39                     | 1571  | 141   | 63                       | 663  | 66    | 59                     | 1096 | 34    | 4206       |
| 08:00 AM    | 37                       | 100  | 15    | 28                     | 465   | 31    | 18                       | 185  | 23    | 13                     | 408  | 18    | 1341       |
| 08:15 AM    | 36                       | 88   | 15    | 21                     | 479   | 38    | 8                        | 191  | 29    | 12                     | 478  | 12    | 1407       |
| 08:30 AM    | 21                       | 104  | 24    | 10                     | 512   | 38    | 18                       | 236  | 35    | 20                     | 552  | 10    | 1580       |
| 08:45 AM    | 37                       | 106  | 21    | 12                     | 498   | 24    | 25                       | 222  | 43    | 9                      | 503  | 12    | 1512       |
| Total       | 131                      | 398  | 75    | 71                     | 1954  | 131   | 69                       | 834  | 130   | 54                     | 1941 | 52    | 5840       |
| 09:00 AM    | 39                       | 110  | 39    | 25                     | 486   | 45    | 14                       | 178  | 25    | 10                     | 424  | 8     | 1403       |
| 09:15 AM    | 30                       | 106  | 16    | 15                     | 433   | 36    | 17                       | 177  | 21    | 17                     | 405  | 9     | 1282       |
| 09:30 AM    | 33                       | 92   | 22    | 18                     | 416   | 26    | 8                        | 132  | 20    | 13                     | 419  | 14    | 1213       |
| 09:45 AM    | 26                       | 111  | 16    | 16                     | 385   | 26    | 13                       | 171  | 13    | 11                     | 414  | 13    | 1215       |
| Total       | 128                      | 419  | 93    | 74                     | 1720  | 133   | 52                       | 658  | 79    | 51                     | 1662 | 44    | 5113       |
| 04:00 PM    | 54                       | 283  | 28    | 23                     | 498   | 41    | 20                       | 155  | 23    | 16                     | 405  | 26    | 1572       |
| 04:15 PM    | 46                       | 327  | 30    | 30                     | 462   | 41    | 17                       | 209  | 26    | 22                     | 367  | 14    | 1591       |
| 04:30 PM    | 50                       | 330  | 12    | 14                     | 463   | 37    | 27                       | 210  | 23    | 24                     | 378  | 22    | 1590       |
| 04:45 PM    | 59                       | 319  | 16    | 24                     | 514   | 28    | 18                       | 223  | 19    | 20                     | 388  | 25    | 1653       |
| Total       | 209                      | 1259 | 86    | 91                     | 1937  | 147   | 82                       | 797  | 91    | 82                     | 1538 | 87    | 6406       |
| 05:00 PM    | 56                       | 307  | 37    | 16                     | 525   | 41    | 18                       | 186  | 26    | 18                     | 364  | 22    | 1616       |
| 05:15 PM    | 38                       | 330  | 45    | 17                     | 628   | 27    | 9                        | 217  | 29    | 15                     | 365  | 22    | 1742       |
| 05:30 PM    | 52                       | 326  | 26    | 17                     | 610   | 29    | 18                       | 204  | 23    | 13                     | 387  | 19    | 1724       |
| 05:45 PM    | 72                       | 354  | 25    | 18                     | 598   | 38    | 19                       | 248  | 15    | 19                     | 402  | 27    | 1835       |
| Total       | 218                      | 1317 | 133   | 68                     | 2361  | 135   | 64                       | 855  | 93    | 65                     | 1518 | 90    | 6917       |
| 06:00 PM    | 51                       | 274  | 23    | 16                     | 654   | 44    | 20                       | 202  | 14    | 18                     | 393  | 14    | 1723       |
| 06:15 PM    | 71                       | 266  | 37    | 18                     | 661   | 38    | 19                       | 195  | 14    | 16                     | 381  | 17    | 1733       |
| 06:30 PM    | 63                       | 255  | 22    | 27                     | 687   | 49    | 18                       | 236  | 19    | 18                     | 374  | 26    | 1794       |
| 06:45 PM    | 44                       | 270  | 25    | 31                     | 572   | 46    | 22                       | 209  | 17    | 21                     | 357  | 24    | 1638       |
| Total       | 229                      | 1065 | 107   | 92                     | 2574  | 177   | 79                       | 842  | 64    | 73                     | 1505 | 81    | 6888       |
| Grand Total | 997                      | 4794 | 550   | 435                    | 12117 | 864   | 409                      | 4649 | 523   | 384                    | 9260 | 388   | 35370      |
| Apprch %    | 15.7                     | 75.6 | 8.7   | 3.2                    | 90.3  | 6.4   | 7.3                      | 83.3 | 9.4   | 3.8                    | 92.3 | 3.9   |            |
| Total %     | 2.8                      | 13.6 | 1.6   | 1.2                    | 34.3  | 2.4   | 1.2                      | 13.1 | 1.5   | 1.1                    | 26.2 | 1.1   |            |

# City Traffic Counters

626.256.4171

File Name : WestOlymp  
 Site Code : 00000000  
 Start Date : 10/23/2008  
 Page No : 2

| Start Time  | Westwood Blvd Southbound |      |       |            | Olympic Blvd Westbound |      |       |            | Westwood Blvd Northbound |      |       |            | Olympic Blvd Eastbound |      |       |            | Int. Total |
|---|--------------------------|------|-------|------------|------------------------|------|-------|------------|--------------------------|------|-------|------------|------------------------|------|-------|------------|------------|
|   | Left                     | Thru | Right | App. Total | Left                   | Thru | Right | App. Total | Left                     | Thru | Right | App. Total | Left                   | Thru | Right | App. Total |            |
| Peak Hour From 07:00 AM to 01:00 PM - Peak 1 of 1 |                          |      |       |            |                        |      |       |            |                          |      |       |            |                        |      |       |            |            |
| Intersection                                      | 08:15 AM                 |      |       |            |                        |      |       |            |                          |      |       |            |                        |      |       |            |            |
| Volume  | 133                      | 408  | 99    | 640        | 68                     | 1975 | 145   | 2188       | 65                       | 827  | 132   | 1024       | 51                     | 1957 | 42    | 2050       | 5902       |
| Percent   | 20.8                     | 63.8 | 15.5  |            | 3.1                    | 90.3 | 6.6   |            | 6.3                      | 80.8 | 12.9  |            | 2.5                    | 95.5 | 2.0   |            |            |
| 08:30 Volume                                      | 21                       | 104  | 24    | 149        | 10                     | 512  | 38    | 560        | 18                       | 236  | 35    | 289        | 20                     | 552  | 10    | 582        | 1580       |
| Peak Factor                                       | 0.934                    |      |       |            |                        |      |       |            |                          |      |       |            |                        |      |       |            |            |
| High Int.   | 09:00 AM                 |      |       |            | 08:30 AM               |      |       |            | 08:45 AM                 |      |       |            | 08:30 AM               |      |       |            |            |
| Volume  | 39                       | 110  | 39    | 188        | 10                     | 512  | 38    | 560        | 25                       | 222  | 43    | 290        | 20                     | 552  | 10    | 582        |            |
| Peak Factor                                       | 0.851                    |      |       |            | 0.977                  |      |       |            | 0.883                    |      |       |            | 0.881                  |      |       |            |            |

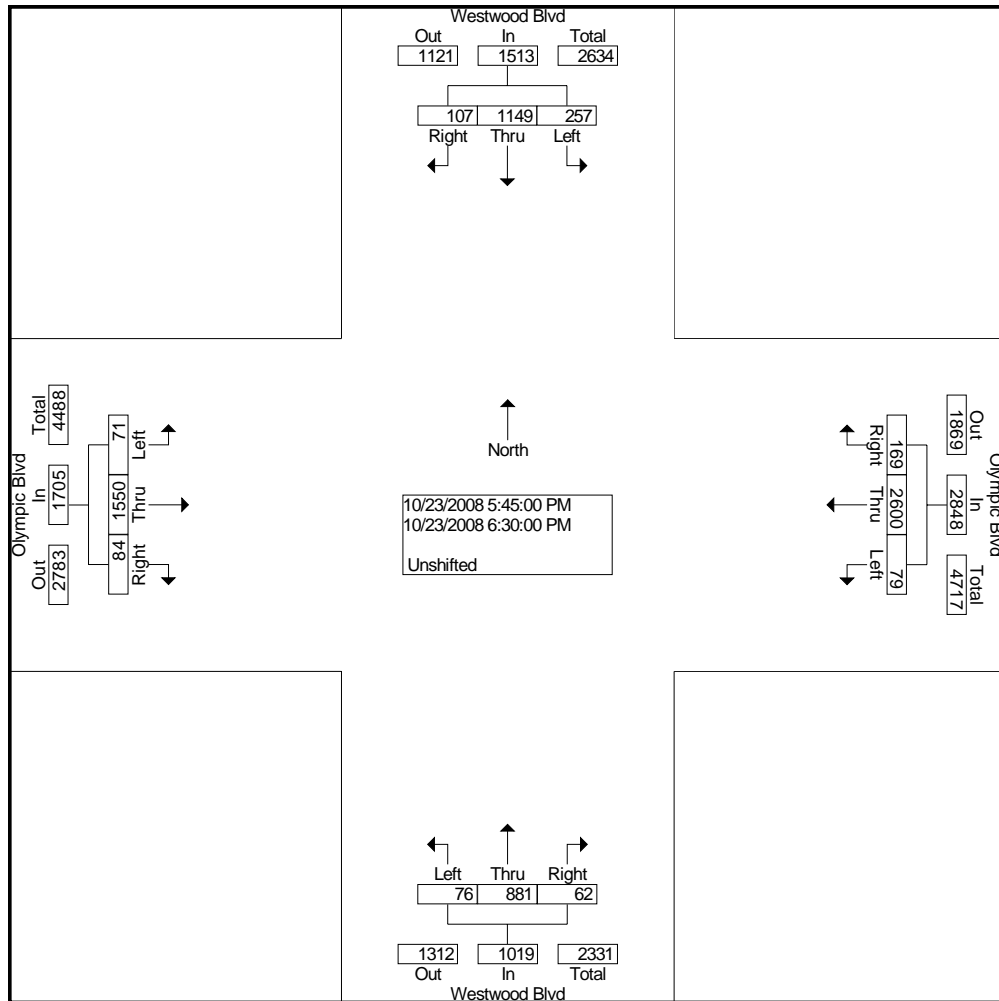




**City Traffic Counters**  
626.256.4171

File Name : WestOlymp  
Site Code : 00000000  
Start Date : 10/23/2008  
Page No : 3

| Start Time  | Westwood Blvd Southbound |      |       |            | Olympic Blvd Westbound |      |       |            | Westwood Blvd Northbound |      |       |            | Olympic Blvd Eastbound |      |       |            | Int. Total |
|---|--------------------------|------|-------|------------|------------------------|------|-------|------------|--------------------------|------|-------|------------|------------------------|------|-------|------------|------------|
|   | Left                     | Thru | Right | App. Total | Left                   | Thru | Right | App. Total | Left                     | Thru | Right | App. Total | Left                   | Thru | Right | App. Total |            |
| Peak Hour From 01:15 PM to 06:45 PM - Peak 1 of 1 |                          |      |       |            |                        |      |       |            |                          |      |       |            |                        |      |       |            |            |
| Intersection                                      | 05:45 PM                 |      |       |            |                        |      |       |            |                          |      |       |            |                        |      |       |            |            |
| Volume  | 257                      | 1149 | 107   | 1513       | 79                     | 2600 | 169   | 2848       | 76                       | 881  | 62    | 1019       | 71                     | 1550 | 84    | 1705       | 7085       |
| Percent   | 17.0                     | 75.9 | 7.1   |            | 2.8                    | 91.3 | 5.9   |            | 7.5                      | 86.5 | 6.1   |            | 4.2                    | 90.9 | 4.9   |            |            |
| 05:45 Volume                                      | 72                       | 354  | 25    | 451        | 18                     | 598  | 38    | 654        | 19                       | 248  | 15    | 282        | 19                     | 402  | 27    | 448        | 1835       |
| Peak Factor                                       | 0.965                    |      |       |            |                        |      |       |            |                          |      |       |            |                        |      |       |            |            |
| High Int.   | 05:45 PM                 |      |       |            |                        |      |       |            |                          |      |       |            |                        |      |       |            |            |
| Volume  | 72                       | 354  | 25    | 451        | 27                     | 687  | 49    | 763        | 19                       | 248  | 15    | 282        | 19                     | 402  | 27    | 448        |            |
| Peak Factor                                       | 0.839                    |      |       |            | 0.933                  |      |       |            | 0.903                    |      |       |            | 0.951                  |      |       |            |            |



City Traffic Counters  
626.256.4171

File Name : WestwPico  
Site Code : 00000000  
Start Date : 10/28/2008  
Page No : 1

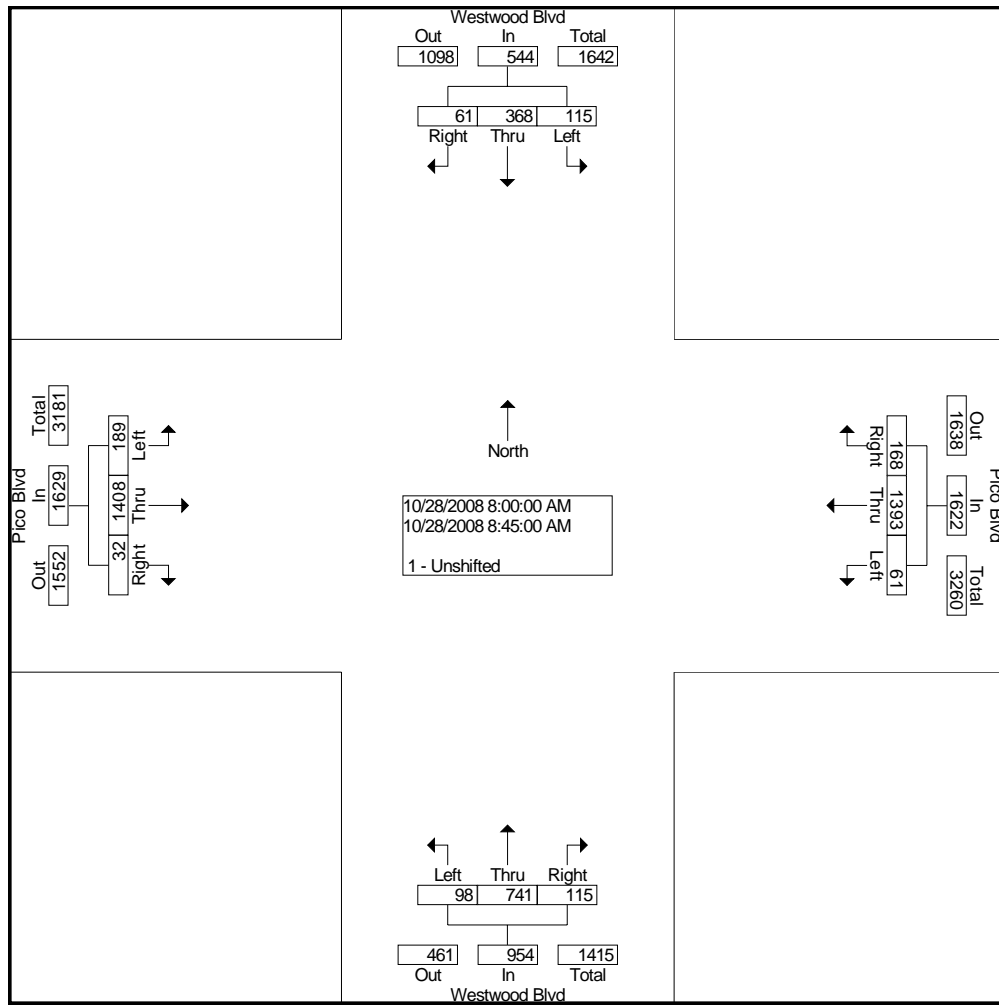
Groups Printed- 1 - Unshifted

| Start Time  | Westwood Blvd Southbound |      |       | Pico Blvd Westbound |      |       | Westwood Blvd Northbound |      |       | Pico Blvd Eastbound |      |       | Int. Total |
|-------------|--------------------------|------|-------|---------------------|------|-------|--------------------------|------|-------|---------------------|------|-------|------------|
|             | Left                     | Thru | Right | Left                | Thru | Right | Left                     | Thru | Right | Left                | Thru | Right |            |
| Factor      | 1.0                      | 1.0  | 1.0   | 1.0                 | 1.0  | 1.0   | 1.0                      | 1.0  | 1.0   | 1.0                 | 1.0  | 1.0   |            |
| 07:00 AM    | 22                       | 40   | 10    | 6                   | 160  | 48    | 14                       | 94   | 6     | 13                  | 100  | 10    | 523        |
| 07:15 AM    | 30                       | 52   | 3     | 4                   | 271  | 40    | 12                       | 119  | 11    | 15                  | 188  | 3     | 748        |
| 07:30 AM    | 26                       | 53   | 10    | 9                   | 332  | 46    | 17                       | 192  | 29    | 22                  | 172  | 10    | 918        |
| 07:45 AM    | 33                       | 84   | 14    | 9                   | 329  | 62    | 25                       | 157  | 22    | 38                  | 324  | 7     | 1104       |
| Total       | 111                      | 229  | 37    | 28                  | 1092 | 196   | 68                       | 562  | 68    | 88                  | 784  | 30    | 3293       |
| 08:00 AM    | 31                       | 80   | 16    | 24                  | 346  | 47    | 32                       | 191  | 24    | 50                  | 337  | 9     | 1187       |
| 08:15 AM    | 22                       | 106  | 13    | 13                  | 355  | 45    | 24                       | 153  | 33    | 43                  | 345  | 4     | 1156       |
| 08:30 AM    | 32                       | 107  | 15    | 16                  | 338  | 35    | 24                       | 211  | 37    | 44                  | 355  | 9     | 1223       |
| 08:45 AM    | 30                       | 75   | 17    | 8                   | 354  | 41    | 18                       | 186  | 21    | 52                  | 371  | 10    | 1183       |
| Total       | 115                      | 368  | 61    | 61                  | 1393 | 168   | 98                       | 741  | 115   | 189                 | 1408 | 32    | 4749       |
| 09:00 AM    | 41                       | 72   | 15    | 10                  | 324  | 43    | 18                       | 166  | 25    | 28                  | 370  | 9     | 1121       |
| 09:15 AM    | 30                       | 90   | 8     | 14                  | 276  | 41    | 17                       | 173  | 19    | 41                  | 332  | 11    | 1052       |
| 09:30 AM    | 33                       | 64   | 16    | 11                  | 283  | 43    | 14                       | 89   | 13    | 37                  | 257  | 7     | 867        |
| 09:45 AM    | 33                       | 62   | 17    | 16                  | 295  | 26    | 12                       | 101  | 11    | 34                  | 249  | 7     | 863        |
| Total       | 137                      | 288  | 56    | 51                  | 1178 | 153   | 61                       | 529  | 68    | 140                 | 1208 | 34    | 3903       |
| 04:00 PM    | 52                       | 232  | 34    | 53                  | 311  | 57    | 26                       | 144  | 34    | 43                  | 298  | 24    | 1308       |
| 04:15 PM    | 59                       | 201  | 27    | 48                  | 358  | 58    | 27                       | 100  | 23    | 28                  | 275  | 38    | 1242       |
| 04:30 PM    | 46                       | 195  | 38    | 44                  | 318  | 59    | 30                       | 140  | 20    | 30                  | 330  | 43    | 1293       |
| 04:45 PM    | 47                       | 209  | 25    | 64                  | 345  | 47    | 31                       | 121  | 24    | 38                  | 300  | 35    | 1286       |
| Total       | 204                      | 837  | 124   | 209                 | 1332 | 221   | 114                      | 505  | 101   | 139                 | 1203 | 140   | 5129       |
| 05:00 PM    | 42                       | 216  | 17    | 59                  | 372  | 57    | 36                       | 170  | 17    | 37                  | 336  | 30    | 1389       |
| 05:15 PM    | 46                       | 232  | 40    | 54                  | 366  | 63    | 31                       | 142  | 24    | 55                  | 309  | 34    | 1396       |
| 05:30 PM    | 39                       | 201  | 19    | 65                  | 342  | 58    | 24                       | 171  | 15    | 47                  | 339  | 31    | 1351       |
| 05:45 PM    | 35                       | 211  | 30    | 64                  | 408  | 46    | 28                       | 137  | 20    | 33                  | 320  | 26    | 1358       |
| Total       | 162                      | 860  | 106   | 242                 | 1488 | 224   | 119                      | 620  | 76    | 172                 | 1304 | 121   | 5494       |
| 06:00 PM    | 52                       | 224  | 40    | 78                  | 414  | 62    | 23                       | 144  | 21    | 39                  | 329  | 26    | 1452       |
| 06:15 PM    | 44                       | 219  | 48    | 68                  | 432  | 69    | 29                       | 114  | 20    | 40                  | 357  | 22    | 1462       |
| 06:30 PM    | 36                       | 192  | 24    | 79                  | 389  | 87    | 51                       | 159  | 23    | 44                  | 320  | 52    | 1456       |
| 06:45 PM    | 37                       | 203  | 26    | 89                  | 430  | 66    | 29                       | 114  | 22    | 59                  | 293  | 39    | 1407       |
| Total       | 169                      | 838  | 138   | 314                 | 1665 | 284   | 132                      | 531  | 86    | 182                 | 1299 | 139   | 5777       |
| Grand Total | 898                      | 3420 | 522   | 905                 | 8148 | 1246  | 592                      | 3488 | 514   | 910                 | 7206 | 496   | 28345      |
| Apprch %    | 18.6                     | 70.7 | 10.8  | 8.8                 | 79.1 | 12.1  | 12.9                     | 75.9 | 11.2  | 10.6                | 83.7 | 5.8   |            |
| Total %     | 3.2                      | 12.1 | 1.8   | 3.2                 | 28.7 | 4.4   | 2.1                      | 12.3 | 1.8   | 3.2                 | 25.4 | 1.7   |            |

**City Traffic Counters**  
626.256.4171

File Name : WestwPico  
Site Code : 00000000  
Start Date : 10/28/2008  
Page No : 2

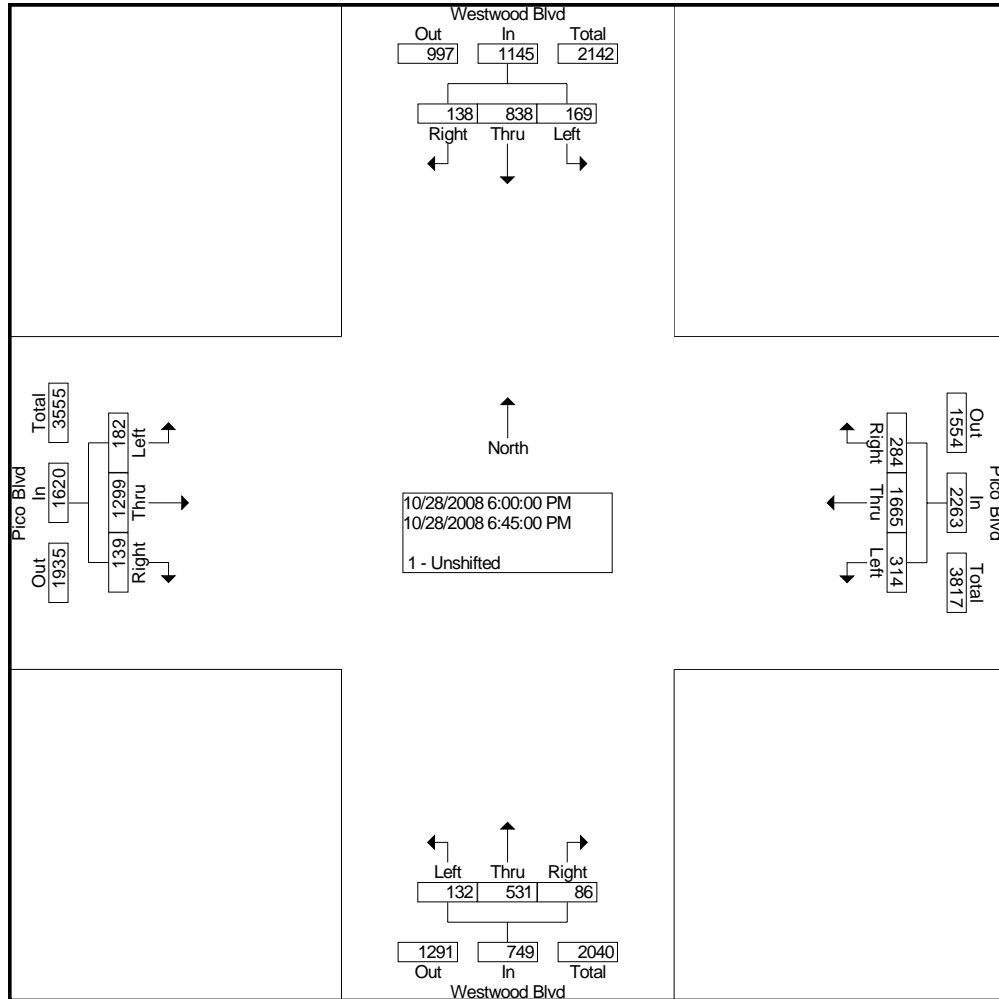
| Start Time  | Westwood Blvd Southbound |      |       |            | Pico Blvd Westbound |      |       |            | Westwood Blvd Northbound |      |       |            | Pico Blvd Eastbound |      |       |            | Int. Total |
|---|--------------------------|------|-------|------------|---------------------|------|-------|------------|--------------------------|------|-------|------------|---------------------|------|-------|------------|------------|
|   | Left                     | Thru | Right | App. Total | Left                | Thru | Right | App. Total | Left                     | Thru | Right | App. Total | Left                | Thru | Right | App. Total |            |
| Peak Hour From 07:00 AM to 01:00 PM - Peak 1 of 1 |                          |      |       |            |                     |      |       |            |                          |      |       |            |                     |      |       |            |            |
| Intersection                                      | 08:00 AM                 |      |       |            |                     |      |       |            |                          |      |       |            |                     |      |       |            |            |
| Volume  | 115                      | 368  | 61    | 544        | 61                  | 1393 | 168   | 1622       | 98                       | 741  | 115   | 954        | 189                 | 1408 | 32    | 1629       | 4749       |
| Percent   | 21.1                     | 67.6 | 11.2  |            | 3.8                 | 85.9 | 10.4  |            | 10.3                     | 77.7 | 12.1  |            | 11.6                | 86.4 | 2.0   |            |            |
| 08:30 Volume                                      | 32                       | 107  | 15    | 154        | 16                  | 338  | 35    | 389        | 24                       | 211  | 37    | 272        | 44                  | 355  | 9     | 408        | 1223       |
| Peak Factor                                       | 0.971                    |      |       |            |                     |      |       |            |                          |      |       |            |                     |      |       |            |            |
| High Int.   | 08:30 AM                 |      |       |            |                     |      |       |            |                          |      |       |            |                     |      |       |            |            |
| Volume  | 32                       | 107  | 15    | 154        | 08:00 AM            |      |       |            | 08:30 AM                 |      |       |            | 08:45 AM            |      |       |            |            |
| Peak Factor                                       |                          |      |       | 0.883      | 24                  | 346  | 47    | 417        | 24                       | 211  | 37    | 272        | 52                  | 371  | 10    | 433        | 0.941      |
|   |                          |      |       |            |                     |      |       | 0.972      |                          |      |       | 0.877      |                     |      |       |            |            |



City Traffic Counters  
626.256.4171

File Name : WestwPico  
Site Code : 00000000  
Start Date : 10/28/2008  
Page No : 3

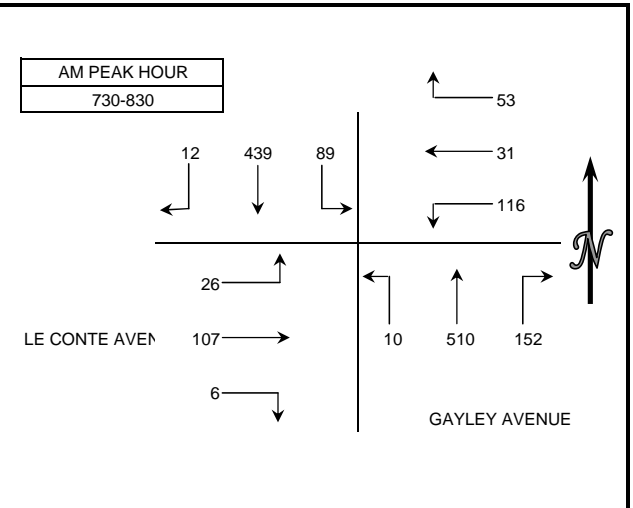
| Start Time  | Westwood Blvd Southbound |      |       |            | Pico Blvd Westbound |      |       |            | Westwood Blvd Northbound |      |       |            | Pico Blvd Eastbound |      |       |            | Int. Total |  |  |  |
|---|--------------------------|------|-------|------------|---------------------|------|-------|------------|--------------------------|------|-------|------------|---------------------|------|-------|------------|------------|--|--|--|
|   | Left                     | Thru | Right | App. Total | Left                | Thru | Right | App. Total | Left                     | Thru | Right | App. Total | Left                | Thru | Right | App. Total |            |  |  |  |
| Peak Hour From 01:15 PM to 06:45 PM - Peak 1 of 1 |                          |      |       |            |                     |      |       |            |                          |      |       |            |                     |      |       |            |            |  |  |  |
| Intersection                                      | 06:00 PM                 |      |       |            |                     |      |       |            |                          |      |       |            |                     |      |       |            |            |  |  |  |
| Volume  | 169                      | 838  | 138   | 1145       | 314                 | 1665 | 284   | 2263       | 132                      | 531  | 86    | 749        | 182                 | 1299 | 139   | 1620       | 5777       |  |  |  |
| Percent   | 14.8                     | 73.2 | 12.1  |            | 13.9                | 73.6 | 12.5  |            | 17.6                     | 70.9 | 11.5  |            | 11.2                | 80.2 | 8.6   |            |            |  |  |  |
| 06:15   |                          |      |       |            |                     |      |       |            |                          |      |       |            |                     |      |       |            |            |  |  |  |
| Volume  | 44                       | 219  | 48    | 311        | 68                  | 432  | 69    | 569        | 29                       | 114  | 20    | 163        | 40                  | 357  | 22    | 419        | 1462       |  |  |  |
| Peak Factor                                       |                          |      |       |            |                     |      |       |            |                          |      |       |            |                     |      |       |            |            |  |  |  |
| High Int.   | 06:00 PM                 |      |       |            |                     |      |       |            |                          |      |       |            |                     |      |       |            |            |  |  |  |
| Volume  | 52                       | 224  | 40    | 316        | 06:45 PM            |      |       |            | 06:30 PM                 |      |       |            | 06:15 PM            |      |       |            |            |  |  |  |
| Peak Factor                                       | 0.906                    |      |       |            |                     |      |       |            | 0.967                    |      |       |            | 0.804               |      |       |            | 0.967      |  |  |  |



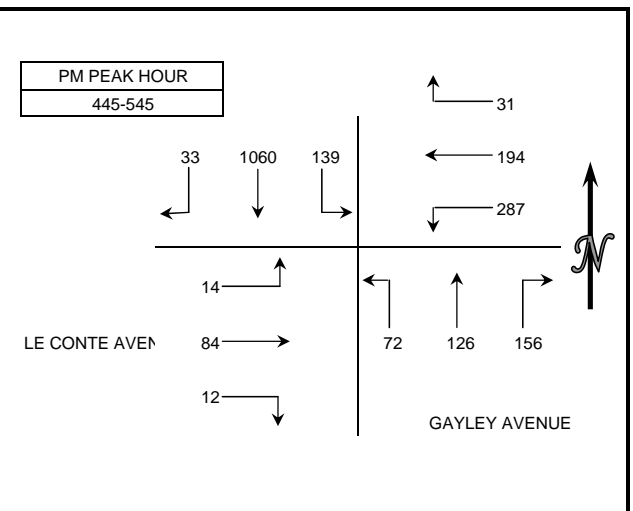
## INTERSECTION TURNING MOVEMENT COUNT SUMMARY

CLIENT: FEHR AND PEERS  
 PROJECT: WESTSIDE EXTENSION TRANSIT CORRIDOR COUNT PROGRAM  
 DATE: WEDNESDAY MAY 6, 2009  
 PERIODS: 7:00 AM TO 9:00 AM AND 4:00 PM TO 6:00 PM  
 INTERSECTION: N/S GAYLEY AVENUE  
 E/W LE CONTE AVENUE  
 CITY: WEST LOS ANGELES

| 15 MIN COUNTS |           |           |           |           |           |           |           |           |           |            |            |            | 7:00 AM TO 9:00 AM |
|---------------|-----------|-----------|-----------|-----------|-----------|-----------|-----------|-----------|-----------|------------|------------|------------|--------------------|
| PERIOD        | 1<br>SBRT | 2<br>SBTH | 3<br>SBLT | 4<br>WBRT | 5<br>WBTH | 6<br>WBLT | 7<br>NBRT | 8<br>NBTH | 9<br>NBLT | 10<br>EBRT | 11<br>EBTH | 12<br>EBLT | TOTAL              |
| 700-715       | 4         | 91        | 20        | 13        | 6         | 20        | 23        | 112       | 0         | 2          | 18         | 6          | 315                |
| 715-730       | 1         | 102       | 11        | 14        | 5         | 22        | 33        | 125       | 0         | 3          | 17         | 5          | 338                |
| 730-745       | 5         | 120       | 17        | 17        | 4         | 27        | 37        | 134       | 3         | 1          | 20         | 9          | 394                |
| 745-800       | 2         | 128       | 24        | 12        | 6         | 31        | 40        | 136       | 2         | 0          | 25         | 6          | 412                |
| 800-815       | 2         | 101       | 27        | 12        | 9         | 31        | 39        | 127       | 2         | 3          | 36         | 5          | 394                |
| 815-830       | 3         | 90        | 21        | 12        | 12        | 27        | 36        | 113       | 3         | 2          | 26         | 6          | 351                |
| 830-845       | 1         | 94        | 21        | 10        | 9         | 32        | 38        | 103       | 1         | 7          | 27         | 8          | 351                |
| 845-900       | 2         | 95        | 33        | 10        | 7         | 26        | 34        | 95        | 9         | 2          | 29         | 6          | 348                |
| HOUR TOTALS   |           |           |           |           |           |           |           |           |           |            |            |            |                    |
| TIME          | 1<br>SBRT | 2<br>SBTH | 3<br>SBLT | 4<br>WBRT | 5<br>WBTH | 6<br>WBLT | 7<br>NBRT | 8<br>NBTH | 9<br>NBLT | 10<br>EBRT | 11<br>EBTH | 12<br>EBLT | TOTAL              |
| 700-800       | 12        | 441       | 72        | 56        | 21        | 100       | 133       | 507       | 5         | 6          | 80         | 26         | 1459               |
| 715-815       | 10        | 451       | 79        | 55        | 24        | 111       | 149       | 522       | 7         | 7          | 98         | 25         | 1538               |
| 730-830       | 12        | 439       | 89        | 53        | 31        | 116       | 152       | 510       | 10        | 6          | 107        | 26         | 1551               |
| 745-845       | 8         | 413       | 93        | 46        | 36        | 121       | 153       | 479       | 8         | 12         | 114        | 25         | 1508               |
| 800-900       | 8         | 380       | 102       | 44        | 37        | 116       | 147       | 438       | 15        | 14         | 118        | 25         | 1444               |



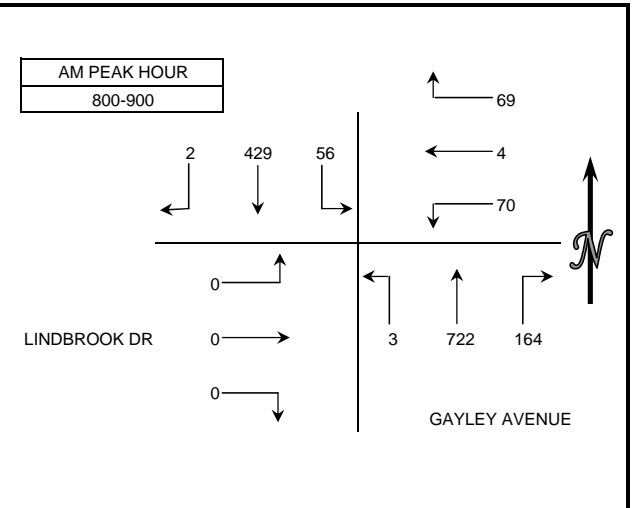
| 15 MIN COUNTS |           |           |           |           |           |           |           |           |           |            |            |            | 4:00 PM TO 6:00 PM |
|---------------|-----------|-----------|-----------|-----------|-----------|-----------|-----------|-----------|-----------|------------|------------|------------|--------------------|
| PERIOD        | 1<br>SBRT | 2<br>SBTH | 3<br>SBLT | 4<br>WBRT | 5<br>WBTH | 6<br>WBLT | 7<br>NBRT | 8<br>NBTH | 9<br>NBLT | 10<br>EBRT | 11<br>EBTH | 12<br>EBLT | TOTAL              |
| 400-415       | 13        | 208       | 27        | 3         | 33        | 65        | 31        | 42        | 11        | 2          | 16         | 9          | 460                |
| 415-430       | 13        | 219       | 25        | 7         | 43        | 63        | 37        | 43        | 17        | 2          | 15         | 7          | 491                |
| 430-445       | 10        | 228       | 22        | 7         | 37        | 59        | 34        | 36        | 15        | 6          | 19         | 7          | 480                |
| 445-500       | 8         | 250       | 24        | 4         | 41        | 64        | 35        | 38        | 16        | 3          | 18         | 4          | 505                |
| 500-515       | 7         | 267       | 30        | 5         | 52        | 70        | 32        | 42        | 16        | 3          | 21         | 5          | 550                |
| 515-530       | 9         | 277       | 42        | 10        | 55        | 80        | 40        | 24        | 19        | 3          | 26         | 2          | 587                |
| 530-545       | 9         | 266       | 43        | 12        | 46        | 73        | 49        | 22        | 21        | 3          | 19         | 3          | 566                |
| 545-600       | 9         | 228       | 37        | 10        | 37        | 56        | 43        | 13        | 13        | 2          | 17         | 1          | 466                |
| HOUR TOTALS   |           |           |           |           |           |           |           |           |           |            |            |            |                    |
| TIME          | 1<br>SBRT | 2<br>SBTH | 3<br>SBLT | 4<br>WBRT | 5<br>WBTH | 6<br>WBLT | 7<br>NBRT | 8<br>NBTH | 9<br>NBLT | 10<br>EBRT | 11<br>EBTH | 12<br>EBLT | TOTAL              |
| 400-500       | 44        | 905       | 98        | 21        | 154       | 251       | 137       | 159       | 59        | 13         | 68         | 27         | 1936               |
| 415-515       | 38        | 964       | 101       | 23        | 173       | 256       | 138       | 159       | 64        | 14         | 73         | 23         | 2026               |
| 430-530       | 34        | 1022      | 118       | 26        | 185       | 273       | 141       | 140       | 66        | 15         | 84         | 18         | 2122               |
| 445-545       | 33        | 1060      | 139       | 31        | 194       | 287       | 156       | 126       | 72        | 12         | 84         | 14         | 2208               |
| 500-600       | 34        | 1038      | 152       | 37        | 190       | 279       | 164       | 101       | 69        | 11         | 83         | 11         | 2169               |



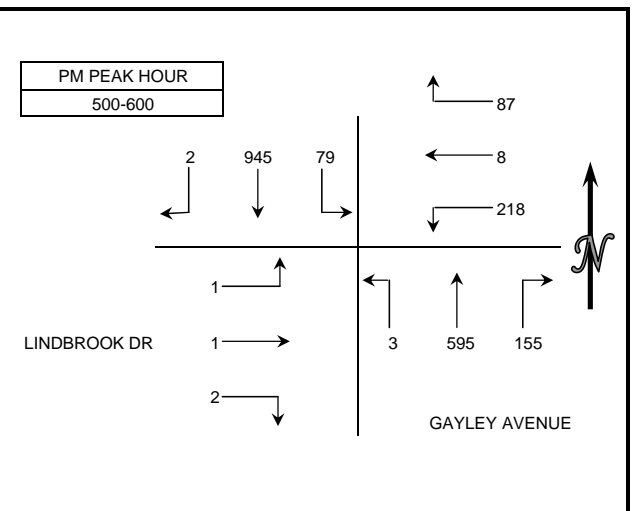
## INTERSECTION TURNING MOVEMENT COUNT SUMMARY

CLIENT: FEHR AND PEERS  
 PROJECT: WESTSIDE EXTENSION TRANSIT CORRIDOR COUNT PROGRAM  
 DATE: THURSDAY MAY 7, 2009  
 PERIODS: 7:00 AM TO 9:00 AM AND 4:00 PM TO 6:00 PM  
 INTERSECTION: N/S GAYLEY AVENUE  
 E/W LINDBROOK DRIVE  
 CITY: WEST LOS ANGELES

| 15 MIN COUNTS |           |           |           |           |           |           |           |           |           |            |            |            | 7:00 AM TO 9:00 AM |
|---------------|-----------|-----------|-----------|-----------|-----------|-----------|-----------|-----------|-----------|------------|------------|------------|--------------------|
| PERIOD        | 1<br>SBRT | 2<br>SBTH | 3<br>SBLT | 4<br>WBRT | 5<br>WBTH | 6<br>WBLT | 7<br>NBRT | 8<br>NBTH | 9<br>NBLT | 10<br>EBRT | 11<br>EBTH | 12<br>EBLT | TOTAL              |
| 700-715       | 0         | 96        | 10        | 14        | 2         | 13        | 26        | 170       | 1         | 0          | 0          | 1          | 333                |
| 715-730       | 0         | 99        | 10        | 16        | 0         | 12        | 31        | 165       | 2         | 1          | 1          | 0          | 337                |
| 730-745       | 0         | 107       | 13        | 12        | 0         | 13        | 28        | 180       | 1         | 0          | 0          | 0          | 354                |
| 745-800       | 0         | 113       | 17        | 12        | 0         | 15        | 33        | 189       | 1         | 0          | 0          | 0          | 380                |
| 800-815       | 0         | 112       | 13        | 20        | 1         | 13        | 39        | 178       | 1         | 0          | 0          | 0          | 377                |
| 815-830       | 1         | 100       | 14        | 20        | 2         | 20        | 38        | 169       | 0         | 0          | 0          | 0          | 364                |
| 830-845       | 0         | 109       | 13        | 17        | 1         | 18        | 45        | 183       | 1         | 0          | 0          | 0          | 387                |
| 845-900       | 1         | 108       | 16        | 12        | 0         | 19        | 42        | 192       | 1         | 0          | 0          | 0          | 391                |
| HOUR TOTALS   |           |           |           |           |           |           |           |           |           |            |            |            |                    |
| TIME          | 1<br>SBRT | 2<br>SBTH | 3<br>SBLT | 4<br>WBRT | 5<br>WBTH | 6<br>WBLT | 7<br>NBRT | 8<br>NBTH | 9<br>NBLT | 10<br>EBRT | 11<br>EBTH | 12<br>EBLT | TOTAL              |
| 700-800       | 0         | 415       | 50        | 54        | 2         | 53        | 118       | 704       | 5         | 1          | 1          | 1          | 1404               |
| 715-815       | 0         | 431       | 53        | 60        | 1         | 53        | 131       | 712       | 5         | 1          | 1          | 0          | 1448               |
| 730-830       | 1         | 432       | 57        | 64        | 3         | 61        | 138       | 716       | 3         | 0          | 0          | 0          | 1475               |
| 745-845       | 1         | 434       | 57        | 69        | 4         | 66        | 155       | 719       | 3         | 0          | 0          | 0          | 1508               |
| 800-900       | 2         | 429       | 56        | 69        | 4         | 70        | 164       | 722       | 3         | 0          | 0          | 0          | 1519               |



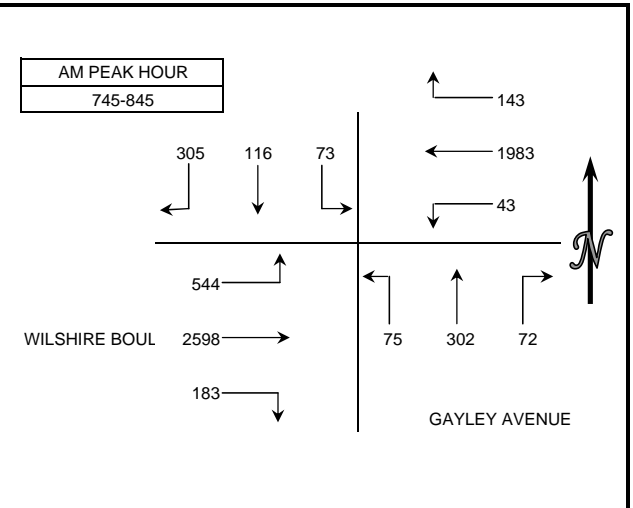
| 15 MIN COUNTS |           |           |           |           |           |           |           |           |           |            |            |            | 4:00 PM TO 6:00 PM |
|---------------|-----------|-----------|-----------|-----------|-----------|-----------|-----------|-----------|-----------|------------|------------|------------|--------------------|
| PERIOD        | 1<br>SBRT | 2<br>SBTH | 3<br>SBLT | 4<br>WBRT | 5<br>WBTH | 6<br>WBLT | 7<br>NBRT | 8<br>NBTH | 9<br>NBLT | 10<br>EBRT | 11<br>EBTH | 12<br>EBLT | TOTAL              |
| 400-415       | 2         | 233       | 11        | 23        | 7         | 44        | 31        | 125       | 1         | 1          | 0          | 0          | 478                |
| 415-430       | 0         | 257       | 20        | 24        | 0         | 42        | 35        | 122       | 1         | 1          | 0          | 0          | 502                |
| 430-445       | 2         | 234       | 17        | 17        | 0         | 48        | 33        | 122       | 0         | 1          | 0          | 0          | 474                |
| 445-500       | 1         | 242       | 17        | 23        | 0         | 43        | 32        | 131       | 1         | 0          | 0          | 0          | 490                |
| 500-515       | 1         | 239       | 21        | 20        | 8         | 48        | 31        | 141       | 2         | 1          | 0          | 0          | 512                |
| 515-530       | 0         | 245       | 19        | 20        | 0         | 62        | 45        | 140       | 0         | 0          | 1          | 0          | 532                |
| 530-545       | 1         | 226       | 15        | 25        | 0         | 57        | 45        | 151       | 1         | 1          | 0          | 0          | 522                |
| 545-600       | 0         | 235       | 24        | 22        | 0         | 51        | 34        | 163       | 0         | 0          | 0          | 1          | 530                |
| HOUR TOTALS   |           |           |           |           |           |           |           |           |           |            |            |            |                    |
| TIME          | 1<br>SBRT | 2<br>SBTH | 3<br>SBLT | 4<br>WBRT | 5<br>WBTH | 6<br>WBLT | 7<br>NBRT | 8<br>NBTH | 9<br>NBLT | 10<br>EBRT | 11<br>EBTH | 12<br>EBLT | TOTAL              |
| 400-500       | 5         | 966       | 65        | 87        | 7         | 177       | 131       | 500       | 3         | 3          | 0          | 0          | 1944               |
| 415-515       | 4         | 972       | 75        | 84        | 8         | 181       | 131       | 516       | 4         | 3          | 0          | 0          | 1978               |
| 430-530       | 4         | 960       | 74        | 80        | 8         | 201       | 141       | 534       | 3         | 2          | 1          | 0          | 2008               |
| 445-545       | 3         | 952       | 72        | 88        | 8         | 210       | 153       | 563       | 4         | 2          | 1          | 0          | 2056               |
| 500-600       | 2         | 945       | 79        | 87        | 8         | 218       | 155       | 595       | 3         | 2          | 1          | 1          | 2096               |



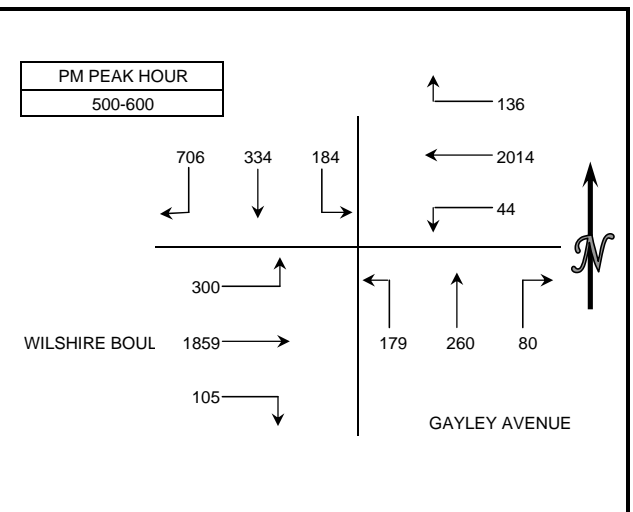
## INTERSECTION TURNING MOVEMENT COUNT SUMMARY

CLIENT: FEHR AND PEERS  
 PROJECT: WESTSIDE EXTENSION TRANSIT CORRIDOR COUNT PROGRAM  
 DATE: WEDNESDAY MAY 20, 2009  
 PERIODS: 7:00 AM TO 9:00 AM AND 4:00 PM TO 6:00 PM  
 INTERSECTION: N/S GAYLEY AVENUE  
 E/W WILSHIRE BOULEVARD  
 CITY: WEST LOS ANGELES

| 15 MIN COUNTS |           |           |           |           |           |           |           |           |           |            |            |            |       | 7:00 AM TO 9:00 AM |  |  |  |  |  |  |  |  |  |  |  |  |  |
|---------------|-----------|-----------|-----------|-----------|-----------|-----------|-----------|-----------|-----------|------------|------------|------------|-------|--------------------|--|--|--|--|--|--|--|--|--|--|--|--|--|
| PERIOD        | 1<br>SBRT | 2<br>SBTH | 3<br>SBLT | 4<br>WBRT | 5<br>WBTH | 6<br>WBLT | 7<br>NBRT | 8<br>NBTH | 9<br>NBLT | 10<br>EBRT | 11<br>EBTH | 12<br>EBLT | TOTAL |                    |  |  |  |  |  |  |  |  |  |  |  |  |  |
| 700-715       | 72        | 18        | 11        | 26        | 354       | 9         | 9         | 42        | 11        | 33         | 499        | 121        | 1205  |                    |  |  |  |  |  |  |  |  |  |  |  |  |  |
| 715-730       | 62        | 24        | 17        | 20        | 408       | 9         | 7         | 54        | 16        | 41         | 573        | 132        | 1363  |                    |  |  |  |  |  |  |  |  |  |  |  |  |  |
| 730-745       | 88        | 30        | 16        | 35        | 524       | 8         | 16        | 65        | 21        | 37         | 600        | 137        | 1577  |                    |  |  |  |  |  |  |  |  |  |  |  |  |  |
| 745-800       | 88        | 32        | 10        | 31        | 517       | 10        | 20        | 86        | 18        | 45         | 719        | 141        | 1717  |                    |  |  |  |  |  |  |  |  |  |  |  |  |  |
| 800-815       | 84        | 27        | 14        | 39        | 488       | 7         | 17        | 77        | 20        | 53         | 681        | 144        | 1651  |                    |  |  |  |  |  |  |  |  |  |  |  |  |  |
| 815-830       | 62        | 28        | 22        | 33        | 428       | 12        | 18        | 64        | 17        | 37         | 556        | 123        | 1400  |                    |  |  |  |  |  |  |  |  |  |  |  |  |  |
| 830-845       | 71        | 29        | 27        | 40        | 550       | 14        | 17        | 75        | 20        | 48         | 642        | 136        | 1669  |                    |  |  |  |  |  |  |  |  |  |  |  |  |  |
| 845-900       | 79        | 29        | 35        | 31        | 499       | 13        | 12        | 64        | 14        | 44         | 660        | 149        | 1629  |                    |  |  |  |  |  |  |  |  |  |  |  |  |  |
| HOUR TOTALS   |           |           |           |           |           |           |           |           |           |            |            |            |       |                    |  |  |  |  |  |  |  |  |  |  |  |  |  |
| TIME          | 1<br>SBRT | 2<br>SBTH | 3<br>SBLT | 4<br>WBRT | 5<br>WBTH | 6<br>WBLT | 7<br>NBRT | 8<br>NBTH | 9<br>NBLT | 10<br>EBRT | 11<br>EBTH | 12<br>EBLT | TOTAL |                    |  |  |  |  |  |  |  |  |  |  |  |  |  |
| 700-800       | 310       | 104       | 54        | 112       | 1803      | 36        | 52        | 247       | 66        | 156        | 2391       | 531        | 5862  |                    |  |  |  |  |  |  |  |  |  |  |  |  |  |
| 715-815       | 322       | 113       | 57        | 125       | 1937      | 34        | 60        | 282       | 75        | 176        | 2573       | 554        | 6308  |                    |  |  |  |  |  |  |  |  |  |  |  |  |  |
| 730-830       | 322       | 117       | 62        | 138       | 1957      | 37        | 71        | 292       | 76        | 172        | 2556       | 545        | 6345  |                    |  |  |  |  |  |  |  |  |  |  |  |  |  |
| 745-845       | 305       | 116       | 73        | 143       | 1983      | 43        | 72        | 302       | 75        | 183        | 2598       | 544        | 6437  |                    |  |  |  |  |  |  |  |  |  |  |  |  |  |
| 800-900       | 296       | 113       | 98        | 143       | 1965      | 46        | 64        | 280       | 71        | 182        | 2539       | 552        | 6349  |                    |  |  |  |  |  |  |  |  |  |  |  |  |  |



| 15 MIN COUNTS |           |           |           |           |           |           |           |           |           |            |            |            |       | 4:00 PM TO 6:00 PM |  |  |  |  |  |  |  |  |  |  |  |  |  |
|---------------|-----------|-----------|-----------|-----------|-----------|-----------|-----------|-----------|-----------|------------|------------|------------|-------|--------------------|--|--|--|--|--|--|--|--|--|--|--|--|--|
| PERIOD        | 1<br>SBRT | 2<br>SBTH | 3<br>SBLT | 4<br>WBRT | 5<br>WBTH | 6<br>WBLT | 7<br>NBRT | 8<br>NBTH | 9<br>NBLT | 10<br>EBRT | 11<br>EBTH | 12<br>EBLT | TOTAL |                    |  |  |  |  |  |  |  |  |  |  |  |  |  |
| 400-415       | 163       | 75        | 40        | 29        | 546       | 10        | 19        | 48        | 36        | 18         | 493        | 61         | 1538  |                    |  |  |  |  |  |  |  |  |  |  |  |  |  |
| 415-430       | 177       | 69        | 55        | 27        | 495       | 12        | 18        | 43        | 39        | 18         | 482        | 70         | 1505  |                    |  |  |  |  |  |  |  |  |  |  |  |  |  |
| 430-445       | 164       | 78        | 56        | 30        | 467       | 9         | 26        | 59        | 45        | 12         | 441        | 75         | 1462  |                    |  |  |  |  |  |  |  |  |  |  |  |  |  |
| 445-500       | 157       | 63        | 43        | 30        | 491       | 12        | 17        | 66        | 39        | 22         | 457        | 71         | 1468  |                    |  |  |  |  |  |  |  |  |  |  |  |  |  |
| 500-515       | 174       | 86        | 35        | 35        | 514       | 15        | 24        | 71        | 40        | 36         | 436        | 72         | 1538  |                    |  |  |  |  |  |  |  |  |  |  |  |  |  |
| 515-530       | 192       | 91        | 52        | 33        | 535       | 12        | 14        | 63        | 40        | 23         | 473        | 83         | 1611  |                    |  |  |  |  |  |  |  |  |  |  |  |  |  |
| 530-545       | 167       | 82        | 52        | 29        | 463       | 8         | 26        | 58        | 50        | 24         | 499        | 75         | 1533  |                    |  |  |  |  |  |  |  |  |  |  |  |  |  |
| 545-600       | 173       | 75        | 45        | 39        | 502       | 9         | 16        | 68        | 49        | 22         | 451        | 70         | 1519  |                    |  |  |  |  |  |  |  |  |  |  |  |  |  |
| HOUR TOTALS   |           |           |           |           |           |           |           |           |           |            |            |            |       |                    |  |  |  |  |  |  |  |  |  |  |  |  |  |
| TIME          | 1<br>SBRT | 2<br>SBTH | 3<br>SBLT | 4<br>WBRT | 5<br>WBTH | 6<br>WBLT | 7<br>NBRT | 8<br>NBTH | 9<br>NBLT | 10<br>EBRT | 11<br>EBTH | 12<br>EBLT | TOTAL |                    |  |  |  |  |  |  |  |  |  |  |  |  |  |
| 400-500       | 661       | 285       | 194       | 116       | 1999      | 43        | 80        | 216       | 159       | 70         | 1873       | 277        | 5973  |                    |  |  |  |  |  |  |  |  |  |  |  |  |  |
| 415-515       | 672       | 296       | 189       | 122       | 1967      | 48        | 85        | 239       | 163       | 88         | 1816       | 288        | 5973  |                    |  |  |  |  |  |  |  |  |  |  |  |  |  |
| 430-530       | 687       | 318       | 186       | 128       | 2007      | 48        | 81        | 259       | 164       | 93         | 1807       | 301        | 6079  |                    |  |  |  |  |  |  |  |  |  |  |  |  |  |
| 445-545       | 690       | 322       | 182       | 127       | 2003      | 47        | 81        | 258       | 169       | 105        | 1865       | 301        | 6150  |                    |  |  |  |  |  |  |  |  |  |  |  |  |  |
| 500-600       | 706       | 334       | 184       | 136       | 2014      | 44        | 80        | 260       | 179       | 105        | 1859       | 300        | 6201  |                    |  |  |  |  |  |  |  |  |  |  |  |  |  |



City Traffic Counters  
626.256.4171

File Name : VetSunset  
Site Code : 00000000  
Start Date : 10/23/2008  
Page No : 1

Groups Printed- 1 - Unshifted

| Start Time  | Veteran Ave Southbound |      |       | Sunset Blvd Westbound |      |       | Veteran Ave Northbound |      |       | Sunset Blvd Eastbound |      |       | Int. Total |
|-------------|------------------------|------|-------|-----------------------|------|-------|------------------------|------|-------|-----------------------|------|-------|------------|
|             | Left                   | Thru | Right | Left                  | Thru | Right | Left                   | Thru | Right | Left                  | Thru | Right |            |
| Factor      | 1.0                    | 1.0  | 1.0   | 1.0                   | 1.0  | 1.0   | 1.0                    | 1.0  | 1.0   | 1.0                   | 1.0  | 1.0   |            |
| 07:00 AM    | 0                      | 0    | 0     | 33                    | 219  | 0     | 6                      | 0    | 38    | 0                     | 284  | 25    | 605        |
| 07:15 AM    | 0                      | 0    | 0     | 59                    | 257  | 0     | 12                     | 0    | 45    | 0                     | 430  | 34    | 837        |
| 07:30 AM    | 0                      | 0    | 0     | 68                    | 280  | 0     | 7                      | 0    | 78    | 0                     | 509  | 50    | 992        |
| 07:45 AM    | 0                      | 0    | 0     | 82                    | 303  | 0     | 21                     | 0    | 95    | 0                     | 510  | 49    | 1060       |
| Total       | 0                      | 0    | 0     | 242                   | 1059 | 0     | 46                     | 0    | 256   | 0                     | 1733 | 158   | 3494       |
| 08:00 AM    | 0                      | 0    | 0     | 73                    | 268  | 0     | 16                     | 0    | 98    | 0                     | 475  | 47    | 977        |
| 08:15 AM    | 0                      | 0    | 0     | 99                    | 260  | 0     | 18                     | 0    | 137   | 0                     | 475  | 45    | 1034       |
| 08:30 AM    | 0                      | 0    | 0     | 63                    | 283  | 0     | 14                     | 0    | 106   | 0                     | 512  | 45    | 1023       |
| 08:45 AM    | 0                      | 0    | 0     | 105                   | 291  | 0     | 13                     | 0    | 115   | 0                     | 488  | 51    | 1063       |
| Total       | 0                      | 0    | 0     | 340                   | 1102 | 0     | 61                     | 0    | 456   | 0                     | 1950 | 188   | 4097       |
| 09:00 AM    | 0                      | 0    | 0     | 66                    | 273  | 0     | 17                     | 0    | 90    | 0                     | 506  | 46    | 998        |
| 09:15 AM    | 0                      | 0    | 0     | 82                    | 242  | 0     | 15                     | 0    | 98    | 0                     | 451  | 52    | 940        |
| 09:30 AM    | 0                      | 0    | 0     | 79                    | 276  | 0     | 15                     | 0    | 90    | 0                     | 476  | 70    | 1006       |
| 09:45 AM    | 0                      | 0    | 0     | 71                    | 265  | 0     | 16                     | 0    | 117   | 0                     | 438  | 64    | 971        |
| Total       | 0                      | 0    | 0     | 298                   | 1056 | 0     | 63                     | 0    | 395   | 0                     | 1871 | 232   | 3915       |
| 04:00 PM    | 0                      | 0    | 0     | 67                    | 454  | 0     | 95                     | 0    | 86    | 0                     | 256  | 21    | 979        |
| 04:15 PM    | 0                      | 0    | 0     | 67                    | 383  | 0     | 95                     | 0    | 80    | 0                     | 253  | 17    | 895        |
| 04:30 PM    | 0                      | 0    | 0     | 66                    | 405  | 0     | 76                     | 0    | 104   | 0                     | 300  | 19    | 970        |
| 04:45 PM    | 0                      | 0    | 0     | 57                    | 432  | 0     | 106                    | 0    | 115   | 0                     | 248  | 26    | 984        |
| Total       | 0                      | 0    | 0     | 257                   | 1674 | 0     | 372                    | 0    | 385   | 0                     | 1057 | 83    | 3828       |
| 05:00 PM    | 0                      | 0    | 0     | 75                    | 409  | 0     | 77                     | 0    | 101   | 0                     | 292  | 40    | 994        |
| 05:15 PM    | 0                      | 0    | 0     | 83                    | 429  | 0     | 111                    | 0    | 126   | 0                     | 287  | 27    | 1063       |
| 05:30 PM    | 0                      | 0    | 0     | 64                    | 472  | 0     | 87                     | 0    | 93    | 0                     | 282  | 36    | 1034       |
| 05:45 PM    | 0                      | 0    | 0     | 54                    | 413  | 0     | 102                    | 0    | 111   | 0                     | 261  | 33    | 974        |
| Total       | 0                      | 0    | 0     | 276                   | 1723 | 0     | 377                    | 0    | 431   | 0                     | 1122 | 136   | 4065       |
| 06:00 PM    | 0                      | 0    | 0     | 77                    | 451  | 0     | 79                     | 0    | 82    | 0                     | 329  | 44    | 1062       |
| 06:15 PM    | 0                      | 0    | 0     | 61                    | 392  | 0     | 81                     | 0    | 104   | 0                     | 290  | 45    | 973        |
| 06:30 PM    | 0                      | 0    | 0     | 49                    | 433  | 0     | 80                     | 0    | 83    | 0                     | 326  | 42    | 1013       |
| 06:45 PM    | 0                      | 0    | 0     | 52                    | 420  | 0     | 60                     | 0    | 102   | 0                     | 290  | 29    | 953        |
| Total       | 0                      | 0    | 0     | 239                   | 1696 | 0     | 300                    | 0    | 371   | 0                     | 1235 | 160   | 4001       |
| Grand Total | 0                      | 0    | 0     | 1652                  | 8310 | 0     | 1219                   | 0    | 2294  | 0                     | 8968 | 957   | 23400      |
| Apprch %    | 0.0                    | 0.0  | 0.0   | 16.6                  | 83.4 | 0.0   | 34.7                   | 0.0  | 65.3  | 0.0                   | 90.4 | 9.6   |            |
| Total %     | 0.0                    | 0.0  | 0.0   | 7.1                   | 35.5 | 0.0   | 5.2                    | 0.0  | 9.8   | 0.0                   | 38.3 | 4.1   |            |

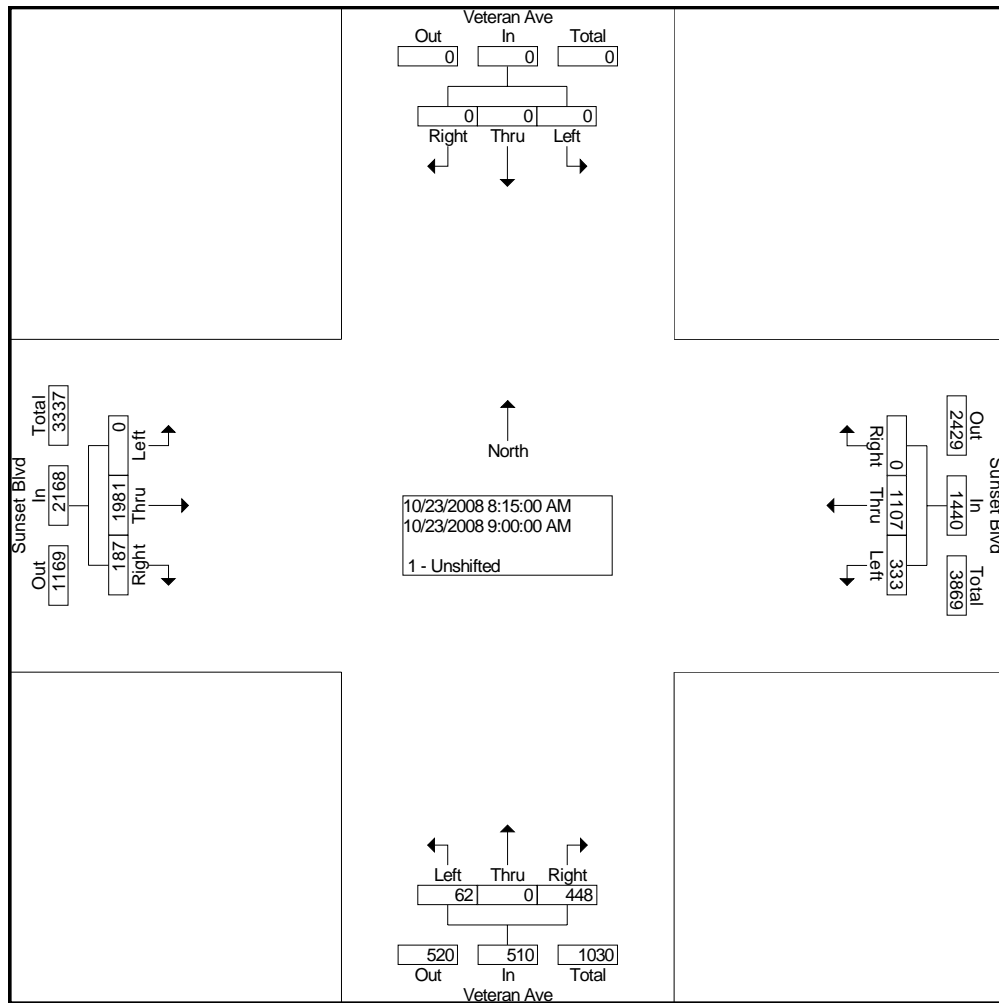


# City Traffic Counters

626.256.4171

File Name : VetSunset  
 Site Code : 00000000  
 Start Date : 10/23/2008  
 Page No : 2

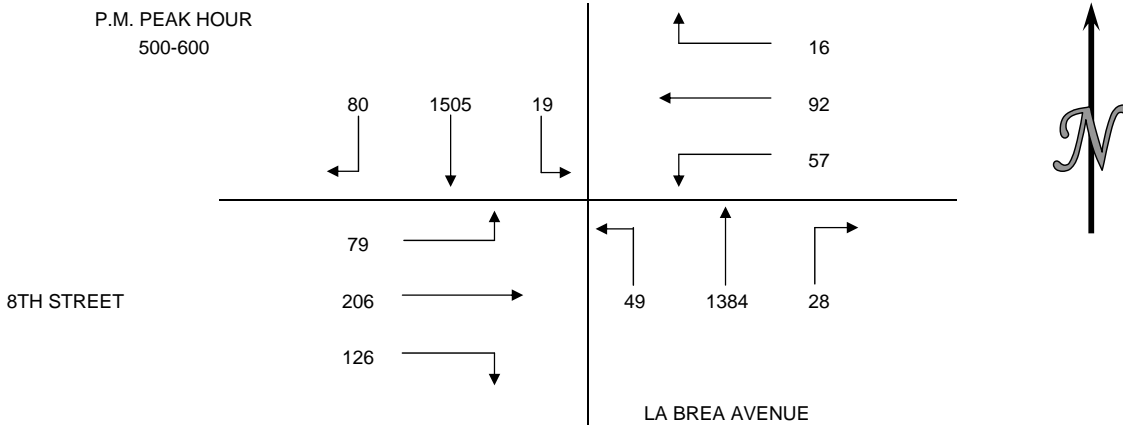
| Start Time  | Veteran Ave Southbound |      |       |            | Sunset Blvd Westbound |      |       |            | Veteran Ave Northbound |      |       |            | Sunset Blvd Eastbound |      |       |            | Int. Total |
|---|------------------------|------|-------|------------|-----------------------|------|-------|------------|------------------------|------|-------|------------|-----------------------|------|-------|------------|------------|
|   | Left                   | Thru | Right | App. Total | Left                  | Thru | Right | App. Total | Left                   | Thru | Right | App. Total | Left                  | Thru | Right | App. Total |            |
| Peak Hour From 07:00 AM to 01:00 PM - Peak 1 of 1 |                        |      |       |            |                       |      |       |            |                        |      |       |            |                       |      |       |            |            |
| Intersection                                      | 08:15 AM               |      |       |            |                       |      |       |            |                        |      |       |            |                       |      |       |            |            |
| Volume  | 0                      | 0    | 0     | 0          | 333                   | 1107 | 0     | 1440       | 62                     | 0    | 448   | 510        | 0                     | 1981 | 187   | 2168       | 4118       |
| Percent   | 0.0                    | 0.0  | 0.0   | 0.0        | 23.1                  | 76.9 | 0.0   |            | 12.2                   | 0.0  | 87.8  |            | 0.0                   | 91.4 | 8.6   |            |            |
| 08:45   |                        |      |       |            |                       |      |       |            |                        |      |       |            |                       |      |       |            |            |
| Volume  | 0                      | 0    | 0     | 0          | 105                   | 291  | 0     | 396        | 13                     | 0    | 115   | 128        | 0                     | 488  | 51    | 539        | 1063       |
| Peak Factor                                       | 0.968                  |      |       |            |                       |      |       |            |                        |      |       |            |                       |      |       |            |            |
| High Int.   | 6:45:00 AM             |      |       |            | 08:45 AM              |      |       |            | 08:15 AM               |      |       |            | 08:30 AM              |      |       |            |            |
| Volume  | 0                      | 0    | 0     | 0          | 105                   | 291  | 0     | 396        | 18                     | 0    | 137   | 155        | 0                     | 512  | 45    | 557        |            |
| Peak Factor                                       |                        |      |       |            | 0.909                 |      |       |            | 0.823                  |      |       |            | 0.973                 |      |       |            |            |



## INTERSECTION TURNING MOVEMENT COUNT SUMMARY

CLIENT: ITERIS  
 PROJECT: LOS ANGELES TRAFFIC COUNTS  
 DATE: TUESDAY, OCTOBER 21, 2008  
 PERIOD: 4:00 PM TO 7:00 PM  
 INTERSECTION: N/S LA BREA AVENUE  
 E/W 8TH STREET

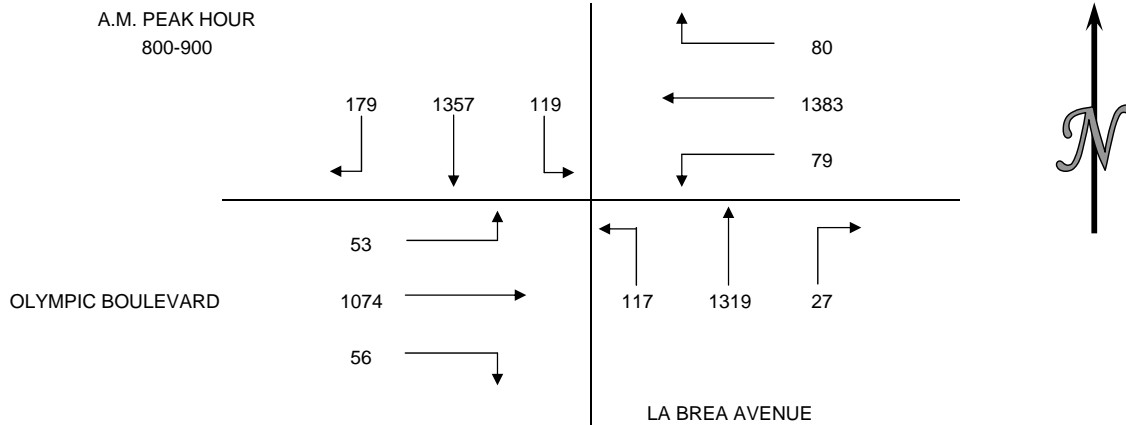
| 15 MIN COUNTS |           |           |           |           |           |           |           |           |           |            |            |            |       |
|---------------|-----------|-----------|-----------|-----------|-----------|-----------|-----------|-----------|-----------|------------|------------|------------|-------|
| PERIOD        | 1<br>SBRT | 2<br>SBTH | 3<br>SBLT | 4<br>WBRT | 5<br>WBTH | 6<br>WBLT | 7<br>NBRT | 8<br>NBTH | 9<br>NBLT | 10<br>EBRT | 11<br>EBTH | 12<br>EBLT | TOTAL |
| 400-415       | 14        | 320       | 9         | 4         | 14        | 6         | 6         | 270       | 13        | 27         | 22         | 14         | 719   |
| 415-430       | 17        | 357       | 3         | 3         | 15        | 8         | 9         | 266       | 14        | 26         | 32         | 18         | 768   |
| 430-445       | 16        | 373       | 7         | 3         | 19        | 11        | 5         | 298       | 16        | 26         | 32         | 18         | 824   |
| 445-500       | 18        | 383       | 7         | 2         | 23        | 11        | 9         | 336       | 10        | 29         | 39         | 21         | 888   |
| 500-515       | 20        | 383       | 2         | 2         | 24        | 11        | 6         | 345       | 16        | 36         | 48         | 16         | 909   |
| 515-530       | 22        | 379       | 6         | 4         | 26        | 13        | 9         | 358       | 10        | 35         | 47         | 19         | 928   |
| 530-545       | 19        | 377       | 5         | 5         | 20        | 15        | 5         | 347       | 12        | 23         | 54         | 20         | 902   |
| 545-600       | 19        | 366       | 6         | 5         | 22        | 18        | 8         | 334       | 11        | 32         | 57         | 24         | 902   |
| 600-615       | 12        | 373       | 2         | 2         | 19        | 10        | 7         | 344       | 9         | 29         | 44         | 21         | 872   |
| 615-630       | 12        | 385       | 4         | 1         | 28        | 9         | 8         | 308       | 13        | 26         | 32         | 16         | 842   |
| 630-645       | 14        | 368       | 5         | 2         | 21        | 7         | 9         | 307       | 14        | 25         | 45         | 13         | 830   |
| 645-700       | 18        | 352       | 7         | 2         | 14        | 6         | 9         | 299       | 16        | 22         | 31         | 14         | 790   |
| HOOR TOTALS   |           |           |           |           |           |           |           |           |           |            |            |            |       |
| TIME          | 1<br>SBRT | 2<br>SBTH | 3<br>SBLT | 4<br>WBRT | 5<br>WBTH | 6<br>WBLT | 7<br>NBRT | 8<br>NBTH | 9<br>NBLT | 10<br>EBRT | 11<br>EBTH | 12<br>EBLT | TOTAL |
| 400-500       | 65        | 1433      | 26        | 12        | 71        | 36        | 29        | 1170      | 53        | 108        | 125        | 71         | 3199  |
| 415-515       | 71        | 1496      | 19        | 10        | 81        | 41        | 29        | 1245      | 56        | 117        | 151        | 73         | 3389  |
| 430-530       | 76        | 1518      | 22        | 11        | 92        | 46        | 29        | 1337      | 52        | 126        | 166        | 74         | 3549  |
| 445-545       | 79        | 1522      | 20        | 13        | 93        | 50        | 29        | 1386      | 48        | 123        | 188        | 76         | 3627  |
| 500-600       | 80        | 1505      | 19        | 16        | 92        | 57        | 28        | 1384      | 49        | 126        | 206        | 79         | 3641  |
| 515-615       | 72        | 1495      | 19        | 16        | 87        | 56        | 29        | 1383      | 42        | 119        | 202        | 84         | 3604  |
| 530-630       | 62        | 1501      | 17        | 13        | 89        | 52        | 28        | 1333      | 45        | 110        | 187        | 81         | 3518  |
| 545-645       | 57        | 1492      | 17        | 10        | 90        | 44        | 32        | 1293      | 47        | 112        | 178        | 74         | 3446  |
| 600-700       | 56        | 1478      | 18        | 7         | 82        | 32        | 33        | 1258      | 52        | 102        | 152        | 64         | 3334  |



## INTERSECTION TURNING MOVEMENT COUNT SUMMARY

CLIENT: ITERIS  
 PROJECT: LOS ANGELES TRAFFIC COUNTS  
 DATE: WEDNESDAY OCTOBER 15, 2008  
 PERIOD: 7:00 AM TO 10:00 AM  
 INTERSECTION: N/S LA BREA AVENUE  
 E/W OLYMPIC BOULEVARD

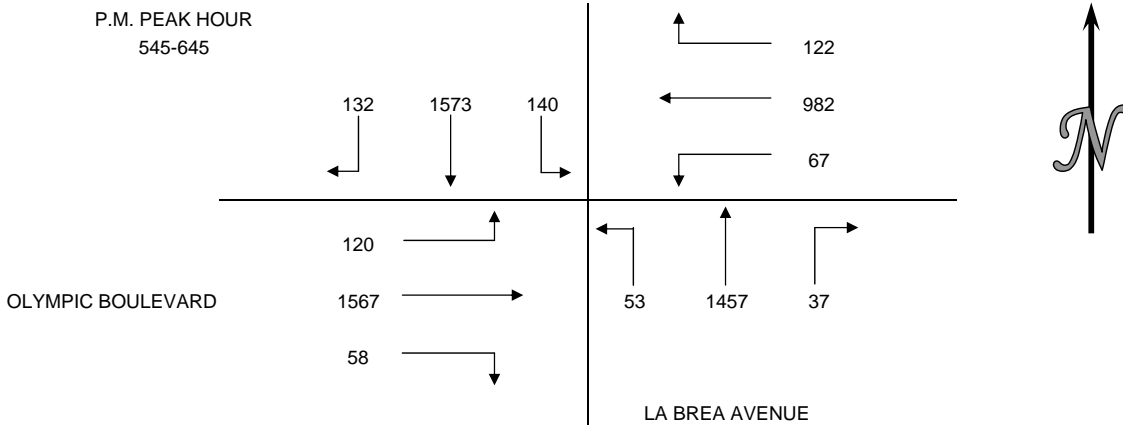
| 15 MIN COUNTS |           |           |           |           |           |           |           |           |           |            |            |            |       |
|---------------|-----------|-----------|-----------|-----------|-----------|-----------|-----------|-----------|-----------|------------|------------|------------|-------|
| PERIOD        | 1<br>SBRT | 2<br>SBTH | 3<br>SBLT | 4<br>WBRT | 5<br>WBTH | 6<br>WBLT | 7<br>NBRT | 8<br>NBTH | 9<br>NBLT | 10<br>EBRT | 11<br>EBTH | 12<br>EBLT | TOTAL |
| 700-715       | 37        | 280       | 18        | 19        | 350       | 23        | 7         | 283       | 23        | 9          | 190        | 11         | 1250  |
| 715-730       | 33        | 329       | 19        | 18        | 388       | 19        | 10        | 294       | 15        | 11         | 185        | 14         | 1335  |
| 730-745       | 42        | 340       | 25        | 26        | 363       | 15        | 6         | 327       | 24        | 10         | 201        | 15         | 1394  |
| 745-800       | 31        | 324       | 32        | 19        | 338       | 17        | 11        | 338       | 21        | 11         | 228        | 17         | 1387  |
| 800-815       | 43        | 339       | 36        | 15        | 316       | 25        | 5         | 324       | 23        | 11         | 262        | 10         | 1409  |
| 815-830       | 38        | 344       | 34        | 17        | 331       | 21        | 9         | 316       | 30        | 12         | 255        | 13         | 1420  |
| 830-845       | 54        | 360       | 28        | 21        | 373       | 12        | 3         | 345       | 37        | 13         | 295        | 12         | 1553  |
| 845-900       | 44        | 314       | 21        | 27        | 363       | 21        | 10        | 334       | 27        | 20         | 262        | 18         | 1461  |
| 900-915       | 35        | 303       | 25        | 17        | 349       | 14        | 6         | 311       | 30        | 10         | 248        | 14         | 1362  |
| 915-930       | 34        | 293       | 23        | 20        | 325       | 13        | 7         | 296       | 25        | 12         | 228        | 17         | 1293  |
| 930-945       | 39        | 285       | 18        | 15        | 314       | 19        | 2         | 314       | 32        | 10         | 200        | 15         | 1263  |
| 945-1000      | 33        | 263       | 16        | 21        | 302       | 19        | 5         | 330       | 20        | 16         | 172        | 19         | 1216  |
| HOUR TOTALS   |           |           |           |           |           |           |           |           |           |            |            |            |       |
| TIME          | 1<br>SBRT | 2<br>SBTH | 3<br>SBLT | 4<br>WBRT | 5<br>WBTH | 6<br>WBLT | 7<br>NBRT | 8<br>NBTH | 9<br>NBLT | 10<br>EBRT | 11<br>EBTH | 12<br>EBLT | TOTAL |
| 700-800       | 143       | 1273      | 94        | 82        | 1439      | 74        | 34        | 1242      | 83        | 41         | 804        | 57         | 5366  |
| 715-815       | 149       | 1332      | 112       | 78        | 1405      | 76        | 32        | 1283      | 83        | 43         | 876        | 56         | 5525  |
| 730-830       | 154       | 1347      | 127       | 77        | 1348      | 78        | 31        | 1305      | 98        | 44         | 946        | 55         | 5610  |
| 745-845       | 166       | 1367      | 130       | 72        | 1358      | 75        | 28        | 1323      | 111       | 47         | 1040       | 52         | 5769  |
| 800-900       | 179       | 1357      | 119       | 80        | 1383      | 79        | 27        | 1319      | 117       | 56         | 1074       | 53         | 5843  |
| 815-815       | 171       | 1321      | 108       | 82        | 1416      | 68        | 28        | 1306      | 124       | 55         | 1060       | 57         | 5796  |
| 830-930       | 167       | 1270      | 97        | 85        | 1410      | 60        | 26        | 1286      | 119       | 55         | 1033       | 61         | 5669  |
| 845-945       | 152       | 1195      | 87        | 79        | 1351      | 67        | 25        | 1255      | 114       | 52         | 938        | 64         | 5379  |
| 900-1000      | 141       | 1144      | 82        | 73        | 1290      | 65        | 20        | 1251      | 107       | 48         | 848        | 65         | 5134  |



## INTERSECTION TURNING MOVEMENT COUNT SUMMARY

CLIENT: ITERIS  
 PROJECT: LOS ANGELES TRAFFIC COUNTS  
 DATE: WEDNESDAY OCTOBER 15, 2008  
 PERIOD: 4:00 PM TO 7:00 PM  
 INTERSECTION: N/S LA BREA AVENUE  
 E/W OLYMPIC BOULEVARD

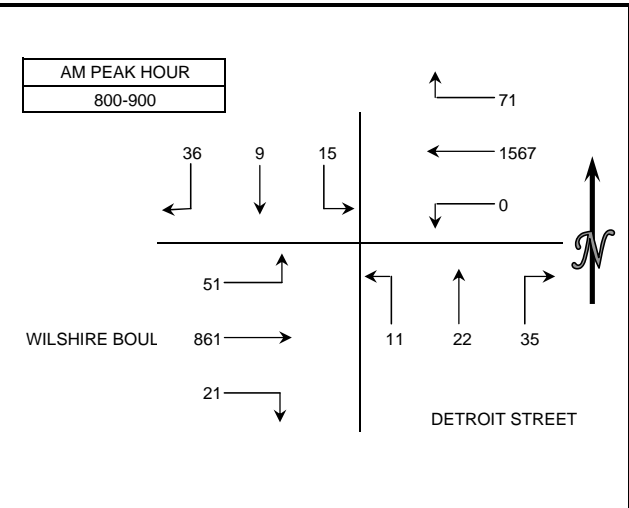
| 15 MIN COUNTS |           |           |           |           |           |           |           |           |           |            |            |            |       |
|---------------|-----------|-----------|-----------|-----------|-----------|-----------|-----------|-----------|-----------|------------|------------|------------|-------|
| PERIOD        | 1<br>SBRT | 2<br>SBTH | 3<br>SBLT | 4<br>WBRT | 5<br>WBTH | 6<br>WBLT | 7<br>NBRT | 8<br>NBTH | 9<br>NBLT | 10<br>EBRT | 11<br>EBTH | 12<br>EBLT | TOTAL |
| 400-415       | 29        | 309       | 33        | 27        | 182       | 13        | 9         | 294       | 13        | 15         | 398        | 33         | 1355  |
| 415-430       | 32        | 316       | 25        | 29        | 188       | 12        | 5         | 307       | 14        | 14         | 403        | 31         | 1376  |
| 430-445       | 33        | 325       | 23        | 31        | 209       | 10        | 6         | 314       | 10        | 13         | 421        | 39         | 1434  |
| 445-500       | 29        | 328       | 33        | 29        | 214       | 20        | 9         | 356       | 18        | 14         | 381        | 33         | 1464  |
| 500-515       | 23        | 349       | 29        | 24        | 203       | 12        | 8         | 332       | 10        | 19         | 407        | 23         | 1439  |
| 515-530       | 29        | 358       | 25        | 28        | 227       | 16        | 7         | 295       | 11        | 16         | 379        | 24         | 1415  |
| 530-545       | 22        | 396       | 35        | 28        | 242       | 13        | 13        | 315       | 14        | 15         | 387        | 27         | 1507  |
| 545-600       | 30        | 424       | 42        | 28        | 252       | 13        | 9         | 327       | 15        | 18         | 404        | 25         | 1587  |
| 600-615       | 32        | 393       | 43        | 37        | 248       | 20        | 12        | 389       | 14        | 9          | 391        | 30         | 1618  |
| 615-630       | 32        | 394       | 30        | 22        | 230       | 21        | 8         | 396       | 15        | 14         | 380        | 29         | 1571  |
| 630-645       | 38        | 362       | 25        | 35        | 252       | 13        | 8         | 345       | 9         | 17         | 392        | 36         | 1532  |
| 645-700       | 35        | 313       | 44        | 27        | 233       | 8         | 10        | 328       | 10        | 12         | 376        | 36         | 1432  |
| HOURLY TOTALS |           |           |           |           |           |           |           |           |           |            |            |            |       |
| TIME          | 1<br>SBRT | 2<br>SBTH | 3<br>SBLT | 4<br>WBRT | 5<br>WBTH | 6<br>WBLT | 7<br>NBRT | 8<br>NBTH | 9<br>NBLT | 10<br>EBRT | 11<br>EBTH | 12<br>EBLT | TOTAL |
| 400-500       | 123       | 1278      | 114       | 116       | 793       | 55        | 29        | 1271      | 55        | 56         | 1603       | 136        | 5629  |
| 415-515       | 117       | 1318      | 110       | 113       | 814       | 54        | 28        | 1309      | 52        | 60         | 1612       | 126        | 5713  |
| 430-530       | 114       | 1360      | 110       | 112       | 853       | 58        | 30        | 1297      | 49        | 62         | 1588       | 119        | 5752  |
| 445-545       | 103       | 1431      | 122       | 109       | 886       | 61        | 37        | 1298      | 53        | 64         | 1554       | 107        | 5825  |
| 500-600       | 104       | 1527      | 131       | 108       | 924       | 54        | 37        | 1269      | 50        | 68         | 1577       | 99         | 5948  |
| 515-615       | 113       | 1571      | 145       | 121       | 969       | 62        | 41        | 1326      | 54        | 58         | 1561       | 106        | 6127  |
| 530-630       | 116       | 1607      | 150       | 115       | 972       | 67        | 42        | 1427      | 58        | 56         | 1562       | 111        | 6283  |
| 545-645       | 132       | 1573      | 140       | 122       | 982       | 67        | 37        | 1457      | 53        | 58         | 1567       | 120        | 6308  |
| 600-700       | 137       | 1462      | 142       | 121       | 963       | 62        | 38        | 1458      | 48        | 52         | 1539       | 131        | 6153  |



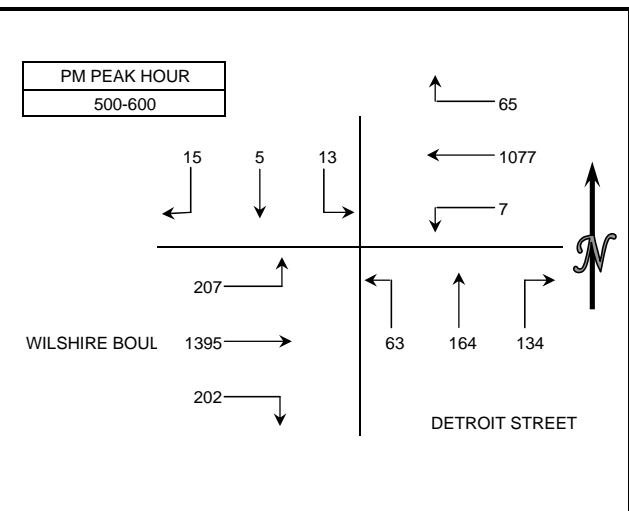
## INTERSECTION TURNING MOVEMENT COUNT SUMMARY

CLIENT: FEHR AND PEERS  
 PROJECT: WESTSIDE EXTENSION TRANSIT CORRIDOR COUNT PROGRAM  
 DATE: TUESDAY MAY 12, 2009  
 PERIODS: 7:00 AM TO 9:00 AM AND 4:00 PM TO 6:00 PM  
 INTERSECTION: N/S DETROIT STREET  
 E/W WILSHIRE BOULEVARD  
 CITY: LOS ANGELES

| 15 MIN COUNTS |        |        |        |        |        |        |        |        |        |         |         |         |       | 7:00 AM TO 9:00 AM |  |  |  |  |  |  |  |  |  |  |  |  |  |
|---------------|--------|--------|--------|--------|--------|--------|--------|--------|--------|---------|---------|---------|-------|--------------------|--|--|--|--|--|--|--|--|--|--|--|--|--|
| PERIOD        | 1 SBRT | 2 SBTH | 3 SBLT | 4 WBRT | 5 WBTH | 6 WBLT | 7 NBRT | 8 NBTH | 9 NBLT | 10 EBRT | 11 EBTH | 12 EBLT | TOTAL |                    |  |  |  |  |  |  |  |  |  |  |  |  |  |
| 700-715       | 3      | 0      | 2      | 6      | 266    | 0      | 7      | 1      | 2      | 2       | 104     | 5       | 398   |                    |  |  |  |  |  |  |  |  |  |  |  |  |  |
| 715-730       | 4      | 0      | 5      | 8      | 315    | 0      | 8      | 6      | 6      | 4       | 176     | 3       | 535   |                    |  |  |  |  |  |  |  |  |  |  |  |  |  |
| 730-745       | 2      | 0      | 3      | 5      | 351    | 0      | 7      | 3      | 0      | 1       | 220     | 14      | 606   |                    |  |  |  |  |  |  |  |  |  |  |  |  |  |
| 745-800       | 0      | 0      | 2      | 14     | 397    | 0      | 5      | 2      | 0      | 1       | 236     | 12      | 669   |                    |  |  |  |  |  |  |  |  |  |  |  |  |  |
| 800-815       | 6      | 2      | 2      | 16     | 356    | 0      | 3      | 8      | 3      | 9       | 251     | 14      | 670   |                    |  |  |  |  |  |  |  |  |  |  |  |  |  |
| 815-830       | 6      | 2      | 6      | 21     | 401    | 0      | 12     | 4      | 0      | 3       | 211     | 13      | 679   |                    |  |  |  |  |  |  |  |  |  |  |  |  |  |
| 830-845       | 10     | 1      | 4      | 16     | 381    | 0      | 7      | 2      | 2      | 6       | 213     | 13      | 655   |                    |  |  |  |  |  |  |  |  |  |  |  |  |  |
| 845-900       | 14     | 4      | 3      | 18     | 429    | 0      | 13     | 8      | 6      | 3       | 186     | 11      | 695   |                    |  |  |  |  |  |  |  |  |  |  |  |  |  |
| HOUR TOTALS   |        |        |        |        |        |        |        |        |        |         |         |         |       |                    |  |  |  |  |  |  |  |  |  |  |  |  |  |
| TIME          | 1 SBRT | 2 SBTH | 3 SBLT | 4 WBRT | 5 WBTH | 6 WBLT | 7 NBRT | 8 NBTH | 9 NBLT | 10 EBRT | 11 EBTH | 12 EBLT | TOTAL |                    |  |  |  |  |  |  |  |  |  |  |  |  |  |
| 700-800       | 9      | 0      | 12     | 33     | 1329   | 0      | 27     | 12     | 8      | 8       | 736     | 34      | 2208  |                    |  |  |  |  |  |  |  |  |  |  |  |  |  |
| 715-815       | 12     | 2      | 12     | 43     | 1419   | 0      | 23     | 19     | 9      | 15      | 883     | 43      | 2480  |                    |  |  |  |  |  |  |  |  |  |  |  |  |  |
| 730-830       | 14     | 4      | 13     | 56     | 1505   | 0      | 27     | 17     | 3      | 14      | 918     | 53      | 2624  |                    |  |  |  |  |  |  |  |  |  |  |  |  |  |
| 745-845       | 22     | 5      | 14     | 67     | 1535   | 0      | 27     | 16     | 5      | 19      | 911     | 52      | 2673  |                    |  |  |  |  |  |  |  |  |  |  |  |  |  |
| 800-900       | 36     | 9      | 15     | 71     | 1567   | 0      | 35     | 22     | 11     | 21      | 861     | 51      | 2699  |                    |  |  |  |  |  |  |  |  |  |  |  |  |  |



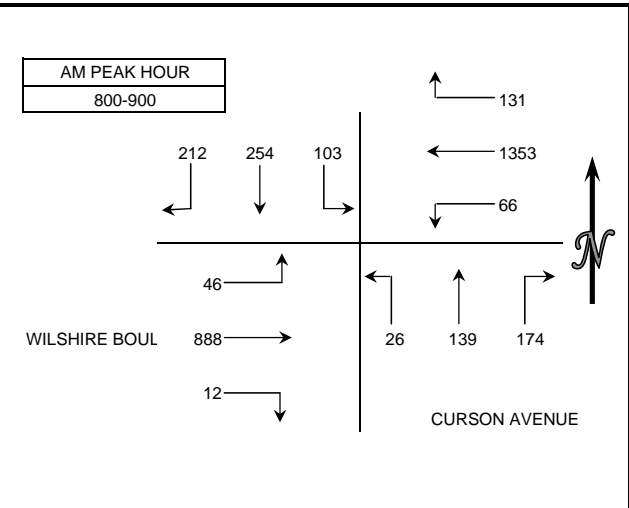
| 15 MIN COUNTS |        |        |        |        |        |        |        |        |        |         |         |         |       | 4:00 PM TO 6:00 PM |  |  |  |  |  |  |  |  |  |  |  |  |  |
|---------------|--------|--------|--------|--------|--------|--------|--------|--------|--------|---------|---------|---------|-------|--------------------|--|--|--|--|--|--|--|--|--|--|--|--|--|
| PERIOD        | 1 SBRT | 2 SBTH | 3 SBLT | 4 WBRT | 5 WBTH | 6 WBLT | 7 NBRT | 8 NBTH | 9 NBLT | 10 EBRT | 11 EBTH | 12 EBLT | TOTAL |                    |  |  |  |  |  |  |  |  |  |  |  |  |  |
| 400-415       | 6      | 5      | 7      | 14     | 261    | 1      | 55     | 30     | 10     | 53      | 404     | 42      | 888   |                    |  |  |  |  |  |  |  |  |  |  |  |  |  |
| 415-430       | 5      | 4      | 2      | 12     | 234    | 0      | 32     | 32     | 22     | 48      | 243     | 33      | 667   |                    |  |  |  |  |  |  |  |  |  |  |  |  |  |
| 430-445       | 1      | 2      | 2      | 15     | 227    | 0      | 44     | 32     | 17     | 31      | 317     | 40      | 728   |                    |  |  |  |  |  |  |  |  |  |  |  |  |  |
| 445-500       | 8      | 0      | 1      | 15     | 270    | 1      | 34     | 18     | 12     | 27      | 261     | 29      | 676   |                    |  |  |  |  |  |  |  |  |  |  |  |  |  |
| 500-515       | 2      | 0      | 6      | 10     | 242    | 0      | 35     | 35     | 14     | 43      | 313     | 40      | 740   |                    |  |  |  |  |  |  |  |  |  |  |  |  |  |
| 515-530       | 5      | 1      | 3      | 18     | 295    | 0      | 33     | 45     | 15     | 47      | 334     | 43      | 839   |                    |  |  |  |  |  |  |  |  |  |  |  |  |  |
| 530-545       | 3      | 1      | 3      | 25     | 293    | 7      | 36     | 36     | 17     | 53      | 388     | 64      | 926   |                    |  |  |  |  |  |  |  |  |  |  |  |  |  |
| 545-600       | 5      | 3      | 1      | 12     | 247    | 0      | 30     | 48     | 17     | 59      | 360     | 60      | 842   |                    |  |  |  |  |  |  |  |  |  |  |  |  |  |
| HOUR TOTALS   |        |        |        |        |        |        |        |        |        |         |         |         |       |                    |  |  |  |  |  |  |  |  |  |  |  |  |  |
| TIME          | 1 SBRT | 2 SBTH | 3 SBLT | 4 WBRT | 5 WBTH | 6 WBLT | 7 NBRT | 8 NBTH | 9 NBLT | 10 EBRT | 11 EBTH | 12 EBLT | TOTAL |                    |  |  |  |  |  |  |  |  |  |  |  |  |  |
| 400-500       | 20     | 11     | 12     | 56     | 992    | 2      | 165    | 112    | 61     | 159     | 1225    | 144     | 2959  |                    |  |  |  |  |  |  |  |  |  |  |  |  |  |
| 415-515       | 16     | 6      | 11     | 52     | 973    | 1      | 145    | 117    | 65     | 149     | 1134    | 142     | 2811  |                    |  |  |  |  |  |  |  |  |  |  |  |  |  |
| 430-530       | 16     | 3      | 12     | 58     | 1034   | 1      | 146    | 130    | 58     | 148     | 1225    | 152     | 2983  |                    |  |  |  |  |  |  |  |  |  |  |  |  |  |
| 445-545       | 18     | 2      | 13     | 68     | 1100   | 8      | 138    | 134    | 58     | 170     | 1296    | 176     | 3181  |                    |  |  |  |  |  |  |  |  |  |  |  |  |  |
| 500-600       | 15     | 5      | 13     | 65     | 1077   | 7      | 134    | 164    | 63     | 202     | 1395    | 207     | 3347  |                    |  |  |  |  |  |  |  |  |  |  |  |  |  |



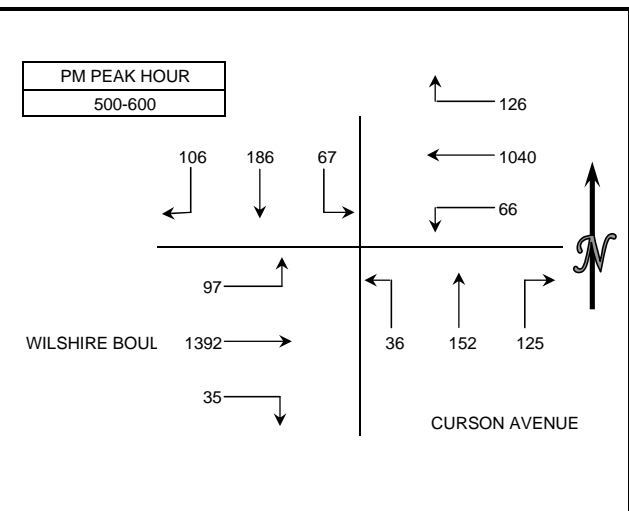
## INTERSECTION TURNING MOVEMENT COUNT SUMMARY

CLIENT: FEHR AND PEERS  
 PROJECT: WESTSIDE EXTENSION TRANSIT CORRIDOR COUNT PROGRAM  
 DATE: TUESDAY MAY 12, 2009  
 PERIODS: 7:00 AM TO 9:00 AM AND 4:00 PM TO 6:00 PM  
 INTERSECTION: N/S CURSON AVENUE  
 E/W WILSHIRE BOULEVARD  
 CITY: LOS ANGELES

| 15 MIN COUNTS |           |           |           |           |           |           |           |           |           |            |            |            |       | 7:00 AM TO 9:00 AM |  |  |  |  |  |  |  |  |  |  |  |  |  |
|---------------|-----------|-----------|-----------|-----------|-----------|-----------|-----------|-----------|-----------|------------|------------|------------|-------|--------------------|--|--|--|--|--|--|--|--|--|--|--|--|--|
| PERIOD        | 1<br>SBRT | 2<br>SBTH | 3<br>SBLT | 4<br>WBRT | 5<br>WBTH | 6<br>WBLT | 7<br>NBRT | 8<br>NBTH | 9<br>NBLT | 10<br>EBRT | 11<br>EBTH | 12<br>EBLT | TOTAL |                    |  |  |  |  |  |  |  |  |  |  |  |  |  |
| 700-715       | 19        | 25        | 10        | 8         | 276       | 4         | 13        | 10        | 3         | 2          | 109        | 3          | 482   |                    |  |  |  |  |  |  |  |  |  |  |  |  |  |
| 715-730       | 21        | 28        | 10        | 12        | 315       | 5         | 16        | 8         | 4         | 0          | 139        | 4          | 562   |                    |  |  |  |  |  |  |  |  |  |  |  |  |  |
| 730-745       | 41        | 31        | 8         | 12        | 349       | 7         | 11        | 16        | 6         | 7          | 168        | 9          | 665   |                    |  |  |  |  |  |  |  |  |  |  |  |  |  |
| 745-800       | 44        | 36        | 13        | 28        | 402       | 14        | 21        | 50        | 14        | 2          | 191        | 12         | 827   |                    |  |  |  |  |  |  |  |  |  |  |  |  |  |
| 800-815       | 42        | 52        | 13        | 19        | 366       | 8         | 33        | 35        | 9         | 2          | 245        | 10         | 834   |                    |  |  |  |  |  |  |  |  |  |  |  |  |  |
| 815-830       | 53        | 52        | 25        | 33        | 316       | 19        | 19        | 33        | 6         | 2          | 203        | 5          | 766   |                    |  |  |  |  |  |  |  |  |  |  |  |  |  |
| 830-845       | 70        | 28        | 18        | 31        | 311       | 16        | 76        | 31        | 6         | 3          | 221        | 16         | 827   |                    |  |  |  |  |  |  |  |  |  |  |  |  |  |
| 845-900       | 47        | 122       | 47        | 48        | 360       | 23        | 46        | 40        | 5         | 5          | 219        | 15         | 977   |                    |  |  |  |  |  |  |  |  |  |  |  |  |  |
| HOUR TOTALS   |           |           |           |           |           |           |           |           |           |            |            |            |       |                    |  |  |  |  |  |  |  |  |  |  |  |  |  |
| TIME          | 1<br>SBRT | 2<br>SBTH | 3<br>SBLT | 4<br>WBRT | 5<br>WBTH | 6<br>WBLT | 7<br>NBRT | 8<br>NBTH | 9<br>NBLT | 10<br>EBRT | 11<br>EBTH | 12<br>EBLT | TOTAL |                    |  |  |  |  |  |  |  |  |  |  |  |  |  |
| 700-800       | 125       | 120       | 41        | 60        | 1342      | 30        | 61        | 84        | 27        | 11         | 607        | 28         | 2536  |                    |  |  |  |  |  |  |  |  |  |  |  |  |  |
| 715-815       | 148       | 147       | 44        | 71        | 1432      | 34        | 81        | 109       | 33        | 11         | 743        | 35         | 2888  |                    |  |  |  |  |  |  |  |  |  |  |  |  |  |
| 730-830       | 180       | 171       | 59        | 92        | 1433      | 48        | 84        | 134       | 35        | 13         | 807        | 36         | 3092  |                    |  |  |  |  |  |  |  |  |  |  |  |  |  |
| 745-845       | 209       | 168       | 69        | 111       | 1395      | 57        | 149       | 149       | 35        | 9          | 860        | 43         | 3254  |                    |  |  |  |  |  |  |  |  |  |  |  |  |  |
| 800-900       | 212       | 254       | 103       | 131       | 1353      | 66        | 174       | 139       | 26        | 12         | 888        | 46         | 3404  |                    |  |  |  |  |  |  |  |  |  |  |  |  |  |



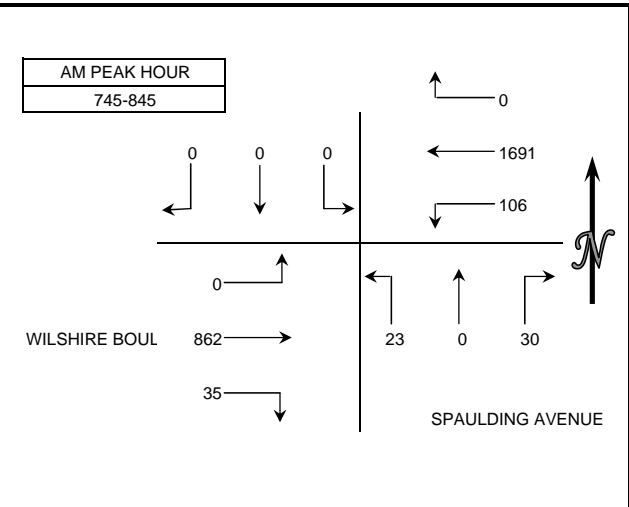
| 15 MIN COUNTS |           |           |           |           |           |           |           |           |           |            |            |            |       | 4:00 PM TO 6:00 PM |  |  |  |  |  |  |  |  |  |  |  |  |  |
|---------------|-----------|-----------|-----------|-----------|-----------|-----------|-----------|-----------|-----------|------------|------------|------------|-------|--------------------|--|--|--|--|--|--|--|--|--|--|--|--|--|
| PERIOD        | 1<br>SBRT | 2<br>SBTH | 3<br>SBLT | 4<br>WBRT | 5<br>WBTH | 6<br>WBLT | 7<br>NBRT | 8<br>NBTH | 9<br>NBLT | 10<br>EBRT | 11<br>EBTH | 12<br>EBLT | TOTAL |                    |  |  |  |  |  |  |  |  |  |  |  |  |  |
| 400-415       | 20        | 33        | 24        | 19        | 258       | 26        | 25        | 30        | 3         | 1          | 281        | 20         | 740   |                    |  |  |  |  |  |  |  |  |  |  |  |  |  |
| 415-430       | 21        | 22        | 11        | 12        | 216       | 16        | 18        | 24        | 10        | 3          | 315        | 20         | 688   |                    |  |  |  |  |  |  |  |  |  |  |  |  |  |
| 430-445       | 23        | 32        | 18        | 23        | 236       | 17        | 19        | 38        | 6         | 6          | 350        | 18         | 786   |                    |  |  |  |  |  |  |  |  |  |  |  |  |  |
| 445-500       | 21        | 29        | 21        | 21        | 242       | 21        | 26        | 16        | 7         | 8          | 315        | 22         | 749   |                    |  |  |  |  |  |  |  |  |  |  |  |  |  |
| 500-515       | 19        | 35        | 19        | 27        | 220       | 12        | 26        | 24        | 5         | 11         | 320        | 23         | 741   |                    |  |  |  |  |  |  |  |  |  |  |  |  |  |
| 515-530       | 16        | 32        | 13        | 30        | 250       | 12        | 29        | 37        | 12        | 6          | 345        | 25         | 807   |                    |  |  |  |  |  |  |  |  |  |  |  |  |  |
| 530-545       | 33        | 73        | 18        | 28        | 286       | 24        | 32        | 52        | 9         | 7          | 356        | 27         | 945   |                    |  |  |  |  |  |  |  |  |  |  |  |  |  |
| 545-600       | 38        | 46        | 17        | 41        | 284       | 18        | 38        | 39        | 10        | 11         | 371        | 22         | 935   |                    |  |  |  |  |  |  |  |  |  |  |  |  |  |
| HOUR TOTALS   |           |           |           |           |           |           |           |           |           |            |            |            |       |                    |  |  |  |  |  |  |  |  |  |  |  |  |  |
| TIME          | 1<br>SBRT | 2<br>SBTH | 3<br>SBLT | 4<br>WBRT | 5<br>WBTH | 6<br>WBLT | 7<br>NBRT | 8<br>NBTH | 9<br>NBLT | 10<br>EBRT | 11<br>EBTH | 12<br>EBLT | TOTAL |                    |  |  |  |  |  |  |  |  |  |  |  |  |  |
| 400-500       | 85        | 116       | 74        | 75        | 952       | 80        | 88        | 108       | 26        | 18         | 1261       | 80         | 2963  |                    |  |  |  |  |  |  |  |  |  |  |  |  |  |
| 415-515       | 84        | 118       | 69        | 83        | 914       | 66        | 89        | 102       | 28        | 28         | 1300       | 83         | 2964  |                    |  |  |  |  |  |  |  |  |  |  |  |  |  |
| 430-530       | 79        | 128       | 71        | 101       | 948       | 62        | 100       | 115       | 30        | 31         | 1330       | 88         | 3083  |                    |  |  |  |  |  |  |  |  |  |  |  |  |  |
| 445-545       | 89        | 169       | 71        | 106       | 998       | 69        | 113       | 129       | 33        | 32         | 1336       | 97         | 3242  |                    |  |  |  |  |  |  |  |  |  |  |  |  |  |
| 500-600       | 106       | 186       | 67        | 126       | 1040      | 66        | 125       | 152       | 36        | 35         | 1392       | 97         | 3428  |                    |  |  |  |  |  |  |  |  |  |  |  |  |  |



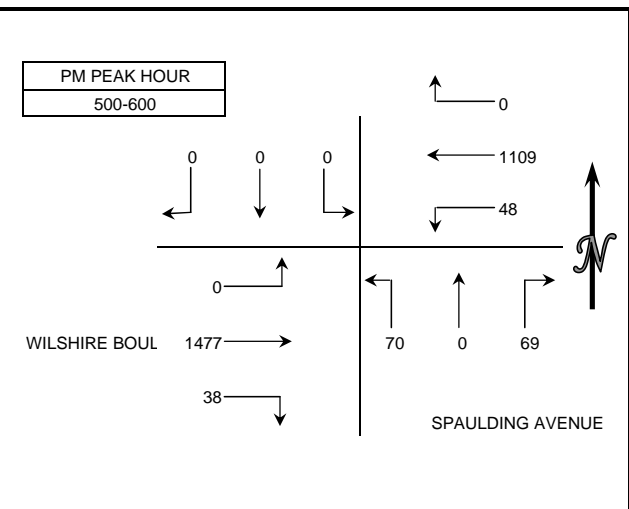
## INTERSECTION TURNING MOVEMENT COUNT SUMMARY

CLIENT: FEHR AND PEERS  
 PROJECT: WESTSIDE EXTENSION TRANSIT CORRIDOR COUNT PROGRAM  
 DATE: WEDNESDAY MAY 20, 2009  
 PERIODS: 7:00 AM TO 9:00 AM AND 4:00 PM TO 6:00 PM  
 INTERSECTION: N/S SPAULDING AVENUE  
 E/W WILSHIRE BOULEVARD  
 CITY: LOS ANGELES

| 15 MIN COUNTS |           |           |           |           |           |           |           |           |           |            |            |            | 7:00 AM TO 9:00 AM |
|---------------|-----------|-----------|-----------|-----------|-----------|-----------|-----------|-----------|-----------|------------|------------|------------|--------------------|
| PERIOD        | 1<br>SBRT | 2<br>SBTH | 3<br>SBLT | 4<br>WBRT | 5<br>WBTH | 6<br>WBLT | 7<br>NBRT | 8<br>NBTH | 9<br>NBLT | 10<br>EBRT | 11<br>EBTH | 12<br>EBLT | TOTAL              |
| 700-715       | 0         | 0         | 0         | 0         | 266       | 13        | 3         | 0         | 0         | 2          | 116        | 0          | 400                |
| 715-730       | 0         | 0         | 0         | 0         | 301       | 11        | 4         | 0         | 3         | 4          | 163        | 0          | 486                |
| 730-745       | 0         | 0         | 0         | 0         | 367       | 10        | 10        | 0         | 8         | 3          | 179        | 0          | 577                |
| 745-800       | 0         | 0         | 0         | 0         | 438       | 23        | 7         | 0         | 6         | 6          | 206        | 0          | 686                |
| 800-815       | 0         | 0         | 0         | 0         | 444       | 16        | 13        | 0         | 10        | 8          | 218        | 0          | 709                |
| 815-830       | 0         | 0         | 0         | 0         | 384       | 25        | 4         | 0         | 3         | 8          | 202        | 0          | 626                |
| 830-845       | 0         | 0         | 0         | 0         | 425       | 42        | 6         | 0         | 4         | 13         | 236        | 0          | 726                |
| 845-900       | 0         | 0         | 0         | 0         | 327       | 40        | 9         | 0         | 8         | 8          | 236        | 0          | 628                |
| HOUR TOTALS   |           |           |           |           |           |           |           |           |           |            |            |            |                    |
| TIME          | 1<br>SBRT | 2<br>SBTH | 3<br>SBLT | 4<br>WBRT | 5<br>WBTH | 6<br>WBLT | 7<br>NBRT | 8<br>NBTH | 9<br>NBLT | 10<br>EBRT | 11<br>EBTH | 12<br>EBLT | TOTAL              |
| 700-800       | 0         | 0         | 0         | 0         | 1372      | 57        | 24        | 0         | 17        | 15         | 664        | 0          | 2149               |
| 715-815       | 0         | 0         | 0         | 0         | 1550      | 60        | 34        | 0         | 27        | 21         | 766        | 0          | 2458               |
| 730-830       | 0         | 0         | 0         | 0         | 1633      | 74        | 34        | 0         | 27        | 25         | 805        | 0          | 2598               |
| 745-845       | 0         | 0         | 0         | 0         | 1691      | 106       | 30        | 0         | 23        | 35         | 862        | 0          | 2747               |
| 800-900       | 0         | 0         | 0         | 0         | 1580      | 123       | 32        | 0         | 25        | 37         | 892        | 0          | 2689               |



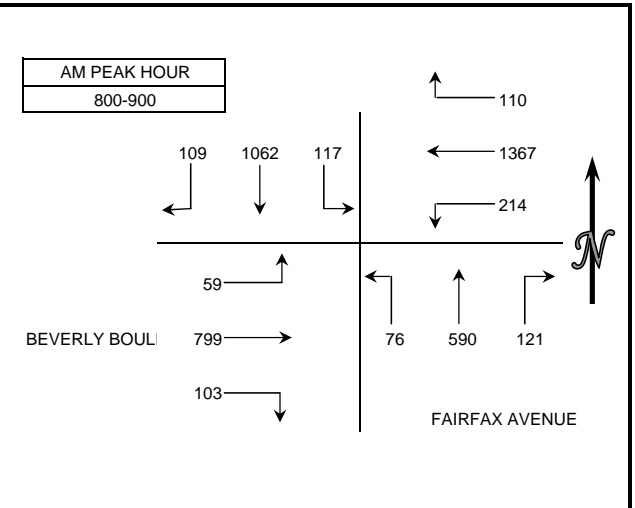
| 15 MIN COUNTS |           |           |           |           |           |           |           |           |           |            |            |            | 4:00 PM TO 6:00 PM |
|---------------|-----------|-----------|-----------|-----------|-----------|-----------|-----------|-----------|-----------|------------|------------|------------|--------------------|
| PERIOD        | 1<br>SBRT | 2<br>SBTH | 3<br>SBLT | 4<br>WBRT | 5<br>WBTH | 6<br>WBLT | 7<br>NBRT | 8<br>NBTH | 9<br>NBLT | 10<br>EBRT | 11<br>EBTH | 12<br>EBLT | TOTAL              |
| 400-415       | 0         | 0         | 0         | 0         | 255       | 20        | 14        | 0         | 0         | 4          | 304        | 0          | 597                |
| 415-430       | 0         | 0         | 0         | 0         | 225       | 13        | 4         | 0         | 9         | 15         | 334        | 0          | 600                |
| 430-445       | 0         | 0         | 0         | 0         | 245       | 14        | 9         | 0         | 21        | 8          | 364        | 0          | 661                |
| 445-500       | 0         | 0         | 0         | 0         | 254       | 4         | 9         | 0         | 13        | 5          | 325        | 0          | 610                |
| 500-515       | 0         | 0         | 0         | 0         | 250       | 11        | 22        | 0         | 12        | 10         | 382        | 0          | 687                |
| 515-530       | 0         | 0         | 0         | 0         | 275       | 8         | 17        | 0         | 20        | 10         | 354        | 0          | 684                |
| 530-545       | 0         | 0         | 0         | 0         | 281       | 16        | 19        | 0         | 18        | 8          | 396        | 0          | 738                |
| 545-600       | 0         | 0         | 0         | 0         | 303       | 13        | 11        | 0         | 20        | 10         | 345        | 0          | 702                |
| HOUR TOTALS   |           |           |           |           |           |           |           |           |           |            |            |            |                    |
| TIME          | 1<br>SBRT | 2<br>SBTH | 3<br>SBLT | 4<br>WBRT | 5<br>WBTH | 6<br>WBLT | 7<br>NBRT | 8<br>NBTH | 9<br>NBLT | 10<br>EBRT | 11<br>EBTH | 12<br>EBLT | TOTAL              |
| 400-500       | 0         | 0         | 0         | 0         | 979       | 51        | 36        | 0         | 43        | 32         | 1327       | 0          | 2468               |
| 415-515       | 0         | 0         | 0         | 0         | 974       | 42        | 44        | 0         | 55        | 38         | 1405       | 0          | 2558               |
| 430-530       | 0         | 0         | 0         | 0         | 1024      | 37        | 57        | 0         | 66        | 33         | 1425       | 0          | 2642               |
| 445-545       | 0         | 0         | 0         | 0         | 1060      | 39        | 67        | 0         | 63        | 33         | 1457       | 0          | 2719               |
| 500-600       | 0         | 0         | 0         | 0         | 1109      | 48        | 69        | 0         | 70        | 38         | 1477       | 0          | 2811               |



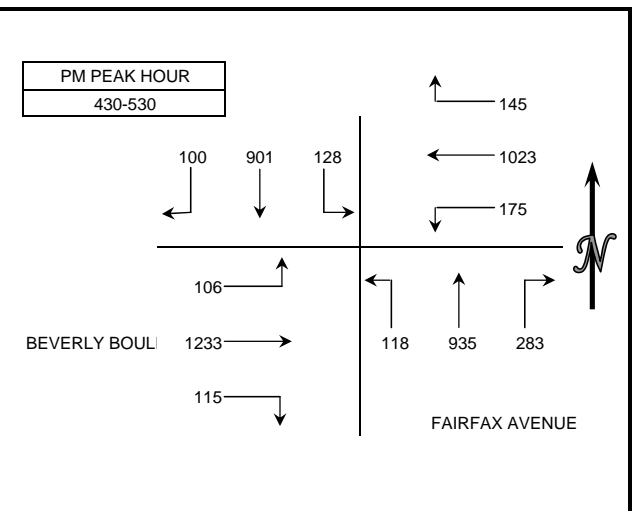
## INTERSECTION TURNING MOVEMENT COUNT SUMMARY

CLIENT: FEHR AND PEERS  
 PROJECT: WESTSIDE EXTENSION TRANSIT CORRIDOR COUNT PROGRAM  
 DATE: WEDNESDAY MAY 20, 2009  
 PERIODS: 7:00 AM TO 9:00 AM AND 4:00 PM TO 6:00 PM  
 INTERSECTION: N/S FAIRFAX AVENUE  
 E/W BEVERLY BOULEVARD  
 CITY: HOLLYWOOD

| 15 MIN COUNTS      |           |           |           |           |           |           |           |           |           |            |            |            |       |
|--------------------|-----------|-----------|-----------|-----------|-----------|-----------|-----------|-----------|-----------|------------|------------|------------|-------|
| 7:00 AM TO 9:00 AM |           |           |           |           |           |           |           |           |           |            |            |            |       |
| PERIOD             | 1<br>SBRT | 2<br>SBTH | 3<br>SBLT | 4<br>WBRT | 5<br>WBTH | 6<br>WBLT | 7<br>NBRT | 8<br>NBTH | 9<br>NBLT | 10<br>EBRT | 11<br>EBTH | 12<br>EBLT | TOTAL |
| 700-715            | 11        | 159       | 17        | 14        | 220       | 43        | 21        | 87        | 9         | 11         | 101        | 8          | 701   |
| 715-730            | 9         | 193       | 17        | 23        | 260       | 45        | 24        | 120       | 5         | 7          | 136        | 4          | 843   |
| 730-745            | 22        | 230       | 21        | 35        | 297       | 60        | 23        | 177       | 14        | 8          | 153        | 14         | 1054  |
| 745-800            | 25        | 256       | 31        | 40        | 331       | 43        | 19        | 205       | 21        | 22         | 187        | 14         | 1194  |
| 800-815            | 28        | 252       | 25        | 23        | 337       | 51        | 23        | 166       | 18        | 17         | 211        | 10         | 1161  |
| 815-830            | 28        | 251       | 35        | 24        | 345       | 46        | 30        | 152       | 18        | 29         | 219        | 12         | 1189  |
| 830-845            | 34        | 277       | 35        | 26        | 366       | 56        | 32        | 120       | 15        | 20         | 164        | 20         | 1165  |
| 845-900            | 19        | 282       | 22        | 37        | 319       | 61        | 36        | 152       | 25        | 37         | 205        | 17         | 1212  |
| HOURLY TOTALS      |           |           |           |           |           |           |           |           |           |            |            |            |       |
| TIME               | 1<br>SBRT | 2<br>SBTH | 3<br>SBLT | 4<br>WBRT | 5<br>WBTH | 6<br>WBLT | 7<br>NBRT | 8<br>NBTH | 9<br>NBLT | 10<br>EBRT | 11<br>EBTH | 12<br>EBLT | TOTAL |
| 700-800            | 67        | 838       | 86        | 112       | 1108      | 191       | 87        | 589       | 49        | 48         | 577        | 40         | 3792  |
| 715-815            | 84        | 931       | 94        | 121       | 1225      | 199       | 89        | 668       | 58        | 54         | 687        | 42         | 4252  |
| 730-830            | 103       | 989       | 112       | 122       | 1310      | 200       | 95        | 700       | 71        | 76         | 770        | 50         | 4598  |
| 745-845            | 115       | 1036      | 126       | 113       | 1379      | 196       | 104       | 643       | 72        | 88         | 781        | 56         | 4709  |
| 800-900            | 109       | 1062      | 117       | 110       | 1367      | 214       | 121       | 590       | 76        | 103        | 799        | 59         | 4727  |



| 15 MIN COUNTS      |           |           |           |           |           |           |           |           |           |            |            |            |       |
|--------------------|-----------|-----------|-----------|-----------|-----------|-----------|-----------|-----------|-----------|------------|------------|------------|-------|
| 4:00 PM TO 6:00 PM |           |           |           |           |           |           |           |           |           |            |            |            |       |
| PERIOD             | 1<br>SBRT | 2<br>SBTH | 3<br>SBLT | 4<br>WBRT | 5<br>WBTH | 6<br>WBLT | 7<br>NBRT | 8<br>NBTH | 9<br>NBLT | 10<br>EBRT | 11<br>EBTH | 12<br>EBLT | TOTAL |
| 400-415            | 27        | 215       | 30        | 35        | 207       | 64        | 64        | 209       | 29        | 37         | 281        | 26         | 1224  |
| 415-430            | 21        | 212       | 35        | 37        | 234       | 42        | 69        | 220       | 27        | 40         | 281        | 34         | 1252  |
| 430-445            | 31        | 234       | 42        | 34        | 270       | 47        | 83        | 216       | 24        | 41         | 326        | 22         | 1370  |
| 445-500            | 24        | 219       | 30        | 31        | 259       | 46        | 74        | 246       | 36        | 22         | 281        | 30         | 1298  |
| 500-515            | 26        | 225       | 25        | 38        | 223       | 46        | 68        | 235       | 31        | 32         | 327        | 28         | 1304  |
| 515-530            | 19        | 223       | 31        | 42        | 271       | 36        | 58        | 238       | 27        | 20         | 299        | 26         | 1290  |
| 530-545            | 18        | 242       | 41        | 44        | 245       | 40        | 70        | 231       | 26        | 17         | 340        | 28         | 1342  |
| 545-600            | 23        | 204       | 34        | 32        | 224       | 46        | 77        | 255       | 33        | 24         | 311        | 26         | 1289  |
| HOURLY TOTALS      |           |           |           |           |           |           |           |           |           |            |            |            |       |
| TIME               | 1<br>SBRT | 2<br>SBTH | 3<br>SBLT | 4<br>WBRT | 5<br>WBTH | 6<br>WBLT | 7<br>NBRT | 8<br>NBTH | 9<br>NBLT | 10<br>EBRT | 11<br>EBTH | 12<br>EBLT | TOTAL |
| 400-500            | 103       | 880       | 137       | 137       | 970       | 199       | 290       | 891       | 116       | 140        | 1169       | 112        | 5144  |
| 415-515            | 102       | 890       | 132       | 140       | 986       | 181       | 294       | 917       | 118       | 135        | 1215       | 114        | 5224  |
| 430-530            | 100       | 901       | 128       | 145       | 1023      | 175       | 283       | 935       | 118       | 115        | 1233       | 106        | 5262  |
| 445-545            | 87        | 909       | 127       | 155       | 998       | 168       | 270       | 950       | 120       | 91         | 1247       | 112        | 5234  |
| 500-600            | 86        | 894       | 131       | 156       | 963       | 168       | 273       | 959       | 117       | 93         | 1277       | 108        | 5225  |





AXLE CLASSIFICATION TURNING MOVEMENT COUNT SUMMARY

CLIENT: ITERIS  
 PROJECT: LOS ANGELES TRAFFIC COUNTS  
 DATE: WEDNESDAY OCTOBER 29, 2008  
 PERIOD: 7:00 AM TO 10:00 AM  
 INTERSECTION: N/S FAIRFAX AVENUE  
 E/W 3RD STREET

| 15-MIN COUNTS | 1     |        |        |         |       | 2     |        |        |         |       | 3     |        |        |         |       | 4     |        |        |         |       |        |        |        |         |       |
|---------------|-------|--------|--------|---------|-------|-------|--------|--------|---------|-------|-------|--------|--------|---------|-------|-------|--------|--------|---------|-------|--------|--------|--------|---------|-------|
|               | SBRT  |        |        |         |       | SBTH  |        |        |         |       | SBLT  |        |        |         |       | WBRT  |        |        |         |       |        |        |        |         |       |
|               | AUTOS | 2 AXLE | 3 AXLE | 4 +AXLE | TOTAL | AUTOS | 2 AXLE | 3 AXLE | 4 +AXLE | TOTAL | AUTOS | 2 AXLE | 3 AXLE | 4 +AXLE | TOTAL | AUTOS | 2 AXLE | 3 AXLE | 4 +AXLE | TOTAL |        |        |        |         |       |
| 700-715       | 11    | 1      | 0      | 1       | 13    | 191   | 3      | 0      | 0       | 194   | 26    | 1      | 0      | 0       | 27    | 32    | 1      | 1      | 1       | 35    |        |        |        |         |       |
| 715-730       | 16    | 1      | 0      | 1       | 18    | 233   | 3      | 1      | 0       | 237   | 18    | 3      | 0      | 0       | 21    | 44    | 1      | 0      | 0       | 45    |        |        |        |         |       |
| 730-745       | 12    | 1      | 0      | 0       | 13    | 271   | 7      | 0      | 1       | 279   | 23    | 2      | 0      | 0       | 25    | 56    | 0      | 0      | 1       | 57    |        |        |        |         |       |
| 745-800       | 14    | 1      | 0      | 0       | 15    | 215   | 3      | 0      | 1       | 219   | 21    | 2      | 0      | 0       | 23    | 50    | 3      | 0      | 0       | 53    |        |        |        |         |       |
| 800-815       | 27    | 3      | 0      | 0       | 30    | 291   | 9      | 0      | 0       | 300   | 44    | 4      | 0      | 0       | 48    | 40    | 2      | 0      | 0       | 42    |        |        |        |         |       |
| 815-830       | 22    | 0      | 0      | 0       | 22    | 265   | 3      | 1      | 0       | 269   | 32    | 4      | 0      | 0       | 36    | 28    | 0      | 0      | 0       | 28    |        |        |        |         |       |
| 830-845       | 26    | 0      | 0      | 0       | 26    | 249   | 3      | 0      | 0       | 252   | 29    | 2      | 0      | 0       | 31    | 26    | 3      | 0      | 0       | 29    |        |        |        |         |       |
| 845-900       | 17    | 3      | 0      | 0       | 20    | 234   | 6      | 1      | 1       | 242   | 38    | 1      | 0      | 0       | 39    | 41    | 0      | 1      | 0       | 42    |        |        |        |         |       |
| 900-915       | 28    | 1      | 1      | 0       | 30    | 286   | 2      | 1      | 0       | 289   | 45    | 2      | 0      | 0       | 47    | 29    | 0      | 2      | 0       | 31    |        |        |        |         |       |
| 915-930       | 25    | 5      | 0      | 0       | 30    | 252   | 2      | 0      | 0       | 254   | 33    | 2      | 0      | 1       | 36    | 37    | 0      | 1      | 0       | 38    |        |        |        |         |       |
| 930-945       | 28    | 1      | 0      | 0       | 29    | 245   | 6      | 1      | 1       | 253   | 36    | 2      | 0      | 0       | 38    | 34    | 0      | 0      | 1       | 35    |        |        |        |         |       |
| 945-1000      | 22    | 0      | 0      | 0       | 22    | 238   | 8      | 0      | 1       | 247   | 34    | 5      | 0      | 0       | 39    | 38    | 2      | 0      | 0       | 40    |        |        |        |         |       |
| HOUR TOTALS   |       |        |        |         |       |       |        |        |         |       |       |        |        |         |       |       |        |        |         |       |        |        |        |         |       |
| 700-800       | 53    | 4      | 0      | 2       | 59    | 910   | 16     | 1      | 2       | 929   | 88    | 8      | 0      | 0       | 96    | 182   | 5      | 1      | 2       | 190   |        |        |        |         |       |
| 715-815       | 69    | 6      | 0      | 1       | 76    | 1010  | 22     | 1      | 2       | 1035  | 106   | 11     | 0      | 0       | 117   | 190   | 6      | 0      | 1       | 197   |        |        |        |         |       |
| 730-830       | 75    | 5      | 0      | 0       | 80    | 1042  | 22     | 1      | 2       | 1067  | 120   | 12     | 0      | 0       | 132   | 174   | 5      | 0      | 1       | 180   |        |        |        |         |       |
| 745-845       | 89    | 4      | 0      | 0       | 93    | 1020  | 18     | 1      | 1       | 1040  | 126   | 12     | 0      | 0       | 138   | 144   | 8      | 0      | 0       | 152   |        |        |        |         |       |
| 800-900       | 92    | 6      | 0      | 0       | 98    | 1039  | 21     | 2      | 1       | 1063  | 143   | 11     | 0      | 0       | 154   | 135   | 5      | 1      | 0       | 141   |        |        |        |         |       |
| 815-915       | 93    | 4      | 1      | 0       | 98    | 1034  | 14     | 3      | 1       | 1052  | 144   | 9      | 0      | 0       | 153   | 124   | 3      | 3      | 0       | 130   |        |        |        |         |       |
| 830-930       | 96    | 9      | 1      | 0       | 106   | 1021  | 13     | 2      | 1       | 1037  | 145   | 7      | 0      | 1       | 153   | 133   | 3      | 4      | 0       | 140   |        |        |        |         |       |
| 845-945       | 98    | 10     | 1      | 0       | 109   | 1017  | 16     | 3      | 2       | 1038  | 152   | 7      | 0      | 1       | 160   | 141   | 0      | 4      | 1       | 146   |        |        |        |         |       |
| 900-1000      | 103   | 7      | 1      | 0       | 111   | 1021  | 18     | 2      | 2       | 1043  | 148   | 11     | 0      | 1       | 160   | 138   | 2      | 3      | 1       | 144   |        |        |        |         |       |
| 15-MIN COUNTS | 5     |        |        |         |       | 6     |        |        |         |       | 7     |        |        |         |       | 8     |        |        |         |       |        |        |        |         |       |
|               | WBTH  |        |        |         |       | WBLT  |        |        |         |       | NBRT  |        |        |         |       | NBTH  |        |        |         |       |        |        |        |         |       |
|               | AUTOS | 2 AXLE | 3 AXLE | 4 +AXLE | TOTAL | AUTOS | 2 AXLE | 3 AXLE | 4 +AXLE | TOTAL | AUTOS | 2 AXLE | 3 AXLE | 4 +AXLE | TOTAL | AUTOS | 2 AXLE | 3 AXLE | 4 +AXLE | TOTAL |        |        |        |         |       |
| 700-715       | 163   | 8      | 0      | 0       | 171   | 32    | 1      | 0      | 0       | 33    | 14    | 1      | 0      | 0       | 15    | 108   | 6      | 1      | 0       | 115   |        |        |        |         |       |
| 715-730       | 197   | 6      | 0      | 0       | 203   | 56    | 0      | 0      | 0       | 56    | 10    | 2      | 1      | 0       | 13    | 136   | 8      | 1      | 0       | 145   |        |        |        |         |       |
| 730-745       | 252   | 7      | 0      | 0       | 259   | 37    | 0      | 0      | 0       | 37    | 16    | 0      | 0      | 0       | 16    | 200   | 4      | 1      | 0       | 205   |        |        |        |         |       |
| 745-800       | 224   | 8      | 0      | 0       | 232   | 40    | 1      | 1      | 0       | 42    | 30    | 2      | 0      | 0       | 32    | 204   | 6      | 1      | 1       | 212   |        |        |        |         |       |
| 800-815       | 343   | 6      | 0      | 0       | 349   | 62    | 2      | 0      | 0       | 64    | 43    | 0      | 0      | 0       | 43    | 186   | 6      | 1      | 2       | 195   |        |        |        |         |       |
| 815-830       | 302   | 7      | 1      | 0       | 310   | 65    | 0      | 0      | 0       | 65    | 37    | 0      | 1      | 0       | 38    | 169   | 7      | 0      | 0       | 176   |        |        |        |         |       |
| 830-845       | 347   | 4      | 0      | 0       | 351   | 64    | 0      | 2      | 0       | 66    | 27    | 0      | 0      | 0       | 27    | 181   | 8      | 0      | 0       | 189   |        |        |        |         |       |
| 845-900       | 326   | 6      | 1      | 0       | 333   | 55    | 2      | 1      | 0       | 58    | 17    | 1      | 1      | 0       | 19    | 149   | 8      | 1      | 0       | 158   |        |        |        |         |       |
| 900-915       | 283   | 7      | 0      | 0       | 290   | 58    | 1      | 0      | 0       | 59    | 14    | 0      | 0      | 0       | 14    | 148   | 7      | 0      | 0       | 155   |        |        |        |         |       |
| 915-930       | 235   | 3      | 1      | 0       | 239   | 70    | 1      | 0      | 0       | 71    | 15    | 2      | 0      | 0       | 17    | 154   | 8      | 0      | 0       | 162   |        |        |        |         |       |
| 930-945       | 220   | 6      | 0      | 0       | 226   | 47    | 0      | 0      | 0       | 47    | 29    | 1      | 0      | 1       | 31    | 157   | 7      | 1      | 0       | 165   |        |        |        |         |       |
| 945-1000      | 218   | 7      | 0      | 0       | 225   | 43    | 1      | 0      | 0       | 44    | 20    | 0      | 0      | 0       | 20    | 167   | 9      | 0      | 1       | 177   |        |        |        |         |       |
| HOUR TOTALS   |       |        |        |         |       |       |        |        |         |       |       |        |        |         |       |       |        |        |         |       |        |        |        |         |       |
| 700-800       | 836   | 29     | 0      | 0       | 865   | 165   | 2      | 1      | 0       | 168   | 70    | 5      | 1      | 0       | 76    | 648   | 24     | 4      | 1       | 677   |        |        |        |         |       |
| 715-815       | 1016  | 27     | 0      | 0       | 1043  | 195   | 3      | 1      | 0       | 199   | 99    | 4      | 1      | 0       | 104   | 726   | 24     | 4      | 3       | 757   |        |        |        |         |       |
| 730-830       | 1121  | 28     | 1      | 0       | 1150  | 204   | 3      | 1      | 0       | 208   | 126   | 2      | 1      | 0       | 129   | 759   | 23     | 3      | 3       | 788   |        |        |        |         |       |
| 745-845       | 1216  | 25     | 1      | 0       | 1242  | 231   | 3      | 3      | 0       | 237   | 137   | 2      | 1      | 0       | 140   | 740   | 27     | 2      | 3       | 772   |        |        |        |         |       |
| 800-900       | 1318  | 23     | 2      | 0       | 1343  | 246   | 4      | 3      | 0       | 253   | 124   | 1      | 2      | 0       | 127   | 685   | 29     | 2      | 2       | 718   |        |        |        |         |       |
| 815-915       | 1258  | 24     | 2      | 0       | 1284  | 242   | 3      | 3      | 0       | 248   | 95    | 1      | 2      | 0       | 98    | 647   | 30     | 1      | 0       | 678   |        |        |        |         |       |
| 830-930       | 1191  | 20     | 2      | 0       | 1213  | 247   | 4      | 3      | 0       | 254   | 73    | 3      | 1      | 0       | 77    | 632   | 31     | 1      | 0       | 664   |        |        |        |         |       |
| 845-945       | 1064  | 22     | 2      | 0       | 1088  | 230   | 4      | 1      | 0       | 235   | 75    | 4      | 1      | 1       | 81    | 608   | 30     | 2      | 0       | 640   |        |        |        |         |       |
| 900-1000      | 956   | 23     | 1      | 0       | 980   | 218   | 3      | 0      | 0       | 221   | 78    | 3      | 0      | 1       | 82    | 626   | 31     | 1      | 1       | 659   |        |        |        |         |       |
| 15-MIN COUNTS | 9     |        |        |         |       | 10    |        |        |         |       | 11    |        |        |         |       | 12    |        |        |         |       | TOTALS |        |        |         |       |
|               | NBLT  |        |        |         |       | EBRT  |        |        |         |       | EBTH  |        |        |         |       | EBLT  |        |        |         |       |        |        |        |         |       |
|               | AUTOS | 2 AXLE | 3 AXLE | 4 +AXLE | TOTAL | AUTOS | 2 AXLE | 3 AXLE | 4 +AXLE | TOTAL | AUTOS | 2 AXLE | 3 AXLE | 4 +AXLE | TOTAL | AUTOS | 2 AXLE | 3 AXLE | 4 +AXLE | TOTAL | AUTOS  | 2 AXLE | 3 AXLE | 4 +AXLE | TOTAL |
| 700-715       | 14    | 0      | 0      | 0       | 14    | 6     | 0      | 0      | 0       | 6     | 83    | 8      | 0      | 0       | 91    | 9     | 1      | 0      | 0       | 10    | 689    | 31     | 2      | 2       | 724   |
| 715-730       | 8     | 1      | 0      | 0       | 9     | 3     | 1      | 0      | 0       | 4     | 90    | 5      | 0      | 0       | 95    | 16    | 0      | 0      | 0       | 16    | 827    | 31     | 3      | 1       | 862   |
| 730-745       | 6     | 0      | 0      | 0       | 6     | 2     | 0      | 0      | 0       | 2     | 121   | 6      | 0      | 1       | 128   | 15    | 1      | 0      | 0       | 16    | 1011   | 28     | 1      | 3       | 1043  |
| 745-800       | 23    | 0      | 0      | 0       | 23    | 6     | 0      | 0      | 0       | 6     | 134   | 6      | 0      | 0       | 140   | 19    | 2      | 0      | 0       | 21    | 980    | 34     | 2      | 2       | 1018  |
| 800-815       | 12    | 0      | 0      | 0       | 12    | 9     | 1      | 0      | 0       | 10    | 163   | 7      | 0      | 0       | 170   | 25    | 4      | 0      | 0       | 29    | 1245   | 44     | 1      | 2       | 1292  |
| 815-830       | 15    | 0      | 0      | 0       | 15    | 4     | 1      | 0      | 0       | 5     | 128   | 3      | 0      | 0       | 131   | 19    | 2      | 0      | 0       | 21    | 1086   | 27     | 3      | 0       | 1116  |
| 830-845       | 12    | 1      | 0      | 0       | 13    | 8     | 1      | 0      | 0       | 9     | 132   | 4      | 1      | 0       | 137   | 20    | 1      | 0      | 0       | 21    | 1121   | 27     | 3      | 0       | 1151  |
| 845-900       | 18    | 0      | 0      | 0       | 18    | 5     | 0      | 0      | 0       | 5     | 114   | 4      | 1      | 0       | 119   | 23    | 1      | 0      | 0       | 24    | 1037   | 32     | 7      | 1       | 1077  |
| 900-915       | 18    | 1      | 0      | 0       | 19    | 16    | 0      | 0      | 0       | 16    | 158   | 2      | 1      | 0       | 161   | 35    | 1      | 0      | 0       | 36    | 1118   | 24     | 5      | 0       | 1147  |
| 915-930       | 7     | 1      | 0      | 0       | 8     | 19    | 0      | 0      | 0       | 19    | 137   | 5      | 0      | 0       | 142   | 26    | 0      | 0      | 0       | 26    | 1010   | 29     | 2      | 1       | 1042  |
| 930-945       | 18    | 0      | 0      | 0       | 18    | 10    | 1      | 0      | 0       | 11    | 144   | 5      | 0      | 0       | 149   | 22    | 1      | 0      | 0       | 23    | 990    | 30     | 2      | 3       | 1025  |
| 945-1000      | 21    | 0      | 0      | 0       | 21    | 10    | 0      | 0      | 0       | 10    | 153   | 4      | 1      | 0       | 158   | 43    | 2      | 0      | 0       | 45    | 1007   | 38     | 1      | 2       | 1048  |
| HOUR TOTALS   |       |        |        |         |       |       |        |        |         |       |       |        |        |         |       |       |        |        |         |       |        |        |        |         |       |
| 700-800       | 51    | 1      | 0      | 0       | 52    | 17    | 1      | 0      | 0       | 18    | 428   | 25     | 0      | 1       | 454   | 59    | 4      | 0      | 0       | 63    | 3507   | 124    | 8      | 8       | 3647  |
| 715-815       | 49    | 1      | 0      | 0       | 50    | 20    | 2      | 0      | 0       | 22    | 508   | 24     | 0      | 1       | 533   | 75    | 7      | 0      | 0       | 82    | 4063   | 137    | 7      | 8       | 4215  |
| 730-830       | 56    | 0      | 0      | 0       | 56    | 21    | 2      | 0      | 0       | 23    | 546   | 22     | 0      | 1       | 569   | 78    | 9      | 0      | 0       | 87    | 4322   | 133    | 7      | 7       | 4469  |
| 745-845       | 62    | 1      | 0      | 0       | 63    | 27    | 3      | 0      | 0       | 30    | 557   | 20     | 1      | 0       | 578   | 83    | 9      | 0      | 0       | 92    | 4432   | 132    | 9      | 4       | 4577  |
| 800-900       | 57    | 1      | 0      | 0       | 58    | 26    | 3      | 0      | 0       | 29    | 537   | 18     | 2      | 0       | 557   | 87    | 8      | 0      | 0       | 95    | 4489   | 130    | 14     | 3       | 4636  |
| 815-915       | 63    | 2      | 0      | 0       | 65    | 33    | 2      | 0      | 0       | 35    | 532   | 13     | 3      | 0       | 548   | 97    | 5      | 0      | 0       | 102   | 4362   | 110    | 18     | 1       | 4491  |
| 830-930       | 55    | 3      | 0      | 0       | 58    | 48    | 1      | 0      | 0       | 49    | 541   | 15     | 3      | 0       | 559   | 104   | 3      | 0      | 0       | 107   | 4286   | 112    | 17     | 2       | 4417  |
| 845-945       | 61    | 2      | 0      | 0       | 63    | 50    | 1      | 0      | 0       | 51    | 553   | 16     | 2      | 0       | 571   | 106   | 3      | 0      | 0       | 109   | 4155   | 115    | 16     | 5       | 4291  |
| 900-1000      | 64    | 2      | 0      | 0       | 66    | 55    | 1      | 0      | 0       | 56    | 592   | 16     | 2      | 0       | 610   | 126   | 4      | 0      | 0       | 130   | 4125   | 121    | 10     | 6       | 4262  |

A.M. PEAK HOUR  
 800-900  
 Peak Hour 15-min  
 4636 1292  
 PHF = 0.9

AXLE CLASSIFICATION TURNING MOVEMENT COUNT SUMMARY

CLIENT: ITERIS  
 PROJECT: LOS ANGELES TRAFFIC COUNTS  
 DATE: WEDNESDAY OCTOBER 29, 2008  
 PERIOD: 4:00 PM TO 7:00 PM  
 INTERSECTION: N/S FAIRFAX AVENUE  
 E/W 3RD STREET

| 15-MIN COUNTS        | 1 SBRT |        |        |         |       | 2 SBTH  |        |        |         |       | 3 SBLT  |        |        |         |       | 4 WBRT  |        |        |         |       |        |        |        |         |       |
|----------------------|--------|--------|--------|---------|-------|---------|--------|--------|---------|-------|---------|--------|--------|---------|-------|---------|--------|--------|---------|-------|--------|--------|--------|---------|-------|
|                      | AUTOS  | 2 AXLE | 3 AXLE | 4 +AXLE | TOTAL | AUTOS   | 2 AXLE | 3 AXLE | 4 +AXLE | TOTAL | AUTOS   | 2 AXLE | 3 AXLE | 4 +AXLE | TOTAL | AUTOS   | 2 AXLE | 3 AXLE | 4 +AXLE | TOTAL |        |        |        |         |       |
| 400-415              | 29     | 1      | 0      | 0       | 30    | 232     | 6      | 1      | 1       | 240   | 43      | 2      | 0      | 0       | 45    | 39      | 0      | 2      | 0       | 41    |        |        |        |         |       |
| 415-430              | 24     | 0      | 0      | 0       | 24    | 211     | 1      | 1      | 0       | 213   | 52      | 2      | 0      | 0       | 54    | 52      | 2      | 0      | 0       | 54    |        |        |        |         |       |
| 430-445              | 29     | 2      | 0      | 0       | 31    | 214     | 4      | 0      | 0       | 218   | 58      | 2      | 0      | 0       | 60    | 61      | 1      | 0      | 0       | 62    |        |        |        |         |       |
| 445-500              | 25     | 0      | 0      | 0       | 25    | 253     | 3      | 0      | 0       | 256   | 47      | 2      | 0      | 0       | 49    | 48      | 1      | 0      | 0       | 49    |        |        |        |         |       |
| 500-515              | 16     | 1      | 0      | 0       | 17    | 232     | 7      | 1      | 0       | 240   | 55      | 0      | 0      | 0       | 55    | 40      | 1      | 0      | 0       | 41    |        |        |        |         |       |
| 515-530              | 25     | 0      | 0      | 0       | 25    | 225     | 0      | 0      | 1       | 226   | 50      | 2      | 0      | 0       | 52    | 43      | 1      | 0      | 0       | 44    |        |        |        |         |       |
| 530-545              | 25     | 0      | 0      | 0       | 25    | 208     | 7      | 0      | 0       | 215   | 59      | 2      | 0      | 0       | 61    | 63      | 0      | 0      | 0       | 63    |        |        |        |         |       |
| 545-600              | 27     | 1      | 0      | 0       | 28    | 205     | 1      | 0      | 0       | 206   | 46      | 0      | 0      | 0       | 46    | 45      | 0      | 0      | 0       | 45    |        |        |        |         |       |
| 600-615              | 20     | 0      | 0      | 0       | 20    | 241     | 5      | 0      | 0       | 246   | 48      | 1      | 0      | 0       | 49    | 45      | 0      | 0      | 0       | 45    |        |        |        |         |       |
| 615-630              | 25     | 0      | 0      | 0       | 25    | 295     | 1      | 0      | 0       | 296   | 55      | 2      | 0      | 0       | 57    | 45      | 0      | 0      | 0       | 45    |        |        |        |         |       |
| 630-645              | 28     | 1      | 0      | 0       | 29    | 254     | 4      | 0      | 0       | 258   | 62      | 0      | 0      | 0       | 62    | 54      | 0      | 0      | 0       | 54    |        |        |        |         |       |
| 645-700              | 19     | 2      | 0      | 0       | 21    | 231     | 0      | 0      | 0       | 231   | 47      | 0      | 0      | 0       | 47    | 50      | 0      | 0      | 0       | 50    |        |        |        |         |       |
| <b>HOURLY TOTALS</b> |        |        |        |         |       |         |        |        |         |       |         |        |        |         |       |         |        |        |         |       |        |        |        |         |       |
| 400-500              | 107    | 3      | 0      | 0       | 110   | 910     | 14     | 2      | 1       | 927   | 200     | 8      | 0      | 0       | 208   | 200     | 4      | 2      | 0       | 206   |        |        |        |         |       |
| 415-515              | 94     | 3      | 0      | 0       | 97    | 910     | 15     | 2      | 0       | 927   | 212     | 6      | 0      | 0       | 218   | 201     | 5      | 0      | 0       | 206   |        |        |        |         |       |
| 430-530              | 95     | 3      | 0      | 0       | 98    | 924     | 14     | 1      | 1       | 940   | 210     | 6      | 0      | 0       | 216   | 192     | 4      | 0      | 0       | 196   |        |        |        |         |       |
| 445-545              | 91     | 1      | 0      | 0       | 92    | 918     | 17     | 1      | 1       | 937   | 211     | 6      | 0      | 0       | 217   | 194     | 3      | 0      | 0       | 197   |        |        |        |         |       |
| 500-600              | 93     | 2      | 0      | 0       | 95    | 870     | 15     | 1      | 1       | 887   | 210     | 4      | 0      | 0       | 214   | 191     | 2      | 0      | 0       | 193   |        |        |        |         |       |
| 515-615              | 97     | 1      | 0      | 0       | 98    | 879     | 13     | 0      | 1       | 893   | 203     | 5      | 0      | 0       | 208   | 196     | 1      | 0      | 0       | 197   |        |        |        |         |       |
| 530-630              | 97     | 1      | 0      | 0       | 98    | 949     | 14     | 0      | 0       | 963   | 208     | 5      | 0      | 0       | 213   | 198     | 0      | 0      | 0       | 198   |        |        |        |         |       |
| 545-645              | 100    | 2      | 0      | 0       | 102   | 995     | 11     | 0      | 0       | 1006  | 211     | 3      | 0      | 0       | 214   | 189     | 0      | 0      | 0       | 189   |        |        |        |         |       |
| 600-700              | 92     | 3      | 0      | 0       | 95    | 1021    | 10     | 0      | 0       | 1031  | 212     | 3      | 0      | 0       | 215   | 194     | 0      | 0      | 0       | 194   |        |        |        |         |       |
| 15-MIN COUNTS        | 5 WBTH |        |        |         |       | 6 WBLT  |        |        |         |       | 7 NBRT  |        |        |         |       | 8 NBTH  |        |        |         |       |        |        |        |         |       |
|                      | AUTOS  | 2 AXLE | 3 AXLE | 4 +AXLE | TOTAL | AUTOS   | 2 AXLE | 3 AXLE | 4 +AXLE | TOTAL | AUTOS   | 2 AXLE | 3 AXLE | 4 +AXLE | TOTAL | AUTOS   | 2 AXLE | 3 AXLE | 4 +AXLE | TOTAL |        |        |        |         |       |
| 400-415              | 123    | 5      | 0      | 0       | 128   | 35      | 1      | 1      | 0       | 37    | 39      | 0      | 0      | 0       | 39    | 222     | 2      | 0      | 1       | 225   |        |        |        |         |       |
| 415-430              | 153    | 13     | 0      | 0       | 166   | 40      | 0      | 0      | 0       | 40    | 21      | 2      | 0      | 0       | 23    | 211     | 7      | 0      | 0       | 218   |        |        |        |         |       |
| 430-445              | 169    | 5      | 0      | 0       | 174   | 42      | 1      | 0      | 0       | 43    | 34      | 0      | 0      | 0       | 34    | 205     | 4      | 0      | 0       | 209   |        |        |        |         |       |
| 445-500              | 128    | 8      | 0      | 0       | 136   | 26      | 0      | 0      | 0       | 26    | 32      | 1      | 0      | 0       | 33    | 236     | 4      | 0      | 0       | 240   |        |        |        |         |       |
| 500-515              | 142    | 1      | 0      | 0       | 143   | 35      | 0      | 0      | 0       | 35    | 22      | 0      | 0      | 0       | 22    | 237     | 6      | 0      | 0       | 243   |        |        |        |         |       |
| 515-530              | 149    | 5      | 0      | 0       | 154   | 40      | 0      | 1      | 0       | 41    | 36      | 1      | 0      | 0       | 37    | 245     | 4      | 0      | 0       | 249   |        |        |        |         |       |
| 530-545              | 164    | 6      | 0      | 0       | 170   | 33      | 0      | 0      | 0       | 33    | 26      | 0      | 0      | 0       | 26    | 249     | 4      | 0      | 0       | 253   |        |        |        |         |       |
| 545-600              | 146    | 6      | 0      | 0       | 152   | 35      | 0      | 0      | 0       | 35    | 27      | 0      | 0      | 0       | 27    | 210     | 4      | 0      | 0       | 214   |        |        |        |         |       |
| 600-615              | 157    | 5      | 0      | 0       | 162   | 33      | 0      | 0      | 0       | 33    | 20      | 1      | 0      | 0       | 21    | 241     | 4      | 0      | 0       | 245   |        |        |        |         |       |
| 615-630              | 175    | 4      | 0      | 0       | 179   | 40      | 0      | 0      | 0       | 40    | 21      | 0      | 0      | 0       | 21    | 208     | 3      | 0      | 0       | 211   |        |        |        |         |       |
| 630-645              | 159    | 3      | 0      | 0       | 162   | 27      | 0      | 0      | 0       | 27    | 28      | 1      | 0      | 0       | 29    | 235     | 3      | 0      | 0       | 238   |        |        |        |         |       |
| 645-700              | 174    | 6      | 0      | 0       | 180   | 30      | 0      | 0      | 0       | 30    | 35      | 0      | 0      | 0       | 35    | 235     | 3      | 0      | 0       | 238   |        |        |        |         |       |
| <b>HOURLY TOTALS</b> |        |        |        |         |       |         |        |        |         |       |         |        |        |         |       |         |        |        |         |       |        |        |        |         |       |
| 400-500              | 573    | 31     | 0      | 0       | 604   | 143     | 2      | 1      | 0       | 146   | 126     | 3      | 0      | 0       | 129   | 874     | 17     | 0      | 1       | 892   |        |        |        |         |       |
| 415-515              | 592    | 27     | 0      | 0       | 619   | 143     | 1      | 0      | 0       | 144   | 109     | 3      | 0      | 0       | 112   | 889     | 21     | 0      | 0       | 910   |        |        |        |         |       |
| 430-530              | 588    | 19     | 0      | 0       | 607   | 143     | 1      | 1      | 0       | 145   | 124     | 2      | 0      | 0       | 126   | 923     | 18     | 0      | 0       | 941   |        |        |        |         |       |
| 445-545              | 583    | 20     | 0      | 0       | 603   | 134     | 0      | 1      | 0       | 135   | 116     | 2      | 0      | 0       | 118   | 967     | 18     | 0      | 0       | 985   |        |        |        |         |       |
| 500-600              | 601    | 18     | 0      | 0       | 619   | 143     | 0      | 1      | 0       | 144   | 111     | 1      | 0      | 0       | 112   | 941     | 18     | 0      | 0       | 959   |        |        |        |         |       |
| 515-615              | 616    | 22     | 0      | 0       | 638   | 141     | 0      | 1      | 0       | 142   | 109     | 2      | 0      | 0       | 111   | 945     | 16     | 0      | 0       | 961   |        |        |        |         |       |
| 530-630              | 642    | 21     | 0      | 0       | 663   | 141     | 0      | 0      | 0       | 141   | 94      | 1      | 0      | 0       | 95    | 908     | 15     | 0      | 0       | 923   |        |        |        |         |       |
| 545-645              | 637    | 18     | 0      | 0       | 655   | 135     | 0      | 0      | 0       | 135   | 96      | 2      | 0      | 0       | 98    | 894     | 14     | 0      | 0       | 908   |        |        |        |         |       |
| 600-700              | 665    | 18     | 0      | 0       | 683   | 130     | 0      | 0      | 0       | 130   | 104     | 2      | 0      | 0       | 106   | 919     | 13     | 0      | 0       | 932   |        |        |        |         |       |
| 15-MIN COUNTS        | 9 NBLT |        |        |         |       | 10 EBRT |        |        |         |       | 11 EBTH |        |        |         |       | 12 EBLT |        |        |         |       | TOTALS |        |        |         |       |
|                      | AUTOS  | 2 AXLE | 3 AXLE | 4 +AXLE | TOTAL | AUTOS   | 2 AXLE | 3 AXLE | 4 +AXLE | TOTAL | AUTOS   | 2 AXLE | 3 AXLE | 4 +AXLE | TOTAL | AUTOS   | 2 AXLE | 3 AXLE | 4 +AXLE | TOTAL | AUTOS  | 2 AXLE | 3 AXLE | 4 +AXLE | TOTAL |
| 400-415              | 15     | 0      | 0      | 0       | 15    | 12      | 0      | 0      | 0       | 12    | 233     | 6      | 0      | 0       | 239   | 41      | 2      | 0      | 0       | 43    | 1063   | 25     | 4      | 2       | 1094  |
| 415-430              | 14     | 0      | 0      | 0       | 14    | 10      | 2      | 0      | 0       | 12    | 246     | 5      | 0      | 0       | 251   | 41      | 1      | 0      | 0       | 42    | 1075   | 35     | 1      | 0       | 1111  |
| 430-445              | 17     | 0      | 0      | 0       | 17    | 13      | 0      | 0      | 0       | 13    | 267     | 6      | 1      | 0       | 274   | 49      | 3      | 0      | 0       | 52    | 1158   | 28     | 1      | 0       | 1187  |
| 445-500              | 13     | 0      | 0      | 0       | 13    | 13      | 0      | 0      | 0       | 13    | 249     | 3      | 0      | 0       | 252   | 49      | 0      | 0      | 0       | 49    | 1119   | 22     | 0      | 0       | 1141  |
| 500-515              | 12     | 0      | 0      | 0       | 12    | 11      | 0      | 0      | 0       | 11    | 271     | 4      | 0      | 0       | 275   | 46      | 2      | 0      | 0       | 48    | 1119   | 22     | 1      | 0       | 1142  |
| 515-530              | 11     | 0      | 0      | 0       | 11    | 8       | 0      | 0      | 0       | 8     | 234     | 3      | 0      | 0       | 237   | 45      | 1      | 0      | 0       | 46    | 1111   | 17     | 1      | 1       | 1130  |
| 530-545              | 17     | 0      | 0      | 0       | 17    | 21      | 0      | 0      | 0       | 21    | 285     | 2      | 0      | 0       | 287   | 44      | 1      | 0      | 0       | 45    | 1194   | 22     | 0      | 0       | 1216  |
| 545-600              | 11     | 0      | 0      | 0       | 11    | 15      | 0      | 0      | 0       | 15    | 246     | 3      | 1      | 0       | 250   | 42      | 0      | 0      | 0       | 42    | 1055   | 15     | 1      | 0       | 1071  |
| 600-615              | 17     | 0      | 0      | 0       | 17    | 12      | 0      | 0      | 0       | 12    | 271     | 4      | 1      | 0       | 276   | 45      | 1      | 0      | 0       | 46    | 1150   | 21     | 1      | 0       | 1172  |
| 615-630              | 17     | 0      | 0      | 0       | 17    | 14      | 0      | 0      | 0       | 14    | 247     | 3      | 1      | 0       | 251   | 60      | 0      | 0      | 0       | 60    | 1202   | 13     | 1      | 0       | 1216  |
| 630-645              | 16     | 0      | 0      | 0       | 16    | 22      | 0      | 0      | 0       | 22    | 252     | 4      | 0      | 0       | 256   | 47      | 0      | 0      | 0       | 47    | 1184   | 16     | 0      | 0       | 1200  |
| 645-700              | 22     | 0      | 0      | 0       | 22    | 10      | 0      | 0      | 0       | 10    | 224     | 27     | 2      | 0       | 253   | 57      | 1      | 0      | 0       | 58    | 1134   | 39     | 2      | 0       | 1175  |
| <b>HOURLY TOTALS</b> |        |        |        |         |       |         |        |        |         |       |         |        |        |         |       |         |        |        |         |       |        |        |        |         |       |
| 400-500              | 59     | 0      | 0      | 0       | 59    | 48      | 2      | 0      | 0       | 50    | 995     | 20     | 1      | 0       | 1016  | 180     | 6      | 0      | 0       | 186   | 4415   | 110    | 6      | 2       | 4533  |
| 415-515              | 56     | 0      | 0      | 0       | 56    | 47      | 2      | 0      | 0       | 49    | 1033    | 18     | 1      | 0       | 1052  | 185     | 6      | 0      | 0       | 191   | 4471   | 107    | 3      | 0       | 4581  |
| 430-530              | 53     | 0      | 0      | 0       | 53    | 45      | 0      | 0      | 0       | 45    | 1021    | 16     | 1      | 0       | 1038  | 189     | 6      | 0      | 0       | 195   | 4507   | 89     | 3      | 1       | 4600  |
| 445-545              | 53     | 0      | 0      | 0       | 53    | 53      | 0      | 0      | 0       | 53    | 1039    | 12     | 0      | 0       | 1051  | 184     | 4      | 0      | 0       | 188   | 4543   | 83     | 2      | 1       | 4629  |
| 500-600              | 51     | 0      | 0      | 0       | 51    | 55      | 0      | 0      | 0       | 55    | 1036    | 12     | 1      | 0       | 1049  | 177     | 4      | 0      | 0       | 181   | 4479   | 76     | 3      | 1       | 4559  |
| 515-615              | 56     | 0      | 0      | 0       | 56    | 56      | 0      | 0      | 0       | 56    | 1036    | 12     | 2      | 0       | 1050  | 176     | 3      | 0      | 0       | 179   | 4510   | 75     | 3      | 1       | 4589  |
| 530-630              | 62     | 0      | 0      | 0       | 62    | 62      | 0      | 0      | 0       | 62    | 1049    | 12     | 3      | 0       | 1064  | 191     | 2      | 0      | 0       | 193   | 4601   | 71     | 3      | 0       | 4675  |
| 545-645              | 61     | 0      | 0      | 0       | 61    | 63      | 0      | 0      | 0       | 63    | 1016    | 14     | 3      | 0       | 1033  | 194     | 1      | 0      | 0       | 195   | 4591   | 65     | 3      | 0       | 4659  |
| 600-700              | 72     | 0      | 0      | 0       | 72    | 58      | 0      | 0      | 0       | 58    | 994     | 38     | 4      | 0       | 1036  | 209     | 2      | 0      | 0       | 211   | 4670   | 89     | 4      | 0       | 4763  |

P.M. PEAK HOUR  
 600-700  
 Peak Hour 15-min  
 4763 1216  
 PHF = 0.98

# PEAK HOUR ITM SUMMARY

## #012 FAIRFAX AVE. & 6TH AVE.

|                |              |            |                             |          |        |
|----------------|--------------|------------|-----------------------------|----------|--------|
| LOCATION #:    | 012          | QTD PRJ #: | 080258                      | AM PEAK: | 745 AM |
| NORTH / SOUTH: | FAIRFAX AVE. | DATE:      | Wednesday, October 29, 2008 | MD PEAK: |        |
| EAST / WEST:   | 6TH AVE.     | VICINITY:  | LOS ANGELES, CA             | PM PEAK: | 400 PM |



|              |            |             |           |
|--------------|------------|-------------|-----------|
| LN           | 0          | 2           | 0         |
| AM           | 81         | 1179        | 31        |
| MD           | 0          | 0           | 0         |
| PM           | 38         | 1062        | 7         |
| <b>TOTAL</b> | <b>119</b> | <b>2241</b> | <b>38</b> |

FAIRFAX AVE.

|       |      |
|-------|------|
| TOTAL | 1629 |
| PM    | 926  |
| MD    | 0    |
| AM    | 703  |

|       |     |    |     |
|-------|-----|----|-----|
| TOTAL | PM  | MD | AM  |
| 886   | 370 | 0  | 516 |

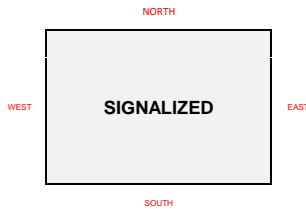
6TH AVE.

|       |     |    |     |    |
|-------|-----|----|-----|----|
| TOTAL | PM  | MD | AM  | LN |
| 211   | 120 | 0  | 91  | 1  |
| 756   | 329 | 0  | 427 | 1  |
| 248   | 75  | 0  | 173 | 1  |

6TH AVE.

|     |    |     |       |
|-----|----|-----|-------|
| AM  | MD | PM  | TOTAL |
| 326 | 0  | 491 | 817   |

|     |     |    |     |       |
|-----|-----|----|-----|-------|
| LN  | AM  | MD | PM  | TOTAL |
| 1   | 17  | 0  | 19  | 36    |
| 0.5 | 241 | 0  | 382 | 623   |
| 0.5 | 11  | 0  | 18  | 29    |



|       |    |      |      |
|-------|----|------|------|
| TOTAL | PM | MD   | AM   |
| 1363  | 0  | 1155 | 2518 |

FAIRFAX AVE.

|       |    |      |     |
|-------|----|------|-----|
| TOTAL | 11 | 1382 | 156 |
| PM    | 3  | 787  | 102 |
| MD    | 0  | 0    | 0   |
| AM    | 8  | 595  | 54  |
| LN    | 1  | 2    | 0   |

|          |         |    |          |          |   |    |   |          |         |    |         |
|----------|---------|----|----------|----------|---|----|---|----------|---------|----|---------|
| AM COUNT | 7:00 AM | TO | 10:00 AM | MD COUNT | - | TO | - | PM COUNT | 4:00 PM | TO | 7:00 PM |
|----------|---------|----|----------|----------|---|----|---|----------|---------|----|---------|



**QUALITY TRAFFIC DATA, LLC**

11040 Santa Monica Blvd, Suite 207, Los Angeles, CA 90025

Phone: 310-341-0019 Fax: 310-807-9247 Info@QualityTrafficData.com

# VEHICLE TURNING MOVEMENT COUNT

#012 FAIRFAX AVE. & 6TH AVE. - AM PEAK

|                |              |            |                             |
|----------------|--------------|------------|-----------------------------|
| LOCATION #:    | 012          | QTD PRJ #: | 080258                      |
| NORTH / SOUTH: | FAIRFAX AVE. | DATE:      | Wednesday, October 29, 2008 |
| EAST / WEST:   | 6TH AVE.     | VICINITY:  | LOS ANGELES, CA             |

| DIRECTION: | NL | NT  | NR | SL | ST  | SR | EL | ET  | ER  | WL | WT  | WR | TOTALS: |
|------------|----|-----|----|----|-----|----|----|-----|-----|----|-----|----|---------|
| LANES:     | 1  | 2   | 0  | 0  | 2   | 0  | 1  | 0.5 | 0.5 | 1  | 1   | 1  |         |
| 6:00 AM    |    |     |    |    |     |    |    |     |     |    |     |    |         |
| 6:15 AM    |    |     |    |    |     |    |    |     |     |    |     |    |         |
| 6:30 AM    |    |     |    |    |     |    |    |     |     |    |     |    |         |
| 6:45 AM    |    |     |    |    |     |    |    |     |     |    |     |    |         |
| 7:00 AM    | 0  | 102 | 8  | 6  | 205 | 7  | 2  | 25  | 2   | 32 | 76  | 19 | 484     |
| 7:15 AM    | 1  | 124 | 12 | 4  | 238 | 10 | 1  | 39  | 1   | 43 | 66  | 24 | 563     |
| 7:30 AM    | 0  | 146 | 14 | 5  | 271 | 13 | 2  | 53  | 0   | 55 | 89  | 30 | 678     |
| 7:45 AM    | 2  | 158 | 13 | 8  | 289 | 14 | 1  | 51  | 2   | 52 | 98  | 26 | 714     |
| 8:00 AM    | 1  | 170 | 16 | 11 | 308 | 19 | 2  | 52  | 2   | 47 | 106 | 27 | 761     |
| 8:15 AM    | 0  | 146 | 15 | 7  | 294 | 22 | 5  | 63  | 3   | 41 | 110 | 22 | 728     |
| 8:30 AM    | 5  | 121 | 10 | 5  | 288 | 26 | 9  | 75  | 4   | 33 | 113 | 16 | 705     |
| 8:45 AM    | 2  | 127 | 12 | 7  | 283 | 18 | 6  | 71  | 1   | 27 | 104 | 21 | 679     |
| 9:00 AM    | 2  | 125 | 11 | 5  | 275 | 19 | 5  | 69  | 2   | 25 | 99  | 15 | 652     |
| 9:15 AM    | 1  | 129 | 13 | 2  | 279 | 15 | 3  | 65  | 1   | 22 | 92  | 13 | 635     |
| 9:30 AM    | 3  | 115 | 15 | 3  | 263 | 13 | 2  | 62  | 2   | 29 | 95  | 15 | 617     |
| 9:45 AM    | 1  | 117 | 12 | 5  | 258 | 15 | 5  | 61  | 1   | 21 | 82  | 12 | 590     |
| 10:00 AM   |    |     |    |    |     |    |    |     |     |    |     |    |         |
| 10:15 AM   |    |     |    |    |     |    |    |     |     |    |     |    |         |
| 10:30 AM   |    |     |    |    |     |    |    |     |     |    |     |    |         |

| VOLUME STATS:       | NL | NT    | NR  | SL | ST    | SR  | EL | ET    | ER | WL  | WT    | WR  | TOTALS: |
|---------------------|----|-------|-----|----|-------|-----|----|-------|----|-----|-------|-----|---------|
| TOTAL:              | 18 | 1580  | 151 | 68 | 3251  | 191 | 43 | 686   | 21 | 427 | 1130  | 240 | 7806    |
| P.H.V: <sup>1</sup> | 8  | 595   | 54  | 31 | 1179  | 81  | 17 | 241   | 11 | 173 | 427   | 91  | 2908    |
| P.H.F: <sup>2</sup> |    | 0.878 |     |    | 0.955 |     |    | 0.764 |    |     | 0.960 |     | 0.955   |

(1) Peak Hour Volume (Peak Hour Begins At 7:45 AM)

(2) Peak Hour Factor (directional aggregate)



**QUALITY TRAFFIC DATA, LLC**

11040 Santa Monica Blvd, Suite 207, Los Angeles, CA 90025

Phone: 310-341-0019 Fax: 310-807-9247 Info@QualityTrafficData.com

# VEHICLE TURNING MOVEMENT COUNT

#012 FAIRFAX AVE. & 6TH AVE. - PM PEAK

|                |              |            |                             |
|----------------|--------------|------------|-----------------------------|
| LOCATION #:    | 012          | QTD PRJ #: | 080258                      |
| NORTH / SOUTH: | FAIRFAX AVE. | DATE:      | Wednesday, October 29, 2008 |
| EAST / WEST:   | 6TH AVE.     | VICINITY:  | LOS ANGELES, CA             |

| DIRECTION: | NL | NT  | NR | SL | ST  | SR | EL | ET  | ER  | WL | WT | WR | TOTALS: |
|------------|----|-----|----|----|-----|----|----|-----|-----|----|----|----|---------|
| LANES:     | 1  | 2   | 0  | 0  | 2   | 0  | 1  | 0.5 | 0.5 | 1  | 1  | 1  |         |
| 4:00 PM    | 1  | 201 | 22 | 1  | 288 | 9  | 6  | 94  | 5   | 19 | 83 | 38 | 767     |
| 4:15 PM    | 0  | 198 | 25 | 2  | 270 | 10 | 6  | 99  | 4   | 18 | 81 | 31 | 744     |
| 4:30 PM    | 0  | 196 | 29 | 1  | 253 | 8  | 3  | 96  | 6   | 21 | 85 | 24 | 722     |
| 4:45 PM    | 2  | 192 | 26 | 3  | 251 | 11 | 4  | 93  | 3   | 17 | 80 | 27 | 709     |
| 5:00 PM    | 0  | 196 | 27 | 4  | 254 | 12 | 12 | 96  | 2   | 18 | 77 | 29 | 727     |
| 5:15 PM    | 1  | 191 | 30 | 3  | 261 | 9  | 9  | 96  | 2   | 21 | 76 | 32 | 731     |
| 5:30 PM    | 0  | 201 | 31 | 2  | 257 | 9  | 6  | 88  | 4   | 15 | 79 | 29 | 721     |
| 5:45 PM    | 2  | 203 | 32 | 6  | 255 | 8  | 7  | 92  | 6   | 17 | 75 | 21 | 724     |
| 6:00 PM    | 1  | 185 | 31 | 5  | 222 | 7  | 5  | 82  | 5   | 15 | 69 | 25 | 652     |
| 6:15 PM    | 2  | 181 | 29 | 2  | 235 | 5  | 3  | 82  | 3   | 19 | 62 | 22 | 645     |
| 6:30 PM    | 2  | 172 | 25 | 1  | 236 | 2  | 5  | 74  | 5   | 13 | 55 | 19 | 609     |
| 6:45 PM    | 1  | 145 | 22 | 3  | 231 | 6  | 9  | 75  | 2   | 12 | 52 | 19 | 577     |

| VOLUME STATS:       | NL | NT    | NR  | SL | ST    | SR | EL | ET    | ER | WL  | WT    | WR  | TOTALS: |
|---------------------|----|-------|-----|----|-------|----|----|-------|----|-----|-------|-----|---------|
| TOTAL:              | 12 | 2261  | 329 | 33 | 3013  | 96 | 75 | 1067  | 47 | 205 | 874   | 316 | 8328    |
| P.H.V: <sup>1</sup> | 3  | 787   | 102 | 7  | 1062  | 38 | 19 | 382   | 18 | 75  | 329   | 120 | 2942    |
| P.H.F: <sup>2</sup> |    | 0.991 |     |    | 0.929 |    |    | 0.961 |    |     | 0.936 |     | 0.959   |

(1) Peak Hour Volume (Peak Hour Begins At 400 PM)

(2) Peak Hour Factor (directional aggregate)



**QUALITY TRAFFIC DATA, LLC**

11040 Santa Monica Blvd, Suite 207, Los Angeles, CA 90025

Phone: 310-341-0019 Fax: 310-807-9247 Info@QualityTrafficData.com



City Of Los Angeles  
 Department Of Transportation  
**MANUAL TRAFFIC COUNT SUMMARY**

STREET: North/South FAIRFAX AV  
East/West WILSHIRE BL  
 Day: TUESDAY Date: November 4, 2008 Weather: SUNNY  
 Hours: 7-10AM 3-6PM Checkrs: YOUNG  
 School Day: YES District: HOLLYWOOD I/S CODE 42677

|                     | <u>N/B</u> | <u>S/B</u> | <u>E/B</u> | <u>W/B</u> |
|---------------------|------------|------------|------------|------------|
| <b>DUAL-WHEELED</b> | 77         | 162        | 109        | 93         |
| <b>BIKES</b>        | 7          | 11         | 3          | 13         |
| <b>BUSES</b>        | 64         | 64         | 154        | 179        |

|                     | <u>N/B TIME</u> |      | <u>S/B TIME</u> |      | <u>E/B TIME</u> |      | <u>W/B TIME</u> |      |
|---------------------|-----------------|------|-----------------|------|-----------------|------|-----------------|------|
| <i>AMPK 15 MIN</i>  | 324             | 8.15 | 434             | 8.15 | 231             | 8.15 | 425             | 8.30 |
| <i>PM PK 15 MIN</i> | 319             | 3.30 | 436             | 3.30 | 586             | 5.30 | 282             | 5.15 |
| <i>AMPK HOUR</i>    | 1237            | 8.15 | 1672            | 8.00 | 827             | 8.15 | 1631            | 7.45 |
| <i>PM PK HOUR</i>   | 1229            | 3.15 | 1665            | 5.00 | 2213            | 5.00 | 1064            | 5.00 |

**NORTHBOUND Approach**

| Hours        | Lt          | Th          | Rt         | Total       |
|--------------|-------------|-------------|------------|-------------|
| 7-8          | 113         | 758         | 75         | 946         |
| 8-9          | 251         | 878         | 76         | 1205        |
| 9-10         | 245         | 838         | 57         | 1140        |
| 3-4          | 154         | 946         | 111        | 1211        |
| 4-5          | 114         | 936         | 89         | 1139        |
| 5-6          | 159         | 926         | 67         | 1152        |
| <b>TOTAL</b> | <b>1036</b> | <b>5282</b> | <b>475</b> | <b>6793</b> |

**SOUTHBOUND Approach**

| Hours        | Lt          | Th          | Rt         | Total       |
|--------------|-------------|-------------|------------|-------------|
| 7-8          | 96          | 1050        | 147        | 1293        |
| 8-9          | 143         | 1319        | 210        | 1672        |
| 9-10         | 160         | 1220        | 212        | 1592        |
| 3-4          | 190         | 1278        | 150        | 1618        |
| 4-5          | 209         | 1214        | 115        | 1538        |
| 5-6          | 225         | 1331        | 109        | 1665        |
| <b>TOTAL</b> | <b>1023</b> | <b>7412</b> | <b>943</b> | <b>9378</b> |

**TOTAL**

**XING S/L**

**XING N/L**

| N-S          | Ped        | Sch      | Ped         | Sch      |
|--------------|------------|----------|-------------|----------|
| 2239         | 98         | 0        | 128         | 0        |
| 2877         | 124        | 0        | 232         | 0        |
| 2732         | 86         | 0        | 181         | 0        |
| 2829         | 139        | 0        | 159         | 0        |
| 2677         | 150        | 0        | 163         | 0        |
| 2817         | 135        | 0        | 184         | 0        |
| <b>16171</b> | <b>732</b> | <b>0</b> | <b>1047</b> | <b>0</b> |

**EASTBOUND Approach**

| Hours        | Lt         | Th          | Rt         | Total       |
|--------------|------------|-------------|------------|-------------|
| 7-8          | 71         | 554         | 35         | 660         |
| 8-9          | 77         | 684         | 47         | 808         |
| 9-10         | 90         | 673         | 58         | 821         |
| 3-4          | 177        | 1024        | 121        | 1322        |
| 4-5          | 208        | 1289        | 154        | 1651        |
| 5-6          | 318        | 1663        | 232        | 2213        |
| <b>TOTAL</b> | <b>941</b> | <b>5887</b> | <b>647</b> | <b>7475</b> |

**WESTBOUND Approach**

| Hours        | Lt         | Th          | Rt         | Total       |
|--------------|------------|-------------|------------|-------------|
| 7-8          | 77         | 1142        | 74         | 1293        |
| 8-9          | 100        | 1404        | 72         | 1576        |
| 9-10         | 85         | 1010        | 61         | 1156        |
| 3-4          | 74         | 749         | 95         | 918         |
| 4-5          | 51         | 727         | 108        | 886         |
| 5-6          | 85         | 828         | 151        | 1064        |
| <b>TOTAL</b> | <b>472</b> | <b>5860</b> | <b>561</b> | <b>6893</b> |

**TOTAL**

**XING W/L**

**XING E/L**

| E-W          | Ped        | Sch      | Ped        | Sch      |
|--------------|------------|----------|------------|----------|
| 1953         | 59         | 0        | 86         | 0        |
| 2384         | 80         | 0        | 99         | 0        |
| 1977         | 123        | 1        | 83         | 0        |
| 2240         | 143        | 2        | 121        | 1        |
| 2537         | 153        | 0        | 92         | 4        |
| 3277         | 118        | 0        | 114        | 2        |
| <b>14368</b> | <b>676</b> | <b>3</b> | <b>595</b> | <b>7</b> |

# PEAK HOUR ITM SUMMARY

## #013 FAIRFAX AVE. & 8TH STREET

|                |              |            |                             |          |        |
|----------------|--------------|------------|-----------------------------|----------|--------|
| LOCATION #:    | 013          | QTD PRJ #: | 080258                      | AM PEAK: | 730 AM |
| NORTH / SOUTH: | FAIRFAX AVE. | DATE:      | Wednesday, October 29, 2008 | MD PEAK: |        |
| EAST / WEST:   | 8TH STREET   | VICINITY:  | LOS ANGELES, CA             | PM PEAK: | 430 PM |



|       |   |      |     |
|-------|---|------|-----|
| LN    | 0 | 2    | 1   |
| AM    | 0 | 994  | 66  |
| MD    | 0 | 0    | 0   |
| PM    | 0 | 957  | 171 |
| TOTAL | 0 | 1951 | 237 |

FAIRFAX AVE.

|       |      |
|-------|------|
| TOTAL | 2082 |
| PM    | 959  |
| MD    | 0    |
| AM    | 1123 |

|       |    |    |    |
|-------|----|----|----|
| TOTAL | PM | MD | AM |
| 0     | 0  | 0  | 0  |

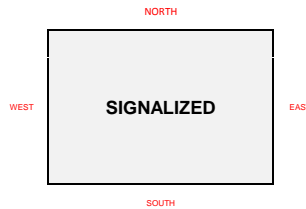
8TH STREET

|       |     |    |     |     |
|-------|-----|----|-----|-----|
| TOTAL | PM  | MD | AM  | LN  |
| 373   | 137 | 0  | 236 | 1.5 |
| 0     | 0   | 0  | 0   | 0   |
| 304   | 125 | 0  | 179 | 1.5 |

8TH STREET

|     |    |     |       |
|-----|----|-----|-------|
| AM  | MD | PM  | TOTAL |
| 227 | 0  | 340 | 567   |

|    |    |    |    |       |
|----|----|----|----|-------|
| LN | AM | MD | PM | TOTAL |
| 0  | 0  | 0  | 0  | 0     |
| 1  | 13 | 0  | 76 | 89    |
| 0  | 5  | 0  | 10 | 15    |



|       |      |
|-------|------|
| TOTAL | 1178 |
| PM    | 0    |
| MD    | 1092 |
| AM    | 2270 |

FAIRFAX AVE.

|       |   |      |     |
|-------|---|------|-----|
| TOTAL | 0 | 1709 | 241 |
| PM    | 0 | 822  | 93  |
| MD    | 0 | 0    | 0   |
| AM    | 0 | 887  | 148 |
| LN    | 0 | 2    | 0   |

|          |         |    |          |          |   |    |   |          |         |    |         |
|----------|---------|----|----------|----------|---|----|---|----------|---------|----|---------|
| AM COUNT | 7:00 AM | TO | 10:00 AM | MD COUNT | - | TO | - | PM COUNT | 4:00 PM | TO | 7:00 PM |
|----------|---------|----|----------|----------|---|----|---|----------|---------|----|---------|



**QUALITY TRAFFIC DATA, LLC**

11040 Santa Monica Blvd, Suite 207, Los Angeles, CA 90025

Phone: 310-341-0019 Fax: 310-807-9247 Info@QualityTrafficData.com

# VEHICLE TURNING MOVEMENT COUNT

#013 FAIRFAX AVE. & 8TH STREET - AM PEAK

|                |              |            |                             |
|----------------|--------------|------------|-----------------------------|
| LOCATION #:    | 013          | QTD PRJ #: | 080258                      |
| NORTH / SOUTH: | FAIRFAX AVE. | DATE:      | Wednesday, October 29, 2008 |
| EAST / WEST:   | 8TH STREET   | VICINITY:  | LOS ANGELES, CA             |

| DIRECTION: | NL | NT  | NR | SL | ST  | SR | EL | ET | ER | WL  | WT | WR  | TOTALS: |
|------------|----|-----|----|----|-----|----|----|----|----|-----|----|-----|---------|
| LANES:     | 0  | 2   | 0  | 1  | 2   | 0  | 0  | 1  | 0  | 1.5 | 0  | 1.5 |         |
| 6:00 AM    |    |     |    |    |     |    |    |    |    |     |    |     |         |
| 6:15 AM    |    |     |    |    |     |    |    |    |    |     |    |     |         |
| 6:30 AM    |    |     |    |    |     |    |    |    |    |     |    |     |         |
| 6:45 AM    |    |     |    |    |     |    |    |    |    |     |    |     |         |
| 7:00 AM    | 0  | 148 | 16 | 3  | 176 | 0  | 0  | 1  | 0  | 19  | 0  | 17  | 380     |
| 7:15 AM    | 0  | 161 | 24 | 8  | 215 | 0  | 0  | 0  | 1  | 26  | 0  | 33  | 468     |
| 7:30 AM    | 0  | 209 | 35 | 14 | 254 | 0  | 0  | 3  | 0  | 39  | 0  | 47  | 601     |
| 7:45 AM    | 0  | 218 | 38 | 18 | 262 | 0  | 0  | 2  | 1  | 44  | 0  | 54  | 637     |
| 8:00 AM    | 0  | 235 | 41 | 16 | 245 | 0  | 0  | 4  | 2  | 49  | 0  | 71  | 663     |
| 8:15 AM    | 0  | 225 | 34 | 18 | 233 | 0  | 0  | 4  | 2  | 47  | 0  | 64  | 627     |
| 8:30 AM    | 0  | 209 | 28 | 20 | 226 | 0  | 0  | 7  | 6  | 44  | 0  | 58  | 598     |
| 8:45 AM    | 0  | 215 | 27 | 27 | 221 | 0  | 0  | 6  | 3  | 36  | 0  | 56  | 591     |
| 9:00 AM    | 0  | 205 | 25 | 21 | 213 | 0  | 0  | 5  | 5  | 39  | 0  | 49  | 562     |
| 9:15 AM    | 0  | 201 | 19 | 22 | 212 | 0  | 0  | 9  | 3  | 32  | 0  | 42  | 540     |
| 9:30 AM    | 0  | 195 | 21 | 25 | 209 | 0  | 0  | 5  | 2  | 35  | 0  | 45  | 537     |
| 9:45 AM    | 0  | 182 | 23 | 21 | 215 | 0  | 0  | 3  | 1  | 30  | 0  | 41  | 516     |
| 10:00 AM   |    |     |    |    |     |    |    |    |    |     |    |     |         |
| 10:15 AM   |    |     |    |    |     |    |    |    |    |     |    |     |         |
| 10:30 AM   |    |     |    |    |     |    |    |    |    |     |    |     |         |

| VOLUME STATS: | NL | NT    | NR  | SL    | ST   | SR | EL | ET    | ER | WL    | WT | WR  | TOTALS: |
|---------------|----|-------|-----|-------|------|----|----|-------|----|-------|----|-----|---------|
| TOTAL:        | 0  | 2403  | 331 | 213   | 2681 | 0  | 0  | 49    | 26 | 440   | 0  | 577 | 6720    |
| P.H.V: 1      | 0  | 887   | 148 | 66    | 994  | 0  | 0  | 13    | 5  | 179   | 0  | 236 | 2528    |
| P.H.F: 2      |    | 0.938 |     | 0.946 |      |    |    | 0.750 |    | 0.865 |    |     | 0.953   |

(1) Peak Hour Volume (Peak Hour Begins At 7:30 AM)

(2) Peak Hour Factor (directional aggregate)



**QUALITY TRAFFIC DATA, LLC**

11040 Santa Monica Blvd, Suite 207, Los Angeles, CA 90025

Phone: 310-341-0019 Fax: 310-807-9247 Info@QualityTrafficData.com



# VEHICLE TURNING MOVEMENT COUNT

#013 FAIRFAX AVE. & 8TH STREET - PM PEAK

|                |              |            |                             |
|----------------|--------------|------------|-----------------------------|
| LOCATION #:    | 013          | QTD PRJ #: | 080258                      |
| NORTH / SOUTH: | FAIRFAX AVE. | DATE:      | Wednesday, October 29, 2008 |
| EAST / WEST:   | 8TH STREET   | VICINITY:  | LOS ANGELES, CA             |

| DIRECTION: | NL | NT  | NR | SL | ST  | SR | EL | ET | ER | WL  | WT | WR  | TOTALS: |
|------------|----|-----|----|----|-----|----|----|----|----|-----|----|-----|---------|
| LANES:     | 0  | 2   | 0  | 1  | 2   | 0  | 0  | 1  | 0  | 1.5 | 0  | 1.5 |         |
| 4:00 PM    | 0  | 223 | 22 | 43 | 215 | 0  | 0  | 8  | 1  | 27  | 0  | 18  | 557     |
| 4:15 PM    | 0  | 221 | 24 | 41 | 230 | 0  | 0  | 12 | 1  | 23  | 0  | 24  | 576     |
| 4:30 PM    | 0  | 219 | 20 | 44 | 241 | 0  | 0  | 18 | 2  | 26  | 0  | 30  | 600     |
| 4:45 PM    | 0  | 215 | 26 | 40 | 245 | 0  | 0  | 14 | 2  | 32  | 0  | 35  | 609     |
| 5:00 PM    | 0  | 202 | 28 | 36 | 234 | 0  | 0  | 25 | 4  | 39  | 0  | 37  | 605     |
| 5:15 PM    | 0  | 186 | 19 | 51 | 237 | 0  | 0  | 19 | 2  | 28  | 0  | 35  | 577     |
| 5:30 PM    | 0  | 179 | 16 | 64 | 238 | 0  | 0  | 40 | 5  | 21  | 0  | 31  | 594     |
| 5:45 PM    | 0  | 178 | 19 | 57 | 240 | 0  | 0  | 38 | 2  | 34  | 0  | 39  | 607     |
| 6:00 PM    | 0  | 162 | 15 | 52 | 231 | 0  | 0  | 35 | 3  | 31  | 0  | 32  | 561     |
| 6:15 PM    | 0  | 169 | 13 | 55 | 219 | 0  | 0  | 31 | 1  | 29  | 0  | 31  | 548     |
| 6:30 PM    | 0  | 171 | 16 | 46 | 215 | 0  | 0  | 28 | 2  | 25  | 0  | 25  | 528     |
| 6:45 PM    | 0  | 168 | 12 | 41 | 220 | 0  | 0  | 22 | 1  | 22  | 0  | 22  | 508     |

| VOLUME STATS:       | NL | NT    | NR  | SL  | ST    | SR | EL | ET    | ER | WL  | WT    | WR  | TOTALS: |
|---------------------|----|-------|-----|-----|-------|----|----|-------|----|-----|-------|-----|---------|
| TOTAL:              | 0  | 2293  | 230 | 570 | 2765  | 0  | 0  | 290   | 26 | 337 | 0     | 359 | 6870    |
| P.H.V: <sup>1</sup> | 0  | 822   | 93  | 171 | 957   | 0  | 0  | 76    | 10 | 125 | 0     | 137 | 2391    |
| P.H.F: <sup>2</sup> |    | 0.949 |     |     | 0.979 |    |    | 0.741 |    |     | 0.862 |     | 0.982   |

(1) Peak Hour Volume (Peak Hour Begins At 4:30 PM)

(2) Peak Hour Factor (directional aggregate)



**QUALITY TRAFFIC DATA, LLC**

11040 Santa Monica Blvd, Suite 207, Los Angeles, CA 90025

Phone: 310-341-0019 Fax: 310-807-9247 Info@QualityTrafficData.com

# PEAK HOUR ITM SUMMARY

## #016 SAN VICENTE BLVD. & OLYMPIC BLVD.

|                |                   |            |                             |          |        |
|----------------|-------------------|------------|-----------------------------|----------|--------|
| LOCATION #:    | 016               | QTD PRJ #: | 080258                      | AM PEAK: | 800 AM |
| NORTH / SOUTH: | SAN VICENTE BLVD. | DATE:      | Wednesday, October 29, 2008 | MD PEAK: |        |
| EAST / WEST:   | OLYMPIC BLVD.     | VICINITY:  | LOS ANGELES, CA             | PM PEAK: | 500 PM |



|              |           |             |          |
|--------------|-----------|-------------|----------|
| LN           | 0         | 4           | 0        |
| AM           | 5         | 753         | 0        |
| MD           | 0         | 0           | 0        |
| PM           | 6         | 1020        | 0        |
| <b>TOTAL</b> | <b>11</b> | <b>1773</b> | <b>0</b> |

SAN VICENTE BLVD.

|       |      |
|-------|------|
| TOTAL | 2424 |
| PM    | 835  |
| MD    | 0    |
| AM    | 1589 |

|       |      |    |      |
|-------|------|----|------|
| TOTAL | PM   | MD | AM   |
| 2957  | 1155 | 0  | 1802 |

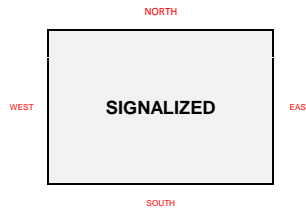
OLYMPIC BLVD.

|       |      |    |      |    |
|-------|------|----|------|----|
| TOTAL | PM   | MD | AM   | LN |
| 771   | 273  | 0  | 498  | 0  |
| 2629  | 1019 | 0  | 1610 | 3  |
| 0     | 0    | 0  | 0    | 0  |

OLYMPIC BLVD.

|      |    |      |       |
|------|----|------|-------|
| AM   | MD | PM   | TOTAL |
| 1111 | 0  | 1474 | 2585  |

|    |      |    |      |       |
|----|------|----|------|-------|
| LN | AM   | MD | PM   | TOTAL |
| 0  | 0    | 0  | 0    | 0     |
| 3  | 1111 | 0  | 1474 | 2585  |
| 0  | 153  | 0  | 284  | 437   |



|       |    |      |      |
|-------|----|------|------|
| TOTAL | PM | MD   | AM   |
| 906   | 0  | 1304 | 2210 |

SAN VICENTE BLVD.

|       |     |      |   |
|-------|-----|------|---|
| TOTAL | 317 | 1653 | 0 |
| PM    | 130 | 562  | 0 |
| MD    | 0   | 0    | 0 |
| AM    | 187 | 1091 | 0 |
| LN    | 1   | 3    | 0 |

|          |         |    |          |          |   |    |   |          |         |    |         |
|----------|---------|----|----------|----------|---|----|---|----------|---------|----|---------|
| AM COUNT | 7:00 AM | TO | 10:00 AM | MD COUNT | - | TO | - | PM COUNT | 4:00 PM | TO | 7:00 PM |
|----------|---------|----|----------|----------|---|----|---|----------|---------|----|---------|



**QUALITY TRAFFIC DATA, LLC**

11040 Santa Monica Blvd, Suite 207, Los Angeles, CA 90025

Phone: 310-341-0019 Fax: 310-807-9247 Info@QualityTrafficData.com

# VEHICLE TURNING MOVEMENT COUNT

#016 SAN VICENTE BLVD. & OLYMPIC BLVD. - AM PEAK

|                |                   |            |                             |
|----------------|-------------------|------------|-----------------------------|
| LOCATION #:    | 016               | QTD PRJ #: | 080258                      |
| NORTH / SOUTH: | SAN VICENTE BLVD. | DATE:      | Wednesday, October 29, 2008 |
| EAST / WEST:   | OLYMPIC BLVD.     | VICINITY:  | LOS ANGELES, CA             |

| DIRECTION: | NL | NT  | NR | SL | ST  | SR | EL | ET  | ER | WL | WT  | WR  | TOTALS: |
|------------|----|-----|----|----|-----|----|----|-----|----|----|-----|-----|---------|
| LANES:     | 1  | 3   | 0  | 0  | 4   | 0  | 0  | 3   | 0  | 0  | 3   | 0   |         |
| 6:00 AM    |    |     |    |    |     |    |    |     |    |    |     |     |         |
| 6:15 AM    |    |     |    |    |     |    |    |     |    |    |     |     |         |
| 6:30 AM    |    |     |    |    |     |    |    |     |    |    |     |     |         |
| 6:45 AM    |    |     |    |    |     |    |    |     |    |    |     |     |         |
| 7:00 AM    | 59 | 248 | 0  | 0  | 87  | 1  | 0  | 104 | 24 | 0  | 344 | 57  | 924     |
| 7:15 AM    | 52 | 272 | 0  | 0  | 109 | 2  | 0  | 144 | 28 | 0  | 394 | 76  | 1077    |
| 7:30 AM    | 46 | 297 | 0  | 0  | 132 | 1  | 0  | 185 | 33 | 0  | 444 | 98  | 1236    |
| 7:45 AM    | 42 | 288 | 0  | 0  | 154 | 1  | 0  | 213 | 40 | 0  | 448 | 116 | 1302    |
| 8:00 AM    | 38 | 280 | 0  | 0  | 177 | 0  | 0  | 241 | 47 | 0  | 452 | 135 | 1370    |
| 8:15 AM    | 45 | 275 | 0  | 0  | 186 | 1  | 0  | 271 | 39 | 0  | 413 | 122 | 1352    |
| 8:30 AM    | 53 | 270 | 0  | 0  | 195 | 2  | 0  | 301 | 32 | 0  | 374 | 122 | 1349    |
| 8:45 AM    | 51 | 266 | 0  | 0  | 195 | 2  | 0  | 298 | 35 | 0  | 371 | 119 | 1337    |
| 9:00 AM    | 48 | 252 | 0  | 0  | 182 | 0  | 0  | 272 | 31 | 0  | 362 | 125 | 1272    |
| 9:15 AM    | 42 | 259 | 0  | 0  | 185 | 1  | 0  | 285 | 28 | 0  | 355 | 118 | 1273    |
| 9:30 AM    | 45 | 247 | 0  | 0  | 159 | 2  | 0  | 281 | 27 | 0  | 359 | 115 | 1235    |
| 9:45 AM    | 44 | 245 | 0  | 0  | 144 | 0  | 0  | 279 | 21 | 0  | 341 | 103 | 1177    |
| 10:00 AM   |    |     |    |    |     |    |    |     |    |    |     |     |         |
| 10:15 AM   |    |     |    |    |     |    |    |     |    |    |     |     |         |
| 10:30 AM   |    |     |    |    |     |    |    |     |    |    |     |     |         |

| VOLUME STATS:       | NL  | NT    | NR | SL | ST    | SR | EL | ET    | ER  | WL | WT    | WR   | TOTALS: |
|---------------------|-----|-------|----|----|-------|----|----|-------|-----|----|-------|------|---------|
| TOTAL:              | 565 | 3199  | 0  | 0  | 1905  | 13 | 0  | 2874  | 385 | 0  | 4657  | 1306 | 14904   |
| P.H.V: <sup>1</sup> | 187 | 1091  | 0  | 0  | 753   | 5  | 0  | 1111  | 153 | 0  | 1610  | 498  | 5408    |
| P.H.F: <sup>2</sup> |     | 0.989 |    |    | 0.962 |    |    | 0.949 |     |    | 0.898 |      | 0.987   |

(1) Peak Hour Volume (Peak Hour Begins At 800 AM)

(2) Peak Hour Factor (directional aggregate)



**QUALITY TRAFFIC DATA, LLC**

11040 Santa Monica Blvd, Suite 207, Los Angeles, CA 90025

Phone: 310-341-0019 Fax: 310-807-9247 Info@QualityTrafficData.com

# VEHICLE TURNING MOVEMENT COUNT

#016 SAN VICENTE BLVD. & OLYMPIC BLVD. - PM PEAK

|                |                   |            |                             |
|----------------|-------------------|------------|-----------------------------|
| LOCATION #:    | 016               | QTD PRJ #: | 080258                      |
| NORTH / SOUTH: | SAN VICENTE BLVD. | DATE:      | Wednesday, October 29, 2008 |
| EAST / WEST:   | OLYMPIC BLVD.     | VICINITY:  | LOS ANGELES, CA             |

| DIRECTION: | NL | NT  | NR | SL | ST  | SR | EL | ET  | ER | WL | WT  | WR | TOTALS: |
|------------|----|-----|----|----|-----|----|----|-----|----|----|-----|----|---------|
| LANES:     | 1  | 3   | 0  | 0  | 4   | 0  | 0  | 3   | 0  | 0  | 3   | 0  |         |
| 4:00 PM    | 32 | 137 | 0  | 0  | 248 | 0  | 0  | 309 | 81 | 0  | 206 | 51 | 1064    |
| 4:15 PM    | 34 | 153 | 0  | 0  | 260 | 1  | 0  | 336 | 72 | 0  | 189 | 47 | 1092    |
| 4:30 PM    | 35 | 170 | 0  | 0  | 272 | 3  | 0  | 363 | 61 | 0  | 172 | 42 | 1118    |
| 4:45 PM    | 30 | 154 | 0  | 0  | 273 | 1  | 0  | 370 | 73 | 0  | 212 | 53 | 1166    |
| 5:00 PM    | 31 | 138 | 0  | 0  | 275 | 2  | 0  | 378 | 85 | 0  | 252 | 60 | 1221    |
| 5:15 PM    | 33 | 140 | 0  | 0  | 258 | 2  | 0  | 372 | 74 | 0  | 256 | 67 | 1202    |
| 5:30 PM    | 35 | 143 | 0  | 0  | 241 | 1  | 0  | 363 | 63 | 0  | 258 | 74 | 1178    |
| 5:45 PM    | 31 | 141 | 0  | 0  | 246 | 1  | 0  | 361 | 62 | 0  | 253 | 72 | 1167    |
| 6:00 PM    | 28 | 132 | 0  | 0  | 237 | 0  | 0  | 360 | 55 | 0  | 241 | 70 | 1123    |
| 6:15 PM    | 25 | 121 | 0  | 0  | 235 | 1  | 0  | 341 | 59 | 0  | 232 | 65 | 1079    |
| 6:30 PM    | 23 | 129 | 0  | 0  | 231 | 2  | 0  | 355 | 52 | 0  | 236 | 61 | 1089    |
| 6:45 PM    | 29 | 115 | 0  | 0  | 221 | 1  | 0  | 321 | 48 | 0  | 229 | 48 | 1012    |

| VOLUME STATS:       | NL  | NT    | NR | SL | ST    | SR | EL | ET    | ER  | WL | WT    | WR  | TOTALS: |
|---------------------|-----|-------|----|----|-------|----|----|-------|-----|----|-------|-----|---------|
| TOTAL:              | 366 | 1673  | 0  | 0  | 2997  | 15 | 0  | 4229  | 785 | 0  | 2736  | 710 | 13511   |
| P.H.V: <sup>1</sup> | 130 | 562   | 0  | 0  | 1020  | 6  | 0  | 1474  | 284 | 0  | 1019  | 273 | 4768    |
| P.H.F: <sup>2</sup> |     | 0.972 |    |    | 0.926 |    |    | 0.949 |     |    | 0.973 |     | 0.976   |

(1) Peak Hour Volume (Peak Hour Begins At 500 PM)

(2) Peak Hour Factor (directional aggregate)



**QUALITY TRAFFIC DATA, LLC**

11040 Santa Monica Blvd, Suite 207, Los Angeles, CA 90025

Phone: 310-341-0019 Fax: 310-807-9247 Info@QualityTrafficData.com

# PEAK HOUR ITM SUMMARY

## #014 FAIRFAX AVE. & SAN VICENTE BLVD

|                |                  |            |                             |          |        |
|----------------|------------------|------------|-----------------------------|----------|--------|
| LOCATION #:    | 014              | QTD PRJ #: | 080258                      | AM PEAK: | 745 AM |
| NORTH / SOUTH: | FAIRFAX AVE.     | DATE:      | Wednesday, October 29, 2008 | MD PEAK: |        |
| EAST / WEST:   | SAN VICENTE BLVD | VICINITY:  | LOS ANGELES, CA             | PM PEAK: | 430 PM |



|              |            |             |            |
|--------------|------------|-------------|------------|
| LN           | 0          | 2           | 1          |
| AM           | 67         | 1033        | 80         |
| MD           | 0          | 0           | 0          |
| PM           | 44         | 1004        | 91         |
| <b>TOTAL</b> | <b>111</b> | <b>2037</b> | <b>171</b> |

FAIRFAX AVE.

|       |      |
|-------|------|
| TOTAL | 1960 |
| PM    | 923  |
| MD    | 0    |
| AM    | 1037 |

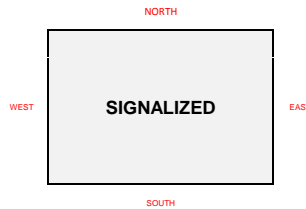
|       |     |    |      |
|-------|-----|----|------|
| TOTAL | PM  | MD | AM   |
| 2314  | 748 | 0  | 1566 |

SAN VICENTE BLVD

|       |     |    |      |    |
|-------|-----|----|------|----|
| TOTAL | PM  | MD | AM   | LN |
| 236   | 113 | 0  | 123  | 0  |
| 2203  | 704 | 0  | 1499 | 3  |
| 0     | 0   | 0  | 0    | 0  |

SAN VICENTE BLVD

|    |     |    |     |       |
|----|-----|----|-----|-------|
| LN | AM  | MD | PM  | TOTAL |
| 1  | 73  | 0  | 26  | 99    |
| 4  | 634 | 0  | 984 | 1618  |
| 0  | 40  | 0  | 34  | 74    |



|     |    |      |       |
|-----|----|------|-------|
| AM  | MD | PM   | TOTAL |
| 716 | 0  | 1078 | 1794  |

|       |    |      |      |
|-------|----|------|------|
| TOTAL | PM | MD   | AM   |
| 1073  | 0  | 1038 | 2111 |

FAIRFAX AVE.

|       |   |      |   |
|-------|---|------|---|
| TOTAL | 0 | 1625 | 5 |
| PM    | 0 | 784  | 3 |
| MD    | 0 | 0    | 0 |
| AM    | 0 | 841  | 2 |
| LN    | 0 | 2    | 0 |

|          |         |    |          |          |   |    |   |          |         |    |         |
|----------|---------|----|----------|----------|---|----|---|----------|---------|----|---------|
| AM COUNT | 7:00 AM | TO | 10:00 AM | MD COUNT | - | TO | - | PM COUNT | 4:00 PM | TO | 7:00 PM |
|----------|---------|----|----------|----------|---|----|---|----------|---------|----|---------|



**QUALITY TRAFFIC DATA, LLC**

11040 Santa Monica Blvd, Suite 207, Los Angeles, CA 90025

Phone: 310-341-0019 Fax: 310-807-9247 Info@QualityTrafficData.com

# VEHICLE TURNING MOVEMENT COUNT

#014 FAIRFAX AVE. & SAN VICENTE BLVD - AM PEAK

|                |                  |            |                             |
|----------------|------------------|------------|-----------------------------|
| LOCATION #:    | 014              | QTD PRJ #: | 080258                      |
| NORTH / SOUTH: | FAIRFAX AVE.     | DATE:      | Wednesday, October 29, 2008 |
| EAST / WEST:   | SAN VICENTE BLVD | VICINITY:  | LOS ANGELES, CA             |

| DIRECTION: | NL | NT  | NR | SL | ST  | SR | EL | ET  | ER | WL | WT  | WR | TOTALS: |
|------------|----|-----|----|----|-----|----|----|-----|----|----|-----|----|---------|
| LANES:     | 0  | 2   | 0  | 1  | 2   | 0  | 1  | 4   | 0  | 0  | 3   | 0  |         |
| 6:00 AM    |    |     |    |    |     |    |    |     |    |    |     |    |         |
| 6:15 AM    |    |     |    |    |     |    |    |     |    |    |     |    |         |
| 6:30 AM    |    |     |    |    |     |    |    |     |    |    |     |    |         |
| 6:45 AM    |    |     |    |    |     |    |    |     |    |    |     |    |         |
| 7:00 AM    | 0  | 118 | 0  | 11 | 201 | 4  | 3  | 75  | 3  | 0  | 270 | 33 | 718     |
| 7:15 AM    | 0  | 148 | 1  | 14 | 231 | 7  | 14 | 95  | 6  | 0  | 312 | 37 | 865     |
| 7:30 AM    | 0  | 178 | 0  | 18 | 244 | 10 | 23 | 116 | 7  | 0  | 355 | 41 | 992     |
| 7:45 AM    | 0  | 203 | 0  | 20 | 275 | 15 | 18 | 134 | 9  | 0  | 368 | 38 | 1080    |
| 8:00 AM    | 0  | 228 | 1  | 23 | 261 | 18 | 16 | 152 | 12 | 0  | 382 | 36 | 1129    |
| 8:15 AM    | 0  | 213 | 0  | 20 | 254 | 15 | 18 | 167 | 10 | 0  | 377 | 28 | 1102    |
| 8:30 AM    | 0  | 197 | 1  | 17 | 243 | 19 | 21 | 181 | 9  | 0  | 372 | 21 | 1081    |
| 8:45 AM    | 0  | 208 | 1  | 15 | 231 | 16 | 18 | 184 | 7  | 0  | 365 | 19 | 1064    |
| 9:00 AM    | 0  | 189 | 0  | 13 | 221 | 14 | 17 | 172 | 5  | 0  | 361 | 15 | 1007    |
| 9:15 AM    | 0  | 184 | 0  | 19 | 205 | 13 | 13 | 165 | 9  | 0  | 365 | 13 | 986     |
| 9:30 AM    | 0  | 182 | 1  | 15 | 215 | 15 | 14 | 144 | 11 | 0  | 351 | 14 | 962     |
| 9:45 AM    | 0  | 172 | 0  | 14 | 212 | 11 | 19 | 132 | 9  | 0  | 336 | 11 | 916     |
| 10:00 AM   |    |     |    |    |     |    |    |     |    |    |     |    |         |
| 10:15 AM   |    |     |    |    |     |    |    |     |    |    |     |    |         |
| 10:30 AM   |    |     |    |    |     |    |    |     |    |    |     |    |         |

| VOLUME STATS:       | NL | NT    | NR | SL    | ST   | SR  | EL    | ET   | ER | WL    | WT   | WR  | TOTALS: |
|---------------------|----|-------|----|-------|------|-----|-------|------|----|-------|------|-----|---------|
| TOTAL:              | 0  | 2220  | 5  | 199   | 2793 | 157 | 194   | 1717 | 97 | 0     | 4214 | 306 | 11902   |
| P.H.V: <sup>1</sup> | 0  | 841   | 2  | 80    | 1033 | 67  | 73    | 634  | 40 | 0     | 1499 | 123 | 4392    |
| P.H.F: <sup>2</sup> |    | 0.920 |    | 0.952 |      |     | 0.885 |      |    | 0.970 |      |     | 0.973   |

(1) Peak Hour Volume (Peak Hour Begins At 745 AM)

(2) Peak Hour Factor (directional aggregate)



**QUALITY TRAFFIC DATA, LLC**

11040 Santa Monica Blvd, Suite 207, Los Angeles, CA 90025

Phone: 310-341-0019 Fax: 310-807-9247 Info@QualityTrafficData.com

# VEHICLE TURNING MOVEMENT COUNT

#014 FAIRFAX AVE. & SAN VICENTE BLVD - PM PEAK

|                |                  |            |                             |
|----------------|------------------|------------|-----------------------------|
| LOCATION #:    | 014              | QTD PRJ #: | 080258                      |
| NORTH / SOUTH: | FAIRFAX AVE.     | DATE:      | Wednesday, October 29, 2008 |
| EAST / WEST:   | SAN VICENTE BLVD | VICINITY:  | LOS ANGELES, CA             |

| DIRECTION: | NL | NT  | NR | SL | ST  | SR | EL | ET  | ER | WL | WT  | WR | TOTALS: |
|------------|----|-----|----|----|-----|----|----|-----|----|----|-----|----|---------|
| LANES:     | 0  | 2   | 0  | 1  | 2   | 0  | 1  | 4   | 0  | 0  | 3   | 0  |         |
| 4:00 PM    | 0  | 206 | 1  | 13 | 221 | 10 | 17 | 235 | 12 | 0  | 151 | 32 | 898     |
| 4:15 PM    | 0  | 206 | 0  | 20 | 231 | 9  | 12 | 239 | 9  | 0  | 167 | 34 | 927     |
| 4:30 PM    | 0  | 208 | 0  | 27 | 243 | 11 | 5  | 244 | 11 | 0  | 183 | 31 | 963     |
| 4:45 PM    | 0  | 200 | 1  | 25 | 250 | 12 | 7  | 247 | 10 | 0  | 176 | 29 | 957     |
| 5:00 PM    | 0  | 192 | 0  | 22 | 256 | 11 | 6  | 251 | 5  | 0  | 169 | 27 | 939     |
| 5:15 PM    | 0  | 184 | 2  | 17 | 255 | 10 | 8  | 242 | 8  | 0  | 176 | 26 | 928     |
| 5:30 PM    | 0  | 177 | 0  | 13 | 253 | 9  | 2  | 231 | 12 | 0  | 191 | 28 | 916     |
| 5:45 PM    | 0  | 181 | 1  | 16 | 251 | 9  | 3  | 233 | 8  | 0  | 189 | 24 | 915     |
| 6:00 PM    | 0  | 157 | 0  | 15 | 246 | 8  | 2  | 225 | 7  | 0  | 181 | 22 | 863     |
| 6:15 PM    | 0  | 146 | 0  | 13 | 244 | 7  | 1  | 219 | 5  | 0  | 159 | 25 | 819     |
| 6:30 PM    | 0  | 152 | 1  | 19 | 225 | 5  | 5  | 215 | 3  | 0  | 162 | 26 | 813     |
| 6:45 PM    | 0  | 164 | 0  | 14 | 231 | 6  | 4  | 205 | 2  | 0  | 146 | 19 | 791     |

| VOLUME STATS:       | NL | NT    | NR | SL  | ST    | SR  | EL | ET    | ER | WL | WT    | WR  | TOTALS: |
|---------------------|----|-------|----|-----|-------|-----|----|-------|----|----|-------|-----|---------|
| TOTAL:              | 0  | 2173  | 6  | 214 | 2906  | 107 | 72 | 2786  | 92 | 0  | 2050  | 323 | 10729   |
| P.H.V: <sup>1</sup> | 0  | 784   | 3  | 91  | 1004  | 44  | 26 | 984   | 34 | 0  | 704   | 113 | 3787    |
| P.H.F: <sup>2</sup> |    | 0.946 |    |     | 0.985 |     |    | 0.989 |    |    | 0.954 |     | 0.983   |

(1) Peak Hour Volume (Peak Hour Begins At 4:30 PM)

(2) Peak Hour Factor (directional aggregate)



**QUALITY TRAFFIC DATA, LLC**

11040 Santa Monica Blvd, Suite 207, Los Angeles, CA 90025

Phone: 310-341-0019 Fax: 310-807-9247 Info@QualityTrafficData.com

# PEAK HOUR ITM SUMMARY

## #015 FAIRFAX AVE. & OLYMPIC BLVD.

|                |               |            |                             |          |        |
|----------------|---------------|------------|-----------------------------|----------|--------|
| LOCATION #:    | 015           | QTD PRJ #: | 080258                      | AM PEAK: | 800 AM |
| NORTH / SOUTH: | FAIRFAX AVE.  | DATE:      | Wednesday, October 29, 2008 | MD PEAK: |        |
| EAST / WEST:   | OLYMPIC BLVD. | VICINITY:  | LOS ANGELES, CA             | PM PEAK: | 445 PM |



|              |            |             |          |
|--------------|------------|-------------|----------|
| LN           | 0          | 2           | 0        |
| AM           | 305        | 718         | 0        |
| MD           | 0          | 0           | 0        |
| PM           | 197        | 849         | 0        |
| <b>TOTAL</b> | <b>502</b> | <b>1567</b> | <b>0</b> |

FAIRFAX AVE.

|       |      |
|-------|------|
| TOTAL | 1599 |
| PM    | 753  |
| MD    | 0    |
| AM    | 846  |

|       |      |    |      |
|-------|------|----|------|
| TOTAL | PM   | MD | AM   |
| 3241  | 1299 | 0  | 1942 |

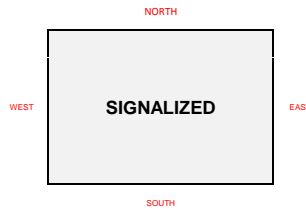
OLYMPIC BLVD.

|       |      |    |      |    |
|-------|------|----|------|----|
| TOTAL | PM   | MD | AM   | LN |
| 11    | 9    | 0  | 2    | 0  |
| 2651  | 1069 | 0  | 1582 | 3  |
| 102   | 63   | 0  | 39   | 1  |

OLYMPIC BLVD.

|      |    |      |       |
|------|----|------|-------|
| AM   | MD | PM   | TOTAL |
| 1248 | 0  | 1786 | 3034  |

|    |      |    |      |       |
|----|------|----|------|-------|
| LN | AM   | MD | PM   | TOTAL |
| 1  | 73   | 0  | 122  | 195   |
| 3  | 1225 | 0  | 1761 | 2986  |
| 0  | 21   | 0  | 32   | 53    |



|       |    |     |      |
|-------|----|-----|------|
| TOTAL | PM | MD  | AM   |
| 778   | 0  | 944 | 1722 |

FAIRFAX AVE.

|       |    |      |    |
|-------|----|------|----|
| TOTAL | 88 | 1393 | 48 |
| PM    | 33 | 622  | 25 |
| MD    | 0  | 0    | 0  |
| AM    | 55 | 771  | 23 |
| LN    | 1  | 2    | 0  |

|          |         |    |          |          |   |    |   |          |         |    |         |
|----------|---------|----|----------|----------|---|----|---|----------|---------|----|---------|
| AM COUNT | 7:00 AM | TO | 10:00 AM | MD COUNT | - | TO | - | PM COUNT | 4:00 PM | TO | 7:00 PM |
|----------|---------|----|----------|----------|---|----|---|----------|---------|----|---------|



**QUALITY TRAFFIC DATA, LLC**

11040 Santa Monica Blvd, Suite 207, Los Angeles, CA 90025

Phone: 310-341-0019 Fax: 310-807-9247 Info@QualityTrafficData.com



# VEHICLE TURNING MOVEMENT COUNT

#015 FAIRFAX AVE. & OLYMPIC BLVD. - AM PEAK

|                |               |            |                             |
|----------------|---------------|------------|-----------------------------|
| LOCATION #:    | 015           | QTD PRJ #: | 080258                      |
| NORTH / SOUTH: | FAIRFAX AVE.  | DATE:      | Wednesday, October 29, 2008 |
| EAST / WEST:   | OLYMPIC BLVD. | VICINITY:  | LOS ANGELES, CA             |

| DIRECTION: | NL | NT  | NR | SL | ST  | SR | EL | ET  | ER | WL | WT  | WR | TOTALS: |
|------------|----|-----|----|----|-----|----|----|-----|----|----|-----|----|---------|
| LANES:     | 1  | 2   | 0  | 0  | 2   | 0  | 1  | 3   | 0  | 1  | 3   | 0  |         |
| 6:00 AM    |    |     |    |    |     |    |    |     |    |    |     |    |         |
| 6:15 AM    |    |     |    |    |     |    |    |     |    |    |     |    |         |
| 6:30 AM    |    |     |    |    |     |    |    |     |    |    |     |    |         |
| 6:45 AM    |    |     |    |    |     |    |    |     |    |    |     |    |         |
| 7:00 AM    | 13 | 112 | 8  | 0  | 160 | 40 | 6  | 119 | 6  | 20 | 376 | 0  | 860     |
| 7:15 AM    | 18 | 137 | 6  | 0  | 179 | 56 | 11 | 164 | 8  | 21 | 382 | 1  | 983     |
| 7:30 AM    | 24 | 163 | 10 | 0  | 176 | 75 | 15 | 209 | 7  | 21 | 389 | 0  | 1089    |
| 7:45 AM    | 21 | 185 | 8  | 0  | 219 | 66 | 17 | 245 | 8  | 16 | 395 | 0  | 1180    |
| 8:00 AM    | 15 | 207 | 7  | 0  | 187 | 85 | 19 | 282 | 5  | 13 | 401 | 1  | 1222    |
| 8:15 AM    | 14 | 194 | 6  | 0  | 182 | 81 | 16 | 302 | 5  | 10 | 397 | 1  | 1208    |
| 8:30 AM    | 12 | 182 | 7  | 0  | 175 | 70 | 17 | 323 | 4  | 7  | 394 | 0  | 1191    |
| 8:45 AM    | 14 | 188 | 3  | 0  | 174 | 69 | 21 | 318 | 7  | 9  | 390 | 0  | 1193    |
| 9:00 AM    | 12 | 172 | 2  | 0  | 162 | 58 | 15 | 316 | 5  | 5  | 375 | 1  | 1123    |
| 9:15 AM    | 15 | 172 | 5  | 0  | 166 | 52 | 13 | 301 | 1  | 8  | 345 | 0  | 1078    |
| 9:30 AM    | 11 | 168 | 2  | 0  | 186 | 41 | 11 | 284 | 3  | 8  | 354 | 1  | 1069    |
| 9:45 AM    | 9  | 155 | 5  | 0  | 175 | 48 | 15 | 274 | 3  | 5  | 332 | 0  | 1021    |
| 10:00 AM   |    |     |    |    |     |    |    |     |    |    |     |    |         |
| 10:15 AM   |    |     |    |    |     |    |    |     |    |    |     |    |         |
| 10:30 AM   |    |     |    |    |     |    |    |     |    |    |     |    |         |

| VOLUME STATS:       | NL  | NT    | NR | SL | ST    | SR  | EL  | ET    | ER | WL  | WT    | WR | TOTALS: |
|---------------------|-----|-------|----|----|-------|-----|-----|-------|----|-----|-------|----|---------|
| TOTAL:              | 178 | 2035  | 69 | 0  | 2141  | 741 | 176 | 3137  | 62 | 143 | 4530  | 5  | 13217   |
| P.H.V: <sup>1</sup> | 55  | 771   | 23 | 0  | 718   | 305 | 73  | 1225  | 21 | 39  | 1582  | 2  | 4814    |
| P.H.F: <sup>2</sup> |     | 0.927 |    |    | 0.940 |     |     | 0.953 |    |     | 0.978 |    | 0.985   |

(1) Peak Hour Volume (Peak Hour Begins At 800 AM)

(2) Peak Hour Factor (directional aggregate)



**QUALITY TRAFFIC DATA, LLC**

11040 Santa Monica Blvd, Suite 207, Los Angeles, CA 90025

Phone: 310-341-0019 Fax: 310-807-9247 Info@QualityTrafficData.com

# VEHICLE TURNING MOVEMENT COUNT

#015 FAIRFAX AVE. & OLYMPIC BLVD. - PM PEAK

|                |               |            |                             |
|----------------|---------------|------------|-----------------------------|
| LOCATION #:    | 015           | QTD PRJ #: | 080258                      |
| NORTH / SOUTH: | FAIRFAX AVE.  | DATE:      | Wednesday, October 29, 2008 |
| EAST / WEST:   | OLYMPIC BLVD. | VICINITY:  | LOS ANGELES, CA             |

| DIRECTION: | NL | NT  | NR | SL | ST  | SR | EL | ET  | ER | WL | WT  | WR | TOTALS: |
|------------|----|-----|----|----|-----|----|----|-----|----|----|-----|----|---------|
| LANES:     | 1  | 2   | 0  | 0  | 2   | 0  | 1  | 3   | 0  | 1  | 3   | 0  |         |
| 4:00 PM    | 6  | 176 | 7  | 0  | 172 | 63 | 30 | 388 | 10 | 11 | 198 | 0  | 1061    |
| 4:15 PM    | 7  | 177 | 4  | 0  | 191 | 55 | 29 | 402 | 7  | 16 | 213 | 1  | 1102    |
| 4:30 PM    | 6  | 179 | 7  | 0  | 203 | 47 | 27 | 417 | 8  | 20 | 229 | 2  | 1145    |
| 4:45 PM    | 5  | 168 | 4  | 0  | 206 | 52 | 34 | 432 | 7  | 17 | 251 | 1  | 1177    |
| 5:00 PM    | 11 | 157 | 8  | 0  | 204 | 55 | 33 | 448 | 5  | 16 | 273 | 2  | 1212    |
| 5:15 PM    | 9  | 151 | 5  | 0  | 221 | 48 | 29 | 462 | 9  | 14 | 270 | 2  | 1220    |
| 5:30 PM    | 8  | 146 | 8  | 0  | 218 | 42 | 26 | 419 | 11 | 16 | 275 | 4  | 1173    |
| 5:45 PM    | 10 | 148 | 7  | 0  | 215 | 40 | 30 | 421 | 8  | 13 | 266 | 1  | 1159    |
| 6:00 PM    | 8  | 132 | 5  | 0  | 225 | 30 | 25 | 403 | 7  | 15 | 264 | 1  | 1115    |
| 6:15 PM    | 4  | 125 | 8  | 0  | 219 | 31 | 21 | 415 | 5  | 12 | 251 | 2  | 1093    |
| 6:30 PM    | 5  | 129 | 4  | 0  | 195 | 39 | 25 | 416 | 9  | 13 | 233 | 1  | 1069    |
| 6:45 PM    | 4  | 135 | 9  | 0  | 197 | 32 | 26 | 405 | 5  | 16 | 225 | 3  | 1057    |

| VOLUME STATS:       | NL | NT    | NR | SL | ST    | SR  | EL  | ET    | ER | WL  | WT    | WR | TOTALS: |
|---------------------|----|-------|----|----|-------|-----|-----|-------|----|-----|-------|----|---------|
| TOTAL:              | 83 | 1823  | 76 | 0  | 2466  | 534 | 335 | 5028  | 91 | 179 | 2948  | 20 | 13583   |
| P.H.V: <sup>1</sup> | 33 | 622   | 25 | 0  | 849   | 197 | 122 | 1761  | 32 | 63  | 1069  | 9  | 4782    |
| P.H.F: <sup>2</sup> |    | 0.960 |    |    | 0.972 |     |     | 0.958 |    |     | 0.967 |    | 0.980   |

(1) Peak Hour Volume (Peak Hour Begins At 4:45 PM)

(2) Peak Hour Factor (directional aggregate)



**QUALITY TRAFFIC DATA, LLC**

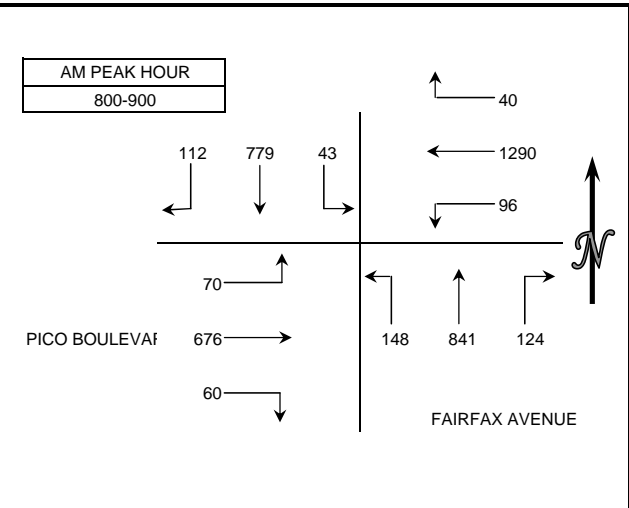
11040 Santa Monica Blvd, Suite 207, Los Angeles, CA 90025

Phone: 310-341-0019 Fax: 310-807-9247 Info@QualityTrafficData.com

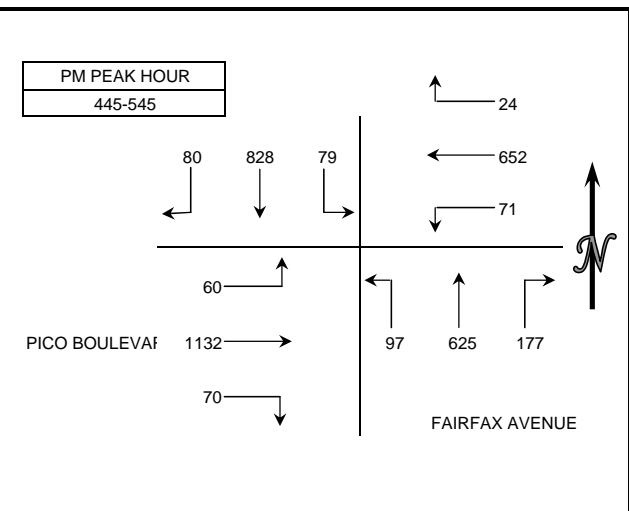
## INTERSECTION TURNING MOVEMENT COUNT SUMMARY

CLIENT: FEHR AND PEERS  
 PROJECT: WESTSIDE EXTENSION TRANSIT CORRIDOR COUNT PROGRAM  
 DATE: WEDNESDAY MAY 13, 2009  
 PERIODS: 7:00 AM TO 9:00 AM AND 4:00 PM TO 6:00 PM  
 INTERSECTION: N/S FAIRFAX AVENUE  
 E/W PICO BOULEVARD  
 CITY: LOS ANGELES

| 15 MIN COUNTS      |           |           |           |           |           |           |           |           |           |            |            |            |       |
|--------------------|-----------|-----------|-----------|-----------|-----------|-----------|-----------|-----------|-----------|------------|------------|------------|-------|
| 7:00 AM TO 9:00 AM |           |           |           |           |           |           |           |           |           |            |            |            |       |
| PERIOD             | 1<br>SBRT | 2<br>SBTH | 3<br>SBLT | 4<br>WBRT | 5<br>WBTH | 6<br>WBLT | 7<br>NBRT | 8<br>NBTH | 9<br>NBLT | 10<br>EBRT | 11<br>EBTH | 12<br>EBLT | TOTAL |
| 700-715            | 18        | 192       | 3         | 12        | 265       | 20        | 12        | 119       | 24        | 16         | 75         | 10         | 766   |
| 715-730            | 31        | 162       | 7         | 17        | 321       | 31        | 13        | 144       | 27        | 12         | 118        | 19         | 902   |
| 730-745            | 30        | 188       | 11        | 7         | 347       | 32        | 19        | 179       | 38        | 16         | 148        | 18         | 1033  |
| 745-800            | 30        | 181       | 8         | 7         | 357       | 20        | 30        | 180       | 35        | 12         | 151        | 14         | 1025  |
| 800-815            | 28        | 157       | 11        | 7         | 296       | 23        | 25        | 221       | 38        | 17         | 182        | 23         | 1028  |
| 815-830            | 25        | 199       | 7         | 9         | 350       | 19        | 23        | 210       | 40        | 15         | 176        | 14         | 1087  |
| 830-845            | 27        | 195       | 11        | 14        | 328       | 25        | 34        | 198       | 33        | 16         | 165        | 16         | 1062  |
| 845-900            | 32        | 228       | 14        | 10        | 316       | 29        | 42        | 212       | 37        | 12         | 153        | 17         | 1102  |
| HOURLY TOTALS      |           |           |           |           |           |           |           |           |           |            |            |            |       |
| TIME               | 1<br>SBRT | 2<br>SBTH | 3<br>SBLT | 4<br>WBRT | 5<br>WBTH | 6<br>WBLT | 7<br>NBRT | 8<br>NBTH | 9<br>NBLT | 10<br>EBRT | 11<br>EBTH | 12<br>EBLT | TOTAL |
| 700-800            | 109       | 723       | 29        | 43        | 1290      | 103       | 74        | 622       | 124       | 56         | 492        | 61         | 3726  |
| 715-815            | 119       | 688       | 37        | 38        | 1321      | 106       | 87        | 724       | 138       | 57         | 599        | 74         | 3988  |
| 730-830            | 113       | 725       | 37        | 30        | 1350      | 94        | 97        | 790       | 151       | 60         | 657        | 69         | 4173  |
| 745-845            | 110       | 732       | 37        | 37        | 1331      | 87        | 112       | 809       | 146       | 60         | 674        | 67         | 4202  |
| 800-900            | 112       | 779       | 43        | 40        | 1290      | 96        | 124       | 841       | 148       | 60         | 676        | 70         | 4279  |



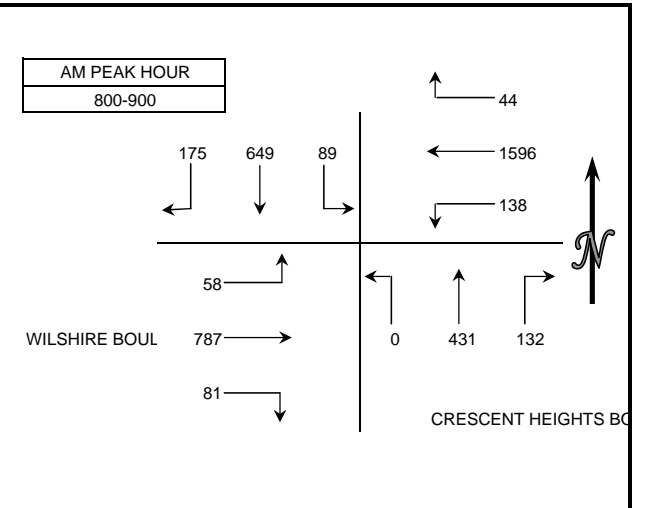
| 15 MIN COUNTS      |           |           |           |           |           |           |           |           |           |            |            |            |       |
|--------------------|-----------|-----------|-----------|-----------|-----------|-----------|-----------|-----------|-----------|------------|------------|------------|-------|
| 4:00 PM TO 6:00 PM |           |           |           |           |           |           |           |           |           |            |            |            |       |
| PERIOD             | 1<br>SBRT | 2<br>SBTH | 3<br>SBLT | 4<br>WBRT | 5<br>WBTH | 6<br>WBLT | 7<br>NBRT | 8<br>NBTH | 9<br>NBLT | 10<br>EBRT | 11<br>EBTH | 12<br>EBLT | TOTAL |
| 400-415            | 14        | 197       | 20        | 10        | 146       | 13        | 43        | 141       | 23        | 14         | 297        | 14         | 932   |
| 415-430            | 18        | 210       | 19        | 14        | 153       | 10        | 40        | 138       | 29        | 15         | 252        | 16         | 914   |
| 430-445            | 23        | 194       | 18        | 2         | 171       | 28        | 39        | 141       | 25        | 14         | 275        | 15         | 945   |
| 445-500            | 13        | 184       | 23        | 5         | 152       | 19        | 48        | 142       | 22        | 19         | 280        | 15         | 922   |
| 500-515            | 22        | 220       | 24        | 5         | 173       | 22        | 37        | 169       | 27        | 13         | 243        | 19         | 974   |
| 515-530            | 24        | 209       | 19        | 7         | 152       | 15        | 52        | 161       | 22        | 16         | 292        | 13         | 982   |
| 530-545            | 21        | 215       | 13        | 7         | 175       | 15        | 40        | 153       | 26        | 22         | 317        | 13         | 1017  |
| 545-600            | 25        | 220       | 18        | 6         | 135       | 17        | 33        | 141       | 20        | 14         | 250        | 10         | 889   |
| HOURLY TOTALS      |           |           |           |           |           |           |           |           |           |            |            |            |       |
| TIME               | 1<br>SBRT | 2<br>SBTH | 3<br>SBLT | 4<br>WBRT | 5<br>WBTH | 6<br>WBLT | 7<br>NBRT | 8<br>NBTH | 9<br>NBLT | 10<br>EBRT | 11<br>EBTH | 12<br>EBLT | TOTAL |
| 400-500            | 68        | 785       | 80        | 31        | 622       | 70        | 170       | 562       | 99        | 62         | 1104       | 60         | 3713  |
| 415-515            | 76        | 808       | 84        | 26        | 649       | 79        | 164       | 590       | 103       | 61         | 1050       | 65         | 3755  |
| 430-530            | 82        | 807       | 84        | 19        | 648       | 84        | 176       | 613       | 96        | 62         | 1090       | 62         | 3823  |
| 445-545            | 80        | 828       | 79        | 24        | 652       | 71        | 177       | 625       | 97        | 70         | 1132       | 60         | 3895  |
| 500-600            | 92        | 864       | 74        | 25        | 635       | 69        | 162       | 624       | 95        | 65         | 1102       | 55         | 3862  |



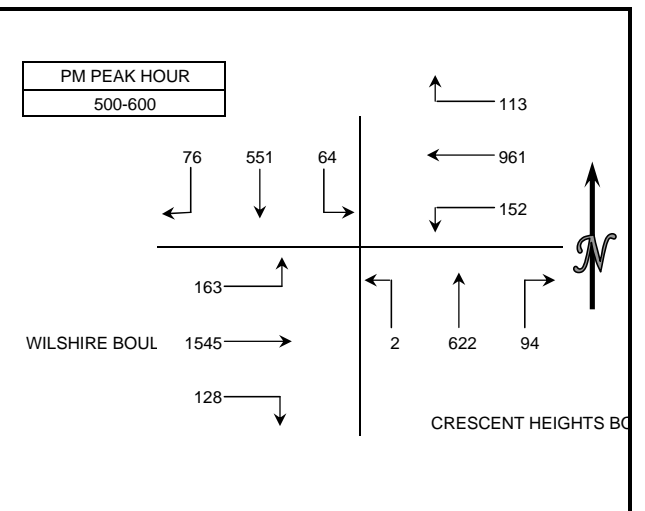
## INTERSECTION TURNING MOVEMENT COUNT SUMMARY

CLIENT: FEHR AND PEERS  
 PROJECT: WESTSIDE EXTENSION TRANSIT CORRIDOR COUNT PROGRAM  
 DATE: WEDNESDAY MAY 20, 2009  
 PERIODS: 7:00 AM TO 9:00 AM AND 4:00 PM TO 6:00 PM  
 INTERSECTION: N/S CRESCENT HEIGHTS BOULEVARD  
 E/W WILSHIRE BOULEVARD  
 CITY: LOS ANGELES

| 15 MIN COUNTS |           |           |           |           |           |           |           |           |           |            |            |            | 7:00 AM TO 9:00 AM |
|---------------|-----------|-----------|-----------|-----------|-----------|-----------|-----------|-----------|-----------|------------|------------|------------|--------------------|
| PERIOD        | 1<br>SBRT | 2<br>SBTH | 3<br>SBLT | 4<br>WBRT | 5<br>WBTH | 6<br>WBLT | 7<br>NBRT | 8<br>NBTH | 9<br>NBLT | 10<br>EBRT | 11<br>EBTH | 12<br>EBLT | TOTAL              |
| 700-715       | 33        | 77        | 13        | 2         | 266       | 12        | 7         | 30        | 0         | 9          | 80         | 4          | 533                |
| 715-730       | 37        | 93        | 14        | 6         | 262       | 18        | 11        | 54        | 0         | 8          | 105        | 9          | 617                |
| 730-745       | 37        | 132       | 21        | 4         | 323       | 21        | 22        | 83        | 0         | 16         | 158        | 6          | 823                |
| 745-800       | 45        | 136       | 28        | 8         | 371       | 29        | 16        | 101       | 0         | 17         | 149        | 9          | 909                |
| 800-815       | 47        | 147       | 26        | 8         | 402       | 36        | 26        | 129       | 0         | 18         | 184        | 16         | 1039               |
| 815-830       | 39        | 141       | 21        | 15        | 415       | 33        | 36        | 95        | 0         | 25         | 176        | 13         | 1009               |
| 830-845       | 42        | 196       | 21        | 11        | 434       | 24        | 46        | 89        | 0         | 18         | 224        | 13         | 1118               |
| 845-900       | 47        | 165       | 21        | 10        | 345       | 45        | 24        | 118       | 0         | 20         | 203        | 16         | 1014               |
| HOOR TOTALS   |           |           |           |           |           |           |           |           |           |            |            |            |                    |
| TIME          | 1<br>SBRT | 2<br>SBTH | 3<br>SBLT | 4<br>WBRT | 5<br>WBTH | 6<br>WBLT | 7<br>NBRT | 8<br>NBTH | 9<br>NBLT | 10<br>EBRT | 11<br>EBTH | 12<br>EBLT | TOTAL              |
| 700-800       | 152       | 438       | 76        | 20        | 1222      | 80        | 56        | 268       | 0         | 50         | 492        | 28         | 2882               |
| 715-815       | 166       | 508       | 89        | 26        | 1358      | 104       | 75        | 367       | 0         | 59         | 596        | 40         | 3388               |
| 730-830       | 168       | 556       | 96        | 35        | 1511      | 119       | 100       | 408       | 0         | 76         | 667        | 44         | 3780               |
| 745-845       | 173       | 620       | 96        | 42        | 1622      | 122       | 124       | 414       | 0         | 78         | 733        | 51         | 4075               |
| 800-900       | 175       | 649       | 89        | 44        | 1596      | 138       | 132       | 431       | 0         | 81         | 787        | 58         | 4180               |



| 15 MIN COUNTS |           |           |           |           |           |           |           |           |           |            |            |            | 4:00 PM TO 6:00 PM |
|---------------|-----------|-----------|-----------|-----------|-----------|-----------|-----------|-----------|-----------|------------|------------|------------|--------------------|
| PERIOD        | 1<br>SBRT | 2<br>SBTH | 3<br>SBLT | 4<br>WBRT | 5<br>WBTH | 6<br>WBLT | 7<br>NBRT | 8<br>NBTH | 9<br>NBLT | 10<br>EBRT | 11<br>EBTH | 12<br>EBLT | TOTAL              |
| 400-415       | 27        | 146       | 23        | 21        | 257       | 21        | 25        | 153       | 2         | 31         | 254        | 54         | 1014               |
| 415-430       | 13        | 125       | 11        | 19        | 205       | 10        | 23        | 166       | 0         | 21         | 238        | 30         | 861                |
| 430-445       | 21        | 136       | 14        | 27        | 219       | 17        | 22        | 156       | 0         | 26         | 288        | 32         | 958                |
| 445-500       | 26        | 129       | 11        | 17        | 202       | 21        | 20        | 165       | 1         | 16         | 292        | 64         | 964                |
| 500-515       | 25        | 119       | 16        | 29        | 253       | 49        | 18        | 159       | 0         | 35         | 395        | 47         | 1145               |
| 515-530       | 14        | 129       | 19        | 23        | 209       | 43        | 24        | 154       | 1         | 31         | 380        | 42         | 1069               |
| 530-545       | 21        | 158       | 12        | 31        | 267       | 33        | 29        | 151       | 0         | 28         | 358        | 46         | 1134               |
| 545-600       | 16        | 145       | 17        | 30        | 232       | 27        | 23        | 158       | 1         | 34         | 412        | 28         | 1123               |
| HOOR TOTALS   |           |           |           |           |           |           |           |           |           |            |            |            |                    |
| TIME          | 1<br>SBRT | 2<br>SBTH | 3<br>SBLT | 4<br>WBRT | 5<br>WBTH | 6<br>WBLT | 7<br>NBRT | 8<br>NBTH | 9<br>NBLT | 10<br>EBRT | 11<br>EBTH | 12<br>EBLT | TOTAL              |
| 400-500       | 87        | 536       | 59        | 84        | 883       | 69        | 90        | 640       | 3         | 94         | 1072       | 180        | 3797               |
| 415-515       | 85        | 509       | 52        | 92        | 879       | 97        | 83        | 646       | 1         | 98         | 1213       | 173        | 3928               |
| 430-530       | 86        | 513       | 60        | 96        | 883       | 130       | 84        | 634       | 2         | 108        | 1355       | 185        | 4136               |
| 445-545       | 86        | 535       | 58        | 100       | 931       | 146       | 91        | 629       | 2         | 110        | 1425       | 199        | 4312               |
| 500-600       | 76        | 551       | 64        | 113       | 961       | 152       | 94        | 622       | 2         | 128        | 1545       | 163        | 4471               |





City Of Los Angeles  
 Department Of Transportation  
**MANUAL TRAFFIC COUNT SUMMARY**

STREET:  
**North/South** SAN VICENTE BL

**East/West** WILSHIRE BL

Day: THURSDAY Date: October 30, 2008 Weather: SUNNY

Hours: 7-10AM 3-6PM Chekrs: THOMPSON

School Day: YES District: WESTERN I/S CODE 47939

|                     | <u>N/B</u> | <u>S/B</u> | <u>E/B</u> | <u>W/B</u> |
|---------------------|------------|------------|------------|------------|
| <b>DUAL-WHEELED</b> | 198        | 166        | 132        | 100        |
| <b>BIKES</b>        | 32         | 9          | 8          | 23         |
| <b>BUSES</b>        | 29         | 28         | 137        | 182        |

|                    | <u>N/B TIME</u> |      | <u>S/B TIME</u> |      | <u>E/B TIME</u> |      | <u>W/B TIME</u> |      |
|--------------------|-----------------|------|-----------------|------|-----------------|------|-----------------|------|
| <i>AMPK 15 MIN</i> | 448             | 8.00 | 369             | 8.45 | 351             | 9.00 | 402             | 8.15 |
| <i>PMPK 15 MIN</i> | 245             | 5.00 | 519             | 5.00 | 484             | 5.15 | 358             | 5.15 |
| <i>AMPK HOUR</i>   | 1572            | 8.00 | 1353            | 8.15 | 1305            | 8.30 | 1559            | 7.45 |
| <i>PMPK HOUR</i>   | 931             | 5.00 | 2007            | 5.00 | 1858            | 5.00 | 1366            | 5.00 |

**NORTHBOUND Approach**

| Hours        | Lt          | Th          | Rt        | Total       |
|--------------|-------------|-------------|-----------|-------------|
| 7-8          | 285         | 1083        | 17        | 1385        |
| 8-9          | 328         | 1229        | 15        | 1572        |
| 9-10         | 284         | 1076        | 20        | 1380        |
| 3-4          | 166         | 610         | 12        | 788         |
| 4-5          | 217         | 592         | 21        | 830         |
| 5-6          | 272         | 647         | 12        | 931         |
| <b>TOTAL</b> | <b>1552</b> | <b>5237</b> | <b>97</b> | <b>6886</b> |

**SOUTHBOUND Approach**

| Hours        | Lt          | Th          | Rt         | Total       |
|--------------|-------------|-------------|------------|-------------|
| 7-8          | 109         | 552         | 92         | 753         |
| 8-9          | 187         | 947         | 186        | 1320        |
| 9-10         | 212         | 691         | 190        | 1093        |
| 3-4          | 175         | 1163        | 170        | 1508        |
| 4-5          | 167         | 1242        | 132        | 1541        |
| 5-6          | 242         | 1605        | 160        | 2007        |
| <b>TOTAL</b> | <b>1092</b> | <b>6200</b> | <b>930</b> | <b>8222</b> |

**TOTAL**

**XING S/L**

**XING N/L**

| N-S          | Ped        | Sch      | Ped        | Sch      |
|--------------|------------|----------|------------|----------|
| 2138         | 22         | 0        | 31         | 1        |
| 2892         | 30         | 0        | 25         | 0        |
| 2473         | 32         | 0        | 54         | 0        |
| 2296         | 48         | 0        | 69         | 0        |
| 2371         | 49         | 0        | 50         | 0        |
| 2938         | 33         | 0        | 59         | 0        |
| <b>15108</b> | <b>214</b> | <b>0</b> | <b>288</b> | <b>1</b> |

**EASTBOUND Approach**

| Hours        | Lt         | Th          | Rt          | Total       |
|--------------|------------|-------------|-------------|-------------|
| 7-8          | 34         | 620         | 114         | 768         |
| 8-9          | 53         | 1073        | 130         | 1256        |
| 9-10         | 50         | 1084        | 106         | 1240        |
| 3-4          | 90         | 1275        | 242         | 1607        |
| 4-5          | 72         | 1213        | 293         | 1578        |
| 5-6          | 77         | 1491        | 290         | 1858        |
| <b>TOTAL</b> | <b>376</b> | <b>6756</b> | <b>1175</b> | <b>8307</b> |

**WESTBOUND Approach**

| Hours        | Lt         | Th          | Rt          | Total       |
|--------------|------------|-------------|-------------|-------------|
| 7-8          | 7          | 1158        | 177         | 1342        |
| 8-9          | 6          | 1322        | 198         | 1526        |
| 9-10         | 14         | 1214        | 167         | 1395        |
| 3-4          | 17         | 900         | 159         | 1076        |
| 4-5          | 30         | 957         | 201         | 1188        |
| 5-6          | 59         | 1037        | 270         | 1366        |
| <b>TOTAL</b> | <b>133</b> | <b>6588</b> | <b>1172</b> | <b>7893</b> |

**TOTAL**

**XING W/L**

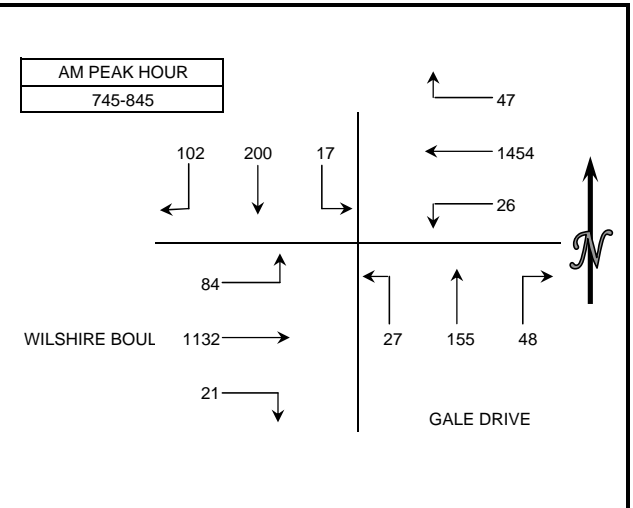
**XING E/L**

| E-W          | Ped        | Sch      | Ped        | Sch      |
|--------------|------------|----------|------------|----------|
| 2110         | 12         | 0        | 32         | 0        |
| 2782         | 9          | 0        | 18         | 0        |
| 2635         | 9          | 0        | 39         | 0        |
| 2683         | 27         | 0        | 27         | 0        |
| 2766         | 30         | 0        | 29         | 2        |
| 3224         | 20         | 0        | 15         | 0        |
| <b>16200</b> | <b>107</b> | <b>0</b> | <b>160</b> | <b>2</b> |

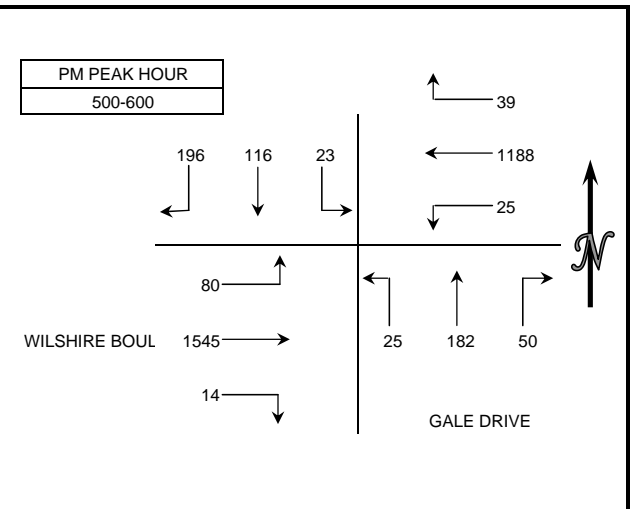
## INTERSECTION TURNING MOVEMENT COUNT SUMMARY

CLIENT: FEHR AND PEERS  
 PROJECT: WESTSIDE EXTENSION TRANSIT CORRIDOR COUNT PROGRAM  
 DATE: TUESDAY MAY 19, 2009  
 PERIODS: 7:00 AM TO 9:00 AM AND 4:00 PM TO 6:00 PM  
 INTERSECTION: N/S GALE DRIVE  
 E/W WILSHIRE BOULEVARD  
 CITY: LOS ANGELES

| 15 MIN COUNTS |           |           |           |           |           |           |           |           |           |            |            |            |       | 7:00 AM TO 9:00 AM |  |  |  |  |  |  |  |  |  |  |  |  |  |
|---------------|-----------|-----------|-----------|-----------|-----------|-----------|-----------|-----------|-----------|------------|------------|------------|-------|--------------------|--|--|--|--|--|--|--|--|--|--|--|--|--|
| PERIOD        | 1<br>SBRT | 2<br>SBTH | 3<br>SBLT | 4<br>WBRT | 5<br>WBTH | 6<br>WBLT | 7<br>NBRT | 8<br>NBTH | 9<br>NBLT | 10<br>EBRT | 11<br>EBTH | 12<br>EBLT | TOTAL |                    |  |  |  |  |  |  |  |  |  |  |  |  |  |
| 700-715       | 17        | 13        | 3         | 13        | 287       | 3         | 4         | 10        | 5         | 5          | 132        | 13         | 505   |                    |  |  |  |  |  |  |  |  |  |  |  |  |  |
| 715-730       | 23        | 26        | 3         | 10        | 342       | 11        | 9         | 9         | 2         | 2          | 168        | 12         | 617   |                    |  |  |  |  |  |  |  |  |  |  |  |  |  |
| 730-745       | 32        | 39        | 7         | 15        | 383       | 8         | 9         | 26        | 5         | 6          | 212        | 11         | 753   |                    |  |  |  |  |  |  |  |  |  |  |  |  |  |
| 745-800       | 25        | 45        | 2         | 7         | 395       | 5         | 9         | 34        | 7         | 5          | 269        | 17         | 820   |                    |  |  |  |  |  |  |  |  |  |  |  |  |  |
| 800-815       | 19        | 34        | 7         | 7         | 330       | 8         | 9         | 38        | 8         | 5          | 257        | 21         | 743   |                    |  |  |  |  |  |  |  |  |  |  |  |  |  |
| 815-830       | 22        | 47        | 2         | 20        | 352       | 8         | 17        | 36        | 7         | 6          | 290        | 22         | 829   |                    |  |  |  |  |  |  |  |  |  |  |  |  |  |
| 830-845       | 36        | 74        | 6         | 13        | 377       | 5         | 13        | 47        | 5         | 5          | 316        | 24         | 921   |                    |  |  |  |  |  |  |  |  |  |  |  |  |  |
| 845-900       | 29        | 58        | 1         | 15        | 333       | 10        | 20        | 27        | 4         | 2          | 299        | 18         | 816   |                    |  |  |  |  |  |  |  |  |  |  |  |  |  |
| HOUR TOTALS   |           |           |           |           |           |           |           |           |           |            |            |            |       |                    |  |  |  |  |  |  |  |  |  |  |  |  |  |
| TIME          | 1<br>SBRT | 2<br>SBTH | 3<br>SBLT | 4<br>WBRT | 5<br>WBTH | 6<br>WBLT | 7<br>NBRT | 8<br>NBTH | 9<br>NBLT | 10<br>EBRT | 11<br>EBTH | 12<br>EBLT | TOTAL |                    |  |  |  |  |  |  |  |  |  |  |  |  |  |
| 700-800       | 97        | 123       | 15        | 45        | 1407      | 27        | 31        | 79        | 19        | 18         | 781        | 53         | 2695  |                    |  |  |  |  |  |  |  |  |  |  |  |  |  |
| 715-815       | 99        | 144       | 19        | 39        | 1450      | 32        | 36        | 107       | 22        | 18         | 906        | 61         | 2933  |                    |  |  |  |  |  |  |  |  |  |  |  |  |  |
| 730-830       | 98        | 165       | 18        | 49        | 1460      | 29        | 44        | 134       | 27        | 22         | 1028       | 71         | 3145  |                    |  |  |  |  |  |  |  |  |  |  |  |  |  |
| 745-845       | 102       | 200       | 17        | 47        | 1454      | 26        | 48        | 155       | 27        | 21         | 1132       | 84         | 3313  |                    |  |  |  |  |  |  |  |  |  |  |  |  |  |
| 800-900       | 106       | 213       | 16        | 55        | 1392      | 31        | 59        | 148       | 24        | 18         | 1162       | 85         | 3309  |                    |  |  |  |  |  |  |  |  |  |  |  |  |  |



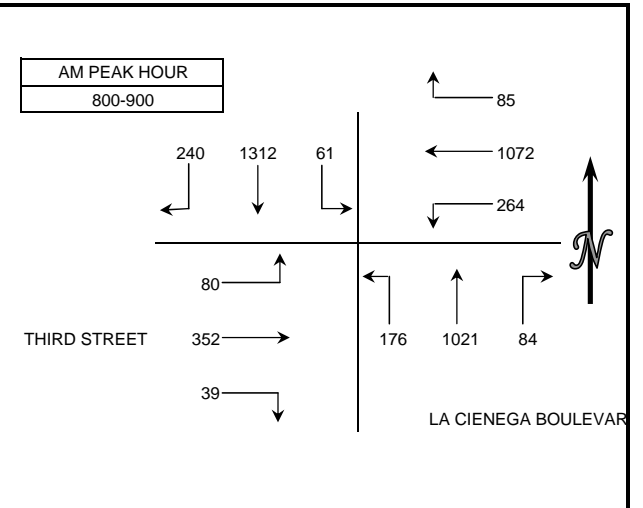
| 15 MIN COUNTS |           |           |           |           |           |           |           |           |           |            |            |            |       | 4:00 PM TO 6:00 PM |  |  |  |  |  |  |  |  |  |  |  |  |  |
|---------------|-----------|-----------|-----------|-----------|-----------|-----------|-----------|-----------|-----------|------------|------------|------------|-------|--------------------|--|--|--|--|--|--|--|--|--|--|--|--|--|
| PERIOD        | 1<br>SBRT | 2<br>SBTH | 3<br>SBLT | 4<br>WBRT | 5<br>WBTH | 6<br>WBLT | 7<br>NBRT | 8<br>NBTH | 9<br>NBLT | 10<br>EBRT | 11<br>EBTH | 12<br>EBLT | TOTAL |                    |  |  |  |  |  |  |  |  |  |  |  |  |  |
| 400-415       | 37        | 27        | 7         | 9         | 238       | 8         | 19        | 49        | 6         | 3          | 356        | 23         | 782   |                    |  |  |  |  |  |  |  |  |  |  |  |  |  |
| 415-430       | 46        | 23        | 7         | 6         | 268       | 10        | 11        | 47        | 7         | 6          | 378        | 8          | 817   |                    |  |  |  |  |  |  |  |  |  |  |  |  |  |
| 430-445       | 35        | 29        | 8         | 8         | 276       | 9         | 13        | 25        | 3         | 3          | 329        | 18         | 756   |                    |  |  |  |  |  |  |  |  |  |  |  |  |  |
| 445-500       | 39        | 40        | 11        | 7         | 303       | 8         | 15        | 34        | 4         | 1          | 366        | 18         | 846   |                    |  |  |  |  |  |  |  |  |  |  |  |  |  |
| 500-515       | 50        | 29        | 6         | 7         | 286       | 6         | 14        | 52        | 7         | 3          | 385        | 17         | 862   |                    |  |  |  |  |  |  |  |  |  |  |  |  |  |
| 515-530       | 36        | 27        | 2         | 6         | 296       | 5         | 8         | 37        | 5         | 3          | 404        | 22         | 851   |                    |  |  |  |  |  |  |  |  |  |  |  |  |  |
| 530-545       | 49        | 26        | 8         | 15        | 285       | 12        | 14        | 43        | 3         | 4          | 372        | 14         | 845   |                    |  |  |  |  |  |  |  |  |  |  |  |  |  |
| 545-600       | 61        | 34        | 7         | 11        | 321       | 2         | 14        | 50        | 10        | 4          | 384        | 27         | 925   |                    |  |  |  |  |  |  |  |  |  |  |  |  |  |
| HOUR TOTALS   |           |           |           |           |           |           |           |           |           |            |            |            |       |                    |  |  |  |  |  |  |  |  |  |  |  |  |  |
| TIME          | 1<br>SBRT | 2<br>SBTH | 3<br>SBLT | 4<br>WBRT | 5<br>WBTH | 6<br>WBLT | 7<br>NBRT | 8<br>NBTH | 9<br>NBLT | 10<br>EBRT | 11<br>EBTH | 12<br>EBLT | TOTAL |                    |  |  |  |  |  |  |  |  |  |  |  |  |  |
| 400-500       | 157       | 119       | 33        | 30        | 1085      | 35        | 58        | 155       | 20        | 13         | 1429       | 67         | 3201  |                    |  |  |  |  |  |  |  |  |  |  |  |  |  |
| 415-515       | 170       | 121       | 32        | 28        | 1133      | 33        | 53        | 158       | 21        | 13         | 1458       | 61         | 3281  |                    |  |  |  |  |  |  |  |  |  |  |  |  |  |
| 430-530       | 160       | 125       | 27        | 28        | 1161      | 28        | 50        | 148       | 19        | 10         | 1484       | 75         | 3315  |                    |  |  |  |  |  |  |  |  |  |  |  |  |  |
| 445-545       | 174       | 122       | 27        | 35        | 1170      | 31        | 51        | 166       | 19        | 11         | 1527       | 71         | 3404  |                    |  |  |  |  |  |  |  |  |  |  |  |  |  |
| 500-600       | 196       | 116       | 23        | 39        | 1188      | 25        | 50        | 182       | 25        | 14         | 1545       | 80         | 3483  |                    |  |  |  |  |  |  |  |  |  |  |  |  |  |



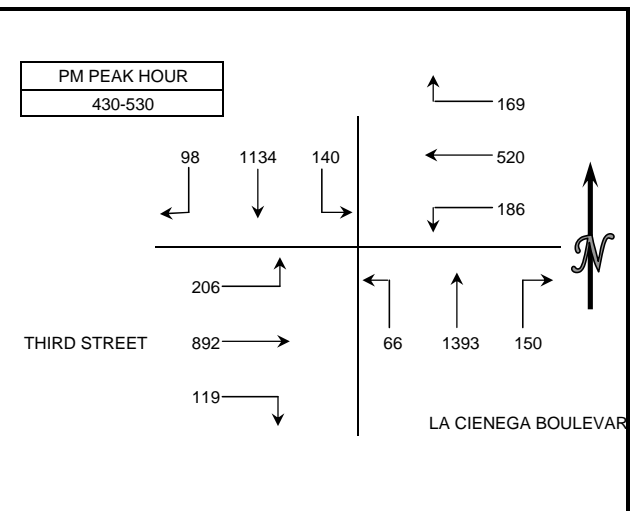
## INTERSECTION TURNING MOVEMENT COUNT SUMMARY

CLIENT: FEHR AND PEERS  
 PROJECT: WESTSIDE EXTENSION TRANSIT CORRIDOR COUNT PROGRAM  
 DATE: THURSDAY MAY 21, 2009  
 PERIODS: 7:00 AM TO 9:00 AM AND 4:00 PM TO 6:00 PM  
 INTERSECTION: N/S LA CIENEGA BOULEVARD  
 E/W THIRD STREET  
 CITY: LOS ANGELES

| 15 MIN COUNTS |           |           |           |           |           |           |           |           |           |            |            |            |       | 7:00 AM TO 9:00 AM |  |  |  |  |  |  |  |  |  |  |  |  |  |
|---------------|-----------|-----------|-----------|-----------|-----------|-----------|-----------|-----------|-----------|------------|------------|------------|-------|--------------------|--|--|--|--|--|--|--|--|--|--|--|--|--|
| PERIOD        | 1<br>SBRT | 2<br>SBTH | 3<br>SBLT | 4<br>WBRT | 5<br>WBTH | 6<br>WBLT | 7<br>NBRT | 8<br>NBTH | 9<br>NBLT | 10<br>EBRT | 11<br>EBTH | 12<br>EBLT | TOTAL |                    |  |  |  |  |  |  |  |  |  |  |  |  |  |
| 700-715       | 29        | 235       | 17        | 18        | 139       | 30        | 14        | 172       | 39        | 9          | 59         | 6          | 767   |                    |  |  |  |  |  |  |  |  |  |  |  |  |  |
| 715-730       | 27        | 259       | 7         | 16        | 183       | 34        | 16        | 195       | 32        | 8          | 66         | 11         | 854   |                    |  |  |  |  |  |  |  |  |  |  |  |  |  |
| 730-745       | 55        | 297       | 16        | 23        | 240       | 65        | 21        | 213       | 45        | 9          | 88         | 11         | 1083  |                    |  |  |  |  |  |  |  |  |  |  |  |  |  |
| 745-800       | 47        | 316       | 9         | 14        | 235       | 44        | 13        | 261       | 32        | 7          | 96         | 14         | 1088  |                    |  |  |  |  |  |  |  |  |  |  |  |  |  |
| 800-815       | 64        | 338       | 15        | 23        | 258       | 49        | 23        | 264       | 44        | 12         | 94         | 24         | 1208  |                    |  |  |  |  |  |  |  |  |  |  |  |  |  |
| 815-830       | 40        | 310       | 12        | 15        | 232       | 47        | 25        | 231       | 38        | 11         | 83         | 21         | 1065  |                    |  |  |  |  |  |  |  |  |  |  |  |  |  |
| 830-845       | 60        | 331       | 16        | 19        | 290       | 82        | 13        | 239       | 56        | 10         | 81         | 21         | 1218  |                    |  |  |  |  |  |  |  |  |  |  |  |  |  |
| 845-900       | 76        | 333       | 18        | 28        | 292       | 86        | 23        | 287       | 38        | 6          | 94         | 14         | 1295  |                    |  |  |  |  |  |  |  |  |  |  |  |  |  |
| HOUR TOTALS   |           |           |           |           |           |           |           |           |           |            |            |            |       |                    |  |  |  |  |  |  |  |  |  |  |  |  |  |
| TIME          | 1<br>SBRT | 2<br>SBTH | 3<br>SBLT | 4<br>WBRT | 5<br>WBTH | 6<br>WBLT | 7<br>NBRT | 8<br>NBTH | 9<br>NBLT | 10<br>EBRT | 11<br>EBTH | 12<br>EBLT | TOTAL |                    |  |  |  |  |  |  |  |  |  |  |  |  |  |
| 700-800       | 158       | 1107      | 49        | 71        | 797       | 173       | 64        | 841       | 148       | 33         | 309        | 42         | 3792  |                    |  |  |  |  |  |  |  |  |  |  |  |  |  |
| 715-815       | 193       | 1210      | 47        | 76        | 916       | 192       | 73        | 933       | 153       | 36         | 344        | 60         | 4233  |                    |  |  |  |  |  |  |  |  |  |  |  |  |  |
| 730-830       | 206       | 1261      | 52        | 75        | 965       | 205       | 82        | 969       | 159       | 39         | 361        | 70         | 4444  |                    |  |  |  |  |  |  |  |  |  |  |  |  |  |
| 745-845       | 211       | 1295      | 52        | 71        | 1015      | 222       | 74        | 995       | 170       | 40         | 354        | 80         | 4579  |                    |  |  |  |  |  |  |  |  |  |  |  |  |  |
| 800-900       | 240       | 1312      | 61        | 85        | 1072      | 264       | 84        | 1021      | 176       | 39         | 352        | 80         | 4786  |                    |  |  |  |  |  |  |  |  |  |  |  |  |  |



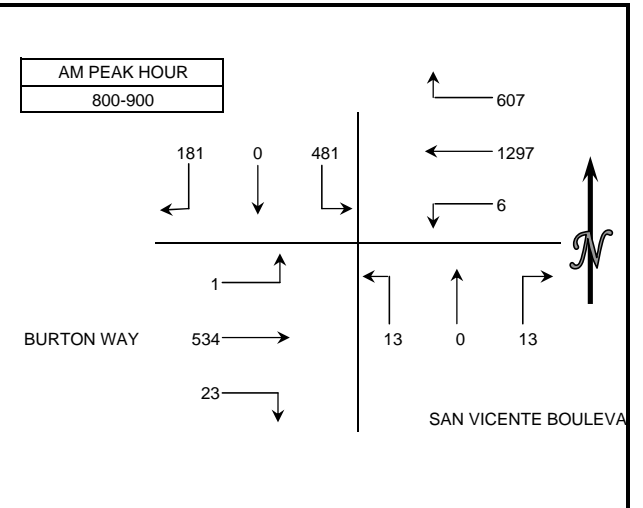
| 15 MIN COUNTS |           |           |           |           |           |           |           |           |           |            |            |            |       | 4:00 PM TO 6:00 PM |  |  |  |  |  |  |  |  |  |  |  |  |  |
|---------------|-----------|-----------|-----------|-----------|-----------|-----------|-----------|-----------|-----------|------------|------------|------------|-------|--------------------|--|--|--|--|--|--|--|--|--|--|--|--|--|
| PERIOD        | 1<br>SBRT | 2<br>SBTH | 3<br>SBLT | 4<br>WBRT | 5<br>WBTH | 6<br>WBLT | 7<br>NBRT | 8<br>NBTH | 9<br>NBLT | 10<br>EBRT | 11<br>EBTH | 12<br>EBLT | TOTAL |                    |  |  |  |  |  |  |  |  |  |  |  |  |  |
| 400-415       | 27        | 253       | 22        | 35        | 113       | 49        | 39        | 276       | 19        | 23         | 197        | 48         | 1101  |                    |  |  |  |  |  |  |  |  |  |  |  |  |  |
| 415-430       | 26        | 293       | 33        | 47        | 147       | 55        | 45        | 320       | 19        | 24         | 207        | 49         | 1265  |                    |  |  |  |  |  |  |  |  |  |  |  |  |  |
| 430-445       | 26        | 256       | 29        | 30        | 124       | 50        | 35        | 349       | 23        | 23         | 199        | 33         | 1177  |                    |  |  |  |  |  |  |  |  |  |  |  |  |  |
| 445-500       | 35        | 268       | 37        | 45        | 147       | 58        | 45        | 372       | 16        | 39         | 231        | 59         | 1352  |                    |  |  |  |  |  |  |  |  |  |  |  |  |  |
| 500-515       | 20        | 300       | 32        | 46        | 116       | 39        | 39        | 327       | 14        | 29         | 213        | 56         | 1231  |                    |  |  |  |  |  |  |  |  |  |  |  |  |  |
| 515-530       | 17        | 310       | 42        | 48        | 133       | 39        | 31        | 345       | 13        | 28         | 249        | 58         | 1313  |                    |  |  |  |  |  |  |  |  |  |  |  |  |  |
| 530-545       | 29        | 230       | 33        | 37        | 116       | 43        | 39        | 307       | 15        | 23         | 208        | 42         | 1122  |                    |  |  |  |  |  |  |  |  |  |  |  |  |  |
| 545-600       | 24        | 280       | 34        | 43        | 109       | 44        | 44        | 351       | 20        | 21         | 251        | 51         | 1272  |                    |  |  |  |  |  |  |  |  |  |  |  |  |  |
| HOUR TOTALS   |           |           |           |           |           |           |           |           |           |            |            |            |       |                    |  |  |  |  |  |  |  |  |  |  |  |  |  |
| TIME          | 1<br>SBRT | 2<br>SBTH | 3<br>SBLT | 4<br>WBRT | 5<br>WBTH | 6<br>WBLT | 7<br>NBRT | 8<br>NBTH | 9<br>NBLT | 10<br>EBRT | 11<br>EBTH | 12<br>EBLT | TOTAL |                    |  |  |  |  |  |  |  |  |  |  |  |  |  |
| 400-500       | 114       | 1070      | 121       | 157       | 531       | 212       | 164       | 1317      | 77        | 109        | 834        | 189        | 4895  |                    |  |  |  |  |  |  |  |  |  |  |  |  |  |
| 415-515       | 107       | 1117      | 131       | 168       | 534       | 202       | 164       | 1368      | 72        | 115        | 850        | 197        | 5025  |                    |  |  |  |  |  |  |  |  |  |  |  |  |  |
| 430-530       | 98        | 1134      | 140       | 169       | 520       | 186       | 150       | 1393      | 66        | 119        | 892        | 206        | 5073  |                    |  |  |  |  |  |  |  |  |  |  |  |  |  |
| 445-545       | 101       | 1108      | 144       | 176       | 512       | 179       | 154       | 1351      | 58        | 119        | 901        | 215        | 5018  |                    |  |  |  |  |  |  |  |  |  |  |  |  |  |
| 500-600       | 90        | 1120      | 141       | 174       | 474       | 165       | 153       | 1330      | 62        | 101        | 921        | 207        | 4938  |                    |  |  |  |  |  |  |  |  |  |  |  |  |  |



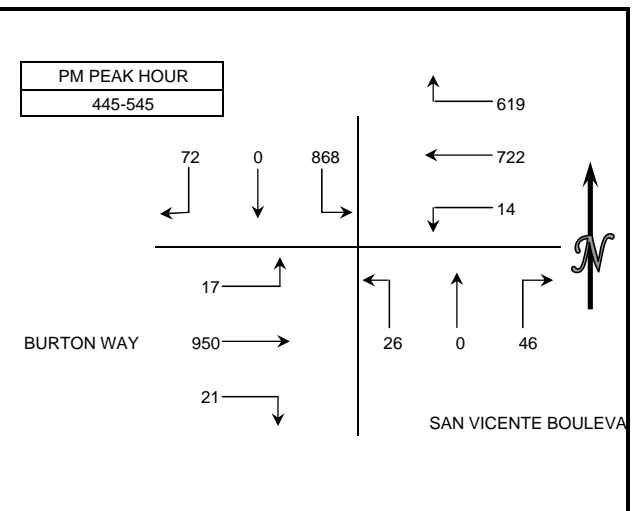
## INTERSECTION TURNING MOVEMENT COUNT SUMMARY

CLIENT: FEHR AND PEERS  
 PROJECT: WESTSIDE EXTENSION TRANSIT CORRIDOR COUNT PROGRAM  
 DATE: THURSDAY MAY 21, 2009  
 PERIODS: 7:00 AM TO 9:00 AM AND 4:00 PM TO 6:00 PM  
 INTERSECTION: N/S SAN VICENTE BOULEVARD  
 E/W BURTON WAY  
 CITY: LOS ANGELES

| 15 MIN COUNTS |           |           |           |           |           |           |           |           |           |            |            |            |       | 7:00 AM TO 9:00 AM |  |  |  |  |  |  |  |  |  |  |  |  |  |
|---------------|-----------|-----------|-----------|-----------|-----------|-----------|-----------|-----------|-----------|------------|------------|------------|-------|--------------------|--|--|--|--|--|--|--|--|--|--|--|--|--|
| PERIOD        | 1<br>SBRT | 2<br>SBTH | 3<br>SBLT | 4<br>WBRT | 5<br>WBTH | 6<br>WBLT | 7<br>NBRT | 8<br>NBTH | 9<br>NBLT | 10<br>EBRT | 11<br>EBTH | 12<br>EBLT | TOTAL |                    |  |  |  |  |  |  |  |  |  |  |  |  |  |
| 700-715       | 8         | 0         | 51        | 85        | 203       | 1         | 1         | 0         | 1         | 3          | 55         | 0          | 408   |                    |  |  |  |  |  |  |  |  |  |  |  |  |  |
| 715-730       | 20        | 0         | 67        | 127       | 237       | 0         | 2         | 0         | 5         | 1          | 85         | 1          | 545   |                    |  |  |  |  |  |  |  |  |  |  |  |  |  |
| 730-745       | 29        | 0         | 89        | 150       | 270       | 1         | 0         | 0         | 3         | 2          | 93         | 0          | 637   |                    |  |  |  |  |  |  |  |  |  |  |  |  |  |
| 745-800       | 25        | 0         | 112       | 157       | 318       | 1         | 1         | 0         | 5         | 5          | 119        | 2          | 745   |                    |  |  |  |  |  |  |  |  |  |  |  |  |  |
| 800-815       | 28        | 0         | 96        | 137       | 290       | 1         | 2         | 0         | 1         | 4          | 126        | 0          | 685   |                    |  |  |  |  |  |  |  |  |  |  |  |  |  |
| 815-830       | 45        | 0         | 127       | 143       | 327       | 1         | 5         | 0         | 1         | 7          | 140        | 0          | 796   |                    |  |  |  |  |  |  |  |  |  |  |  |  |  |
| 830-845       | 48        | 0         | 131       | 159       | 329       | 2         | 3         | 0         | 9         | 6          | 137        | 1          | 825   |                    |  |  |  |  |  |  |  |  |  |  |  |  |  |
| 845-900       | 60        | 0         | 127       | 168       | 351       | 2         | 3         | 0         | 2         | 6          | 131        | 0          | 850   |                    |  |  |  |  |  |  |  |  |  |  |  |  |  |
| HOUR TOTALS   |           |           |           |           |           |           |           |           |           |            |            |            |       |                    |  |  |  |  |  |  |  |  |  |  |  |  |  |
| TIME          | 1<br>SBRT | 2<br>SBTH | 3<br>SBLT | 4<br>WBRT | 5<br>WBTH | 6<br>WBLT | 7<br>NBRT | 8<br>NBTH | 9<br>NBLT | 10<br>EBRT | 11<br>EBTH | 12<br>EBLT | TOTAL |                    |  |  |  |  |  |  |  |  |  |  |  |  |  |
| 700-800       | 82        | 0         | 319       | 519       | 1028      | 3         | 4         | 0         | 14        | 11         | 352        | 3          | 2335  |                    |  |  |  |  |  |  |  |  |  |  |  |  |  |
| 715-815       | 102       | 0         | 364       | 571       | 1115      | 3         | 5         | 0         | 14        | 12         | 423        | 3          | 2612  |                    |  |  |  |  |  |  |  |  |  |  |  |  |  |
| 730-830       | 127       | 0         | 424       | 587       | 1205      | 4         | 8         | 0         | 10        | 18         | 478        | 2          | 2863  |                    |  |  |  |  |  |  |  |  |  |  |  |  |  |
| 745-845       | 146       | 0         | 466       | 596       | 1264      | 5         | 11        | 0         | 16        | 22         | 522        | 3          | 3051  |                    |  |  |  |  |  |  |  |  |  |  |  |  |  |
| 800-900       | 181       | 0         | 481       | 607       | 1297      | 6         | 13        | 0         | 13        | 23         | 534        | 1          | 3156  |                    |  |  |  |  |  |  |  |  |  |  |  |  |  |



| 15 MIN COUNTS |           |           |           |           |           |           |           |           |           |            |            |            |       | 4:00 PM TO 6:00 PM |  |  |  |  |  |  |  |  |  |  |  |  |  |
|---------------|-----------|-----------|-----------|-----------|-----------|-----------|-----------|-----------|-----------|------------|------------|------------|-------|--------------------|--|--|--|--|--|--|--|--|--|--|--|--|--|
| PERIOD        | 1<br>SBRT | 2<br>SBTH | 3<br>SBLT | 4<br>WBRT | 5<br>WBTH | 6<br>WBLT | 7<br>NBRT | 8<br>NBTH | 9<br>NBLT | 10<br>EBRT | 11<br>EBTH | 12<br>EBLT | TOTAL |                    |  |  |  |  |  |  |  |  |  |  |  |  |  |
| 400-415       | 24        | 0         | 225       | 128       | 141       | 4         | 1         | 0         | 8         | 6          | 212        | 4          | 753   |                    |  |  |  |  |  |  |  |  |  |  |  |  |  |
| 415-430       | 38        | 0         | 229       | 166       | 145       | 0         | 5         | 0         | 11        | 7          | 216        | 7          | 824   |                    |  |  |  |  |  |  |  |  |  |  |  |  |  |
| 430-445       | 24        | 0         | 208       | 133       | 159       | 5         | 2         | 0         | 10        | 1          | 208        | 5          | 755   |                    |  |  |  |  |  |  |  |  |  |  |  |  |  |
| 445-500       | 22        | 0         | 225       | 179       | 176       | 5         | 7         | 0         | 3         | 5          | 230        | 4          | 856   |                    |  |  |  |  |  |  |  |  |  |  |  |  |  |
| 500-515       | 12        | 0         | 225       | 164       | 166       | 4         | 13        | 0         | 8         | 6          | 222        | 2          | 822   |                    |  |  |  |  |  |  |  |  |  |  |  |  |  |
| 515-530       | 21        | 0         | 224       | 147       | 201       | 1         | 14        | 0         | 7         | 3          | 266        | 6          | 890   |                    |  |  |  |  |  |  |  |  |  |  |  |  |  |
| 530-545       | 17        | 0         | 194       | 129       | 179       | 4         | 12        | 0         | 8         | 7          | 232        | 5          | 787   |                    |  |  |  |  |  |  |  |  |  |  |  |  |  |
| 545-600       | 28        | 0         | 196       | 161       | 189       | 7         | 8         | 0         | 7         | 4          | 207        | 2          | 809   |                    |  |  |  |  |  |  |  |  |  |  |  |  |  |
| HOUR TOTALS   |           |           |           |           |           |           |           |           |           |            |            |            |       |                    |  |  |  |  |  |  |  |  |  |  |  |  |  |
| TIME          | 1<br>SBRT | 2<br>SBTH | 3<br>SBLT | 4<br>WBRT | 5<br>WBTH | 6<br>WBLT | 7<br>NBRT | 8<br>NBTH | 9<br>NBLT | 10<br>EBRT | 11<br>EBTH | 12<br>EBLT | TOTAL |                    |  |  |  |  |  |  |  |  |  |  |  |  |  |
| 400-500       | 108       | 0         | 887       | 606       | 621       | 14        | 15        | 0         | 32        | 19         | 866        | 20         | 3188  |                    |  |  |  |  |  |  |  |  |  |  |  |  |  |
| 415-515       | 96        | 0         | 887       | 642       | 646       | 14        | 27        | 0         | 32        | 19         | 876        | 18         | 3257  |                    |  |  |  |  |  |  |  |  |  |  |  |  |  |
| 430-530       | 79        | 0         | 882       | 623       | 702       | 15        | 36        | 0         | 28        | 15         | 926        | 17         | 3323  |                    |  |  |  |  |  |  |  |  |  |  |  |  |  |
| 445-545       | 72        | 0         | 868       | 619       | 722       | 14        | 46        | 0         | 26        | 21         | 950        | 17         | 3355  |                    |  |  |  |  |  |  |  |  |  |  |  |  |  |
| 500-600       | 78        | 0         | 839       | 601       | 735       | 16        | 47        | 0         | 30        | 20         | 927        | 15         | 3308  |                    |  |  |  |  |  |  |  |  |  |  |  |  |  |

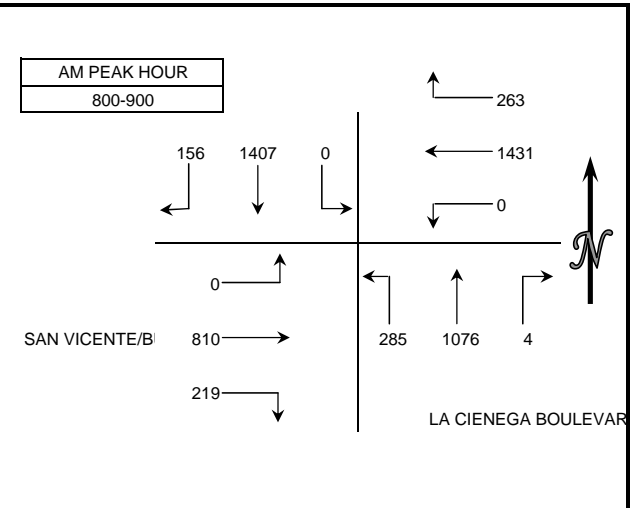




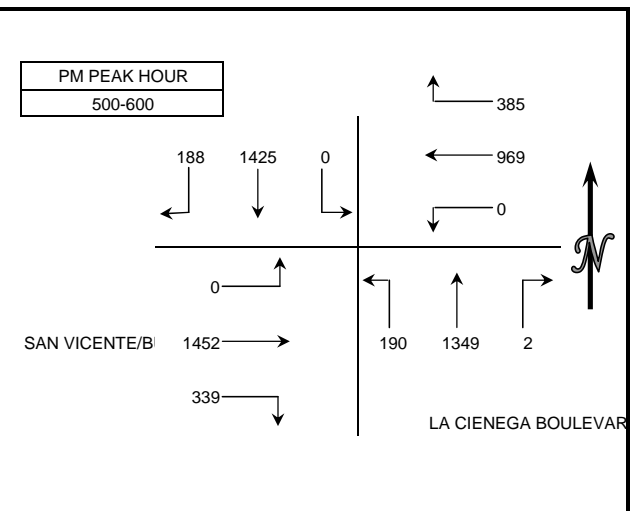
## INTERSECTION TURNING MOVEMENT COUNT SUMMARY

CLIENT: FEHR AND PEERS  
 PROJECT: WESTSIDE EXTENSION TRANSIT CORRIDOR COUNT PROGRAM  
 DATE: THURSDAY MAY 21, 2009  
 PERIODS: 7:00 AM TO 9:00 AM AND 4:00 PM TO 6:00 PM  
 INTERSECTION: N/S LA CIENEGA BOULEVARD  
 E/W SAN VICENTE/BURTON WAY  
 CITY: LOS ANGELES

| 15 MIN COUNTS |           |           |           |           |           |           |           |           |           |            |            |            |       | 7:00 AM TO 9:00 AM |  |  |  |  |  |  |  |  |  |  |  |  |  |
|---------------|-----------|-----------|-----------|-----------|-----------|-----------|-----------|-----------|-----------|------------|------------|------------|-------|--------------------|--|--|--|--|--|--|--|--|--|--|--|--|--|
| PERIOD        | 1<br>SBRT | 2<br>SBTH | 3<br>SBLT | 4<br>WBRT | 5<br>WBTH | 6<br>WBLT | 7<br>NBRT | 8<br>NBTH | 9<br>NBLT | 10<br>EBRT | 11<br>EBTH | 12<br>EBLT | TOTAL |                    |  |  |  |  |  |  |  |  |  |  |  |  |  |
| 700-715       | 10        | 226       | 0         | 35        | 226       | 0         | 2         | 195       | 82        | 36         | 77         | 0          | 889   |                    |  |  |  |  |  |  |  |  |  |  |  |  |  |
| 715-730       | 18        | 257       | 0         | 40        | 259       | 0         | 5         | 208       | 74        | 40         | 95         | 0          | 996   |                    |  |  |  |  |  |  |  |  |  |  |  |  |  |
| 730-745       | 30        | 297       | 0         | 45        | 299       | 0         | 3         | 228       | 57        | 47         | 129        | 0          | 1135  |                    |  |  |  |  |  |  |  |  |  |  |  |  |  |
| 745-800       | 35        | 329       | 0         | 50        | 367       | 0         | 1         | 282       | 75        | 53         | 163        | 0          | 1355  |                    |  |  |  |  |  |  |  |  |  |  |  |  |  |
| 800-815       | 34        | 354       | 0         | 86        | 357       | 0         | 0         | 269       | 59        | 50         | 187        | 0          | 1396  |                    |  |  |  |  |  |  |  |  |  |  |  |  |  |
| 815-830       | 34        | 338       | 0         | 52        | 382       | 0         | 3         | 250       | 70        | 54         | 219        | 0          | 1402  |                    |  |  |  |  |  |  |  |  |  |  |  |  |  |
| 830-845       | 38        | 365       | 0         | 50        | 387       | 0         | 1         | 269       | 70        | 57         | 198        | 0          | 1435  |                    |  |  |  |  |  |  |  |  |  |  |  |  |  |
| 845-900       | 50        | 350       | 0         | 75        | 305       | 0         | 0         | 288       | 86        | 58         | 206        | 0          | 1418  |                    |  |  |  |  |  |  |  |  |  |  |  |  |  |
| HOUR TOTALS   |           |           |           |           |           |           |           |           |           |            |            |            |       |                    |  |  |  |  |  |  |  |  |  |  |  |  |  |
| TIME          | 1<br>SBRT | 2<br>SBTH | 3<br>SBLT | 4<br>WBRT | 5<br>WBTH | 6<br>WBLT | 7<br>NBRT | 8<br>NBTH | 9<br>NBLT | 10<br>EBRT | 11<br>EBTH | 12<br>EBLT | TOTAL |                    |  |  |  |  |  |  |  |  |  |  |  |  |  |
| 700-800       | 93        | 1109      | 0         | 170       | 1151      | 0         | 11        | 913       | 288       | 176        | 464        | 0          | 4375  |                    |  |  |  |  |  |  |  |  |  |  |  |  |  |
| 715-815       | 117       | 1237      | 0         | 221       | 1282      | 0         | 9         | 987       | 265       | 190        | 574        | 0          | 4882  |                    |  |  |  |  |  |  |  |  |  |  |  |  |  |
| 730-830       | 133       | 1318      | 0         | 233       | 1405      | 0         | 7         | 1029      | 261       | 204        | 698        | 0          | 5288  |                    |  |  |  |  |  |  |  |  |  |  |  |  |  |
| 745-845       | 141       | 1386      | 0         | 238       | 1493      | 0         | 5         | 1070      | 274       | 214        | 767        | 0          | 5588  |                    |  |  |  |  |  |  |  |  |  |  |  |  |  |
| 800-900       | 156       | 1407      | 0         | 263       | 1431      | 0         | 4         | 1076      | 285       | 219        | 810        | 0          | 5651  |                    |  |  |  |  |  |  |  |  |  |  |  |  |  |



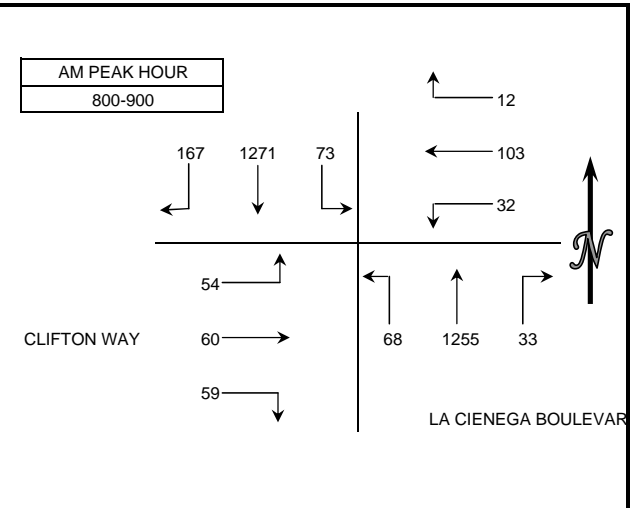
| 15 MIN COUNTS |           |           |           |           |           |           |           |           |           |            |            |            |       | 4:00 PM TO 6:00 PM |  |  |  |  |  |  |  |  |  |  |  |  |  |
|---------------|-----------|-----------|-----------|-----------|-----------|-----------|-----------|-----------|-----------|------------|------------|------------|-------|--------------------|--|--|--|--|--|--|--|--|--|--|--|--|--|
| PERIOD        | 1<br>SBRT | 2<br>SBTH | 3<br>SBLT | 4<br>WBRT | 5<br>WBTH | 6<br>WBLT | 7<br>NBRT | 8<br>NBTH | 9<br>NBLT | 10<br>EBRT | 11<br>EBTH | 12<br>EBLT | TOTAL |                    |  |  |  |  |  |  |  |  |  |  |  |  |  |
| 400-415       | 35        | 362       | 0         | 61        | 175       | 0         | 0         | 337       | 42        | 91         | 397        | 0          | 1500  |                    |  |  |  |  |  |  |  |  |  |  |  |  |  |
| 415-430       | 39        | 314       | 0         | 93        | 207       | 0         | 1         | 305       | 47        | 96         | 369        | 0          | 1471  |                    |  |  |  |  |  |  |  |  |  |  |  |  |  |
| 430-445       | 45        | 289       | 0         | 70        | 215       | 0         | 1         | 318       | 52        | 84         | 345        | 0          | 1419  |                    |  |  |  |  |  |  |  |  |  |  |  |  |  |
| 445-500       | 53        | 373       | 0         | 102       | 264       | 0         | 0         | 307       | 39        | 103        | 362        | 0          | 1603  |                    |  |  |  |  |  |  |  |  |  |  |  |  |  |
| 500-515       | 32        | 303       | 0         | 96        | 224       | 0         | 0         | 367       | 57        | 87         | 357        | 0          | 1523  |                    |  |  |  |  |  |  |  |  |  |  |  |  |  |
| 515-530       | 40        | 348       | 0         | 97        | 267       | 0         | 2         | 316       | 42        | 95         | 377        | 0          | 1584  |                    |  |  |  |  |  |  |  |  |  |  |  |  |  |
| 530-545       | 60        | 366       | 0         | 105       | 229       | 0         | 0         | 353       | 46        | 74         | 336        | 0          | 1569  |                    |  |  |  |  |  |  |  |  |  |  |  |  |  |
| 545-600       | 56        | 408       | 0         | 87        | 249       | 0         | 0         | 313       | 45        | 83         | 382        | 0          | 1623  |                    |  |  |  |  |  |  |  |  |  |  |  |  |  |
| HOUR TOTALS   |           |           |           |           |           |           |           |           |           |            |            |            |       |                    |  |  |  |  |  |  |  |  |  |  |  |  |  |
| TIME          | 1<br>SBRT | 2<br>SBTH | 3<br>SBLT | 4<br>WBRT | 5<br>WBTH | 6<br>WBLT | 7<br>NBRT | 8<br>NBTH | 9<br>NBLT | 10<br>EBRT | 11<br>EBTH | 12<br>EBLT | TOTAL |                    |  |  |  |  |  |  |  |  |  |  |  |  |  |
| 400-500       | 172       | 1338      | 0         | 326       | 861       | 0         | 2         | 1267      | 180       | 374        | 1473       | 0          | 5993  |                    |  |  |  |  |  |  |  |  |  |  |  |  |  |
| 415-515       | 169       | 1279      | 0         | 361       | 910       | 0         | 2         | 1297      | 195       | 370        | 1433       | 0          | 6016  |                    |  |  |  |  |  |  |  |  |  |  |  |  |  |
| 430-530       | 170       | 1313      | 0         | 365       | 970       | 0         | 3         | 1308      | 190       | 369        | 1441       | 0          | 6129  |                    |  |  |  |  |  |  |  |  |  |  |  |  |  |
| 445-545       | 185       | 1390      | 0         | 400       | 984       | 0         | 2         | 1343      | 184       | 359        | 1432       | 0          | 6279  |                    |  |  |  |  |  |  |  |  |  |  |  |  |  |
| 500-600       | 188       | 1425      | 0         | 385       | 969       | 0         | 2         | 1349      | 190       | 339        | 1452       | 0          | 6299  |                    |  |  |  |  |  |  |  |  |  |  |  |  |  |



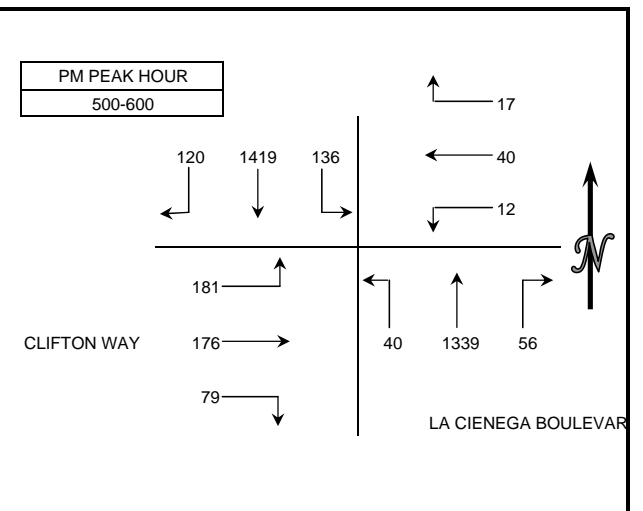
## INTERSECTION TURNING MOVEMENT COUNT SUMMARY

CLIENT: FEHR AND PEERS  
 PROJECT: WESTSIDE EXTENSION TRANSIT CORRIDOR COUNT PROGRAM  
 DATE: WEDNESDAY MAY 20, 2009  
 PERIODS: 7:00 AM TO 9:00 AM AND 4:00 PM TO 6:00 PM  
 INTERSECTION: N/S LA CIENEGA BOULEVARD  
 E/W CLIFTON WAY  
 CITY: LOS ANGELES

| 15 MIN COUNTS |           |           |           |           |           |           |           |           |           |            |            |            |       | 7:00 AM TO 9:00 AM |  |  |  |  |  |  |  |  |  |  |  |  |  |
|---------------|-----------|-----------|-----------|-----------|-----------|-----------|-----------|-----------|-----------|------------|------------|------------|-------|--------------------|--|--|--|--|--|--|--|--|--|--|--|--|--|
| PERIOD        | 1<br>SBRT | 2<br>SBTH | 3<br>SBLT | 4<br>WBRT | 5<br>WBTH | 6<br>WBLT | 7<br>NBRT | 8<br>NBTH | 9<br>NBLT | 10<br>EBRT | 11<br>EBTH | 12<br>EBLT | TOTAL |                    |  |  |  |  |  |  |  |  |  |  |  |  |  |
| 700-715       | 16        | 203       | 11        | 3         | 5         | 4         | 2         | 252       | 7         | 9          | 2          | 5          | 519   |                    |  |  |  |  |  |  |  |  |  |  |  |  |  |
| 715-730       | 26        | 238       | 17        | 2         | 9         | 4         | 5         | 281       | 8         | 6          | 3          | 7          | 606   |                    |  |  |  |  |  |  |  |  |  |  |  |  |  |
| 730-745       | 29        | 290       | 26        | 0         | 21        | 4         | 3         | 303       | 6         | 9          | 6          | 10         | 707   |                    |  |  |  |  |  |  |  |  |  |  |  |  |  |
| 745-800       | 32        | 285       | 25        | 4         | 17        | 8         | 9         | 340       | 14        | 19         | 5          | 13         | 771   |                    |  |  |  |  |  |  |  |  |  |  |  |  |  |
| 800-815       | 43        | 342       | 15        | 5         | 25        | 8         | 11        | 321       | 13        | 13         | 8          | 16         | 820   |                    |  |  |  |  |  |  |  |  |  |  |  |  |  |
| 815-830       | 46        | 335       | 22        | 3         | 32        | 5         | 5         | 326       | 21        | 13         | 17         | 11         | 836   |                    |  |  |  |  |  |  |  |  |  |  |  |  |  |
| 830-845       | 46        | 273       | 15        | 3         | 29        | 12        | 4         | 297       | 17        | 18         | 21         | 19         | 754   |                    |  |  |  |  |  |  |  |  |  |  |  |  |  |
| 845-900       | 32        | 321       | 21        | 1         | 17        | 7         | 13        | 311       | 17        | 15         | 14         | 8          | 777   |                    |  |  |  |  |  |  |  |  |  |  |  |  |  |
| HOUR TOTALS   |           |           |           |           |           |           |           |           |           |            |            |            |       |                    |  |  |  |  |  |  |  |  |  |  |  |  |  |
| TIME          | 1<br>SBRT | 2<br>SBTH | 3<br>SBLT | 4<br>WBRT | 5<br>WBTH | 6<br>WBLT | 7<br>NBRT | 8<br>NBTH | 9<br>NBLT | 10<br>EBRT | 11<br>EBTH | 12<br>EBLT | TOTAL |                    |  |  |  |  |  |  |  |  |  |  |  |  |  |
| 700-800       | 103       | 1016      | 79        | 9         | 52        | 20        | 19        | 1176      | 35        | 43         | 16         | 35         | 2603  |                    |  |  |  |  |  |  |  |  |  |  |  |  |  |
| 715-815       | 130       | 1155      | 83        | 11        | 72        | 24        | 28        | 1245      | 41        | 47         | 22         | 46         | 2904  |                    |  |  |  |  |  |  |  |  |  |  |  |  |  |
| 730-830       | 150       | 1252      | 88        | 12        | 95        | 25        | 28        | 1290      | 54        | 54         | 36         | 50         | 3134  |                    |  |  |  |  |  |  |  |  |  |  |  |  |  |
| 745-845       | 167       | 1235      | 77        | 15        | 103       | 33        | 29        | 1284      | 65        | 63         | 51         | 59         | 3181  |                    |  |  |  |  |  |  |  |  |  |  |  |  |  |
| 800-900       | 167       | 1271      | 73        | 12        | 103       | 32        | 33        | 1255      | 68        | 59         | 60         | 54         | 3187  |                    |  |  |  |  |  |  |  |  |  |  |  |  |  |



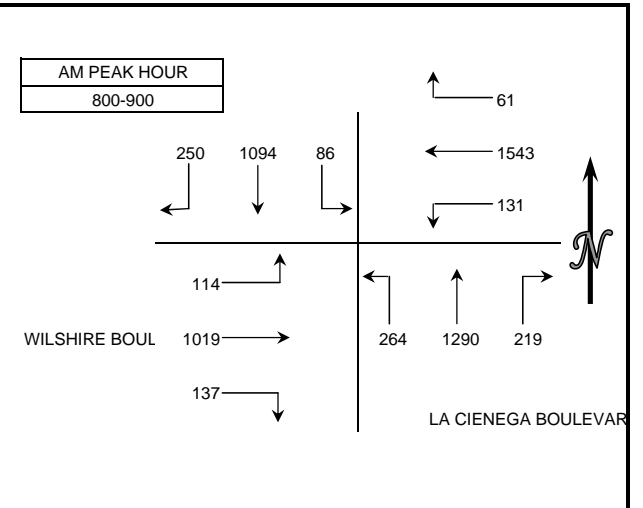
| 15 MIN COUNTS |           |           |           |           |           |           |           |           |           |            |            |            |       | 4:00 PM TO 6:00 PM |  |  |  |  |  |  |  |  |  |  |  |  |  |
|---------------|-----------|-----------|-----------|-----------|-----------|-----------|-----------|-----------|-----------|------------|------------|------------|-------|--------------------|--|--|--|--|--|--|--|--|--|--|--|--|--|
| PERIOD        | 1<br>SBRT | 2<br>SBTH | 3<br>SBLT | 4<br>WBRT | 5<br>WBTH | 6<br>WBLT | 7<br>NBRT | 8<br>NBTH | 9<br>NBLT | 10<br>EBRT | 11<br>EBTH | 12<br>EBLT | TOTAL |                    |  |  |  |  |  |  |  |  |  |  |  |  |  |
| 400-415       | 25        | 337       | 40        | 3         | 6         | 3         | 16        | 317       | 14        | 16         | 41         | 43         | 861   |                    |  |  |  |  |  |  |  |  |  |  |  |  |  |
| 415-430       | 34        | 308       | 34        | 4         | 4         | 2         | 22        | 326       | 12        | 23         | 24         | 48         | 841   |                    |  |  |  |  |  |  |  |  |  |  |  |  |  |
| 430-445       | 34        | 353       | 45        | 2         | 5         | 4         | 10        | 316       | 16        | 21         | 44         | 39         | 889   |                    |  |  |  |  |  |  |  |  |  |  |  |  |  |
| 445-500       | 30        | 331       | 40        | 2         | 8         | 5         | 8         | 314       | 10        | 23         | 28         | 34         | 833   |                    |  |  |  |  |  |  |  |  |  |  |  |  |  |
| 500-515       | 29        | 371       | 32        | 2         | 18        | 3         | 17        | 324       | 11        | 29         | 44         | 42         | 922   |                    |  |  |  |  |  |  |  |  |  |  |  |  |  |
| 515-530       | 25        | 338       | 39        | 2         | 7         | 4         | 16        | 362       | 10        | 16         | 42         | 52         | 913   |                    |  |  |  |  |  |  |  |  |  |  |  |  |  |
| 530-545       | 26        | 372       | 39        | 9         | 9         | 1         | 15        | 316       | 11        | 17         | 40         | 47         | 902   |                    |  |  |  |  |  |  |  |  |  |  |  |  |  |
| 545-600       | 40        | 338       | 26        | 4         | 6         | 4         | 8         | 337       | 8         | 17         | 50         | 40         | 878   |                    |  |  |  |  |  |  |  |  |  |  |  |  |  |
| HOUR TOTALS   |           |           |           |           |           |           |           |           |           |            |            |            |       |                    |  |  |  |  |  |  |  |  |  |  |  |  |  |
| TIME          | 1<br>SBRT | 2<br>SBTH | 3<br>SBLT | 4<br>WBRT | 5<br>WBTH | 6<br>WBLT | 7<br>NBRT | 8<br>NBTH | 9<br>NBLT | 10<br>EBRT | 11<br>EBTH | 12<br>EBLT | TOTAL |                    |  |  |  |  |  |  |  |  |  |  |  |  |  |
| 400-500       | 123       | 1329      | 159       | 11        | 23        | 14        | 56        | 1273      | 52        | 83         | 137        | 164        | 3424  |                    |  |  |  |  |  |  |  |  |  |  |  |  |  |
| 415-515       | 127       | 1363      | 151       | 10        | 35        | 14        | 57        | 1280      | 49        | 96         | 140        | 163        | 3485  |                    |  |  |  |  |  |  |  |  |  |  |  |  |  |
| 430-530       | 118       | 1393      | 156       | 8         | 38        | 16        | 51        | 1316      | 47        | 89         | 158        | 167        | 3557  |                    |  |  |  |  |  |  |  |  |  |  |  |  |  |
| 445-545       | 110       | 1412      | 150       | 15        | 42        | 13        | 56        | 1316      | 42        | 85         | 154        | 175        | 3570  |                    |  |  |  |  |  |  |  |  |  |  |  |  |  |
| 500-600       | 120       | 1419      | 136       | 17        | 40        | 12        | 56        | 1339      | 40        | 79         | 176        | 181        | 3615  |                    |  |  |  |  |  |  |  |  |  |  |  |  |  |



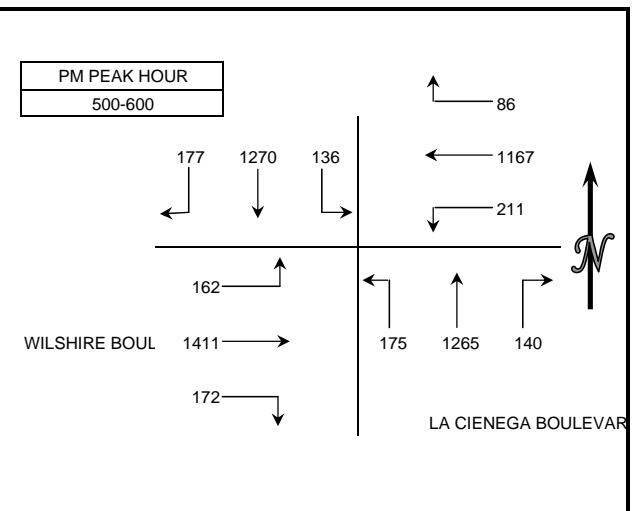
## INTERSECTION TURNING MOVEMENT COUNT SUMMARY

CLIENT: FEHR AND PEERS  
 PROJECT: WESTSIDE EXTENSION TRANSIT CORRIDOR COUNT PROGRAM  
 DATE: TUESDAY MAY 19, 2009  
 PERIODS: 7:00 AM TO 9:00 AM AND 4:00 PM TO 6:00 PM  
 INTERSECTION: N/S LA CIENEGA BOULEVARD  
 E/W WILSHIRE BOULEVARD  
 CITY: LOS ANGELES

| 15 MIN COUNTS |           |           |           |           |           |           |           |           |           |            |            |            |       | 7:00 AM TO 9:00 AM |  |  |  |  |  |  |  |  |  |  |  |  |  |
|---------------|-----------|-----------|-----------|-----------|-----------|-----------|-----------|-----------|-----------|------------|------------|------------|-------|--------------------|--|--|--|--|--|--|--|--|--|--|--|--|--|
| PERIOD        | 1<br>SBRT | 2<br>SBTH | 3<br>SBLT | 4<br>WBRT | 5<br>WBTH | 6<br>WBLT | 7<br>NBRT | 8<br>NBTH | 9<br>NBLT | 10<br>EBRT | 11<br>EBTH | 12<br>EBLT | TOTAL |                    |  |  |  |  |  |  |  |  |  |  |  |  |  |
| 700-715       | 24        | 212       | 10        | 6         | 130       | 22        | 42        | 235       | 59        | 25         | 126        | 12         | 903   |                    |  |  |  |  |  |  |  |  |  |  |  |  |  |
| 715-730       | 28        | 253       | 9         | 6         | 230       | 31        | 51        | 240       | 57        | 33         | 160        | 20         | 1118  |                    |  |  |  |  |  |  |  |  |  |  |  |  |  |
| 730-745       | 34        | 236       | 12        | 7         | 294       | 29        | 37        | 282       | 51        | 22         | 189        | 22         | 1215  |                    |  |  |  |  |  |  |  |  |  |  |  |  |  |
| 745-800       | 41        | 276       | 13        | 10        | 300       | 26        | 49        | 307       | 57        | 36         | 209        | 35         | 1359  |                    |  |  |  |  |  |  |  |  |  |  |  |  |  |
| 800-815       | 44        | 262       | 14        | 13        | 395       | 30        | 46        | 327       | 67        | 33         | 228        | 31         | 1490  |                    |  |  |  |  |  |  |  |  |  |  |  |  |  |
| 815-830       | 65        | 264       | 21        | 12        | 399       | 42        | 58        | 322       | 56        | 34         | 252        | 30         | 1555  |                    |  |  |  |  |  |  |  |  |  |  |  |  |  |
| 830-845       | 57        | 268       | 23        | 15        | 362       | 24        | 58        | 316       | 70        | 30         | 276        | 25         | 1524  |                    |  |  |  |  |  |  |  |  |  |  |  |  |  |
| 845-900       | 84        | 300       | 28        | 21        | 387       | 35        | 57        | 325       | 71        | 40         | 263        | 28         | 1639  |                    |  |  |  |  |  |  |  |  |  |  |  |  |  |
| HOURLY TOTALS |           |           |           |           |           |           |           |           |           |            |            |            |       |                    |  |  |  |  |  |  |  |  |  |  |  |  |  |
| TIME          | 1<br>SBRT | 2<br>SBTH | 3<br>SBLT | 4<br>WBRT | 5<br>WBTH | 6<br>WBLT | 7<br>NBRT | 8<br>NBTH | 9<br>NBLT | 10<br>EBRT | 11<br>EBTH | 12<br>EBLT | TOTAL |                    |  |  |  |  |  |  |  |  |  |  |  |  |  |
| 700-800       | 127       | 977       | 44        | 29        | 954       | 108       | 179       | 1064      | 224       | 116        | 684        | 89         | 4595  |                    |  |  |  |  |  |  |  |  |  |  |  |  |  |
| 715-815       | 147       | 1027      | 48        | 36        | 1219      | 116       | 183       | 1156      | 232       | 124        | 786        | 108        | 5182  |                    |  |  |  |  |  |  |  |  |  |  |  |  |  |
| 730-830       | 184       | 1038      | 60        | 42        | 1388      | 127       | 190       | 1238      | 231       | 125        | 878        | 118        | 5619  |                    |  |  |  |  |  |  |  |  |  |  |  |  |  |
| 745-845       | 207       | 1070      | 71        | 50        | 1456      | 122       | 211       | 1272      | 250       | 133        | 965        | 121        | 5928  |                    |  |  |  |  |  |  |  |  |  |  |  |  |  |
| 800-900       | 250       | 1094      | 86        | 61        | 1543      | 131       | 219       | 1290      | 264       | 137        | 1019       | 114        | 6208  |                    |  |  |  |  |  |  |  |  |  |  |  |  |  |



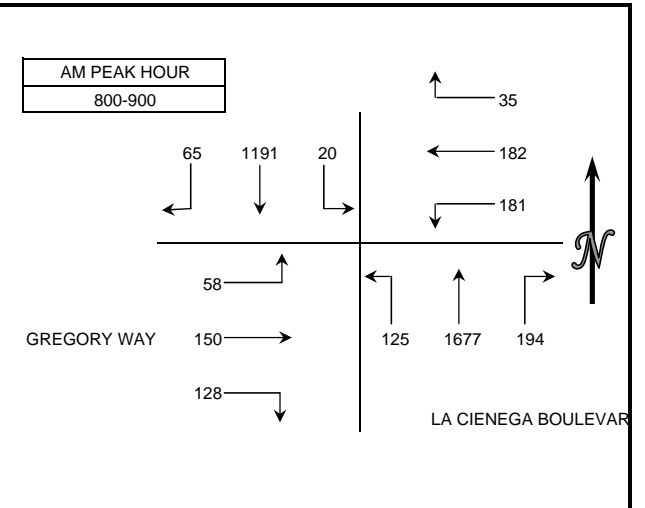
| 15 MIN COUNTS |           |           |           |           |           |           |           |           |           |            |            |            |       | 4:00 PM TO 6:00 PM |  |  |  |  |  |  |  |  |  |  |  |  |  |
|---------------|-----------|-----------|-----------|-----------|-----------|-----------|-----------|-----------|-----------|------------|------------|------------|-------|--------------------|--|--|--|--|--|--|--|--|--|--|--|--|--|
| PERIOD        | 1<br>SBRT | 2<br>SBTH | 3<br>SBLT | 4<br>WBRT | 5<br>WBTH | 6<br>WBLT | 7<br>NBRT | 8<br>NBTH | 9<br>NBLT | 10<br>EBRT | 11<br>EBTH | 12<br>EBLT | TOTAL |                    |  |  |  |  |  |  |  |  |  |  |  |  |  |
| 400-415       | 55        | 325       | 33        | 14        | 247       | 30        | 41        | 317       | 39        | 46         | 303        | 37         | 1487  |                    |  |  |  |  |  |  |  |  |  |  |  |  |  |
| 415-430       | 37        | 280       | 20        | 19        | 255       | 41        | 28        | 313       | 47        | 39         | 328        | 34         | 1441  |                    |  |  |  |  |  |  |  |  |  |  |  |  |  |
| 430-445       | 51        | 328       | 33        | 22        | 280       | 45        | 29        | 282       | 37        | 38         | 339        | 32         | 1516  |                    |  |  |  |  |  |  |  |  |  |  |  |  |  |
| 445-500       | 62        | 297       | 28        | 16        | 303       | 51        | 30        | 293       | 40        | 43         | 308        | 28         | 1499  |                    |  |  |  |  |  |  |  |  |  |  |  |  |  |
| 500-515       | 47        | 277       | 42        | 27        | 259       | 54        | 37        | 318       | 58        | 46         | 339        | 40         | 1544  |                    |  |  |  |  |  |  |  |  |  |  |  |  |  |
| 515-530       | 29        | 308       | 30        | 15        | 274       | 36        | 30        | 322       | 40        | 31         | 352        | 33         | 1500  |                    |  |  |  |  |  |  |  |  |  |  |  |  |  |
| 530-545       | 49        | 339       | 27        | 21        | 312       | 58        | 29        | 304       | 43        | 49         | 366        | 43         | 1640  |                    |  |  |  |  |  |  |  |  |  |  |  |  |  |
| 545-600       | 52        | 346       | 37        | 23        | 322       | 63        | 44        | 321       | 34        | 46         | 354        | 46         | 1688  |                    |  |  |  |  |  |  |  |  |  |  |  |  |  |
| HOURLY TOTALS |           |           |           |           |           |           |           |           |           |            |            |            |       |                    |  |  |  |  |  |  |  |  |  |  |  |  |  |
| TIME          | 1<br>SBRT | 2<br>SBTH | 3<br>SBLT | 4<br>WBRT | 5<br>WBTH | 6<br>WBLT | 7<br>NBRT | 8<br>NBTH | 9<br>NBLT | 10<br>EBRT | 11<br>EBTH | 12<br>EBLT | TOTAL |                    |  |  |  |  |  |  |  |  |  |  |  |  |  |
| 400-500       | 205       | 1230      | 114       | 71        | 1085      | 167       | 128       | 1205      | 163       | 166        | 1278       | 131        | 5943  |                    |  |  |  |  |  |  |  |  |  |  |  |  |  |
| 415-515       | 197       | 1182      | 123       | 84        | 1097      | 191       | 124       | 1206      | 182       | 166        | 1314       | 134        | 6000  |                    |  |  |  |  |  |  |  |  |  |  |  |  |  |
| 430-530       | 189       | 1210      | 133       | 80        | 1116      | 186       | 126       | 1215      | 175       | 158        | 1338       | 133        | 6059  |                    |  |  |  |  |  |  |  |  |  |  |  |  |  |
| 445-545       | 187       | 1221      | 127       | 79        | 1148      | 199       | 126       | 1237      | 181       | 169        | 1365       | 144        | 6183  |                    |  |  |  |  |  |  |  |  |  |  |  |  |  |
| 500-600       | 177       | 1270      | 136       | 86        | 1167      | 211       | 140       | 1265      | 175       | 172        | 1411       | 162        | 6372  |                    |  |  |  |  |  |  |  |  |  |  |  |  |  |



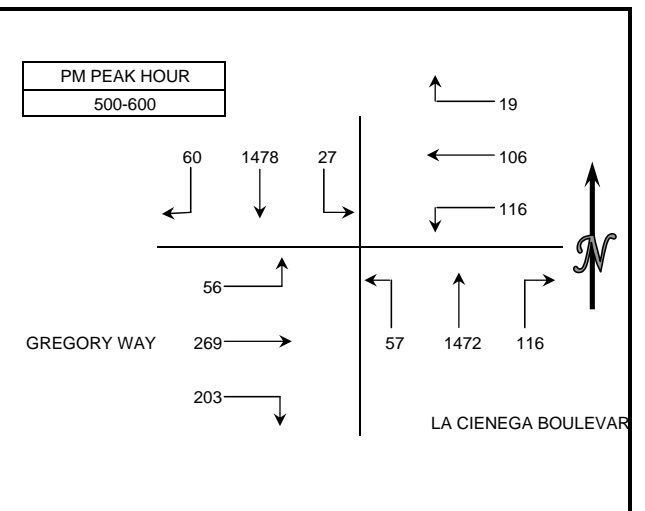
## INTERSECTION TURNING MOVEMENT COUNT SUMMARY

CLIENT: FEHR AND PEERS  
 PROJECT: WESTSIDE EXTENSION TRANSIT CORRIDOR COUNT PROGRAM  
 DATE: TUESDAY MAY 19, 2009  
 PERIODS: 7:00 AM TO 9:00 AM AND 4:00 PM TO 6:00 PM  
 INTERSECTION: N/S LA CIENEGA BOULEVARD  
 E/W GREGORY WAY  
 CITY: LOS ANGELES

| 15 MIN COUNTS |        |        |        |        |        |        |        |        |        |         |         |         |       | 7:00 AM TO 9:00 AM |  |  |  |  |  |  |  |  |  |  |  |  |  |
|---------------|--------|--------|--------|--------|--------|--------|--------|--------|--------|---------|---------|---------|-------|--------------------|--|--|--|--|--|--|--|--|--|--|--|--|--|
| PERIOD        | 1 SBRT | 2 SBTH | 3 SBLT | 4 WBRT | 5 WBTH | 6 WBLT | 7 NBRT | 8 NBTH | 9 NBLT | 10 EBRT | 11 EBTH | 12 EBLT | TOTAL |                    |  |  |  |  |  |  |  |  |  |  |  |  |  |
| 700-715       | 2      | 267    | 1      | 4      | 7      | 17     | 20     | 305    | 16     | 12      | 6       | 5       | 662   |                    |  |  |  |  |  |  |  |  |  |  |  |  |  |
| 715-730       | 4      | 283    | 3      | 4      | 23     | 28     | 15     | 342    | 17     | 17      | 10      | 7       | 753   |                    |  |  |  |  |  |  |  |  |  |  |  |  |  |
| 730-745       | 4      | 285    | 4      | 8      | 37     | 42     | 36     | 393    | 14     | 18      | 28      | 5       | 874   |                    |  |  |  |  |  |  |  |  |  |  |  |  |  |
| 745-800       | 14     | 311    | 10     | 4      | 37     | 41     | 36     | 405    | 27     | 21      | 30      | 11      | 947   |                    |  |  |  |  |  |  |  |  |  |  |  |  |  |
| 800-815       | 16     | 298    | 7      | 4      | 34     | 39     | 43     | 417    | 40     | 31      | 32      | 11      | 972   |                    |  |  |  |  |  |  |  |  |  |  |  |  |  |
| 815-830       | 13     | 323    | 5      | 10     | 47     | 39     | 52     | 409    | 27     | 37      | 43      | 15      | 1020  |                    |  |  |  |  |  |  |  |  |  |  |  |  |  |
| 830-845       | 18     | 297    | 2      | 8      | 51     | 53     | 39     | 384    | 21     | 27      | 40      | 17      | 957   |                    |  |  |  |  |  |  |  |  |  |  |  |  |  |
| 845-900       | 18     | 273    | 6      | 13     | 50     | 50     | 60     | 467    | 37     | 33      | 35      | 15      | 1057  |                    |  |  |  |  |  |  |  |  |  |  |  |  |  |
| HOUR TOTALS   |        |        |        |        |        |        |        |        |        |         |         |         |       |                    |  |  |  |  |  |  |  |  |  |  |  |  |  |
| TIME          | 1 SBRT | 2 SBTH | 3 SBLT | 4 WBRT | 5 WBTH | 6 WBLT | 7 NBRT | 8 NBTH | 9 NBLT | 10 EBRT | 11 EBTH | 12 EBLT | TOTAL |                    |  |  |  |  |  |  |  |  |  |  |  |  |  |
| 700-800       | 24     | 1146   | 18     | 20     | 104    | 128    | 107    | 1445   | 74     | 68      | 74      | 28      | 3236  |                    |  |  |  |  |  |  |  |  |  |  |  |  |  |
| 715-815       | 38     | 1177   | 24     | 20     | 131    | 150    | 130    | 1557   | 98     | 87      | 100     | 34      | 3546  |                    |  |  |  |  |  |  |  |  |  |  |  |  |  |
| 730-830       | 47     | 1217   | 26     | 26     | 155    | 161    | 167    | 1624   | 108    | 107     | 133     | 42      | 3813  |                    |  |  |  |  |  |  |  |  |  |  |  |  |  |
| 745-845       | 61     | 1229   | 24     | 26     | 169    | 172    | 170    | 1615   | 115    | 116     | 145     | 54      | 3896  |                    |  |  |  |  |  |  |  |  |  |  |  |  |  |
| 800-900       | 65     | 1191   | 20     | 35     | 182    | 181    | 194    | 1677   | 125    | 128     | 150     | 58      | 4006  |                    |  |  |  |  |  |  |  |  |  |  |  |  |  |



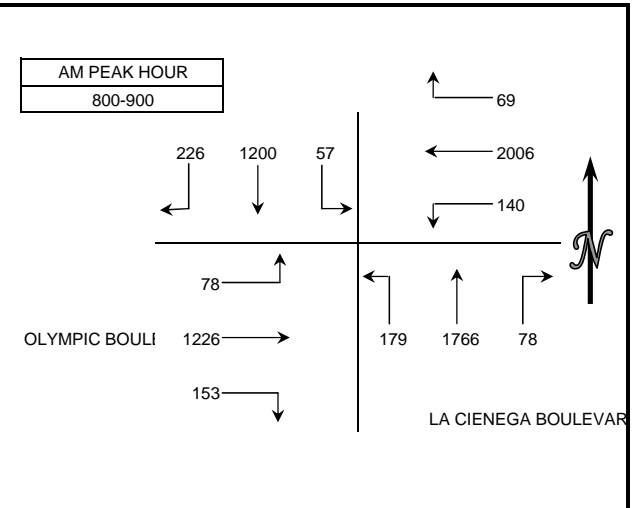
| 15 MIN COUNTS |        |        |        |        |        |        |        |        |        |         |         |         |       | 4:00 PM TO 6:00 PM |  |  |  |  |  |  |  |  |  |  |  |  |  |
|---------------|--------|--------|--------|--------|--------|--------|--------|--------|--------|---------|---------|---------|-------|--------------------|--|--|--|--|--|--|--|--|--|--|--|--|--|
| PERIOD        | 1 SBRT | 2 SBTH | 3 SBLT | 4 WBRT | 5 WBTH | 6 WBLT | 7 NBRT | 8 NBTH | 9 NBLT | 10 EBRT | 11 EBTH | 12 EBLT | TOTAL |                    |  |  |  |  |  |  |  |  |  |  |  |  |  |
| 400-415       | 28     | 349    | 9      | 10     | 38     | 32     | 35     | 333    | 13     | 34      | 60      | 21      | 962   |                    |  |  |  |  |  |  |  |  |  |  |  |  |  |
| 415-430       | 26     | 378    | 7      | 3      | 34     | 20     | 27     | 351    | 8      | 37      | 53      | 20      | 964   |                    |  |  |  |  |  |  |  |  |  |  |  |  |  |
| 430-445       | 22     | 379    | 9      | 11     | 39     | 20     | 21     | 321    | 15     | 42      | 39      | 21      | 939   |                    |  |  |  |  |  |  |  |  |  |  |  |  |  |
| 445-500       | 21     | 356    | 5      | 8      | 33     | 28     | 39     | 340    | 16     | 46      | 56      | 9       | 957   |                    |  |  |  |  |  |  |  |  |  |  |  |  |  |
| 500-515       | 21     | 341    | 4      | 5      | 25     | 30     | 35     | 406    | 11     | 64      | 58      | 14      | 1014  |                    |  |  |  |  |  |  |  |  |  |  |  |  |  |
| 515-530       | 16     | 326    | 2      | 5      | 25     | 26     | 18     | 357    | 8      | 38      | 75      | 12      | 908   |                    |  |  |  |  |  |  |  |  |  |  |  |  |  |
| 530-545       | 11     | 395    | 7      | 7      | 29     | 28     | 28     | 345    | 19     | 51      | 75      | 12      | 1007  |                    |  |  |  |  |  |  |  |  |  |  |  |  |  |
| 545-600       | 12     | 416    | 14     | 2      | 27     | 32     | 35     | 364    | 19     | 50      | 61      | 18      | 1050  |                    |  |  |  |  |  |  |  |  |  |  |  |  |  |
| HOUR TOTALS   |        |        |        |        |        |        |        |        |        |         |         |         |       |                    |  |  |  |  |  |  |  |  |  |  |  |  |  |
| TIME          | 1 SBRT | 2 SBTH | 3 SBLT | 4 WBRT | 5 WBTH | 6 WBLT | 7 NBRT | 8 NBTH | 9 NBLT | 10 EBRT | 11 EBTH | 12 EBLT | TOTAL |                    |  |  |  |  |  |  |  |  |  |  |  |  |  |
| 400-500       | 97     | 1462   | 30     | 32     | 144    | 100    | 122    | 1345   | 52     | 159     | 208     | 71      | 3822  |                    |  |  |  |  |  |  |  |  |  |  |  |  |  |
| 415-515       | 90     | 1454   | 25     | 27     | 131    | 98     | 122    | 1418   | 50     | 189     | 206     | 64      | 3874  |                    |  |  |  |  |  |  |  |  |  |  |  |  |  |
| 430-530       | 80     | 1402   | 20     | 29     | 122    | 104    | 113    | 1424   | 50     | 190     | 228     | 56      | 3818  |                    |  |  |  |  |  |  |  |  |  |  |  |  |  |
| 445-545       | 69     | 1418   | 18     | 25     | 112    | 112    | 120    | 1448   | 54     | 199     | 264     | 47      | 3886  |                    |  |  |  |  |  |  |  |  |  |  |  |  |  |
| 500-600       | 60     | 1478   | 27     | 19     | 106    | 116    | 116    | 1472   | 57     | 203     | 269     | 56      | 3979  |                    |  |  |  |  |  |  |  |  |  |  |  |  |  |



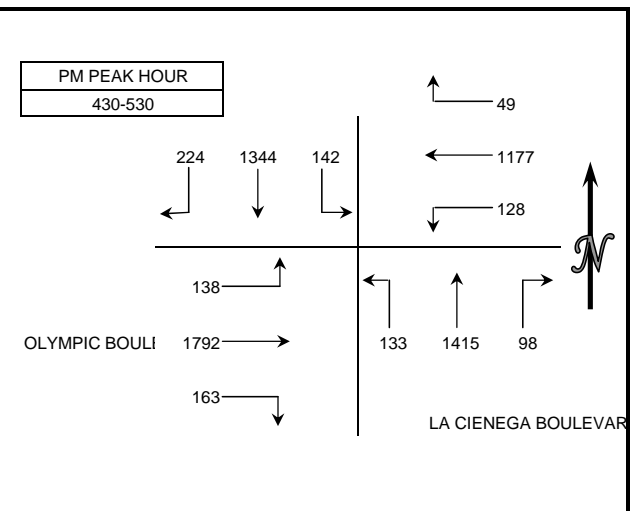
## INTERSECTION TURNING MOVEMENT COUNT SUMMARY

CLIENT: FEHR AND PEERS  
 PROJECT: WESTSIDE EXTENSION TRANSIT CORRIDOR COUNT PROGRAM  
 DATE: WEDNESDAY MAY 13, 2009  
 PERIODS: 7:00 AM TO 9:00 AM AND 4:00 PM TO 6:00 PM  
 INTERSECTION: N/S LA CIENEGA BOULEVARD  
 E/W OLYMPIC BOULEVARD  
 CITY: LOS ANGELES

| 15 MIN COUNTS |           |           |           |           |           |           |           |           |           |            |            |            |       | 7:00 AM TO 9:00 AM |  |  |  |  |  |  |  |  |  |  |  |  |  |
|---------------|-----------|-----------|-----------|-----------|-----------|-----------|-----------|-----------|-----------|------------|------------|------------|-------|--------------------|--|--|--|--|--|--|--|--|--|--|--|--|--|
| PERIOD        | 1<br>SBRT | 2<br>SBTH | 3<br>SBLT | 4<br>WBRT | 5<br>WBTH | 6<br>WBLT | 7<br>NBRT | 8<br>NBTH | 9<br>NBLT | 10<br>EBRT | 11<br>EBTH | 12<br>EBLT | TOTAL |                    |  |  |  |  |  |  |  |  |  |  |  |  |  |
| 700-715       | 33        | 227       | 9         | 5         | 335       | 29        | 8         | 319       | 53        | 19         | 119        | 14         | 1170  |                    |  |  |  |  |  |  |  |  |  |  |  |  |  |
| 715-730       | 44        | 260       | 4         | 11        | 460       | 40        | 16        | 336       | 29        | 35         | 159        | 14         | 1408  |                    |  |  |  |  |  |  |  |  |  |  |  |  |  |
| 730-745       | 39        | 275       | 10        | 9         | 519       | 36        | 16        | 407       | 68        | 56         | 181        | 17         | 1633  |                    |  |  |  |  |  |  |  |  |  |  |  |  |  |
| 745-800       | 43        | 275       | 12        | 17        | 479       | 50        | 22        | 454       | 45        | 75         | 257        | 13         | 1742  |                    |  |  |  |  |  |  |  |  |  |  |  |  |  |
| 800-815       | 63        | 292       | 16        | 19        | 498       | 35        | 21        | 456       | 39        | 47         | 294        | 20         | 1800  |                    |  |  |  |  |  |  |  |  |  |  |  |  |  |
| 815-830       | 56        | 310       | 14        | 17        | 511       | 37        | 25        | 460       | 47        | 31         | 329        | 17         | 1854  |                    |  |  |  |  |  |  |  |  |  |  |  |  |  |
| 830-845       | 56        | 281       | 14        | 13        | 497       | 35        | 12        | 421       | 52        | 20         | 297        | 21         | 1719  |                    |  |  |  |  |  |  |  |  |  |  |  |  |  |
| 845-900       | 51        | 317       | 13        | 20        | 500       | 33        | 20        | 429       | 41        | 55         | 306        | 20         | 1805  |                    |  |  |  |  |  |  |  |  |  |  |  |  |  |
| HOURLY TOTALS |           |           |           |           |           |           |           |           |           |            |            |            |       |                    |  |  |  |  |  |  |  |  |  |  |  |  |  |
| TIME          | 1<br>SBRT | 2<br>SBTH | 3<br>SBLT | 4<br>WBRT | 5<br>WBTH | 6<br>WBLT | 7<br>NBRT | 8<br>NBTH | 9<br>NBLT | 10<br>EBRT | 11<br>EBTH | 12<br>EBLT | TOTAL |                    |  |  |  |  |  |  |  |  |  |  |  |  |  |
| 700-800       | 159       | 1037      | 35        | 42        | 1793      | 155       | 62        | 1516      | 195       | 185        | 716        | 58         | 5953  |                    |  |  |  |  |  |  |  |  |  |  |  |  |  |
| 715-815       | 189       | 1102      | 42        | 56        | 1956      | 161       | 75        | 1653      | 181       | 213        | 891        | 64         | 6583  |                    |  |  |  |  |  |  |  |  |  |  |  |  |  |
| 730-830       | 201       | 1152      | 52        | 62        | 2007      | 158       | 84        | 1777      | 199       | 209        | 1061       | 67         | 7029  |                    |  |  |  |  |  |  |  |  |  |  |  |  |  |
| 745-845       | 218       | 1158      | 56        | 66        | 1985      | 157       | 80        | 1791      | 183       | 173        | 1177       | 71         | 7115  |                    |  |  |  |  |  |  |  |  |  |  |  |  |  |
| 800-900       | 226       | 1200      | 57        | 69        | 2006      | 140       | 78        | 1766      | 179       | 153        | 1226       | 78         | 7178  |                    |  |  |  |  |  |  |  |  |  |  |  |  |  |



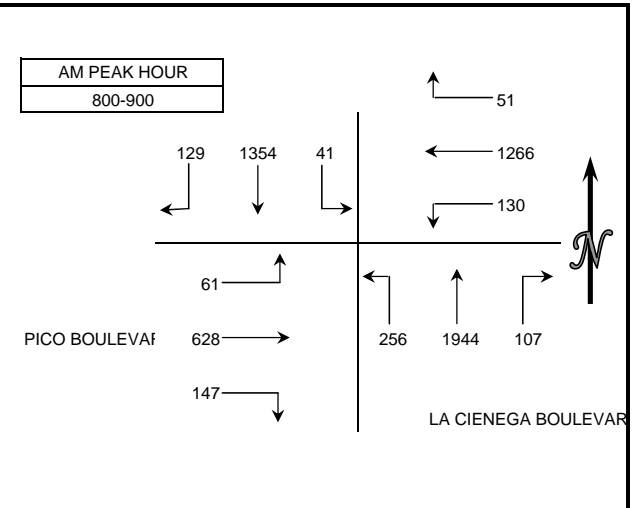
| 15 MIN COUNTS |           |           |           |           |           |           |           |           |           |            |            |            |       | 4:00 PM TO 6:00 PM |  |  |  |  |  |  |  |  |  |  |  |  |  |
|---------------|-----------|-----------|-----------|-----------|-----------|-----------|-----------|-----------|-----------|------------|------------|------------|-------|--------------------|--|--|--|--|--|--|--|--|--|--|--|--|--|
| PERIOD        | 1<br>SBRT | 2<br>SBTH | 3<br>SBLT | 4<br>WBRT | 5<br>WBTH | 6<br>WBLT | 7<br>NBRT | 8<br>NBTH | 9<br>NBLT | 10<br>EBRT | 11<br>EBTH | 12<br>EBLT | TOTAL |                    |  |  |  |  |  |  |  |  |  |  |  |  |  |
| 400-415       | 96        | 359       | 32        | 15        | 248       | 20        | 31        | 342       | 41        | 37         | 429        | 36         | 1686  |                    |  |  |  |  |  |  |  |  |  |  |  |  |  |
| 415-430       | 66        | 358       | 33        | 12        | 261       | 26        | 28        | 309       | 38        | 37         | 411        | 29         | 1608  |                    |  |  |  |  |  |  |  |  |  |  |  |  |  |
| 430-445       | 46        | 339       | 32        | 11        | 275       | 35        | 20        | 320       | 43        | 39         | 465        | 31         | 1656  |                    |  |  |  |  |  |  |  |  |  |  |  |  |  |
| 445-500       | 59        | 329       | 23        | 14        | 288       | 31        | 21        | 366       | 27        | 39         | 438        | 38         | 1673  |                    |  |  |  |  |  |  |  |  |  |  |  |  |  |
| 500-515       | 58        | 310       | 36        | 13        | 295       | 26        | 26        | 345       | 28        | 51         | 425        | 36         | 1649  |                    |  |  |  |  |  |  |  |  |  |  |  |  |  |
| 515-530       | 61        | 366       | 51        | 11        | 319       | 36        | 31        | 384       | 35        | 34         | 464        | 33         | 1825  |                    |  |  |  |  |  |  |  |  |  |  |  |  |  |
| 530-545       | 49        | 338       | 32        | 9         | 253       | 25        | 30        | 320       | 33        | 37         | 423        | 35         | 1584  |                    |  |  |  |  |  |  |  |  |  |  |  |  |  |
| 545-600       | 52        | 341       | 42        | 19        | 332       | 25        | 17        | 371       | 43        | 29         | 391        | 29         | 1691  |                    |  |  |  |  |  |  |  |  |  |  |  |  |  |
| HOURLY TOTALS |           |           |           |           |           |           |           |           |           |            |            |            |       |                    |  |  |  |  |  |  |  |  |  |  |  |  |  |
| TIME          | 1<br>SBRT | 2<br>SBTH | 3<br>SBLT | 4<br>WBRT | 5<br>WBTH | 6<br>WBLT | 7<br>NBRT | 8<br>NBTH | 9<br>NBLT | 10<br>EBRT | 11<br>EBTH | 12<br>EBLT | TOTAL |                    |  |  |  |  |  |  |  |  |  |  |  |  |  |
| 400-500       | 267       | 1385      | 120       | 52        | 1072      | 112       | 100       | 1337      | 149       | 152        | 1743       | 134        | 6623  |                    |  |  |  |  |  |  |  |  |  |  |  |  |  |
| 415-515       | 229       | 1336      | 124       | 50        | 1119      | 118       | 95        | 1340      | 136       | 166        | 1739       | 134        | 6586  |                    |  |  |  |  |  |  |  |  |  |  |  |  |  |
| 430-530       | 224       | 1344      | 142       | 49        | 1177      | 128       | 98        | 1415      | 133       | 163        | 1792       | 138        | 6803  |                    |  |  |  |  |  |  |  |  |  |  |  |  |  |
| 445-545       | 227       | 1343      | 142       | 47        | 1155      | 118       | 108       | 1415      | 123       | 161        | 1750       | 142        | 6731  |                    |  |  |  |  |  |  |  |  |  |  |  |  |  |
| 500-600       | 220       | 1355      | 161       | 52        | 1199      | 112       | 104       | 1420      | 139       | 151        | 1703       | 133        | 6749  |                    |  |  |  |  |  |  |  |  |  |  |  |  |  |



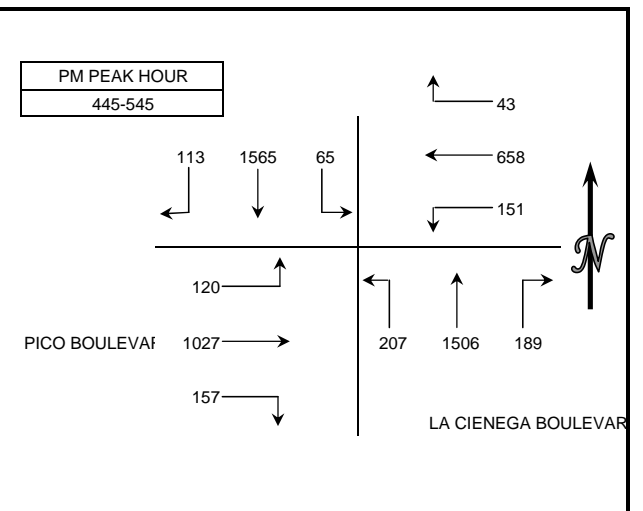
## INTERSECTION TURNING MOVEMENT COUNT SUMMARY

CLIENT: FEHR AND PEERS  
 PROJECT: WESTSIDE EXTENSION TRANSIT CORRIDOR COUNT PROGRAM  
 DATE: WEDNESDAY MAY 13, 2009  
 PERIODS: 7:00 AM TO 9:00 AM AND 4:00 PM TO 6:00 PM  
 INTERSECTION: N/S LA CIENEGA BOULEVARD  
 E/W PICO BOULEVARD  
 CITY: LOS ANGELES

| 15 MIN COUNTS      |           |           |           |           |           |           |           |           |           |            |            |            |       |
|--------------------|-----------|-----------|-----------|-----------|-----------|-----------|-----------|-----------|-----------|------------|------------|------------|-------|
| 7:00 AM TO 9:00 AM |           |           |           |           |           |           |           |           |           |            |            |            |       |
| PERIOD             | 1<br>SBRT | 2<br>SBTH | 3<br>SBLT | 4<br>WBRT | 5<br>WBTH | 6<br>WBLT | 7<br>NBRT | 8<br>NBTH | 9<br>NBLT | 10<br>EBRT | 11<br>EBTH | 12<br>EBLT | TOTAL |
| 700-715            | 20        | 280       | 6         | 4         | 263       | 25        | 17        | 302       | 66        | 28         | 62         | 7          | 1080  |
| 715-730            | 20        | 317       | 8         | 9         | 321       | 30        | 18        | 445       | 51        | 36         | 98         | 14         | 1367  |
| 730-745            | 29        | 292       | 10        | 15        | 351       | 25        | 27        | 474       | 89        | 52         | 114        | 19         | 1497  |
| 745-800            | 37        | 310       | 5         | 15        | 332       | 28        | 9         | 497       | 51        | 30         | 147        | 6          | 1467  |
| 800-815            | 38        | 334       | 12        | 7         | 314       | 29        | 30        | 456       | 79        | 33         | 170        | 17         | 1519  |
| 815-830            | 28        | 359       | 8         | 18        | 332       | 35        | 28        | 502       | 51        | 46         | 162        | 11         | 1580  |
| 830-845            | 27        | 330       | 10        | 11        | 309       | 39        | 17        | 518       | 67        | 28         | 147        | 15         | 1518  |
| 845-900            | 36        | 331       | 11        | 15        | 311       | 27        | 32        | 468       | 59        | 40         | 149        | 18         | 1497  |
| HOOR TOTALS        |           |           |           |           |           |           |           |           |           |            |            |            |       |
| TIME               | 1<br>SBRT | 2<br>SBTH | 3<br>SBLT | 4<br>WBRT | 5<br>WBTH | 6<br>WBLT | 7<br>NBRT | 8<br>NBTH | 9<br>NBLT | 10<br>EBRT | 11<br>EBTH | 12<br>EBLT | TOTAL |
| 700-800            | 106       | 1199      | 29        | 43        | 1267      | 108       | 71        | 1718      | 257       | 146        | 421        | 46         | 5411  |
| 715-815            | 124       | 1253      | 35        | 46        | 1318      | 112       | 84        | 1872      | 270       | 151        | 529        | 56         | 5850  |
| 730-830            | 132       | 1295      | 35        | 55        | 1329      | 117       | 94        | 1929      | 270       | 161        | 593        | 53         | 6063  |
| 745-845            | 130       | 1333      | 35        | 51        | 1287      | 131       | 84        | 1973      | 248       | 137        | 626        | 49         | 6084  |
| 800-900            | 129       | 1354      | 41        | 51        | 1266      | 130       | 107       | 1944      | 256       | 147        | 628        | 61         | 6114  |



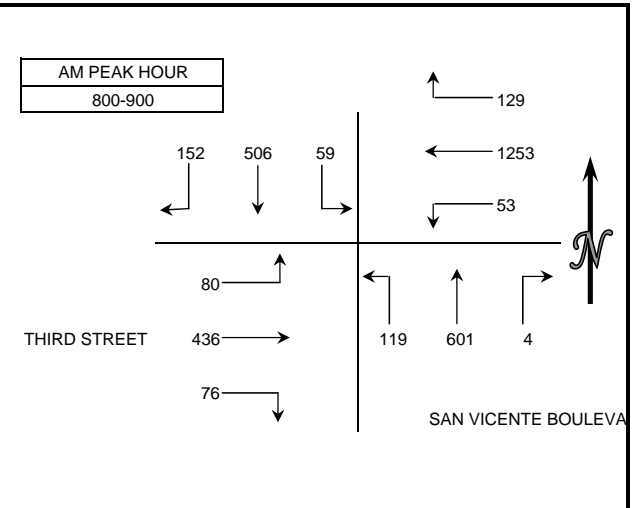
| 15 MIN COUNTS      |           |           |           |           |           |           |           |           |           |            |            |            |       |
|--------------------|-----------|-----------|-----------|-----------|-----------|-----------|-----------|-----------|-----------|------------|------------|------------|-------|
| 4:00 PM TO 6:00 PM |           |           |           |           |           |           |           |           |           |            |            |            |       |
| PERIOD             | 1<br>SBRT | 2<br>SBTH | 3<br>SBLT | 4<br>WBRT | 5<br>WBTH | 6<br>WBLT | 7<br>NBRT | 8<br>NBTH | 9<br>NBLT | 10<br>EBRT | 11<br>EBTH | 12<br>EBLT | TOTAL |
| 400-415            | 32        | 380       | 22        | 13        | 174       | 36        | 44        | 363       | 58        | 45         | 279        | 26         | 1472  |
| 415-430            | 27        | 384       | 5         | 5         | 160       | 44        | 42        | 342       | 46        | 38         | 229        | 25         | 1347  |
| 430-445            | 30        | 378       | 12        | 12        | 158       | 37        | 30        | 352       | 35        | 30         | 222        | 29         | 1325  |
| 445-500            | 19        | 358       | 14        | 7         | 152       | 35        | 44        | 398       | 51        | 52         | 276        | 26         | 1432  |
| 500-515            | 32        | 396       | 14        | 14        | 166       | 34        | 44        | 319       | 38        | 34         | 236        | 28         | 1355  |
| 515-530            | 28        | 427       | 20        | 9         | 160       | 45        | 49        | 379       | 48        | 37         | 229        | 30         | 1461  |
| 530-545            | 34        | 384       | 17        | 13        | 180       | 37        | 52        | 410       | 70        | 34         | 286        | 36         | 1553  |
| 545-600            | 34        | 375       | 14        | 8         | 142       | 31        | 28        | 369       | 45        | 26         | 212        | 24         | 1308  |
| HOOR TOTALS        |           |           |           |           |           |           |           |           |           |            |            |            |       |
| TIME               | 1<br>SBRT | 2<br>SBTH | 3<br>SBLT | 4<br>WBRT | 5<br>WBTH | 6<br>WBLT | 7<br>NBRT | 8<br>NBTH | 9<br>NBLT | 10<br>EBRT | 11<br>EBTH | 12<br>EBLT | TOTAL |
| 400-500            | 108       | 1500      | 53        | 37        | 644       | 152       | 160       | 1455      | 190       | 165        | 1006       | 106        | 5576  |
| 415-515            | 108       | 1516      | 45        | 38        | 636       | 150       | 160       | 1411      | 170       | 154        | 963        | 108        | 5459  |
| 430-530            | 109       | 1559      | 60        | 42        | 636       | 151       | 167       | 1448      | 172       | 153        | 963        | 113        | 5573  |
| 445-545            | 113       | 1565      | 65        | 43        | 658       | 151       | 189       | 1506      | 207       | 157        | 1027       | 120        | 5801  |
| 500-600            | 128       | 1582      | 65        | 44        | 648       | 147       | 173       | 1477      | 201       | 131        | 963        | 118        | 5677  |



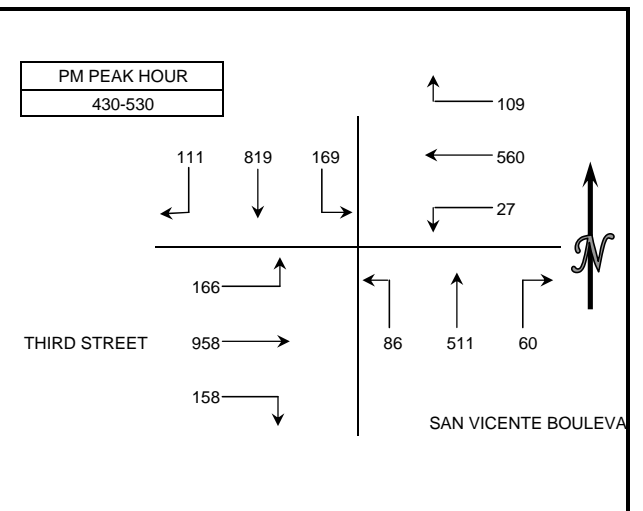
## INTERSECTION TURNING MOVEMENT COUNT SUMMARY

CLIENT: FEHR AND PEERS  
 PROJECT: WESTSIDE EXTENSION TRANSIT CORRIDOR COUNT PROGRAM  
 DATE: THURSDAY MAY 21, 2009  
 PERIODS: 7:00 AM TO 9:00 AM AND 4:00 PM TO 6:00 PM  
 INTERSECTION: N/S SAN VICENTE BOULEVARD  
 E/W THIRD STREET  
 CITY: LOS ANGELES

| 15 MIN COUNTS |           |           |           |           |           |           |           |           |           |            |            |            |       | 7:00 AM TO 9:00 AM |  |  |  |  |  |  |  |  |  |  |  |  |  |
|---------------|-----------|-----------|-----------|-----------|-----------|-----------|-----------|-----------|-----------|------------|------------|------------|-------|--------------------|--|--|--|--|--|--|--|--|--|--|--|--|--|
| PERIOD        | 1<br>SBRT | 2<br>SBTH | 3<br>SBLT | 4<br>WBRT | 5<br>WBTH | 6<br>WBLT | 7<br>NBRT | 8<br>NBTH | 9<br>NBLT | 10<br>EBRT | 11<br>EBTH | 12<br>EBLT | TOTAL |                    |  |  |  |  |  |  |  |  |  |  |  |  |  |
| 700-715       | 7         | 47        | 13        | 19        | 214       | 8         | 1         | 78        | 34        | 16         | 58         | 4          | 499   |                    |  |  |  |  |  |  |  |  |  |  |  |  |  |
| 715-730       | 12        | 62        | 12        | 16        | 251       | 6         | 0         | 100       | 51        | 19         | 56         | 6          | 591   |                    |  |  |  |  |  |  |  |  |  |  |  |  |  |
| 730-745       | 23        | 90        | 11        | 21        | 285       | 12        | 3         | 105       | 36        | 30         | 78         | 8          | 702   |                    |  |  |  |  |  |  |  |  |  |  |  |  |  |
| 745-800       | 27        | 102       | 17        | 22        | 272       | 16        | 2         | 91        | 31        | 19         | 96         | 11         | 706   |                    |  |  |  |  |  |  |  |  |  |  |  |  |  |
| 800-815       | 27        | 113       | 12        | 27        | 300       | 9         | 1         | 122       | 25        | 23         | 117        | 20         | 796   |                    |  |  |  |  |  |  |  |  |  |  |  |  |  |
| 815-830       | 37        | 105       | 17        | 32        | 299       | 14        | 0         | 146       | 30        | 25         | 100        | 18         | 823   |                    |  |  |  |  |  |  |  |  |  |  |  |  |  |
| 830-845       | 42        | 154       | 20        | 30        | 357       | 16        | 2         | 166       | 36        | 13         | 114        | 27         | 977   |                    |  |  |  |  |  |  |  |  |  |  |  |  |  |
| 845-900       | 46        | 134       | 10        | 40        | 297       | 14        | 1         | 167       | 28        | 15         | 105        | 15         | 872   |                    |  |  |  |  |  |  |  |  |  |  |  |  |  |
| HOUR TOTALS   |           |           |           |           |           |           |           |           |           |            |            |            |       |                    |  |  |  |  |  |  |  |  |  |  |  |  |  |
| TIME          | 1<br>SBRT | 2<br>SBTH | 3<br>SBLT | 4<br>WBRT | 5<br>WBTH | 6<br>WBLT | 7<br>NBRT | 8<br>NBTH | 9<br>NBLT | 10<br>EBRT | 11<br>EBTH | 12<br>EBLT | TOTAL |                    |  |  |  |  |  |  |  |  |  |  |  |  |  |
| 700-800       | 69        | 301       | 53        | 78        | 1022      | 42        | 6         | 374       | 152       | 84         | 288        | 29         | 2498  |                    |  |  |  |  |  |  |  |  |  |  |  |  |  |
| 715-815       | 89        | 367       | 52        | 86        | 1108      | 43        | 6         | 418       | 143       | 91         | 347        | 45         | 2795  |                    |  |  |  |  |  |  |  |  |  |  |  |  |  |
| 730-830       | 114       | 410       | 57        | 102       | 1156      | 51        | 6         | 464       | 122       | 97         | 391        | 57         | 3027  |                    |  |  |  |  |  |  |  |  |  |  |  |  |  |
| 745-845       | 133       | 474       | 66        | 111       | 1228      | 55        | 5         | 525       | 122       | 80         | 427        | 76         | 3302  |                    |  |  |  |  |  |  |  |  |  |  |  |  |  |
| 800-900       | 152       | 506       | 59        | 129       | 1253      | 53        | 4         | 601       | 119       | 76         | 436        | 80         | 3468  |                    |  |  |  |  |  |  |  |  |  |  |  |  |  |



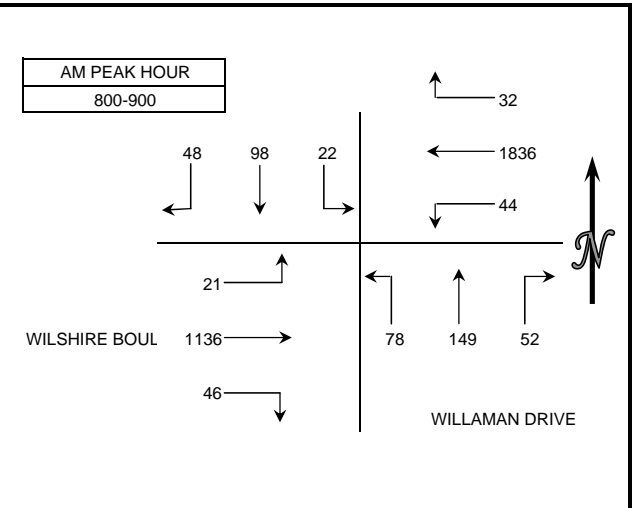
| 15 MIN COUNTS |           |           |           |           |           |           |           |           |           |            |            |            |       | 4:00 PM TO 6:00 PM |  |  |  |  |  |  |  |  |  |  |  |  |  |
|---------------|-----------|-----------|-----------|-----------|-----------|-----------|-----------|-----------|-----------|------------|------------|------------|-------|--------------------|--|--|--|--|--|--|--|--|--|--|--|--|--|
| PERIOD        | 1<br>SBRT | 2<br>SBTH | 3<br>SBLT | 4<br>WBRT | 5<br>WBTH | 6<br>WBLT | 7<br>NBRT | 8<br>NBTH | 9<br>NBLT | 10<br>EBRT | 11<br>EBTH | 12<br>EBLT | TOTAL |                    |  |  |  |  |  |  |  |  |  |  |  |  |  |
| 400-415       | 27        | 213       | 47        | 36        | 182       | 3         | 16        | 90        | 18        | 28         | 205        | 36         | 901   |                    |  |  |  |  |  |  |  |  |  |  |  |  |  |
| 415-430       | 38        | 182       | 38        | 32        | 142       | 10        | 4         | 107       | 16        | 32         | 199        | 24         | 824   |                    |  |  |  |  |  |  |  |  |  |  |  |  |  |
| 430-445       | 38        | 221       | 41        | 28        | 156       | 11        | 15        | 103       | 23        | 24         | 220        | 36         | 916   |                    |  |  |  |  |  |  |  |  |  |  |  |  |  |
| 445-500       | 28        | 215       | 41        | 24        | 131       | 6         | 8         | 129       | 22        | 49         | 235        | 43         | 931   |                    |  |  |  |  |  |  |  |  |  |  |  |  |  |
| 500-515       | 23        | 196       | 53        | 33        | 127       | 4         | 19        | 145       | 20        | 38         | 249        | 53         | 960   |                    |  |  |  |  |  |  |  |  |  |  |  |  |  |
| 515-530       | 22        | 187       | 34        | 24        | 146       | 6         | 18        | 134       | 21        | 47         | 254        | 34         | 927   |                    |  |  |  |  |  |  |  |  |  |  |  |  |  |
| 530-545       | 33        | 171       | 41        | 35        | 147       | 10        | 13        | 121       | 17        | 53         | 232        | 35         | 908   |                    |  |  |  |  |  |  |  |  |  |  |  |  |  |
| 545-600       | 34        | 154       | 32        | 36        | 136       | 10        | 5         | 137       | 20        | 27         | 254        | 47         | 892   |                    |  |  |  |  |  |  |  |  |  |  |  |  |  |
| HOUR TOTALS   |           |           |           |           |           |           |           |           |           |            |            |            |       |                    |  |  |  |  |  |  |  |  |  |  |  |  |  |
| TIME          | 1<br>SBRT | 2<br>SBTH | 3<br>SBLT | 4<br>WBRT | 5<br>WBTH | 6<br>WBLT | 7<br>NBRT | 8<br>NBTH | 9<br>NBLT | 10<br>EBRT | 11<br>EBTH | 12<br>EBLT | TOTAL |                    |  |  |  |  |  |  |  |  |  |  |  |  |  |
| 400-500       | 131       | 831       | 167       | 120       | 611       | 30        | 43        | 429       | 79        | 133        | 859        | 139        | 3572  |                    |  |  |  |  |  |  |  |  |  |  |  |  |  |
| 415-515       | 127       | 814       | 173       | 117       | 556       | 31        | 46        | 484       | 81        | 143        | 903        | 156        | 3631  |                    |  |  |  |  |  |  |  |  |  |  |  |  |  |
| 430-530       | 111       | 819       | 169       | 109       | 560       | 27        | 60        | 511       | 86        | 158        | 958        | 166        | 3734  |                    |  |  |  |  |  |  |  |  |  |  |  |  |  |
| 445-545       | 106       | 769       | 169       | 116       | 551       | 26        | 58        | 529       | 80        | 187        | 970        | 165        | 3726  |                    |  |  |  |  |  |  |  |  |  |  |  |  |  |
| 500-600       | 112       | 708       | 160       | 128       | 556       | 30        | 55        | 537       | 78        | 165        | 989        | 169        | 3687  |                    |  |  |  |  |  |  |  |  |  |  |  |  |  |



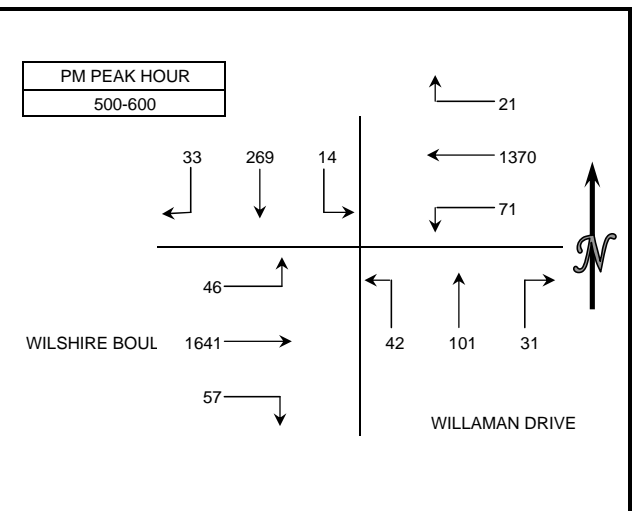
## INTERSECTION TURNING MOVEMENT COUNT SUMMARY

CLIENT: FEHR AND PEERS  
 PROJECT: WESTSIDE EXTENSION TRANSIT CORRIDOR COUNT PROGRAM  
 DATE: TUESDAY MAY 19, 2009  
 PERIODS: 7:00 AM TO 9:00 AM AND 4:00 PM TO 6:00 PM  
 INTERSECTION: N/S WILLAMAN DRIVE  
 E/W WILSHIRE BOULEVARD  
 CITY: LOS ANGELES

| 15 MIN COUNTS |           |           |           |           |           |           |           |           |           |            |            |            | 7:00 AM TO 9:00 AM |
|---------------|-----------|-----------|-----------|-----------|-----------|-----------|-----------|-----------|-----------|------------|------------|------------|--------------------|
| PERIOD        | 1<br>SBRT | 2<br>SBTH | 3<br>SBLT | 4<br>WBRT | 5<br>WBTH | 6<br>WBLT | 7<br>NBRT | 8<br>NBTH | 9<br>NBLT | 10<br>EBRT | 11<br>EBTH | 12<br>EBLT | TOTAL              |
| 700-715       | 5         | 16        | 1         | 5         | 312       | 6         | 4         | 9         | 6         | 4          | 142        | 0          | 510                |
| 715-730       | 3         | 19        | 5         | 6         | 382       | 8         | 9         | 17        | 12        | 8          | 175        | 4          | 648                |
| 730-745       | 17        | 26        | 3         | 3         | 418       | 6         | 5         | 22        | 18        | 10         | 203        | 3          | 734                |
| 745-800       | 14        | 24        | 0         | 3         | 398       | 9         | 16        | 36        | 20        | 6          | 268        | 11         | 805                |
| 800-815       | 12        | 18        | 8         | 8         | 432       | 7         | 12        | 32        | 17        | 10         | 281        | 5          | 842                |
| 815-830       | 9         | 26        | 2         | 4         | 475       | 12        | 11        | 43        | 26        | 17         | 278        | 5          | 908                |
| 830-845       | 15        | 28        | 9         | 12        | 485       | 14        | 17        | 37        | 15        | 11         | 276        | 6          | 925                |
| 845-900       | 12        | 26        | 3         | 8         | 444       | 11        | 12        | 37        | 20        | 8          | 301        | 5          | 887                |
| HOOR TOTALS   |           |           |           |           |           |           |           |           |           |            |            |            |                    |
| TIME          | 1<br>SBRT | 2<br>SBTH | 3<br>SBLT | 4<br>WBRT | 5<br>WBTH | 6<br>WBLT | 7<br>NBRT | 8<br>NBTH | 9<br>NBLT | 10<br>EBRT | 11<br>EBTH | 12<br>EBLT | TOTAL              |
| 700-800       | 39        | 85        | 9         | 17        | 1510      | 29        | 34        | 84        | 56        | 28         | 788        | 18         | 2697               |
| 715-815       | 46        | 87        | 16        | 20        | 1630      | 30        | 42        | 107       | 67        | 34         | 927        | 23         | 3029               |
| 730-830       | 52        | 94        | 13        | 18        | 1723      | 34        | 44        | 133       | 81        | 43         | 1030       | 24         | 3289               |
| 745-845       | 50        | 96        | 19        | 27        | 1790      | 42        | 56        | 148       | 78        | 44         | 1103       | 27         | 3480               |
| 800-900       | 48        | 98        | 22        | 32        | 1836      | 44        | 52        | 149       | 78        | 46         | 1136       | 21         | 3562               |



| 15 MIN COUNTS |           |           |           |           |           |           |           |           |           |            |            |            | 4:00 PM TO 6:00 PM |
|---------------|-----------|-----------|-----------|-----------|-----------|-----------|-----------|-----------|-----------|------------|------------|------------|--------------------|
| PERIOD        | 1<br>SBRT | 2<br>SBTH | 3<br>SBLT | 4<br>WBRT | 5<br>WBTH | 6<br>WBLT | 7<br>NBRT | 8<br>NBTH | 9<br>NBLT | 10<br>EBRT | 11<br>EBTH | 12<br>EBLT | TOTAL              |
| 400-415       | 9         | 52        | 8         | 13        | 329       | 18        | 14        | 26        | 12        | 10         | 404        | 6          | 901                |
| 415-430       | 9         | 48        | 4         | 9         | 296       | 15        | 13        | 32        | 10        | 6          | 382        | 10         | 834                |
| 430-445       | 10        | 51        | 3         | 10        | 344       | 11        | 4         | 23        | 11        | 14         | 388        | 9          | 878                |
| 445-500       | 7         | 70        | 2         | 6         | 321       | 25        | 8         | 21        | 8         | 23         | 386        | 7          | 884                |
| 500-515       | 11        | 67        | 5         | 5         | 347       | 20        | 10        | 17        | 6         | 14         | 400        | 9          | 911                |
| 515-530       | 5         | 87        | 6         | 5         | 342       | 15        | 7         | 28        | 8         | 15         | 377        | 10         | 905                |
| 530-545       | 12        | 70        | 2         | 6         | 363       | 19        | 5         | 30        | 11        | 14         | 445        | 15         | 992                |
| 545-600       | 5         | 45        | 1         | 5         | 318       | 17        | 9         | 26        | 17        | 14         | 419        | 12         | 888                |
| HOOR TOTALS   |           |           |           |           |           |           |           |           |           |            |            |            |                    |
| TIME          | 1<br>SBRT | 2<br>SBTH | 3<br>SBLT | 4<br>WBRT | 5<br>WBTH | 6<br>WBLT | 7<br>NBRT | 8<br>NBTH | 9<br>NBLT | 10<br>EBRT | 11<br>EBTH | 12<br>EBLT | TOTAL              |
| 400-500       | 35        | 221       | 17        | 38        | 1290      | 69        | 39        | 102       | 41        | 53         | 1560       | 32         | 3497               |
| 415-515       | 37        | 236       | 14        | 30        | 1308      | 71        | 35        | 93        | 35        | 57         | 1556       | 35         | 3507               |
| 430-530       | 33        | 275       | 16        | 26        | 1354      | 71        | 29        | 89        | 33        | 66         | 1551       | 35         | 3578               |
| 445-545       | 35        | 294       | 15        | 22        | 1373      | 79        | 30        | 96        | 33        | 66         | 1608       | 41         | 3692               |
| 500-600       | 33        | 269       | 14        | 21        | 1370      | 71        | 31        | 101       | 42        | 57         | 1641       | 46         | 3696               |

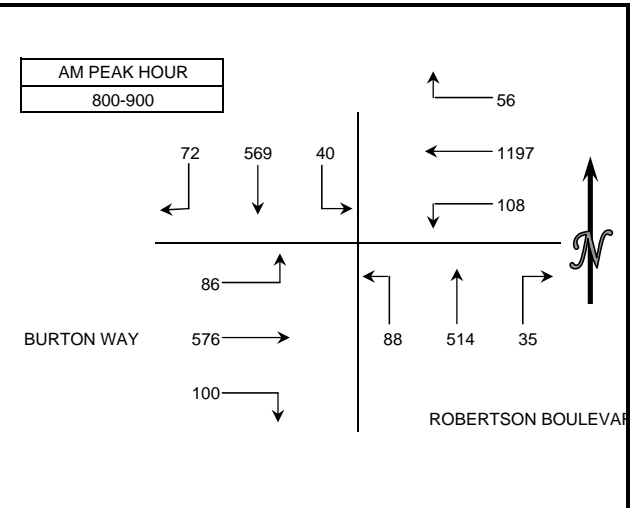




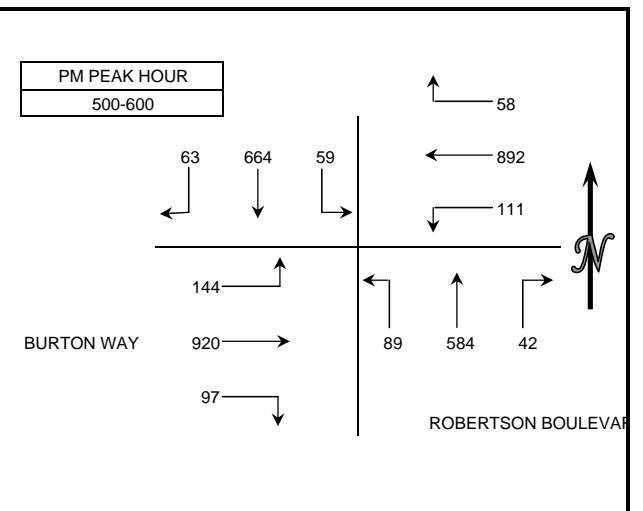
## INTERSECTION TURNING MOVEMENT COUNT SUMMARY

CLIENT: FEHR AND PEERS  
 PROJECT: WESTSIDE EXTENSION TRANSIT CORRIDOR COUNT PROGRAM  
 DATE: WEDNESDAY MAY 20, 2009  
 PERIODS: 7:00 AM TO 9:00 AM AND 4:00 PM TO 6:00 PM  
 INTERSECTION: N/S ROBERTSON BOULEVARD  
 E/W BURTON WAY  
 CITY: LOS ANGELES

| 15 MIN COUNTS |           |           |           |           |           |           |           |           |           |            |            |            |       | 7:00 AM TO 9:00 AM |  |  |  |  |  |  |  |  |  |  |  |  |  |
|---------------|-----------|-----------|-----------|-----------|-----------|-----------|-----------|-----------|-----------|------------|------------|------------|-------|--------------------|--|--|--|--|--|--|--|--|--|--|--|--|--|
| PERIOD        | 1<br>SBRT | 2<br>SBTH | 3<br>SBLT | 4<br>WBRT | 5<br>WBTH | 6<br>WBLT | 7<br>NBRT | 8<br>NBTH | 9<br>NBLT | 10<br>EBRT | 11<br>EBTH | 12<br>EBLT | TOTAL |                    |  |  |  |  |  |  |  |  |  |  |  |  |  |
| 700-715       | 22        | 72        | 9         | 9         | 138       | 7         | 3         | 91        | 12        | 7          | 51         | 21         | 442   |                    |  |  |  |  |  |  |  |  |  |  |  |  |  |
| 715-730       | 14        | 114       | 1         | 11        | 188       | 11        | 5         | 126       | 14        | 17         | 75         | 17         | 593   |                    |  |  |  |  |  |  |  |  |  |  |  |  |  |
| 730-745       | 16        | 136       | 9         | 14        | 244       | 26        | 4         | 111       | 15        | 9          | 97         | 11         | 692   |                    |  |  |  |  |  |  |  |  |  |  |  |  |  |
| 745-800       | 21        | 182       | 11        | 22        | 294       | 18        | 7         | 136       | 17        | 20         | 101        | 24         | 853   |                    |  |  |  |  |  |  |  |  |  |  |  |  |  |
| 800-815       | 23        | 136       | 6         | 18        | 251       | 17        | 12        | 114       | 19        | 25         | 135        | 29         | 785   |                    |  |  |  |  |  |  |  |  |  |  |  |  |  |
| 815-830       | 18        | 146       | 10        | 9         | 298       | 23        | 8         | 133       | 23        | 17         | 114        | 25         | 824   |                    |  |  |  |  |  |  |  |  |  |  |  |  |  |
| 830-845       | 15        | 154       | 13        | 13        | 313       | 28        | 8         | 138       | 29        | 28         | 148        | 23         | 910   |                    |  |  |  |  |  |  |  |  |  |  |  |  |  |
| 845-900       | 16        | 133       | 11        | 16        | 335       | 40        | 7         | 129       | 17        | 30         | 179        | 9          | 922   |                    |  |  |  |  |  |  |  |  |  |  |  |  |  |
| HOUR TOTALS   |           |           |           |           |           |           |           |           |           |            |            |            |       |                    |  |  |  |  |  |  |  |  |  |  |  |  |  |
| TIME          | 1<br>SBRT | 2<br>SBTH | 3<br>SBLT | 4<br>WBRT | 5<br>WBTH | 6<br>WBLT | 7<br>NBRT | 8<br>NBTH | 9<br>NBLT | 10<br>EBRT | 11<br>EBTH | 12<br>EBLT | TOTAL |                    |  |  |  |  |  |  |  |  |  |  |  |  |  |
| 700-800       | 73        | 504       | 30        | 56        | 864       | 62        | 19        | 464       | 58        | 53         | 324        | 73         | 2580  |                    |  |  |  |  |  |  |  |  |  |  |  |  |  |
| 715-815       | 74        | 568       | 27        | 65        | 977       | 72        | 28        | 487       | 65        | 71         | 408        | 81         | 2923  |                    |  |  |  |  |  |  |  |  |  |  |  |  |  |
| 730-830       | 78        | 600       | 36        | 63        | 1087      | 84        | 31        | 494       | 74        | 71         | 447        | 89         | 3154  |                    |  |  |  |  |  |  |  |  |  |  |  |  |  |
| 745-845       | 77        | 618       | 40        | 62        | 1156      | 86        | 35        | 521       | 88        | 90         | 498        | 101        | 3372  |                    |  |  |  |  |  |  |  |  |  |  |  |  |  |
| 800-900       | 72        | 569       | 40        | 56        | 1197      | 108       | 35        | 514       | 88        | 100        | 576        | 86         | 3441  |                    |  |  |  |  |  |  |  |  |  |  |  |  |  |



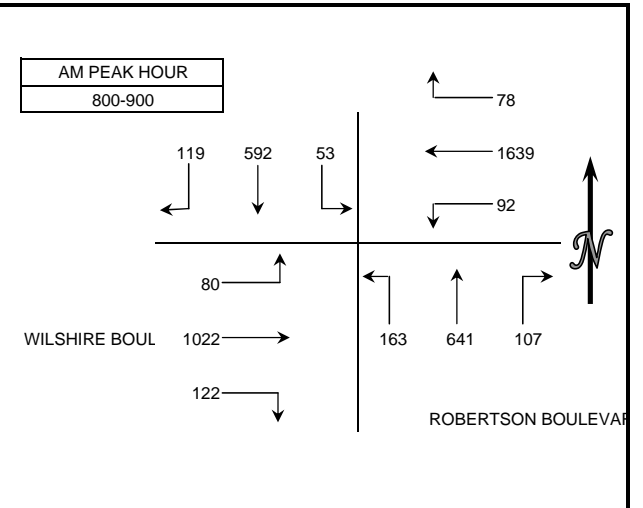
| 15 MIN COUNTS |           |           |           |           |           |           |           |           |           |            |            |            |       | 4:00 PM TO 6:00 PM |  |  |  |  |  |  |  |  |  |  |  |  |  |
|---------------|-----------|-----------|-----------|-----------|-----------|-----------|-----------|-----------|-----------|------------|------------|------------|-------|--------------------|--|--|--|--|--|--|--|--|--|--|--|--|--|
| PERIOD        | 1<br>SBRT | 2<br>SBTH | 3<br>SBLT | 4<br>WBRT | 5<br>WBTH | 6<br>WBLT | 7<br>NBRT | 8<br>NBTH | 9<br>NBLT | 10<br>EBRT | 11<br>EBTH | 12<br>EBLT | TOTAL |                    |  |  |  |  |  |  |  |  |  |  |  |  |  |
| 400-415       | 21        | 133       | 15        | 12        | 188       | 29        | 23        | 138       | 22        | 10         | 224        | 30         | 845   |                    |  |  |  |  |  |  |  |  |  |  |  |  |  |
| 415-430       | 11        | 142       | 15        | 16        | 170       | 30        | 16        | 138       | 18        | 18         | 242        | 35         | 851   |                    |  |  |  |  |  |  |  |  |  |  |  |  |  |
| 430-445       | 13        | 133       | 13        | 10        | 168       | 33        | 15        | 161       | 25        | 16         | 252        | 34         | 873   |                    |  |  |  |  |  |  |  |  |  |  |  |  |  |
| 445-500       | 15        | 148       | 18        | 8         | 195       | 27        | 8         | 140       | 22        | 23         | 235        | 25         | 864   |                    |  |  |  |  |  |  |  |  |  |  |  |  |  |
| 500-515       | 8         | 172       | 15        | 7         | 225       | 22        | 9         | 137       | 32        | 33         | 230        | 43         | 933   |                    |  |  |  |  |  |  |  |  |  |  |  |  |  |
| 515-530       | 19        | 200       | 22        | 17        | 250       | 33        | 11        | 160       | 18        | 26         | 211        | 26         | 993   |                    |  |  |  |  |  |  |  |  |  |  |  |  |  |
| 530-545       | 19        | 158       | 13        | 19        | 207       | 32        | 6         | 148       | 20        | 16         | 244        | 42         | 924   |                    |  |  |  |  |  |  |  |  |  |  |  |  |  |
| 545-600       | 17        | 134       | 9         | 15        | 210       | 24        | 16        | 139       | 19        | 22         | 235        | 33         | 873   |                    |  |  |  |  |  |  |  |  |  |  |  |  |  |
| HOUR TOTALS   |           |           |           |           |           |           |           |           |           |            |            |            |       |                    |  |  |  |  |  |  |  |  |  |  |  |  |  |
| TIME          | 1<br>SBRT | 2<br>SBTH | 3<br>SBLT | 4<br>WBRT | 5<br>WBTH | 6<br>WBLT | 7<br>NBRT | 8<br>NBTH | 9<br>NBLT | 10<br>EBRT | 11<br>EBTH | 12<br>EBLT | TOTAL |                    |  |  |  |  |  |  |  |  |  |  |  |  |  |
| 400-500       | 60        | 556       | 61        | 46        | 721       | 119       | 62        | 577       | 87        | 67         | 953        | 124        | 3433  |                    |  |  |  |  |  |  |  |  |  |  |  |  |  |
| 415-515       | 47        | 595       | 61        | 41        | 758       | 112       | 48        | 576       | 97        | 90         | 959        | 137        | 3521  |                    |  |  |  |  |  |  |  |  |  |  |  |  |  |
| 430-530       | 55        | 653       | 68        | 42        | 838       | 115       | 43        | 598       | 97        | 98         | 928        | 128        | 3663  |                    |  |  |  |  |  |  |  |  |  |  |  |  |  |
| 445-545       | 61        | 678       | 68        | 51        | 877       | 114       | 34        | 585       | 92        | 98         | 920        | 136        | 3714  |                    |  |  |  |  |  |  |  |  |  |  |  |  |  |
| 500-600       | 63        | 664       | 59        | 58        | 892       | 111       | 42        | 584       | 89        | 97         | 920        | 144        | 3723  |                    |  |  |  |  |  |  |  |  |  |  |  |  |  |



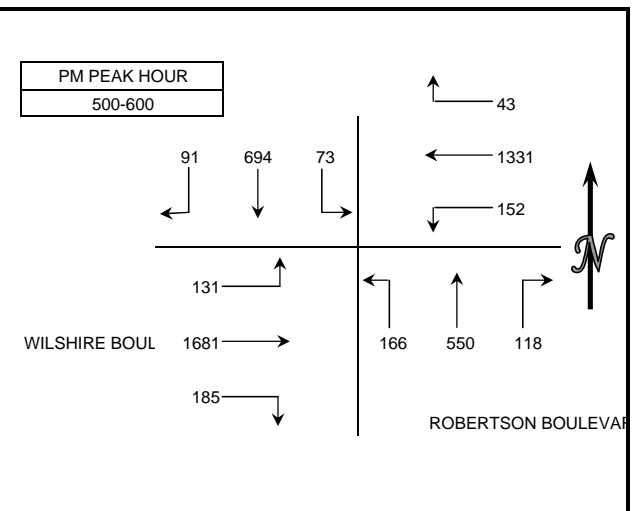
## INTERSECTION TURNING MOVEMENT COUNT SUMMARY

CLIENT: FEHR AND PEERS  
 PROJECT: WESTSIDE EXTENSION TRANSIT CORRIDOR COUNT PROGRAM  
 DATE: WEDNESDAY MAY 20, 2009  
 PERIODS: 7:00 AM TO 9:00 AM AND 4:00 PM TO 6:00 PM  
 INTERSECTION: N/S ROBERTSON BOULEVARD  
 E/W WILSHIRE BOULEVARD  
 CITY: LOS ANGELES

| 15 MIN COUNTS |           |           |           |           |           |           |           |           |           |            |            |            |       | 7:00 AM TO 9:00 AM |  |  |  |  |  |  |  |  |  |  |  |  |  |
|---------------|-----------|-----------|-----------|-----------|-----------|-----------|-----------|-----------|-----------|------------|------------|------------|-------|--------------------|--|--|--|--|--|--|--|--|--|--|--|--|--|
| PERIOD        | 1<br>SBRT | 2<br>SBTH | 3<br>SBLT | 4<br>WBRT | 5<br>WBTH | 6<br>WBLT | 7<br>NBRT | 8<br>NBTH | 9<br>NBLT | 10<br>EBRT | 11<br>EBTH | 12<br>EBLT | TOTAL |                    |  |  |  |  |  |  |  |  |  |  |  |  |  |
| 700-715       | 8         | 82        | 8         | 10        | 280       | 14        | 15        | 97        | 35        | 18         | 127        | 9          | 703   |                    |  |  |  |  |  |  |  |  |  |  |  |  |  |
| 715-730       | 15        | 102       | 7         | 13        | 346       | 17        | 16        | 124       | 38        | 18         | 150        | 17         | 863   |                    |  |  |  |  |  |  |  |  |  |  |  |  |  |
| 730-745       | 21        | 135       | 7         | 8         | 397       | 27        | 29        | 137       | 44        | 10         | 212        | 22         | 1049  |                    |  |  |  |  |  |  |  |  |  |  |  |  |  |
| 745-800       | 24        | 143       | 15        | 14        | 400       | 10        | 30        | 165       | 35        | 17         | 230        | 20         | 1103  |                    |  |  |  |  |  |  |  |  |  |  |  |  |  |
| 800-815       | 27        | 150       | 10        | 19        | 389       | 20        | 26        | 149       | 36        | 25         | 253        | 22         | 1126  |                    |  |  |  |  |  |  |  |  |  |  |  |  |  |
| 815-830       | 26        | 123       | 9         | 22        | 417       | 25        | 24        | 161       | 43        | 30         | 262        | 15         | 1157  |                    |  |  |  |  |  |  |  |  |  |  |  |  |  |
| 830-845       | 36        | 162       | 22        | 16        | 434       | 25        | 26        | 174       | 46        | 33         | 262        | 26         | 1262  |                    |  |  |  |  |  |  |  |  |  |  |  |  |  |
| 845-900       | 30        | 157       | 12        | 21        | 399       | 22        | 31        | 157       | 38        | 34         | 245        | 17         | 1163  |                    |  |  |  |  |  |  |  |  |  |  |  |  |  |
| HOUR TOTALS   |           |           |           |           |           |           |           |           |           |            |            |            |       |                    |  |  |  |  |  |  |  |  |  |  |  |  |  |
| TIME          | 1<br>SBRT | 2<br>SBTH | 3<br>SBLT | 4<br>WBRT | 5<br>WBTH | 6<br>WBLT | 7<br>NBRT | 8<br>NBTH | 9<br>NBLT | 10<br>EBRT | 11<br>EBTH | 12<br>EBLT | TOTAL |                    |  |  |  |  |  |  |  |  |  |  |  |  |  |
| 700-800       | 68        | 462       | 37        | 45        | 1423      | 68        | 90        | 523       | 152       | 63         | 719        | 68         | 3718  |                    |  |  |  |  |  |  |  |  |  |  |  |  |  |
| 715-815       | 87        | 530       | 39        | 54        | 1532      | 74        | 101       | 575       | 153       | 70         | 845        | 81         | 4141  |                    |  |  |  |  |  |  |  |  |  |  |  |  |  |
| 730-830       | 98        | 551       | 41        | 63        | 1603      | 82        | 109       | 612       | 158       | 82         | 957        | 79         | 4435  |                    |  |  |  |  |  |  |  |  |  |  |  |  |  |
| 745-845       | 113       | 578       | 56        | 71        | 1640      | 80        | 106       | 649       | 160       | 105        | 1007       | 83         | 4648  |                    |  |  |  |  |  |  |  |  |  |  |  |  |  |
| 800-900       | 119       | 592       | 53        | 78        | 1639      | 92        | 107       | 641       | 163       | 122        | 1022       | 80         | 4708  |                    |  |  |  |  |  |  |  |  |  |  |  |  |  |



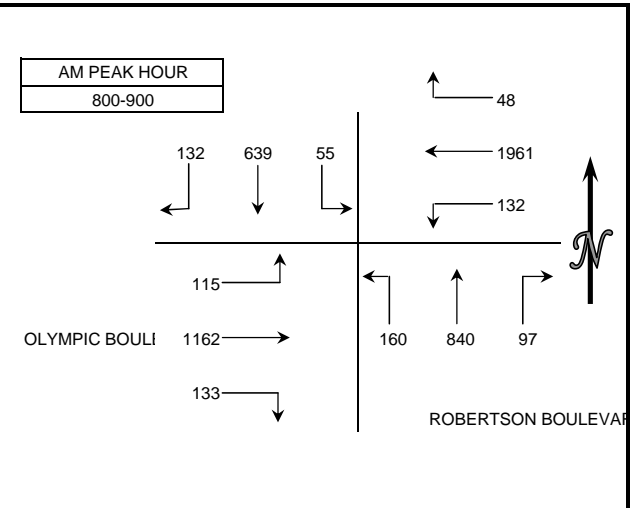
| 15 MIN COUNTS |           |           |           |           |           |           |           |           |           |            |            |            |       | 4:00 PM TO 6:00 PM |  |  |  |  |  |  |  |  |  |  |  |  |  |
|---------------|-----------|-----------|-----------|-----------|-----------|-----------|-----------|-----------|-----------|------------|------------|------------|-------|--------------------|--|--|--|--|--|--|--|--|--|--|--|--|--|
| PERIOD        | 1<br>SBRT | 2<br>SBTH | 3<br>SBLT | 4<br>WBRT | 5<br>WBTH | 6<br>WBLT | 7<br>NBRT | 8<br>NBTH | 9<br>NBLT | 10<br>EBRT | 11<br>EBTH | 12<br>EBLT | TOTAL |                    |  |  |  |  |  |  |  |  |  |  |  |  |  |
| 400-415       | 29        | 133       | 15        | 18        | 293       | 26        | 31        | 164       | 43        | 48         | 394        | 35         | 1229  |                    |  |  |  |  |  |  |  |  |  |  |  |  |  |
| 415-430       | 22        | 172       | 21        | 13        | 278       | 39        | 25        | 134       | 45        | 52         | 388        | 34         | 1223  |                    |  |  |  |  |  |  |  |  |  |  |  |  |  |
| 430-445       | 22        | 177       | 21        | 7         | 298       | 41        | 25        | 123       | 50        | 36         | 316        | 34         | 1150  |                    |  |  |  |  |  |  |  |  |  |  |  |  |  |
| 445-500       | 29        | 166       | 24        | 14        | 302       | 34        | 23        | 140       | 45        | 59         | 358        | 32         | 1226  |                    |  |  |  |  |  |  |  |  |  |  |  |  |  |
| 500-515       | 28        | 200       | 21        | 12        | 344       | 53        | 28        | 134       | 45        | 50         | 396        | 31         | 1342  |                    |  |  |  |  |  |  |  |  |  |  |  |  |  |
| 515-530       | 24        | 178       | 18        | 10        | 311       | 31        | 29        | 147       | 38        | 46         | 431        | 33         | 1296  |                    |  |  |  |  |  |  |  |  |  |  |  |  |  |
| 530-545       | 21        | 162       | 19        | 8         | 350       | 41        | 31        | 126       | 45        | 45         | 442        | 38         | 1328  |                    |  |  |  |  |  |  |  |  |  |  |  |  |  |
| 545-600       | 18        | 154       | 15        | 13        | 326       | 27        | 30        | 143       | 38        | 44         | 412        | 29         | 1249  |                    |  |  |  |  |  |  |  |  |  |  |  |  |  |
| HOUR TOTALS   |           |           |           |           |           |           |           |           |           |            |            |            |       |                    |  |  |  |  |  |  |  |  |  |  |  |  |  |
| TIME          | 1<br>SBRT | 2<br>SBTH | 3<br>SBLT | 4<br>WBRT | 5<br>WBTH | 6<br>WBLT | 7<br>NBRT | 8<br>NBTH | 9<br>NBLT | 10<br>EBRT | 11<br>EBTH | 12<br>EBLT | TOTAL |                    |  |  |  |  |  |  |  |  |  |  |  |  |  |
| 400-500       | 102       | 648       | 81        | 52        | 1171      | 140       | 104       | 561       | 183       | 195        | 1456       | 135        | 4828  |                    |  |  |  |  |  |  |  |  |  |  |  |  |  |
| 415-515       | 101       | 715       | 87        | 46        | 1222      | 167       | 101       | 531       | 185       | 197        | 1458       | 131        | 4941  |                    |  |  |  |  |  |  |  |  |  |  |  |  |  |
| 430-530       | 103       | 721       | 84        | 43        | 1255      | 159       | 105       | 544       | 178       | 191        | 1501       | 130        | 5014  |                    |  |  |  |  |  |  |  |  |  |  |  |  |  |
| 445-545       | 102       | 706       | 82        | 44        | 1307      | 159       | 111       | 547       | 173       | 200        | 1627       | 134        | 5192  |                    |  |  |  |  |  |  |  |  |  |  |  |  |  |
| 500-600       | 91        | 694       | 73        | 43        | 1331      | 152       | 118       | 550       | 166       | 185        | 1681       | 131        | 5215  |                    |  |  |  |  |  |  |  |  |  |  |  |  |  |



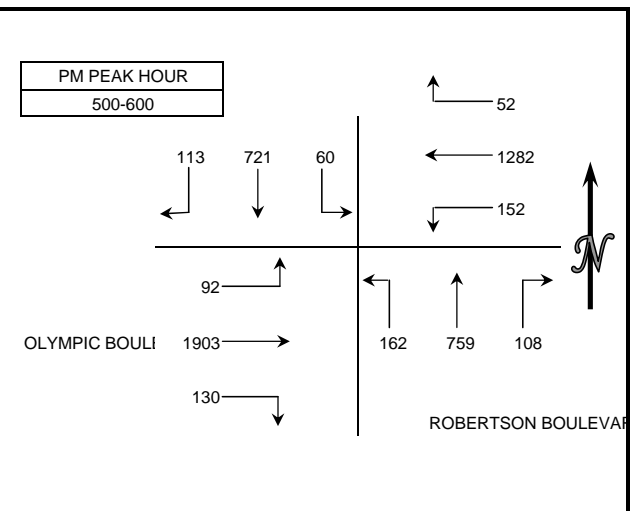
## INTERSECTION TURNING MOVEMENT COUNT SUMMARY

CLIENT: FEHR AND PEERS  
 PROJECT: WESTSIDE EXTENSION TRANSIT CORRIDOR COUNT PROGRAM  
 DATE: WEDNESDAY MAY 13, 2009  
 PERIODS: 7:00 AM TO 9:00 AM AND 4:00 PM TO 6:00 PM  
 INTERSECTION: N/S ROBERTSON BOULEVARD  
 E/W OLYMPIC BOULEVARD  
 CITY: LOS ANGELES

| 15 MIN COUNTS      |           |           |           |           |           |           |           |           |           |            |            |            |       |
|--------------------|-----------|-----------|-----------|-----------|-----------|-----------|-----------|-----------|-----------|------------|------------|------------|-------|
| 7:00 AM TO 9:00 AM |           |           |           |           |           |           |           |           |           |            |            |            |       |
| PERIOD             | 1<br>SBRT | 2<br>SBTH | 3<br>SBLT | 4<br>WBRT | 5<br>WBTH | 6<br>WBLT | 7<br>NBRT | 8<br>NBTH | 9<br>NBLT | 10<br>EBRT | 11<br>EBTH | 12<br>EBLT | TOTAL |
| 700-715            | 13        | 84        | 8         | 10        | 332       | 34        | 12        | 126       | 37        | 17         | 113        | 9          | 795   |
| 715-730            | 17        | 108       | 5         | 11        | 433       | 50        | 15        | 155       | 31        | 22         | 140        | 13         | 1000  |
| 730-745            | 21        | 147       | 11        | 11        | 470       | 34        | 24        | 176       | 49        | 20         | 217        | 20         | 1200  |
| 745-800            | 24        | 157       | 15        | 16        | 433       | 48        | 33        | 189       | 32        | 28         | 280        | 29         | 1284  |
| 800-815            | 32        | 165       | 14        | 15        | 472       | 39        | 35        | 206       | 47        | 36         | 287        | 20         | 1368  |
| 815-830            | 37        | 126       | 12        | 9         | 499       | 31        | 20        | 187       | 34        | 28         | 303        | 26         | 1312  |
| 830-845            | 31        | 176       | 12        | 14        | 492       | 34        | 17        | 211       | 29        | 30         | 258        | 28         | 1332  |
| 845-900            | 32        | 172       | 17        | 10        | 498       | 28        | 25        | 236       | 50        | 39         | 314        | 41         | 1462  |
| HOURLY TOTALS      |           |           |           |           |           |           |           |           |           |            |            |            |       |
| TIME               | 1<br>SBRT | 2<br>SBTH | 3<br>SBLT | 4<br>WBRT | 5<br>WBTH | 6<br>WBLT | 7<br>NBRT | 8<br>NBTH | 9<br>NBLT | 10<br>EBRT | 11<br>EBTH | 12<br>EBLT | TOTAL |
| 700-800            | 75        | 496       | 39        | 48        | 1668      | 166       | 84        | 646       | 149       | 87         | 750        | 71         | 4279  |
| 715-815            | 94        | 577       | 45        | 53        | 1808      | 171       | 107       | 726       | 159       | 106        | 924        | 82         | 4852  |
| 730-830            | 114       | 595       | 52        | 51        | 1874      | 152       | 112       | 758       | 162       | 112        | 1087       | 95         | 5164  |
| 745-845            | 124       | 624       | 53        | 54        | 1896      | 152       | 105       | 793       | 142       | 122        | 1128       | 103        | 5296  |
| 800-900            | 132       | 639       | 55        | 48        | 1961      | 132       | 97        | 840       | 160       | 133        | 1162       | 115        | 5474  |



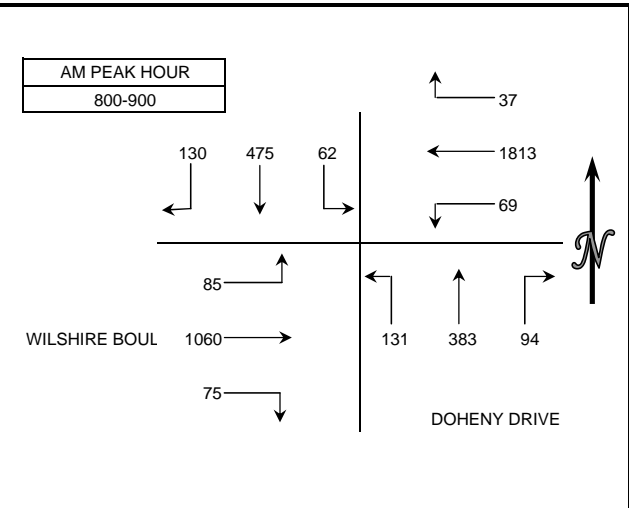
| 15 MIN COUNTS      |           |           |           |           |           |           |           |           |           |            |            |            |       |
|--------------------|-----------|-----------|-----------|-----------|-----------|-----------|-----------|-----------|-----------|------------|------------|------------|-------|
| 4:00 PM TO 6:00 PM |           |           |           |           |           |           |           |           |           |            |            |            |       |
| PERIOD             | 1<br>SBRT | 2<br>SBTH | 3<br>SBLT | 4<br>WBRT | 5<br>WBTH | 6<br>WBLT | 7<br>NBRT | 8<br>NBTH | 9<br>NBLT | 10<br>EBRT | 11<br>EBTH | 12<br>EBLT | TOTAL |
| 400-415            | 25        | 160       | 21        | 13        | 321       | 40        | 37        | 167       | 35        | 42         | 509        | 35         | 1405  |
| 415-430            | 21        | 182       | 18        | 13        | 308       | 43        | 24        | 179       | 45        | 28         | 438        | 23         | 1322  |
| 430-445            | 28        | 177       | 28        | 8         | 303       | 46        | 33        | 173       | 25        | 36         | 487        | 26         | 1370  |
| 445-500            | 27        | 148       | 26        | 10        | 302       | 35        | 30        | 171       | 48        | 31         | 465        | 34         | 1327  |
| 500-515            | 27        | 177       | 18        | 11        | 292       | 42        | 25        | 191       | 41        | 42         | 421        | 22         | 1309  |
| 515-530            | 23        | 188       | 14        | 14        | 331       | 45        | 36        | 170       | 42        | 23         | 462        | 21         | 1369  |
| 530-545            | 28        | 162       | 13        | 9         | 337       | 30        | 22        | 175       | 37        | 39         | 515        | 19         | 1386  |
| 545-600            | 35        | 194       | 15        | 18        | 322       | 35        | 25        | 223       | 42        | 26         | 505        | 30         | 1470  |
| HOURLY TOTALS      |           |           |           |           |           |           |           |           |           |            |            |            |       |
| TIME               | 1<br>SBRT | 2<br>SBTH | 3<br>SBLT | 4<br>WBRT | 5<br>WBTH | 6<br>WBLT | 7<br>NBRT | 8<br>NBTH | 9<br>NBLT | 10<br>EBRT | 11<br>EBTH | 12<br>EBLT | TOTAL |
| 400-500            | 101       | 667       | 93        | 44        | 1234      | 164       | 124       | 690       | 153       | 137        | 1899       | 118        | 5424  |
| 415-515            | 103       | 684       | 90        | 42        | 1205      | 166       | 112       | 714       | 159       | 137        | 1811       | 105        | 5328  |
| 430-530            | 105       | 690       | 86        | 43        | 1228      | 168       | 124       | 705       | 156       | 132        | 1835       | 103        | 5375  |
| 445-545            | 105       | 675       | 71        | 44        | 1262      | 152       | 113       | 707       | 168       | 135        | 1863       | 96         | 5391  |
| 500-600            | 113       | 721       | 60        | 52        | 1282      | 152       | 108       | 759       | 162       | 130        | 1903       | 92         | 5534  |



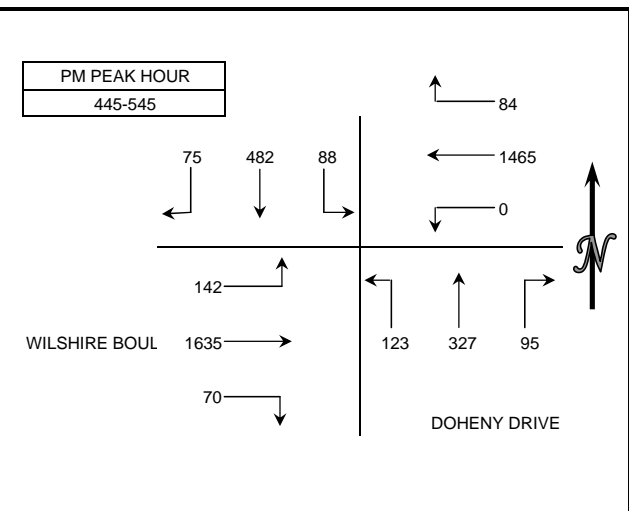
## INTERSECTION TURNING MOVEMENT COUNT SUMMARY

CLIENT: FEHR AND PEERS  
 PROJECT: WESTSIDE EXTENSION TRANSIT CORRIDOR COUNT PROGRAM  
 DATE: WEDNESDAY MAY 20, 2009  
 PERIODS: 7:00 AM TO 9:00 AM AND 4:00 PM TO 6:00 PM  
 INTERSECTION: N/S DOHENY DRIVE  
 E/W WILSHIRE BOULEVARD  
 CITY: LOS ANGELES

| 15 MIN COUNTS |           |           |           |           |           |           |           |           |           |            |            |            |       | 7:00 AM TO 9:00 AM |  |  |  |  |  |  |  |  |  |  |  |  |  |
|---------------|-----------|-----------|-----------|-----------|-----------|-----------|-----------|-----------|-----------|------------|------------|------------|-------|--------------------|--|--|--|--|--|--|--|--|--|--|--|--|--|
| PERIOD        | 1<br>SBRT | 2<br>SBTH | 3<br>SBLT | 4<br>WBRT | 5<br>WBTH | 6<br>WBLT | 7<br>NBRT | 8<br>NBTH | 9<br>NBLT | 10<br>EBRT | 11<br>EBTH | 12<br>EBLT | TOTAL |                    |  |  |  |  |  |  |  |  |  |  |  |  |  |
| 700-715       | 12        | 76        | 4         | 7         | 264       | 10        | 6         | 38        | 14        | 7          | 140        | 5          | 583   |                    |  |  |  |  |  |  |  |  |  |  |  |  |  |
| 715-730       | 28        | 108       | 19        | 7         | 319       | 12        | 3         | 48        | 19        | 14         | 195        | 7          | 779   |                    |  |  |  |  |  |  |  |  |  |  |  |  |  |
| 730-745       | 21        | 96        | 6         | 7         | 364       | 6         | 11        | 60        | 25        | 11         | 226        | 12         | 845   |                    |  |  |  |  |  |  |  |  |  |  |  |  |  |
| 745-800       | 30        | 105       | 15        | 12        | 398       | 10        | 6         | 84        | 28        | 15         | 258        | 20         | 981   |                    |  |  |  |  |  |  |  |  |  |  |  |  |  |
| 800-815       | 26        | 106       | 10        | 7         | 436       | 15        | 25        | 93        | 23        | 21         | 299        | 14         | 1075  |                    |  |  |  |  |  |  |  |  |  |  |  |  |  |
| 815-830       | 36        | 138       | 19        | 10        | 508       | 21        | 26        | 99        | 32        | 12         | 246        | 17         | 1164  |                    |  |  |  |  |  |  |  |  |  |  |  |  |  |
| 830-845       | 33        | 117       | 15        | 8         | 409       | 17        | 19        | 90        | 41        | 21         | 257        | 24         | 1051  |                    |  |  |  |  |  |  |  |  |  |  |  |  |  |
| 845-900       | 35        | 114       | 18        | 12        | 460       | 16        | 24        | 101       | 35        | 21         | 258        | 30         | 1124  |                    |  |  |  |  |  |  |  |  |  |  |  |  |  |
| HOUR TOTALS   |           |           |           |           |           |           |           |           |           |            |            |            |       |                    |  |  |  |  |  |  |  |  |  |  |  |  |  |
| TIME          | 1<br>SBRT | 2<br>SBTH | 3<br>SBLT | 4<br>WBRT | 5<br>WBTH | 6<br>WBLT | 7<br>NBRT | 8<br>NBTH | 9<br>NBLT | 10<br>EBRT | 11<br>EBTH | 12<br>EBLT | TOTAL |                    |  |  |  |  |  |  |  |  |  |  |  |  |  |
| 700-800       | 91        | 385       | 44        | 33        | 1345      | 38        | 26        | 230       | 86        | 47         | 819        | 44         | 3188  |                    |  |  |  |  |  |  |  |  |  |  |  |  |  |
| 715-815       | 105       | 415       | 50        | 33        | 1517      | 43        | 45        | 285       | 95        | 61         | 978        | 53         | 3680  |                    |  |  |  |  |  |  |  |  |  |  |  |  |  |
| 730-830       | 113       | 445       | 50        | 36        | 1706      | 52        | 68        | 336       | 108       | 59         | 1029       | 63         | 4065  |                    |  |  |  |  |  |  |  |  |  |  |  |  |  |
| 745-845       | 125       | 466       | 59        | 37        | 1751      | 63        | 76        | 366       | 124       | 69         | 1060       | 75         | 4271  |                    |  |  |  |  |  |  |  |  |  |  |  |  |  |
| 800-900       | 130       | 475       | 62        | 37        | 1813      | 69        | 94        | 383       | 131       | 75         | 1060       | 85         | 4414  |                    |  |  |  |  |  |  |  |  |  |  |  |  |  |



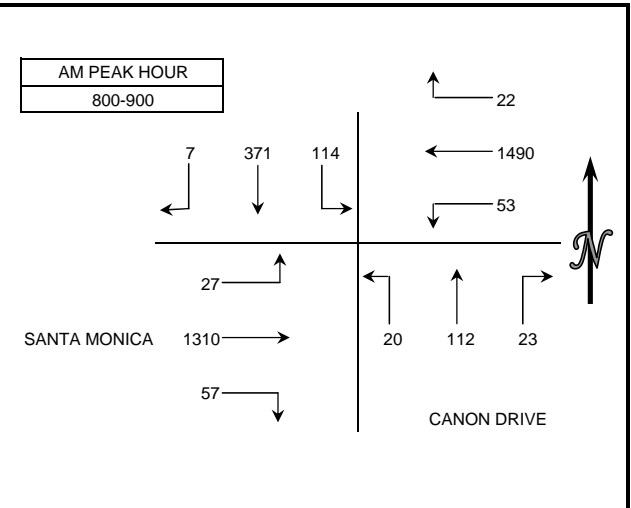
| 15 MIN COUNTS |           |           |           |           |           |           |           |           |           |            |            |            |       | 4:00 PM TO 6:00 PM |  |  |  |  |  |  |  |  |  |  |  |  |  |
|---------------|-----------|-----------|-----------|-----------|-----------|-----------|-----------|-----------|-----------|------------|------------|------------|-------|--------------------|--|--|--|--|--|--|--|--|--|--|--|--|--|
| PERIOD        | 1<br>SBRT | 2<br>SBTH | 3<br>SBLT | 4<br>WBRT | 5<br>WBTH | 6<br>WBLT | 7<br>NBRT | 8<br>NBTH | 9<br>NBLT | 10<br>EBRT | 11<br>EBTH | 12<br>EBLT | TOTAL |                    |  |  |  |  |  |  |  |  |  |  |  |  |  |
| 400-415       | 28        | 117       | 20        | 24        | 340       | 0         | 22        | 122       | 37        | 17         | 408        | 22         | 1157  |                    |  |  |  |  |  |  |  |  |  |  |  |  |  |
| 415-430       | 22        | 99        | 26        | 14        | 302       | 0         | 23        | 102       | 23        | 15         | 368        | 35         | 1029  |                    |  |  |  |  |  |  |  |  |  |  |  |  |  |
| 430-445       | 25        | 104       | 20        | 22        | 329       | 0         | 23        | 90        | 28        | 21         | 386        | 40         | 1088  |                    |  |  |  |  |  |  |  |  |  |  |  |  |  |
| 445-500       | 21        | 119       | 25        | 17        | 351       | 0         | 20        | 82        | 27        | 16         | 397        | 28         | 1103  |                    |  |  |  |  |  |  |  |  |  |  |  |  |  |
| 500-515       | 12        | 100       | 22        | 16        | 330       | 0         | 26        | 91        | 29        | 20         | 406        | 29         | 1081  |                    |  |  |  |  |  |  |  |  |  |  |  |  |  |
| 515-530       | 18        | 135       | 13        | 24        | 404       | 0         | 20        | 78        | 32        | 19         | 438        | 45         | 1226  |                    |  |  |  |  |  |  |  |  |  |  |  |  |  |
| 530-545       | 24        | 128       | 28        | 27        | 380       | 0         | 29        | 76        | 35        | 15         | 394        | 40         | 1176  |                    |  |  |  |  |  |  |  |  |  |  |  |  |  |
| 545-600       | 13        | 90        | 19        | 11        | 336       | 0         | 21        | 93        | 37        | 15         | 395        | 36         | 1066  |                    |  |  |  |  |  |  |  |  |  |  |  |  |  |
| HOUR TOTALS   |           |           |           |           |           |           |           |           |           |            |            |            |       |                    |  |  |  |  |  |  |  |  |  |  |  |  |  |
| TIME          | 1<br>SBRT | 2<br>SBTH | 3<br>SBLT | 4<br>WBRT | 5<br>WBTH | 6<br>WBLT | 7<br>NBRT | 8<br>NBTH | 9<br>NBLT | 10<br>EBRT | 11<br>EBTH | 12<br>EBLT | TOTAL |                    |  |  |  |  |  |  |  |  |  |  |  |  |  |
| 400-500       | 96        | 439       | 91        | 77        | 1322      | 0         | 88        | 396       | 115       | 69         | 1559       | 125        | 4377  |                    |  |  |  |  |  |  |  |  |  |  |  |  |  |
| 415-515       | 80        | 422       | 93        | 69        | 1312      | 0         | 92        | 365       | 107       | 72         | 1557       | 132        | 4301  |                    |  |  |  |  |  |  |  |  |  |  |  |  |  |
| 430-530       | 76        | 458       | 80        | 79        | 1414      | 0         | 89        | 341       | 116       | 76         | 1627       | 142        | 4498  |                    |  |  |  |  |  |  |  |  |  |  |  |  |  |
| 445-545       | 75        | 482       | 88        | 84        | 1465      | 0         | 95        | 327       | 123       | 70         | 1635       | 142        | 4586  |                    |  |  |  |  |  |  |  |  |  |  |  |  |  |
| 500-600       | 67        | 453       | 82        | 78        | 1450      | 0         | 96        | 338       | 133       | 69         | 1633       | 150        | 4549  |                    |  |  |  |  |  |  |  |  |  |  |  |  |  |



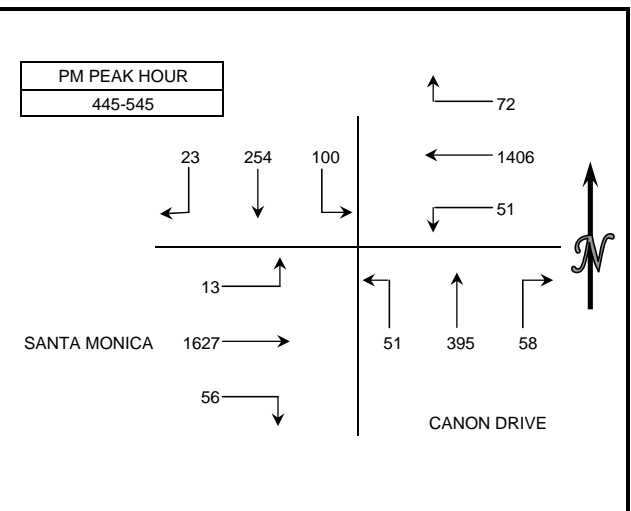
## INTERSECTION TURNING MOVEMENT COUNT SUMMARY

CLIENT: FEHR AND PEERS  
 PROJECT: WESTSIDE EXTENSION TRANSIT CORRIDOR COUNT PROGRAM  
 DATE: TUESDAY MAY 19, 2009  
 PERIODS: 7:00 AM TO 9:00 AM AND 4:00 PM TO 6:00 PM  
 INTERSECTION: N/S CANON DRIVE  
 E/W SANTA MONICA BOULEVARD  
 CITY: BEVERLY HILLS

| 15 MIN COUNTS |           |           |           |           |           |           |           |           |           |            |            |            | 7:00 AM TO 9:00 AM |
|---------------|-----------|-----------|-----------|-----------|-----------|-----------|-----------|-----------|-----------|------------|------------|------------|--------------------|
| PERIOD        | 1<br>SBRT | 2<br>SBTH | 3<br>SBLT | 4<br>WBRT | 5<br>WBTH | 6<br>WBLT | 7<br>NBRT | 8<br>NBTH | 9<br>NBLT | 10<br>EBRT | 11<br>EBTH | 12<br>EBLT | TOTAL              |
| 700-715       | 0         | 43        | 15        | 15        | 347       | 10        | 5         | 36        | 3         | 2          | 174        | 6          | 656                |
| 715-730       | 1         | 50        | 20        | 13        | 402       | 6         | 7         | 33        | 6         | 5          | 219        | 5          | 767                |
| 730-745       | 0         | 71        | 24        | 9         | 409       | 12        | 2         | 41        | 3         | 6          | 248        | 1          | 826                |
| 745-800       | 0         | 82        | 19        | 15        | 413       | 8         | 1         | 34        | 4         | 4          | 279        | 4          | 863                |
| 800-815       | 2         | 79        | 30        | 7         | 392       | 15        | 7         | 35        | 7         | 6          | 306        | 7          | 893                |
| 815-830       | 2         | 89        | 25        | 8         | 350       | 12        | 5         | 28        | 6         | 18         | 324        | 7          | 874                |
| 830-845       | 1         | 100       | 34        | 4         | 362       | 15        | 4         | 30        | 4         | 15         | 328        | 8          | 905                |
| 845-900       | 2         | 103       | 25        | 3         | 386       | 11        | 7         | 19        | 3         | 18         | 352        | 5          | 934                |
| HOUR TOTALS   |           |           |           |           |           |           |           |           |           |            |            |            |                    |
| TIME          | 1<br>SBRT | 2<br>SBTH | 3<br>SBLT | 4<br>WBRT | 5<br>WBTH | 6<br>WBLT | 7<br>NBRT | 8<br>NBTH | 9<br>NBLT | 10<br>EBRT | 11<br>EBTH | 12<br>EBLT | TOTAL              |
| 700-800       | 1         | 246       | 78        | 52        | 1571      | 36        | 15        | 144       | 16        | 17         | 920        | 16         | 3112               |
| 715-815       | 3         | 282       | 93        | 44        | 1616      | 41        | 17        | 143       | 20        | 21         | 1052       | 17         | 3349               |
| 730-830       | 4         | 321       | 98        | 39        | 1564      | 47        | 15        | 138       | 20        | 34         | 1157       | 19         | 3456               |
| 745-845       | 5         | 350       | 108       | 34        | 1517      | 50        | 17        | 127       | 21        | 43         | 1237       | 26         | 3535               |
| 800-900       | 7         | 371       | 114       | 22        | 1490      | 53        | 23        | 112       | 20        | 57         | 1310       | 27         | 3606               |



| 15 MIN COUNTS |           |           |           |           |           |           |           |           |           |            |            |            | 4:00 PM TO 6:00 PM |
|---------------|-----------|-----------|-----------|-----------|-----------|-----------|-----------|-----------|-----------|------------|------------|------------|--------------------|
| PERIOD        | 1<br>SBRT | 2<br>SBTH | 3<br>SBLT | 4<br>WBRT | 5<br>WBTH | 6<br>WBLT | 7<br>NBRT | 8<br>NBTH | 9<br>NBLT | 10<br>EBRT | 11<br>EBTH | 12<br>EBLT | TOTAL              |
| 400-415       | 7         | 62        | 30        | 11        | 326       | 17        | 8         | 80        | 5         | 14         | 390        | 2          | 952                |
| 415-430       | 5         | 48        | 21        | 17        | 304       | 15        | 18        | 85        | 12        | 9          | 395        | 9          | 938                |
| 430-445       | 7         | 66        | 25        | 27        | 368       | 22        | 17        | 79        | 9         | 16         | 372        | 0          | 1008               |
| 445-500       | 7         | 78        | 30        | 12        | 323       | 14        | 15        | 89        | 10        | 11         | 408        | 4          | 1001               |
| 500-515       | 4         | 61        | 25        | 14        | 362       | 13        | 21        | 92        | 14        | 14         | 395        | 2          | 1017               |
| 515-530       | 6         | 72        | 20        | 25        | 331       | 13        | 13        | 118       | 10        | 18         | 429        | 3          | 1058               |
| 530-545       | 6         | 43        | 25        | 21        | 390       | 11        | 9         | 96        | 17        | 13         | 395        | 4          | 1030               |
| 545-600       | 3         | 39        | 24        | 15        | 338       | 21        | 15        | 81        | 15        | 12         | 409        | 4          | 976                |
| HOUR TOTALS   |           |           |           |           |           |           |           |           |           |            |            |            |                    |
| TIME          | 1<br>SBRT | 2<br>SBTH | 3<br>SBLT | 4<br>WBRT | 5<br>WBTH | 6<br>WBLT | 7<br>NBRT | 8<br>NBTH | 9<br>NBLT | 10<br>EBRT | 11<br>EBTH | 12<br>EBLT | TOTAL              |
| 400-500       | 26        | 254       | 106       | 67        | 1321      | 68        | 58        | 333       | 36        | 50         | 1565       | 15         | 3899               |
| 415-515       | 23        | 253       | 101       | 70        | 1357      | 64        | 71        | 345       | 45        | 50         | 1570       | 15         | 3964               |
| 430-530       | 24        | 277       | 100       | 78        | 1384      | 62        | 66        | 378       | 43        | 59         | 1604       | 9          | 4084               |
| 445-545       | 23        | 254       | 100       | 72        | 1406      | 51        | 58        | 395       | 51        | 56         | 1627       | 13         | 4106               |
| 500-600       | 19        | 215       | 94        | 75        | 1421      | 58        | 58        | 387       | 56        | 57         | 1628       | 13         | 4081               |



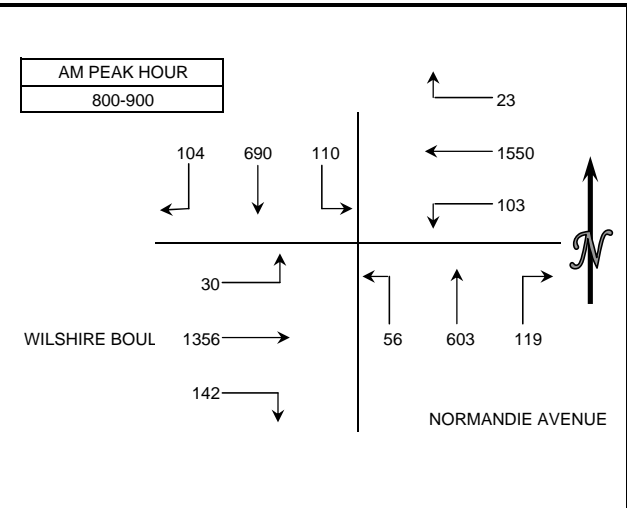
Appendix A:  
Existing Traffic and Pedestrian Counts and  
Future Turning Movement Forecasts

## Existing Traffic Counts

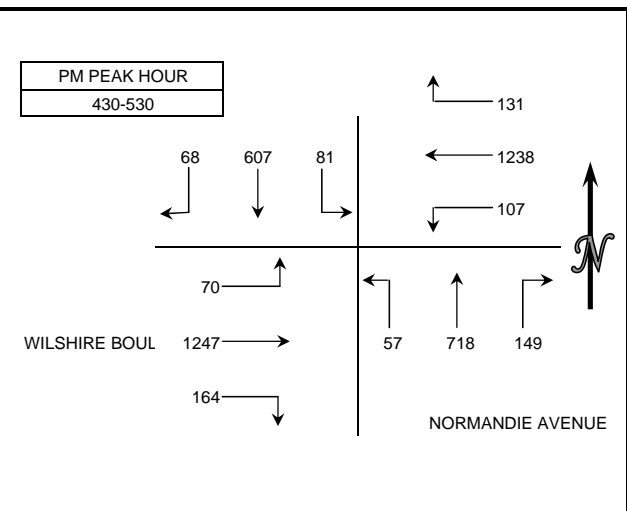
## INTERSECTION TURNING MOVEMENT COUNT SUMMARY

CLIENT: FEHR AND PEERS  
 PROJECT: WESTSIDE EXTENSION TRANSIT CORRIDOR COUNT PROGRAM  
 DATE: WEDNESDAY MAY 20, 2009  
 PERIODS: 7:00 AM TO 9:00 AM AND 4:00 PM TO 6:00 PM  
 INTERSECTION: N/S NORMANDIE AVENUE  
 E/W WILSHIRE BOULEVARD  
 CITY: LOS ANGELES

| 15 MIN COUNTS |           |           |           |           |           |           |           |           |           |            |            |            |       | 7:00 AM TO 9:00 AM |  |  |  |  |  |  |  |  |  |  |  |  |  |
|---------------|-----------|-----------|-----------|-----------|-----------|-----------|-----------|-----------|-----------|------------|------------|------------|-------|--------------------|--|--|--|--|--|--|--|--|--|--|--|--|--|
| PERIOD        | 1<br>SBRT | 2<br>SBTH | 3<br>SBLT | 4<br>WBRT | 5<br>WBTH | 6<br>WBLT | 7<br>NBRT | 8<br>NBTH | 9<br>NBLT | 10<br>EBRT | 11<br>EBTH | 12<br>EBLT | TOTAL |                    |  |  |  |  |  |  |  |  |  |  |  |  |  |
| 700-715       | 12        | 52        | 8         | 4         | 127       | 11        | 8         | 20        | 8         | 13         | 211        | 2          | 476   |                    |  |  |  |  |  |  |  |  |  |  |  |  |  |
| 715-730       | 15        | 83        | 10        | 8         | 167       | 11        | 10        | 52        | 10        | 15         | 260        | 4          | 645   |                    |  |  |  |  |  |  |  |  |  |  |  |  |  |
| 730-745       | 26        | 104       | 13        | 3         | 269       | 16        | 18        | 88        | 15        | 25         | 284        | 7          | 868   |                    |  |  |  |  |  |  |  |  |  |  |  |  |  |
| 745-800       | 31        | 154       | 17        | 6         | 288       | 22        | 14        | 106       | 13        | 14         | 294        | 9          | 968   |                    |  |  |  |  |  |  |  |  |  |  |  |  |  |
| 800-815       | 28        | 193       | 19        | 3         | 344       | 20        | 18        | 134       | 11        | 20         | 333        | 8          | 1131  |                    |  |  |  |  |  |  |  |  |  |  |  |  |  |
| 815-830       | 25        | 167       | 29        | 8         | 406       | 32        | 29        | 158       | 14        | 40         | 323        | 8          | 1239  |                    |  |  |  |  |  |  |  |  |  |  |  |  |  |
| 830-845       | 21        | 174       | 30        | 6         | 384       | 21        | 33        | 142       | 17        | 38         | 353        | 5          | 1224  |                    |  |  |  |  |  |  |  |  |  |  |  |  |  |
| 845-900       | 30        | 156       | 32        | 6         | 416       | 30        | 39        | 169       | 14        | 44         | 347        | 9          | 1292  |                    |  |  |  |  |  |  |  |  |  |  |  |  |  |
| HOUR TOTALS   |           |           |           |           |           |           |           |           |           |            |            |            |       |                    |  |  |  |  |  |  |  |  |  |  |  |  |  |
| TIME          | 1<br>SBRT | 2<br>SBTH | 3<br>SBLT | 4<br>WBRT | 5<br>WBTH | 6<br>WBLT | 7<br>NBRT | 8<br>NBTH | 9<br>NBLT | 10<br>EBRT | 11<br>EBTH | 12<br>EBLT | TOTAL |                    |  |  |  |  |  |  |  |  |  |  |  |  |  |
| 700-800       | 84        | 393       | 48        | 21        | 851       | 60        | 50        | 266       | 46        | 67         | 1049       | 22         | 2957  |                    |  |  |  |  |  |  |  |  |  |  |  |  |  |
| 715-815       | 100       | 534       | 59        | 20        | 1068      | 69        | 60        | 380       | 49        | 74         | 1171       | 28         | 3612  |                    |  |  |  |  |  |  |  |  |  |  |  |  |  |
| 730-830       | 110       | 618       | 78        | 20        | 1307      | 90        | 79        | 486       | 53        | 99         | 1234       | 32         | 4206  |                    |  |  |  |  |  |  |  |  |  |  |  |  |  |
| 745-845       | 105       | 688       | 95        | 23        | 1422      | 95        | 94        | 540       | 55        | 112        | 1303       | 30         | 4562  |                    |  |  |  |  |  |  |  |  |  |  |  |  |  |
| 800-900       | 104       | 690       | 110       | 23        | 1550      | 103       | 119       | 603       | 56        | 142        | 1356       | 30         | 4886  |                    |  |  |  |  |  |  |  |  |  |  |  |  |  |



| 15 MIN COUNTS |           |           |           |           |           |           |           |           |           |            |            |            |       | 4:00 PM TO 6:00 PM |  |  |  |  |  |  |  |  |  |  |  |  |  |
|---------------|-----------|-----------|-----------|-----------|-----------|-----------|-----------|-----------|-----------|------------|------------|------------|-------|--------------------|--|--|--|--|--|--|--|--|--|--|--|--|--|
| PERIOD        | 1<br>SBRT | 2<br>SBTH | 3<br>SBLT | 4<br>WBRT | 5<br>WBTH | 6<br>WBLT | 7<br>NBRT | 8<br>NBTH | 9<br>NBLT | 10<br>EBRT | 11<br>EBTH | 12<br>EBLT | TOTAL |                    |  |  |  |  |  |  |  |  |  |  |  |  |  |
| 400-415       | 22        | 167       | 5         | 14        | 322       | 19        | 21        | 151       | 13        | 22         | 298        | 19         | 1073  |                    |  |  |  |  |  |  |  |  |  |  |  |  |  |
| 415-430       | 10        | 170       | 11        | 26        | 339       | 14        | 37        | 165       | 22        | 27         | 321        | 29         | 1171  |                    |  |  |  |  |  |  |  |  |  |  |  |  |  |
| 430-445       | 11        | 147       | 29        | 24        | 313       | 27        | 26        | 189       | 18        | 36         | 278        | 18         | 1116  |                    |  |  |  |  |  |  |  |  |  |  |  |  |  |
| 445-500       | 19        | 158       | 22        | 33        | 294       | 23        | 42        | 169       | 13        | 31         | 316        | 16         | 1136  |                    |  |  |  |  |  |  |  |  |  |  |  |  |  |
| 500-515       | 25        | 136       | 15        | 43        | 334       | 28        | 42        | 166       | 12        | 45         | 312        | 13         | 1171  |                    |  |  |  |  |  |  |  |  |  |  |  |  |  |
| 515-530       | 13        | 166       | 15        | 31        | 297       | 29        | 39        | 194       | 14        | 52         | 341        | 23         | 1214  |                    |  |  |  |  |  |  |  |  |  |  |  |  |  |
| 530-545       | 18        | 141       | 16        | 19        | 304       | 34        | 25        | 184       | 5         | 41         | 304        | 19         | 1110  |                    |  |  |  |  |  |  |  |  |  |  |  |  |  |
| 545-600       | 21        | 107       | 20        | 15        | 220       | 45        | 21        | 158       | 6         | 32         | 273        | 29         | 947   |                    |  |  |  |  |  |  |  |  |  |  |  |  |  |
| HOUR TOTALS   |           |           |           |           |           |           |           |           |           |            |            |            |       |                    |  |  |  |  |  |  |  |  |  |  |  |  |  |
| TIME          | 1<br>SBRT | 2<br>SBTH | 3<br>SBLT | 4<br>WBRT | 5<br>WBTH | 6<br>WBLT | 7<br>NBRT | 8<br>NBTH | 9<br>NBLT | 10<br>EBRT | 11<br>EBTH | 12<br>EBLT | TOTAL |                    |  |  |  |  |  |  |  |  |  |  |  |  |  |
| 400-500       | 62        | 642       | 67        | 97        | 1268      | 83        | 126       | 674       | 66        | 116        | 1213       | 82         | 4496  |                    |  |  |  |  |  |  |  |  |  |  |  |  |  |
| 415-515       | 65        | 611       | 77        | 126       | 1280      | 92        | 147       | 689       | 65        | 139        | 1227       | 76         | 4594  |                    |  |  |  |  |  |  |  |  |  |  |  |  |  |
| 430-530       | 68        | 607       | 81        | 131       | 1238      | 107       | 149       | 718       | 57        | 164        | 1247       | 70         | 4637  |                    |  |  |  |  |  |  |  |  |  |  |  |  |  |
| 445-545       | 75        | 601       | 68        | 126       | 1229      | 114       | 148       | 713       | 44        | 169        | 1273       | 71         | 4631  |                    |  |  |  |  |  |  |  |  |  |  |  |  |  |
| 500-600       | 77        | 550       | 66        | 108       | 1155      | 136       | 127       | 702       | 37        | 170        | 1230       | 84         | 4442  |                    |  |  |  |  |  |  |  |  |  |  |  |  |  |





AXLE CLASSIFICATION TURNING MOVEMENT COUNT SUMMARY

CLIENT: ITERIS  
 PROJECT: LOS ANGELES TRAFFIC COUNTS  
 DATE: WEDNESDAY OCTOBER 29, 2008  
 PERIOD: 7:00 AM TO 10:00 AM  
 INTERSECTION: N/S WESTERN AVENUE  
 E/W 6TH STREET

| 15-MIN COUNTS | 1     |        |        |         |       | 2     |        |        |         |       | 3     |        |        |         |       | 4     |        |        |         |       |
|---------------|-------|--------|--------|---------|-------|-------|--------|--------|---------|-------|-------|--------|--------|---------|-------|-------|--------|--------|---------|-------|
|               | SBRT  |        |        |         |       | SBTH  |        |        |         |       | SBLT  |        |        |         |       | WBRT  |        |        |         |       |
|               | AUTOS | 2 AXLE | 3 AXLE | 4 +AXLE | TOTAL | AUTOS | 2 AXLE | 3 AXLE | 4 +AXLE | TOTAL | AUTOS | 2 AXLE | 3 AXLE | 4 +AXLE | TOTAL | AUTOS | 2 AXLE | 3 AXLE | 4 +AXLE | TOTAL |
| 700-715       | 25    | 1      | 0      | 1       | 27    | 190   | 12     | 4      | 0       | 206   | 0     | 0      | 0      | 0       | 0     | 5     | 1      | 0      | 0       | 6     |
| 715-730       | 27    | 0      | 0      | 0       | 27    | 195   | 10     | 1      | 0       | 206   | 0     | 0      | 0      | 0       | 0     | 4     | 2      | 0      | 0       | 7     |
| 730-745       | 22    | 1      | 0      | 0       | 23    | 191   | 8      | 1      | 0       | 200   | 0     | 0      | 0      | 0       | 0     | 17    | 0      | 0      | 0       | 17    |
| 745-800       | 19    | 0      | 0      | 0       | 19    | 231   | 5      | 1      | 4       | 241   | 0     | 0      | 0      | 0       | 0     | 10    | 0      | 0      | 0       | 10    |
| 800-815       | 29    | 0      | 0      | 0       | 29    | 230   | 10     | 3      | 0       | 243   | 1     | 0      | 0      | 0       | 1     | 11    | 0      | 0      | 0       | 11    |
| 815-830       | 26    | 1      | 0      | 0       | 27    | 256   | 10     | 4      | 2       | 272   | 0     | 0      | 0      | 0       | 0     | 12    | 2      | 0      | 0       | 14    |
| 830-845       | 19    | 0      | 0      | 0       | 19    | 248   | 11     | 3      | 0       | 262   | 0     | 0      | 0      | 0       | 0     | 15    | 0      | 0      | 0       | 15    |
| 845-900       | 26    | 0      | 0      | 0       | 26    | 226   | 5      | 2      | 1       | 234   | 0     | 0      | 0      | 0       | 0     | 16    | 1      | 0      | 0       | 17    |
| 900-915       | 12    | 0      | 0      | 0       | 12    | 227   | 4      | 1      | 0       | 232   | 0     | 0      | 0      | 0       | 0     | 18    | 1      | 0      | 0       | 19    |
| 915-930       | 23    | 0      | 0      | 0       | 23    | 213   | 8      | 2      | 2       | 225   | 0     | 0      | 0      | 0       | 0     | 20    | 2      | 0      | 0       | 22    |
| 930-945       | 24    | 1      | 0      | 0       | 25    | 218   | 6      | 1      | 1       | 226   | 1     | 0      | 0      | 0       | 1     | 16    | 1      | 0      | 0       | 17    |
| 945-1000      | 23    | 0      | 0      | 0       | 23    | 206   | 5      | 4      | 2       | 217   | 0     | 0      | 0      | 0       | 0     | 16    | 0      | 0      | 0       | 16    |

| HOUR TOTALS |     |   |   |   |     |     |    |    |   |      |   |   |   |   |   |    |   |   |   |    |
|-------------|-----|---|---|---|-----|-----|----|----|---|------|---|---|---|---|---|----|---|---|---|----|
| 700-800     | 93  | 2 | 0 | 1 | 96  | 807 | 35 | 7  | 4 | 853  | 0 | 0 | 0 | 0 | 0 | 36 | 3 | 0 | 0 | 40 |
| 715-815     | 97  | 1 | 0 | 0 | 98  | 847 | 33 | 6  | 4 | 890  | 1 | 0 | 0 | 0 | 1 | 42 | 2 | 0 | 0 | 45 |
| 730-830     | 96  | 2 | 0 | 0 | 98  | 908 | 33 | 9  | 6 | 956  | 1 | 0 | 0 | 0 | 1 | 50 | 2 | 0 | 0 | 52 |
| 745-845     | 93  | 1 | 0 | 0 | 94  | 965 | 36 | 11 | 6 | 1018 | 1 | 0 | 0 | 0 | 1 | 48 | 2 | 0 | 0 | 50 |
| 800-900     | 100 | 1 | 0 | 0 | 101 | 960 | 36 | 12 | 3 | 1011 | 1 | 0 | 0 | 0 | 1 | 54 | 3 | 0 | 0 | 57 |
| 815-915     | 83  | 1 | 0 | 0 | 84  | 957 | 30 | 10 | 3 | 1000 | 0 | 0 | 0 | 0 | 0 | 61 | 4 | 0 | 0 | 65 |
| 830-930     | 80  | 0 | 0 | 0 | 80  | 914 | 28 | 8  | 3 | 953  | 0 | 0 | 0 | 0 | 0 | 69 | 4 | 0 | 0 | 73 |
| 845-945     | 85  | 1 | 0 | 0 | 86  | 884 | 23 | 6  | 4 | 917  | 1 | 0 | 0 | 0 | 1 | 70 | 5 | 0 | 0 | 75 |
| 900-1000    | 82  | 1 | 0 | 0 | 83  | 864 | 23 | 8  | 5 | 900  | 1 | 0 | 0 | 0 | 1 | 70 | 4 | 0 | 0 | 74 |

| 15-MIN COUNTS | 5     |        |        |         |       | 6     |        |        |         |       | 7     |        |        |         |       | 8     |        |        |         |       |
|---------------|-------|--------|--------|---------|-------|-------|--------|--------|---------|-------|-------|--------|--------|---------|-------|-------|--------|--------|---------|-------|
|               | WBTH  |        |        |         |       | WBLT  |        |        |         |       | NBRT  |        |        |         |       | NBTH  |        |        |         |       |
|               | AUTOS | 2 AXLE | 3 AXLE | 4 +AXLE | TOTAL | AUTOS | 2 AXLE | 3 AXLE | 4 +AXLE | TOTAL | AUTOS | 2 AXLE | 3 AXLE | 4 +AXLE | TOTAL | AUTOS | 2 AXLE | 3 AXLE | 4 +AXLE | TOTAL |
| 700-715       | 194   | 4      | 0      | 0       | 198   | 0     | 0      | 0      | 0       | 0     | 10    | 2      | 0      | 0       | 12    | 172   | 17     | 1      | 0       | 190   |
| 715-730       | 224   | 1      | 0      | 0       | 225   | 0     | 1      | 0      | 0       | 1     | 12    | 2      | 0      | 0       | 14    | 201   | 7      | 1      | 0       | 211   |
| 730-745       | 292   | 0      | 0      | 0       | 292   | 0     | 0      | 0      | 0       | 0     | 8     | 0      | 0      | 0       | 8     | 216   | 8      | 2      | 1       | 227   |
| 745-800       | 248   | 1      | 0      | 0       | 249   | 0     | 0      | 0      | 0       | 0     | 12    | 1      | 0      | 0       | 13    | 178   | 5      | 4      | 0       | 187   |
| 800-815       | 224   | 1      | 0      | 0       | 225   | 0     | 0      | 0      | 0       | 0     | 12    | 3      | 2      | 0       | 17    | 206   | 5      | 2      | 1       | 214   |
| 815-830       | 216   | 1      | 0      | 0       | 217   | 0     | 0      | 0      | 0       | 0     | 12    | 2      | 0      | 0       | 14    | 229   | 11     | 1      | 1       | 242   |
| 830-845       | 234   | 2      | 1      | 0       | 237   | 0     | 0      | 0      | 0       | 0     | 6     | 2      | 0      | 0       | 8     | 191   | 12     | 2      | 0       | 205   |
| 845-900       | 218   | 2      | 0      | 0       | 220   | 0     | 0      | 0      | 0       | 0     | 9     | 2      | 0      | 0       | 11    | 236   | 2      | 2      | 2       | 242   |
| 900-915       | 168   | 3      | 0      | 0       | 171   | 2     | 0      | 0      | 0       | 2     | 17    | 4      | 0      | 1       | 22    | 205   | 8      | 2      | 0       | 215   |
| 915-930       | 173   | 4      | 0      | 0       | 177   | 4     | 0      | 0      | 0       | 4     | 14    | 3      | 0      | 0       | 17    | 167   | 7      | 2      | 1       | 177   |
| 930-945       | 139   | 2      | 0      | 0       | 141   | 7     | 0      | 0      | 0       | 7     | 17    | 2      | 0      | 0       | 19    | 145   | 4      | 0      | 3       | 152   |
| 945-1000      | 156   | 12     | 0      | 0       | 168   | 5     | 0      | 0      | 0       | 5     | 14    | 2      | 0      | 0       | 16    | 166   | 0      | 1      | 1       | 168   |

| HOUR TOTALS |     |    |   |   |     |    |   |   |   |    |    |    |   |   |    |     |    |   |   |     |
|-------------|-----|----|---|---|-----|----|---|---|---|----|----|----|---|---|----|-----|----|---|---|-----|
| 700-800     | 958 | 6  | 0 | 0 | 964 | 0  | 1 | 0 | 0 | 1  | 42 | 5  | 0 | 0 | 47 | 767 | 37 | 8 | 3 | 815 |
| 715-815     | 988 | 3  | 0 | 0 | 991 | 0  | 1 | 0 | 0 | 1  | 44 | 6  | 2 | 0 | 52 | 801 | 25 | 9 | 4 | 839 |
| 730-830     | 980 | 3  | 0 | 0 | 983 | 0  | 0 | 0 | 0 | 0  | 44 | 6  | 2 | 0 | 52 | 829 | 29 | 9 | 3 | 870 |
| 745-845     | 922 | 5  | 1 | 0 | 928 | 0  | 0 | 0 | 0 | 0  | 42 | 8  | 2 | 0 | 52 | 804 | 33 | 9 | 2 | 848 |
| 800-900     | 892 | 6  | 1 | 0 | 899 | 0  | 0 | 0 | 0 | 0  | 39 | 9  | 2 | 0 | 50 | 862 | 30 | 7 | 4 | 903 |
| 815-915     | 836 | 8  | 1 | 0 | 845 | 2  | 0 | 0 | 0 | 2  | 44 | 10 | 0 | 1 | 55 | 861 | 33 | 7 | 3 | 904 |
| 830-930     | 793 | 11 | 1 | 0 | 805 | 6  | 0 | 0 | 0 | 6  | 46 | 11 | 0 | 1 | 58 | 799 | 29 | 8 | 3 | 839 |
| 845-945     | 698 | 11 | 0 | 0 | 709 | 13 | 0 | 0 | 0 | 13 | 57 | 11 | 0 | 1 | 69 | 753 | 21 | 6 | 6 | 786 |
| 900-1000    | 636 | 21 | 0 | 0 | 657 | 18 | 0 | 0 | 0 | 18 | 62 | 11 | 0 | 1 | 74 | 683 | 19 | 5 | 5 | 712 |

A.M. PEAK HOUR  
 800-900  
 Peak Hour 15-min  
 3915 992  
 PHF = 0.99

| 15-MIN COUNTS | 9     |        |        |         |       | 10    |        |        |         |       | 11    |        |        |         |       | 12    |        |        |         |       |
|---------------|-------|--------|--------|---------|-------|-------|--------|--------|---------|-------|-------|--------|--------|---------|-------|-------|--------|--------|---------|-------|
|               | NBLT  |        |        |         |       | EBRT  |        |        |         |       | EBTH  |        |        |         |       | EBLT  |        |        |         |       |
|               | AUTOS | 2 AXLE | 3 AXLE | 4 +AXLE | TOTAL | AUTOS | 2 AXLE | 3 AXLE | 4 +AXLE | TOTAL | AUTOS | 2 AXLE | 3 AXLE | 4 +AXLE | TOTAL | AUTOS | 2 AXLE | 3 AXLE | 4 +AXLE | TOTAL |
| 700-715       | 0     | 0      | 2      | 0       | 2     | 13    | 0      | 2      | 0       | 15    | 127   | 3      | 2      | 0       | 132   | 0     | 0      | 0      | 0       | 0     |
| 715-730       | 0     | 0      | 1      | 0       | 1     | 15    | 0      | 2      | 0       | 17    | 169   | 2      | 0      | 0       | 171   | 0     | 0      | 0      | 0       | 0     |
| 730-745       | 0     | 0      | 0      | 0       | 0     | 12    | 1      | 2      | 0       | 15    | 204   | 0      | 0      | 0       | 204   | 0     | 0      | 0      | 0       | 0     |
| 745-800       | 0     | 0      | 0      | 0       | 0     | 8     | 0      | 0      | 0       | 8     | 226   | 3      | 0      | 0       | 229   | 0     | 0      | 0      | 0       | 0     |
| 800-815       | 0     | 0      | 2      | 0       | 2     | 29    | 0      | 2      | 0       | 31    | 200   | 0      | 0      | 1       | 201   | 0     | 0      | 0      | 0       | 0     |
| 815-830       | 0     | 0      | 2      | 0       | 2     | 5     | 0      | 1      | 0       | 6     | 190   | 4      | 0      | 0       | 194   | 0     | 0      | 0      | 0       | 0     |
| 830-845       | 0     | 0      | 0      | 0       | 0     | 10    | 0      | 1      | 0       | 11    | 204   | 0      | 0      | 0       | 204   | 0     | 0      | 0      | 0       | 0     |
| 845-900       | 0     | 0      | 0      | 0       | 0     | 11    | 0      | 0      | 0       | 11    | 229   | 2      | 0      | 0       | 231   | 0     | 0      | 0      | 0       | 0     |
| 900-915       | 0     | 0      | 0      | 0       | 0     | 12    | 0      | 0      | 0       | 12    | 219   | 0      | 0      | 0       | 219   | 0     | 0      | 0      | 0       | 0     |
| 915-930       | 0     | 0      | 1      | 0       | 1     | 8     | 0      | 0      | 0       | 8     | 189   | 1      | 0      | 0       | 190   | 4     | 0      | 0      | 0       | 4     |
| 930-945       | 0     | 0      | 1      | 0       | 1     | 11    | 0      | 1      | 0       | 12    | 161   | 0      | 1      | 0       | 162   | 4     | 0      | 0      | 0       | 4     |
| 945-1000      | 0     | 0      | 1      | 0       | 1     | 4     | 0      | 1      | 0       | 5     | 138   | 0      | 0      | 0       | 138   | 9     | 0      | 0      | 0       | 9     |

| HOUR TOTALS |   |   |   |   |   |    |   |   |   |    |     |   |   |   |     |    |   |   |   |    |
|-------------|---|---|---|---|---|----|---|---|---|----|-----|---|---|---|-----|----|---|---|---|----|
| 700-800     | 0 | 0 | 3 | 0 | 3 | 48 | 1 | 6 | 0 | 55 | 726 | 8 | 2 | 0 | 736 | 0  | 0 | 0 | 0 | 0  |
| 715-815     | 0 | 0 | 3 | 0 | 3 | 64 | 1 | 6 | 0 | 71 | 799 | 5 | 0 | 1 | 805 | 0  | 0 | 0 | 0 | 0  |
| 730-830     | 0 | 0 | 4 | 0 | 4 | 54 | 1 | 5 | 0 | 60 | 820 | 7 | 0 | 1 | 828 | 0  | 0 | 0 | 0 | 0  |
| 745-845     | 0 | 0 | 4 | 0 | 4 | 52 | 0 | 4 | 0 | 56 | 820 | 7 | 0 | 1 | 828 | 0  | 0 | 0 | 0 | 0  |
| 800-900     | 0 | 0 | 4 | 0 | 4 | 55 | 0 | 4 | 0 | 59 | 823 | 6 | 0 | 1 | 830 | 0  | 0 | 0 | 0 | 0  |
| 815-915     | 0 | 0 | 2 | 0 | 2 | 38 | 0 | 2 | 0 | 40 | 842 | 6 | 0 | 0 | 848 | 0  | 0 | 0 | 0 | 0  |
| 830-930     | 0 | 0 | 1 | 0 | 1 | 41 | 0 | 1 | 0 | 42 | 841 | 3 | 0 | 0 | 844 | 4  | 0 | 0 | 0 | 4  |
| 845-945     | 0 | 0 | 2 | 0 | 2 | 42 | 0 | 1 | 0 | 43 | 798 | 3 | 1 | 0 | 802 | 8  | 0 | 0 | 0 | 8  |
| 900-1000    | 0 | 0 | 3 | 0 | 3 | 35 | 0 | 2 | 0 | 37 | 707 | 1 | 1 | 0 | 709 | 17 | 0 | 0 | 0 | 17 |

| TOTALS   |       |        |        |         |       |
|----------|-------|--------|--------|---------|-------|
|          | AUTOS | 2 AXLE | 3 AXLE | 4 +AXLE | TOTAL |
| 700-715  | 736   | 40     | 11     | 1       | 788   |
| 715-730  | 847   | 25     | 5      | 2       | 880   |
| 730-745  | 962   | 18     | 5      | 1       | 986   |
| 745-800  | 932   | 15     | 5      | 4       | 956   |
| 800-815  | 942   | 19     | 11     | 2       | 974   |
| 815-830  | 946   | 31     | 8      | 3       | 988   |
| 830-845  | 927   | 27     | 7      | 0       | 961   |
| 845-900  | 971   | 14     | 4      | 3       | 992   |
| 900-915  | 880   | 20     | 3      | 1       | 904   |
| 915-930  | 815   | 25     | 5      | 3       | 848   |
| 930-945  | 743   | 16     | 4      | 4       | 767   |
| 945-1000 | 737   | 19     | 7      | 3       | 766   |
| 700-800  | 3477  | 98     | 26     | 8       | 3610  |
| 715-815  | 3683  | 77     | 26     | 9       | 3796  |
| 730-830  | 3782  | 83     | 29     | 10      | 3904  |
| 745-845  | 3747  | 92     | 31     | 9       | 3879  |
| 800-900  | 3786  | 91     | 30     | 8       | 3915  |
| 815-915  | 3724  | 92     | 22     | 7       | 3845  |
| 830-930  | 3593  | 86     | 19     | 7       | 3705  |
| 845-945  | 3409  | 75     | 16     | 11      | 3511  |
| 900-1000 | 3175  | 80     | 19     | 11      | 3285  |

**AXLE CLASSIFICATION TURNING MOVEMENT COUNT SUMMARY**

CLIENT: ITERIS  
 PROJECT: LOS ANGELES TRAFFIC COUNTS  
 DATE: WEDNESDAY OCTOBER 29, 2008  
 PERIOD: 4:00 PM TO 7:00 PM  
 INTERSECTION: N/S WESTERN AVENUE  
 E/W 6TH STREET

| 15-MIN COUNTS        | 1 SBRT |        |        |         |       | 2 SBTH  |        |        |         |       | 3 SBLT  |        |        |         |       | 4 WBRT  |        |        |         |       |        |        |        |         |       |
|----------------------|--------|--------|--------|---------|-------|---------|--------|--------|---------|-------|---------|--------|--------|---------|-------|---------|--------|--------|---------|-------|--------|--------|--------|---------|-------|
|                      | AUTOS  | 2 AXLE | 3 AXLE | 4 +AXLE | TOTAL | AUTOS   | 2 AXLE | 3 AXLE | 4 +AXLE | TOTAL | AUTOS   | 2 AXLE | 3 AXLE | 4 +AXLE | TOTAL | AUTOS   | 2 AXLE | 3 AXLE | 4 +AXLE | TOTAL |        |        |        |         |       |
| 400-415              | 19     | 1      | 0      | 0       | 20    | 233     | 12     | 1      | 1       | 247   | 0       | 0      | 0      | 0       | 0     | 28      | 0      | 0      | 0       | 0     | 28     |        |        |         |       |
| 415-430              | 21     | 0      | 0      | 0       | 21    | 242     | 18     | 1      | 0       | 261   | 0       | 0      | 0      | 0       | 0     | 17      | 0      | 0      | 0       | 0     | 17     |        |        |         |       |
| 430-445              | 21     | 0      | 0      | 0       | 21    | 219     | 16     | 2      | 0       | 237   | 3       | 0      | 0      | 0       | 3     | 21      | 0      | 0      | 0       | 0     | 21     |        |        |         |       |
| 445-500              | 31     | 0      | 0      | 0       | 31    | 246     | 13     | 4      | 0       | 263   | 0       | 0      | 0      | 0       | 0     | 35      | 0      | 0      | 0       | 0     | 35     |        |        |         |       |
| 500-515              | 28     | 2      | 0      | 0       | 30    | 242     | 8      | 4      | 0       | 254   | 2       | 0      | 0      | 0       | 2     | 24      | 0      | 0      | 0       | 0     | 24     |        |        |         |       |
| 515-530              | 22     | 0      | 0      | 0       | 22    | 288     | 13     | 3      | 0       | 304   | 1       | 0      | 0      | 0       | 1     | 28      | 0      | 0      | 0       | 0     | 28     |        |        |         |       |
| 530-545              | 28     | 0      | 0      | 0       | 28    | 283     | 7      | 2      | 0       | 292   | 0       | 0      | 0      | 0       | 0     | 38      | 0      | 0      | 0       | 0     | 38     |        |        |         |       |
| 545-600              | 22     | 2      | 0      | 0       | 24    | 265     | 4      | 1      | 0       | 270   | 1       | 0      | 0      | 0       | 1     | 31      | 0      | 0      | 0       | 0     | 31     |        |        |         |       |
| 600-615              | 30     | 0      | 0      | 0       | 30    | 309     | 8      | 2      | 0       | 319   | 0       | 0      | 0      | 0       | 0     | 26      | 0      | 0      | 0       | 0     | 26     |        |        |         |       |
| 615-630              | 21     | 0      | 0      | 0       | 21    | 292     | 4      | 2      | 0       | 298   | 1       | 0      | 0      | 0       | 1     | 32      | 0      | 0      | 0       | 0     | 32     |        |        |         |       |
| 630-645              | 18     | 0      | 0      | 0       | 18    | 276     | 1      | 2      | 0       | 279   | 0       | 0      | 0      | 0       | 0     | 38      | 0      | 0      | 0       | 0     | 38     |        |        |         |       |
| 645-700              | 13     | 0      | 0      | 0       | 13    | 244     | 6      | 1      | 1       | 252   | 0       | 0      | 0      | 0       | 0     | 28      | 0      | 0      | 0       | 0     | 28     |        |        |         |       |
| <b>HOURLY TOTALS</b> |        |        |        |         |       |         |        |        |         |       |         |        |        |         |       |         |        |        |         |       |        |        |        |         |       |
| 400-500              | 92     | 1      | 0      | 0       | 93    | 940     | 59     | 8      | 1       | 1008  | 3       | 0      | 0      | 0       | 3     | 101     | 0      | 0      | 0       | 0     | 101    |        |        |         |       |
| 415-515              | 101    | 2      | 0      | 0       | 103   | 949     | 55     | 11     | 0       | 1015  | 5       | 0      | 0      | 0       | 5     | 97      | 0      | 0      | 0       | 0     | 97     |        |        |         |       |
| 430-530              | 102    | 2      | 0      | 0       | 104   | 995     | 50     | 13     | 0       | 1058  | 6       | 0      | 0      | 0       | 6     | 108     | 0      | 0      | 0       | 0     | 108    |        |        |         |       |
| 445-545              | 109    | 2      | 0      | 0       | 111   | 1059    | 41     | 13     | 0       | 1113  | 3       | 0      | 0      | 0       | 3     | 125     | 0      | 0      | 0       | 0     | 125    |        |        |         |       |
| 500-600              | 100    | 4      | 0      | 0       | 104   | 1078    | 32     | 10     | 0       | 1120  | 4       | 0      | 0      | 0       | 4     | 121     | 0      | 0      | 0       | 0     | 121    |        |        |         |       |
| 515-615              | 102    | 2      | 0      | 0       | 104   | 1145    | 32     | 8      | 0       | 1185  | 2       | 0      | 0      | 0       | 2     | 123     | 0      | 0      | 0       | 0     | 123    |        |        |         |       |
| 530-630              | 101    | 2      | 0      | 0       | 103   | 1149    | 23     | 7      | 0       | 1179  | 2       | 0      | 0      | 0       | 2     | 127     | 0      | 0      | 0       | 0     | 127    |        |        |         |       |
| 545-645              | 91     | 2      | 0      | 0       | 93    | 1142    | 17     | 7      | 0       | 1166  | 2       | 0      | 0      | 0       | 2     | 127     | 0      | 0      | 0       | 0     | 127    |        |        |         |       |
| 600-700              | 82     | 0      | 0      | 0       | 82    | 1121    | 19     | 7      | 1       | 1148  | 1       | 0      | 0      | 0       | 1     | 124     | 0      | 0      | 0       | 0     | 124    |        |        |         |       |
| 15-MIN COUNTS        | 5 WBTH |        |        |         |       | 6 WBLT  |        |        |         |       | 7 NBRT  |        |        |         |       | 8 NBTH  |        |        |         |       |        |        |        |         |       |
|                      | AUTOS  | 2 AXLE | 3 AXLE | 4 +AXLE | TOTAL | AUTOS   | 2 AXLE | 3 AXLE | 4 +AXLE | TOTAL | AUTOS   | 2 AXLE | 3 AXLE | 4 +AXLE | TOTAL | AUTOS   | 2 AXLE | 3 AXLE | 4 +AXLE | TOTAL |        |        |        |         |       |
| 400-415              | 183    | 0      | 0      | 0       | 183   | 0       | 1      | 1      | 0       | 2     | 23      | 1      | 0      | 0       | 24    | 216     | 13     | 0      | 1       | 230   |        |        |        |         |       |
| 415-430              | 179    | 0      | 0      | 0       | 179   | 0       | 0      | 0      | 0       | 0     | 21      | 2      | 0      | 0       | 23    | 239     | 11     | 2      | 0       | 252   |        |        |        |         |       |
| 430-445              | 206    | 0      | 0      | 0       | 206   | 3       | 0      | 0      | 0       | 3     | 12      | 2      | 0      | 0       | 14    | 203     | 4      | 1      | 0       | 208   |        |        |        |         |       |
| 445-500              | 235    | 0      | 0      | 0       | 235   | 0       | 0      | 0      | 0       | 0     | 21      | 2      | 0      | 0       | 23    | 208     | 5      | 1      | 0       | 214   |        |        |        |         |       |
| 500-515              | 221    | 0      | 0      | 0       | 221   | 0       | 0      | 0      | 0       | 0     | 29      | 1      | 0      | 1       | 31    | 200     | 8      | 2      | 1       | 211   |        |        |        |         |       |
| 515-530              | 241    | 1      | 1      | 0       | 243   | 0       | 0      | 0      | 0       | 0     | 22      | 1      | 0      | 0       | 23    | 204     | 5      | 2      | 0       | 211   |        |        |        |         |       |
| 530-545              | 246    | 6      | 0      | 0       | 252   | 0       | 0      | 0      | 0       | 0     | 19      | 2      | 0      | 0       | 21    | 271     | 10     | 3      | 0       | 284   |        |        |        |         |       |
| 545-600              | 263    | 12     | 0      | 0       | 275   | 0       | 0      | 0      | 0       | 0     | 22      | 2      | 0      | 1       | 25    | 254     | 1      | 1      | 1       | 257   |        |        |        |         |       |
| 600-615              | 226    | 13     | 0      | 0       | 239   | 0       | 0      | 0      | 0       | 0     | 22      | 2      | 0      | 0       | 24    | 230     | 9      | 3      | 1       | 243   |        |        |        |         |       |
| 615-630              | 247    | 0      | 0      | 0       | 247   | 0       | 0      | 0      | 0       | 0     | 24      | 2      | 0      | 1       | 27    | 245     | 3      | 1      | 0       | 249   |        |        |        |         |       |
| 630-645              | 226    | 0      | 0      | 0       | 226   | 0       | 0      | 0      | 0       | 0     | 26      | 1      | 0      | 0       | 27    | 200     | 7      | 2      | 0       | 209   |        |        |        |         |       |
| 645-700              | 188    | 0      | 0      | 0       | 188   | 0       | 0      | 0      | 0       | 0     | 17      | 3      | 0      | 0       | 20    | 204     | 1      | 1      | 1       | 207   |        |        |        |         |       |
| <b>HOURLY TOTALS</b> |        |        |        |         |       |         |        |        |         |       |         |        |        |         |       |         |        |        |         |       |        |        |        |         |       |
| 400-500              | 803    | 0      | 0      | 0       | 803   | 3       | 1      | 1      | 0       | 5     | 77      | 7      | 0      | 0       | 84    | 866     | 33     | 4      | 1       | 904   |        |        |        |         |       |
| 415-515              | 841    | 0      | 0      | 0       | 841   | 3       | 0      | 0      | 0       | 3     | 83      | 7      | 0      | 1       | 91    | 850     | 28     | 6      | 1       | 885   |        |        |        |         |       |
| 430-530              | 903    | 1      | 1      | 0       | 905   | 3       | 0      | 0      | 0       | 3     | 84      | 6      | 0      | 1       | 91    | 815     | 22     | 6      | 1       | 844   |        |        |        |         |       |
| 445-545              | 943    | 7      | 1      | 0       | 951   | 0       | 0      | 0      | 0       | 0     | 91      | 6      | 0      | 1       | 98    | 883     | 28     | 8      | 1       | 920   |        |        |        |         |       |
| 500-600              | 971    | 19     | 1      | 0       | 991   | 0       | 0      | 0      | 0       | 0     | 92      | 6      | 0      | 2       | 100   | 929     | 24     | 8      | 2       | 963   |        |        |        |         |       |
| 515-615              | 976    | 32     | 1      | 0       | 1009  | 0       | 0      | 0      | 0       | 0     | 85      | 7      | 0      | 1       | 93    | 959     | 25     | 9      | 2       | 995   |        |        |        |         |       |
| 530-630              | 982    | 31     | 0      | 0       | 1013  | 0       | 0      | 0      | 0       | 0     | 87      | 8      | 0      | 2       | 97    | 1000    | 23     | 8      | 2       | 1033  |        |        |        |         |       |
| 545-645              | 962    | 25     | 0      | 0       | 987   | 0       | 0      | 0      | 0       | 0     | 94      | 7      | 0      | 2       | 103   | 929     | 20     | 7      | 2       | 958   |        |        |        |         |       |
| 600-700              | 887    | 13     | 0      | 0       | 900   | 0       | 0      | 0      | 0       | 0     | 89      | 8      | 0      | 1       | 98    | 879     | 20     | 7      | 2       | 908   |        |        |        |         |       |
| 15-MIN COUNTS        | 9 NBLT |        |        |         |       | 10 EBRT |        |        |         |       | 11 EBTH |        |        |         |       | 12 EBLT |        |        |         |       | TOTALS |        |        |         |       |
|                      | AUTOS  | 2 AXLE | 3 AXLE | 4 +AXLE | TOTAL | AUTOS   | 2 AXLE | 3 AXLE | 4 +AXLE | TOTAL | AUTOS   | 2 AXLE | 3 AXLE | 4 +AXLE | TOTAL | AUTOS   | 2 AXLE | 3 AXLE | 4 +AXLE | TOTAL | AUTOS  | 2 AXLE | 3 AXLE | 4 +AXLE | TOTAL |
| 400-415              | 1      | 0      | 1      | 0       | 2     | 8       | 0      | 1      | 0       | 9     | 189     | 2      | 1      | 0       | 192   | 0       | 0      | 0      | 0       | 0     | 900    | 30     | 5      | 2       | 937   |
| 415-430              | 0      | 0      | 1      | 0       | 1     | 10      | 0      | 0      | 0       | 10    | 202     | 4      | 0      | 0       | 206   | 1       | 0      | 0      | 0       | 1     | 932    | 35     | 4      | 0       | 971   |
| 430-445              | 0      | 0      | 1      | 0       | 1     | 8       | 0      | 0      | 0       | 8     | 198     | 0      | 0      | 0       | 198   | 0       | 0      | 0      | 0       | 0     | 894    | 22     | 4      | 0       | 920   |
| 445-500              | 0      | 0      | 2      | 0       | 2     | 14      | 0      | 1      | 0       | 15    | 204     | 1      | 0      | 0       | 205   | 1       | 0      | 0      | 0       | 1     | 995    | 21     | 8      | 0       | 1024  |
| 500-515              | 0      | 0      | 1      | 0       | 1     | 15      | 0      | 1      | 0       | 16    | 225     | 6      | 0      | 0       | 231   | 0       | 0      | 0      | 0       | 0     | 986    | 25     | 8      | 2       | 1021  |
| 515-530              | 0      | 0      | 1      | 0       | 1     | 10      | 0      | 0      | 0       | 10    | 241     | 0      | 0      | 0       | 241   | 0       | 0      | 0      | 0       | 0     | 1057   | 20     | 7      | 0       | 1084  |
| 530-545              | 0      | 0      | 2      | 0       | 2     | 14      | 0      | 1      | 0       | 15    | 276     | 0      | 0      | 0       | 276   | 0       | 0      | 0      | 0       | 0     | 1175   | 25     | 8      | 0       | 1208  |
| 545-600              | 0      | 0      | 1      | 0       | 1     | 18      | 1      | 2      | 0       | 21    | 236     | 4      | 1      | 1       | 242   | 0       | 0      | 0      | 0       | 0     | 1112   | 26     | 6      | 3       | 1147  |
| 600-615              | 0      | 0      | 0      | 0       | 0     | 15      | 0      | 0      | 0       | 15    | 214     | 0      | 0      | 3       | 217   | 0       | 0      | 0      | 0       | 0     | 1072   | 32     | 5      | 4       | 1113  |
| 615-630              | 0      | 0      | 2      | 0       | 2     | 24      | 0      | 0      | 0       | 24    | 247     | 1      | 0      | 0       | 248   | 0       | 0      | 0      | 0       | 0     | 1133   | 10     | 5      | 1       | 1149  |
| 630-645              | 0      | 0      | 2      | 0       | 2     | 16      | 0      | 3      | 0       | 19    | 265     | 3      | 0      | 1       | 269   | 0       | 0      | 0      | 0       | 0     | 1065   | 12     | 9      | 1       | 1087  |
| 645-700              | 0      | 0      | 1      | 0       | 1     | 17      | 0      | 1      | 0       | 18    | 222     | 4      | 1      | 0       | 227   | 0       | 0      | 0      | 0       | 0     | 933    | 14     | 5      | 2       | 954   |
| <b>HOURLY TOTALS</b> |        |        |        |         |       |         |        |        |         |       |         |        |        |         |       |         |        |        |         |       |        |        |        |         |       |
| 400-500              | 1      | 0      | 5      | 0       | 6     | 40      | 0      | 2      | 0       | 42    | 793     | 7      | 1      | 0       | 801   | 2       | 0      | 0      | 0       | 2     | 3721   | 108    | 21     | 2       | 3852  |
| 415-515              | 0      | 0      | 5      | 0       | 5     | 47      | 0      | 2      | 0       | 49    | 829     | 11     | 0      | 0       | 840   | 2       | 0      | 0      | 0       | 2     | 3807   | 103    | 24     | 2       | 3936  |
| 430-530              | 0      | 0      | 5      | 0       | 5     | 47      | 0      | 2      | 0       | 49    | 868     | 7      | 0      | 0       | 875   | 1       | 0      | 0      | 0       | 1     | 3932   | 88     | 27     | 2       | 4049  |
| 445-545              | 0      | 0      | 6      | 0       | 6     | 53      | 0      | 3      | 0       | 56    | 946     | 7      | 0      | 0       | 953   | 1       | 0      | 0      | 0       | 1     | 4213   | 91     | 31     | 2       | 4337  |
| 500-600              | 0      | 0      | 5      | 0       | 5     | 57      | 1      | 4      | 0       | 62    | 978     | 10     | 1      | 1       | 990   | 0       | 0      | 0      | 0       | 0     | 4330   | 96     | 29     | 5       | 4460  |
| 515-615              | 0      | 0      | 4      | 0       | 4     | 57      | 1      | 3      | 0       | 61    | 967     | 4      | 1      | 4       | 976   | 0       | 0      | 0      | 0       | 0     | 4416   | 103    | 26     | 7       | 4552  |
| 530-630              | 0      | 0      | 5      | 0       | 5     | 71      | 1      | 3      | 0       | 75    | 973     | 5      | 1      | 4       | 983   | 0       | 0      | 0      | 0       | 0     | 4492   | 93     | 24     | 8       | 4617  |
| 545-645              | 0      | 0      | 5      | 0       | 5     | 73      | 1      | 5      | 0       | 79    | 962     | 8      | 1      | 5       | 976   | 0       | 0      | 0      | 0       | 0     | 4382   | 80     | 25     | 9       | 4496  |
| 600-700              | 0      | 0      | 5      | 0       | 5     | 72      | 0      | 4      | 0       | 76    | 948     | 8      | 1      | 4       | 961   | 0       | 0      | 0      | 0       | 0     | 4203   | 68     | 24     | 8       | 4303  |

P.M. PEAK HOUR  
 530-630  
 Peak Hour 15-min  
 4617 1208  
 PHF = 0.96



City Of Los Angeles  
 Department Of Transportation  
**MANUAL TRAFFIC COUNT SUMMARY**

STREET:

North/South WESTERN AV

East/West WILSHIRE BL

Day: THURSDAY Date: November 6, 2008 Weather: SUNNY

Hours: 7-10AM 3-6PM Chekrs: YOUNG

School Day: YES District: HOLLYWOOD I/S CODE 42668

|                     | <u>N/B</u> | <u>S/B</u> | <u>E/B</u> | <u>W/B</u> |
|---------------------|------------|------------|------------|------------|
| <b>DUAL-WHEELED</b> | 163        | 164        | 53         | 75         |
| <b>BIKES</b>        | 13         | 14         | 12         | 3          |
| <b>BUSES</b>        | 117        | 142        | 144        | 256        |

|                     | <u>N/B TIME</u> |      | <u>S/B TIME</u> |      | <u>E/B TIME</u> |      | <u>W/B TIME</u> |      |
|---------------------|-----------------|------|-----------------|------|-----------------|------|-----------------|------|
| <i>AM PK 15 MIN</i> | 292             | 7.30 | 276             | 8.30 | 315             | 8.00 | 378             | 7.30 |
| <i>PM PK 15 MIN</i> | 400             | 4.30 | 262             | 5.15 | 307             | 4.45 | 369             | 5.15 |
| <i>AM PK HOUR</i>   | 1099            | 7.00 | 1056            | 8.30 | 1104            | 7.45 | 1408            | 7.15 |
| <i>PM PK HOUR</i>   | 1390            | 5.00 | 1009            | 4.30 | 1067            | 4.30 | 1456            | 5.00 |

**NORTHBOUND Approach**

| Hours        | Lt         | Th          | Rt         | Total       |
|--------------|------------|-------------|------------|-------------|
| 7-8          | 89         | 928         | 82         | 1099        |
| 8-9          | 78         | 759         | 96         | 933         |
| 9-10         | 76         | 686         | 142        | 904         |
| 3-4          | 73         | 951         | 125        | 1149        |
| 4-5          | 100        | 1059        | 132        | 1291        |
| 5-6          | 90         | 1198        | 102        | 1390        |
| <b>TOTAL</b> | <b>506</b> | <b>5581</b> | <b>679</b> | <b>6766</b> |

**SOUTHBOUND Approach**

| Hours        | Lt         | Th          | Rt         | Total       |
|--------------|------------|-------------|------------|-------------|
| 7-8          | 73         | 697         | 74         | 844         |
| 8-9          | 119        | 826         | 84         | 1029        |
| 9-10         | 131        | 756         | 99         | 986         |
| 3-4          | 97         | 744         | 62         | 903         |
| 4-5          | 105        | 836         | 64         | 1005        |
| 5-6          | 105        | 832         | 64         | 1001        |
| <b>TOTAL</b> | <b>630</b> | <b>4691</b> | <b>447</b> | <b>5768</b> |

**TOTAL**

**XING S/L**

**XING N/L**

| N-S          | Ped         | Sch        | Ped         | Sch      |
|--------------|-------------|------------|-------------|----------|
| 1943         | 234         | 4          | 478         | 0        |
| 1962         | 307         | 3          | 509         | 0        |
| 1890         | 321         | 107        | 444         | 0        |
| 2052         | 459         | 52         | 422         | 0        |
| 2296         | 685         | 24         | 690         | 0        |
| 2391         | 876         | 13         | 834         | 0        |
| <b>12534</b> | <b>2882</b> | <b>203</b> | <b>3377</b> | <b>0</b> |

**EASTBOUND Approach**

| Hours        | Lt         | Th          | Rt         | Total       |
|--------------|------------|-------------|------------|-------------|
| 7-8          | 48         | 627         | 35         | 710         |
| 8-9          | 61         | 937         | 33         | 1031        |
| 9-10         | 39         | 617         | 28         | 684         |
| 3-4          | 80         | 738         | 61         | 879         |
| 4-5          | 78         | 871         | 86         | 1035        |
| 5-6          | 48         | 754         | 58         | 860         |
| <b>TOTAL</b> | <b>354</b> | <b>4544</b> | <b>301</b> | <b>5199</b> |

**WESTBOUND Approach**

| Hours        | Lt         | Th          | Rt         | Total       |
|--------------|------------|-------------|------------|-------------|
| 7-8          | 69         | 1237        | 42         | 1348        |
| 8-9          | 71         | 1124        | 42         | 1237        |
| 9-10         | 102        | 985         | 45         | 1132        |
| 3-4          | 114        | 855         | 83         | 1052        |
| 4-5          | 112        | 1045        | 69         | 1226        |
| 5-6          | 154        | 1199        | 103        | 1456        |
| <b>TOTAL</b> | <b>622</b> | <b>6445</b> | <b>384</b> | <b>7451</b> |

**TOTAL**

**XING W/L**

**XING E/L**

| E-W          | Ped        | Sch       | Ped         | Sch       |
|--------------|------------|-----------|-------------|-----------|
| 2058         | 104        | 0         | 329         | 5         |
| 2268         | 64         | 0         | 319         | 0         |
| 1816         | 41         | 0         | 213         | 45        |
| 1931         | 98         | 10        | 350         | 10        |
| 2261         | 142        | 0         | 403         | 5         |
| 2316         | 118        | 0         | 415         | 0         |
| <b>12650</b> | <b>567</b> | <b>10</b> | <b>2029</b> | <b>65</b> |

**AXLE CLASSIFICATION TURNING MOVEMENT COUNT SUMMARY**

CLIENT: ITERIS  
 PROJECT: LOS ANGELES TRAFFIC COUNTS  
 DATE: WEDNESDAY OCTOBER 29, 2008  
 PERIOD: 7:00 AM TO 10:00 AM  
 INTERSECTION: N/S WESTERN AVENUE  
 E/W 8TH STREET

| 15-MIN COUNTS        | 1     |        |        |         |       | 2     |        |        |         |       | 3     |        |        |         |       | 4     |        |        |         |       |        |        |        |         |       |
|----------------------|-------|--------|--------|---------|-------|-------|--------|--------|---------|-------|-------|--------|--------|---------|-------|-------|--------|--------|---------|-------|--------|--------|--------|---------|-------|
|                      | SBRT  |        |        |         |       | SBTH  |        |        |         |       | SBLT  |        |        |         |       | WBRT  |        |        |         |       |        |        |        |         |       |
|                      | AUTOS | 2 AXLE | 3 AXLE | 4 +AXLE | TOTAL | AUTOS | 2 AXLE | 3 AXLE | 4 +AXLE | TOTAL | AUTOS | 2 AXLE | 3 AXLE | 4 +AXLE | TOTAL | AUTOS | 2 AXLE | 3 AXLE | 4 +AXLE | TOTAL |        |        |        |         |       |
| 700-715              | 6     | 1      | 2      | 0       | 9     | 164   | 8      | 2      | 1       | 175   | 7     | 1      | 0      | 2       | 10    | 6     | 0      | 0      | 0       | 6     |        |        |        |         |       |
| 715-730              | 6     | 0      | 0      | 0       | 6     | 196   | 4      | 0      | 0       | 200   | 9     | 2      | 0      | 0       | 11    | 10    | 0      | 0      | 0       | 10    |        |        |        |         |       |
| 730-745              | 3     | 1      | 0      | 0       | 4     | 191   | 11     | 0      | 2       | 204   | 13    | 0      | 0      | 0       | 13    | 7     | 0      | 0      | 0       | 7     |        |        |        |         |       |
| 745-800              | 5     | 0      | 0      | 0       | 5     | 232   | 10     | 2      | 1       | 245   | 15    | 0      | 0      | 0       | 15    | 9     | 1      | 0      | 0       | 10    |        |        |        |         |       |
| 800-815              | 12    | 0      | 0      | 0       | 12    | 254   | 12     | 1      | 3       | 270   | 14    | 0      | 0      | 0       | 14    | 10    | 0      | 0      | 0       | 10    |        |        |        |         |       |
| 815-830              | 8     | 1      | 0      | 0       | 9     | 222   | 10     | 2      | 3       | 237   | 16    | 1      | 0      | 0       | 17    | 5     | 0      | 0      | 0       | 5     |        |        |        |         |       |
| 830-845              | 7     | 0      | 0      | 0       | 7     | 235   | 15     | 1      | 3       | 254   | 12    | 0      | 0      | 0       | 12    | 5     | 2      | 0      | 0       | 7     |        |        |        |         |       |
| 845-900              | 4     | 0      | 0      | 0       | 4     | 198   | 9      | 2      | 1       | 210   | 23    | 0      | 0      | 0       | 23    | 15    | 0      | 0      | 0       | 15    |        |        |        |         |       |
| 900-915              | 5     | 0      | 0      | 0       | 5     | 206   | 4      | 0      | 1       | 211   | 13    | 0      | 0      | 0       | 13    | 12    | 0      | 0      | 0       | 12    |        |        |        |         |       |
| 915-930              | 7     | 0      | 0      | 0       | 7     | 220   | 11     | 2      | 4       | 237   | 7     | 2      | 0      | 0       | 9     | 6     | 0      | 0      | 0       | 6     |        |        |        |         |       |
| 930-945              | 3     | 0      | 0      | 0       | 3     | 237   | 6      | 2      | 1       | 246   | 12    | 0      | 0      | 0       | 12    | 4     | 1      | 0      | 0       | 5     |        |        |        |         |       |
| 945-1000             | 7     | 0      | 0      | 0       | 7     | 218   | 4      | 1      | 0       | 223   | 8     | 0      | 0      | 0       | 8     | 10    | 0      | 0      | 0       | 10    |        |        |        |         |       |
| <b>HOURLY TOTALS</b> |       |        |        |         |       |       |        |        |         |       |       |        |        |         |       |       |        |        |         |       |        |        |        |         |       |
| 700-800              | 20    | 2      | 2      | 0       | 24    | 783   | 33     | 4      | 4       | 824   | 44    | 3      | 0      | 2       | 49    | 32    | 1      | 0      | 0       | 33    |        |        |        |         |       |
| 715-815              | 26    | 1      | 0      | 0       | 27    | 873   | 37     | 3      | 6       | 919   | 51    | 2      | 0      | 0       | 53    | 36    | 1      | 0      | 0       | 37    |        |        |        |         |       |
| 730-830              | 28    | 2      | 0      | 0       | 30    | 899   | 43     | 5      | 9       | 956   | 58    | 1      | 0      | 0       | 59    | 31    | 1      | 0      | 0       | 32    |        |        |        |         |       |
| 745-845              | 32    | 1      | 0      | 0       | 33    | 943   | 47     | 6      | 10      | 1006  | 57    | 1      | 0      | 0       | 58    | 29    | 3      | 0      | 0       | 32    |        |        |        |         |       |
| 800-900              | 31    | 1      | 0      | 0       | 32    | 909   | 46     | 6      | 10      | 971   | 65    | 1      | 0      | 0       | 66    | 35    | 2      | 0      | 0       | 37    |        |        |        |         |       |
| 815-915              | 24    | 1      | 0      | 0       | 25    | 861   | 38     | 5      | 8       | 912   | 64    | 1      | 0      | 0       | 65    | 37    | 2      | 0      | 0       | 39    |        |        |        |         |       |
| 830-930              | 23    | 0      | 0      | 0       | 23    | 859   | 39     | 5      | 9       | 912   | 55    | 2      | 0      | 0       | 57    | 38    | 2      | 0      | 0       | 40    |        |        |        |         |       |
| 845-945              | 19    | 0      | 0      | 0       | 19    | 861   | 30     | 6      | 7       | 904   | 55    | 2      | 0      | 0       | 57    | 37    | 1      | 0      | 0       | 38    |        |        |        |         |       |
| 900-1000             | 22    | 0      | 0      | 0       | 22    | 881   | 25     | 5      | 6       | 917   | 40    | 2      | 0      | 0       | 42    | 32    | 1      | 0      | 0       | 33    |        |        |        |         |       |
| 15-MIN COUNTS        | 5     |        |        |         |       | 6     |        |        |         |       | 7     |        |        |         |       | 8     |        |        |         |       |        |        |        |         |       |
|                      | WBTH  |        |        |         |       | WBLT  |        |        |         |       | NBRT  |        |        |         |       | NBTH  |        |        |         |       |        |        |        |         |       |
|                      | AUTOS | 2 AXLE | 3 AXLE | 4 +AXLE | TOTAL | AUTOS | 2 AXLE | 3 AXLE | 4 +AXLE | TOTAL | AUTOS | 2 AXLE | 3 AXLE | 4 +AXLE | TOTAL | AUTOS | 2 AXLE | 3 AXLE | 4 +AXLE | TOTAL |        |        |        |         |       |
| 700-715              | 71    | 3      | 0      | 0       | 74    | 13    | 0      | 0      | 1       | 14    | 5     | 3      | 0      | 0       | 8     | 135   | 7      | 0      | 0       | 142   |        |        |        |         |       |
| 715-730              | 92    | 2      | 0      | 0       | 94    | 14    | 3      | 0      | 0       | 17    | 3     | 4      | 0      | 0       | 7     | 179   | 7      | 1      | 2       | 189   |        |        |        |         |       |
| 730-745              | 103   | 1      | 0      | 0       | 104   | 18    | 0      | 0      | 0       | 18    | 5     | 1      | 0      | 0       | 6     | 192   | 8      | 4      | 1       | 205   |        |        |        |         |       |
| 745-800              | 110   | 3      | 0      | 0       | 113   | 15    | 0      | 0      | 0       | 15    | 2     | 1      | 0      | 0       | 3     | 229   | 9      | 2      | 0       | 240   |        |        |        |         |       |
| 800-815              | 133   | 2      | 0      | 1       | 136   | 16    | 1      | 0      | 0       | 17    | 8     | 0      | 0      | 0       | 8     | 253   | 3      | 0      | 0       | 256   |        |        |        |         |       |
| 815-830              | 100   | 1      | 0      | 0       | 101   | 13    | 0      | 1      | 0       | 14    | 3     | 2      | 0      | 0       | 5     | 211   | 9      | 4      | 0       | 224   |        |        |        |         |       |
| 830-845              | 90    | 0      | 0      | 0       | 90    | 18    | 0      | 0      | 0       | 18    | 4     | 1      | 0      | 0       | 5     | 189   | 4      | 3      | 1       | 197   |        |        |        |         |       |
| 845-900              | 103   | 1      | 0      | 0       | 104   | 16    | 0      | 0      | 0       | 16    | 3     | 1      | 0      | 0       | 4     | 226   | 3      | 0      | 0       | 229   |        |        |        |         |       |
| 900-915              | 83    | 2      | 0      | 0       | 85    | 15    | 0      | 0      | 0       | 15    | 3     | 0      | 0      | 0       | 3     | 182   | 7      | 3      | 0       | 192   |        |        |        |         |       |
| 915-930              | 74    | 0      | 0      | 0       | 74    | 23    | 0      | 0      | 0       | 23    | 2     | 1      | 0      | 0       | 3     | 159   | 6      | 2      | 0       | 167   |        |        |        |         |       |
| 930-945              | 64    | 1      | 0      | 0       | 65    | 22    | 1      | 1      | 0       | 24    | 4     | 1      | 1      | 0       | 6     | 139   | 3      | 0      | 1       | 143   |        |        |        |         |       |
| 945-1000             | 72    | 0      | 0      | 0       | 72    | 16    | 0      | 0      | 0       | 16    | 5     | 0      | 0      | 0       | 5     | 200   | 4      | 2      | 0       | 206   |        |        |        |         |       |
| <b>HOURLY TOTALS</b> |       |        |        |         |       |       |        |        |         |       |       |        |        |         |       |       |        |        |         |       |        |        |        |         |       |
| 700-800              | 376   | 9      | 0      | 0       | 385   | 60    | 3      | 0      | 1       | 64    | 15    | 9      | 0      | 0       | 24    | 735   | 31     | 7      | 3       | 776   |        |        |        |         |       |
| 715-815              | 438   | 8      | 0      | 1       | 447   | 63    | 4      | 0      | 0       | 67    | 18    | 6      | 0      | 0       | 24    | 853   | 27     | 7      | 3       | 890   |        |        |        |         |       |
| 730-830              | 446   | 7      | 0      | 1       | 454   | 62    | 1      | 1      | 0       | 64    | 18    | 4      | 0      | 0       | 22    | 885   | 29     | 10     | 1       | 925   |        |        |        |         |       |
| 745-845              | 433   | 6      | 0      | 1       | 440   | 62    | 1      | 1      | 0       | 64    | 17    | 4      | 0      | 0       | 21    | 882   | 25     | 9      | 1       | 917   |        |        |        |         |       |
| 800-900              | 426   | 4      | 0      | 1       | 431   | 63    | 1      | 1      | 0       | 65    | 18    | 4      | 0      | 0       | 22    | 879   | 19     | 7      | 1       | 906   |        |        |        |         |       |
| 815-915              | 376   | 4      | 0      | 0       | 380   | 62    | 0      | 1      | 0       | 63    | 13    | 4      | 0      | 0       | 17    | 808   | 23     | 10     | 1       | 842   |        |        |        |         |       |
| 830-930              | 350   | 3      | 0      | 0       | 353   | 72    | 0      | 0      | 0       | 72    | 12    | 3      | 0      | 0       | 15    | 756   | 20     | 8      | 1       | 785   |        |        |        |         |       |
| 845-945              | 324   | 4      | 0      | 0       | 328   | 76    | 1      | 1      | 0       | 78    | 12    | 3      | 1      | 0       | 16    | 706   | 19     | 5      | 1       | 731   |        |        |        |         |       |
| 900-1000             | 293   | 3      | 0      | 0       | 296   | 76    | 1      | 1      | 0       | 78    | 14    | 2      | 1      | 0       | 17    | 680   | 20     | 7      | 1       | 708   |        |        |        |         |       |
| 15-MIN COUNTS        | 9     |        |        |         |       | 10    |        |        |         |       | 11    |        |        |         |       | 12    |        |        |         |       | TOTALS |        |        |         |       |
|                      | NBLT  |        |        |         |       | EBRT  |        |        |         |       | EBTH  |        |        |         |       | EBLT  |        |        |         |       |        |        |        |         |       |
|                      | AUTOS | 2 AXLE | 3 AXLE | 4 +AXLE | TOTAL | AUTOS | 2 AXLE | 3 AXLE | 4 +AXLE | TOTAL | AUTOS | 2 AXLE | 3 AXLE | 4 +AXLE | TOTAL | AUTOS | 2 AXLE | 3 AXLE | 4 +AXLE | TOTAL | AUTOS  | 2 AXLE | 3 AXLE | 4 +AXLE | TOTAL |
| 700-715              | 6     | 1      | 0      | 0       | 7     | 9     | 0      | 0      | 0       | 9     | 57    | 2      | 0      | 0       | 59    | 9     | 0      | 0      | 0       | 9     | 488    | 26     | 4      | 4       | 522   |
| 715-730              | 4     | 0      | 0      | 0       | 4     | 6     | 0      | 0      | 0       | 6     | 72    | 1      | 0      | 0       | 73    | 16    | 0      | 0      | 0       | 16    | 607    | 23     | 1      | 2       | 633   |
| 730-745              | 5     | 0      | 0      | 0       | 5     | 7     | 0      | 0      | 0       | 7     | 82    | 1      | 0      | 0       | 83    | 9     | 0      | 1      | 0       | 10    | 635    | 23     | 5      | 3       | 666   |
| 745-800              | 15    | 0      | 0      | 0       | 15    | 10    | 0      | 0      | 0       | 10    | 111   | 2      | 0      | 0       | 113   | 10    | 0      | 0      | 0       | 10    | 763    | 26     | 4      | 1       | 794   |
| 800-815              | 11    | 0      | 0      | 0       | 11    | 16    | 0      | 0      | 0       | 16    | 141   | 1      | 0      | 0       | 142   | 16    | 0      | 0      | 0       | 16    | 884    | 19     | 1      | 4       | 908   |
| 815-830              | 2     | 0      | 0      | 0       | 2     | 13    | 0      | 0      | 0       | 13    | 162   | 0      | 0      | 0       | 162   | 8     | 0      | 0      | 0       | 8     | 763    | 24     | 7      | 3       | 797   |
| 830-845              | 5     | 0      | 0      | 0       | 5     | 3     | 0      | 0      | 0       | 3     | 114   | 2      | 0      | 0       | 116   | 14    | 1      | 0      | 0       | 15    | 696    | 25     | 4      | 4       | 729   |
| 845-900              | 16    | 0      | 0      | 0       | 16    | 3     | 0      | 0      | 0       | 3     | 149   | 1      | 0      | 0       | 150   | 13    | 0      | 0      | 0       | 13    | 769    | 15     | 2      | 1       | 787   |
| 900-915              | 2     | 1      | 0      | 0       | 3     | 3     | 0      | 0      | 0       | 3     | 103   | 2      | 0      | 0       | 105   | 15    | 2      | 0      | 0       | 17    | 642    | 18     | 3      | 1       | 664   |
| 915-930              | 14    | 0      | 0      | 0       | 14    | 7     | 0      | 0      | 1       | 8     | 101   | 0      | 0      | 0       | 101   | 10    | 0      | 0      | 0       | 10    | 630    | 20     | 4      | 5       | 659   |
| 930-945              | 6     | 1      | 0      | 0       | 7     | 3     | 0      | 0      | 0       | 3     | 87    | 0      | 0      | 0       | 87    | 7     | 0      | 0      | 0       | 7     | 588    | 14     | 4      | 2       | 608   |
| 945-1000             | 5     | 0      | 0      | 0       | 5     | 6     | 0      | 0      | 0       | 6     | 95    | 2      | 0      | 0       | 97    | 11    | 0      | 0      | 0       | 11    | 653    | 10     | 3      | 0       | 666   |
| <b>HOURLY TOTALS</b> |       |        |        |         |       |       |        |        |         |       |       |        |        |         |       |       |        |        |         |       |        |        |        |         |       |
| 700-800              | 30    | 1      | 0      | 0       | 31    | 32    | 0      | 0      | 0       | 32    | 322   | 6      | 0      | 0       | 328   | 44    | 0      | 1      | 0       | 45    | 2493   | 98     | 14     | 10      | 2615  |
| 715-815              | 35    | 0      | 0      | 0       | 35    | 39    | 0      | 0      | 0       | 39    | 406   | 5      | 0      | 0       | 411   | 51    | 0      | 1      | 0       | 52    | 2889   | 91     | 11     | 10      | 3001  |
| 730-830              | 33    | 0      | 0      | 0       | 33    | 46    | 0      | 0      | 0       | 46    | 496   | 4      | 0      | 0       | 500   | 43    | 0      | 1      | 0       | 44    | 3045   | 92     | 17     | 11      | 3165  |
| 745-845              | 33    | 0      | 0      | 0       | 33    | 42    | 0      | 0      | 0       | 42    | 528   | 5      | 0      | 0       | 533   | 48    | 1      | 0      | 0       | 49    | 3106   | 94     | 16     | 12      | 3228  |
| 800-900              | 34    | 0      | 0      | 0       | 34    | 35    | 0      | 0      | 0       | 35    | 566   | 4      | 0      | 0       | 570   | 51    | 1      | 0      | 0       | 52    | 3112   | 83     | 14     | 12      | 3221  |
| 815-915              | 25    | 1      | 0      | 0       | 26    | 22    | 0      | 0      | 0       | 22    | 528   | 5      | 0      | 0       | 533   | 50    | 3      | 0      | 0       | 53    | 2870   | 82     | 16     | 9       | 2977  |
| 830-930              | 37    | 1      | 0      | 0       | 38    | 16    | 0      | 0      | 1       | 17    | 467   | 5      | 0      | 0       | 472   | 52    | 3      | 0      | 0       | 55    | 2737   | 78     | 13     | 11      | 2839  |
| 845-945              | 38    | 2      | 0      | 0       | 40    | 16    | 0      | 0      | 1       | 17    | 440   | 3      | 0      | 0       | 443   | 45    | 2      | 0      | 0       | 47    | 2629   | 67     | 13     | 9       | 2718  |
| 900-1000             | 27    | 2      | 0      | 0       | 29    | 19    | 0      | 0      | 1       | 20    | 386   | 4      | 0      | 0       | 390   | 43    | 2      | 0      | 0       | 45    | 2513   | 62     | 14     | 8       | 2597  |

A.M. PEAK HOUR  
 745-845  
 Peak Hour 15-min  
 3228 908  
 PHF = 0.89

AXLE CLASSIFICATION TURNING MOVEMENT COUNT SUMMARY

CLIENT: ITERIS
PROJECT: LOS ANGELES TRAFFIC COUNTS
DATE: WEDNESDAY OCTOBER 29, 2008
PERIOD: 4:00 PM TO 7:00 PM
INTERSECTION: N/S WESTERN AVENUE
E/W 8TH STREET

Table with columns for 15-MIN COUNTS, SBRT, SBTH, SBLT, WBRT, WBTH, WBLT, NBRT, NBTH, NBLT, EBRT, EBTH, EBLT, and TOTALS. Rows include time intervals (e.g., 400-415) and hourly totals (e.g., 400-500).

P.M. PEAK HOUR
545-645
Peak Hour 15-min
3643 971
PHF = 0.94

**AXLE CLASSIFICATION TURNING MOVEMENT COUNT SUMMARY**

CLIENT: ITERIS  
 PROJECT: LOS ANGELES TRAFFIC COUNTS  
 DATE: WEDNESDAY OCTOBER 29, 2008  
 PERIOD: 7:00 AM TO 10:00 AM  
 INTERSECTION: N/S WESTERN AVENUE  
 E/W OLYMPIC BOULEVARD

| 15-MIN COUNTS        | 1      |        |         |         |       | 2      |        |         |         |       | 3      |        |         |         |       | 4      |        |         |         |       |        |        |         |       |      |
|----------------------|--------|--------|---------|---------|-------|--------|--------|---------|---------|-------|--------|--------|---------|---------|-------|--------|--------|---------|---------|-------|--------|--------|---------|-------|------|
|                      | SBRT   |        |         |         |       | SBTH   |        |         |         |       | SBLT   |        |         |         |       | WBRT   |        |         |         |       |        |        |         |       |      |
|                      | AUTOS  | 2 AXLE | 3 AXLE  | 4 +AXLE | TOTAL | AUTOS  | 2 AXLE | 3 AXLE  | 4 +AXLE | TOTAL | AUTOS  | 2 AXLE | 3 AXLE  | 4 +AXLE | TOTAL | AUTOS  | 2 AXLE | 3 AXLE  | 4 +AXLE | TOTAL |        |        |         |       |      |
| 700-715              | 21     | 3      | 0       | 0       | 24    | 157    | 4      | 1       | 1       | 163   | 15     | 0      | 0       | 0       | 15    | 13     | 1      | 0       | 0       | 14    |        |        |         |       |      |
| 715-730              | 36     | 0      | 0       | 0       | 36    | 189    | 8      | 2       | 0       | 199   | 25     | 0      | 0       | 0       | 25    | 11     | 0      | 0       | 0       | 11    |        |        |         |       |      |
| 730-745              | 20     | 0      | 0       | 0       | 20    | 146    | 7      | 1       | 1       | 155   | 43     | 0      | 0       | 0       | 43    | 20     | 0      | 0       | 0       | 20    |        |        |         |       |      |
| 745-800              | 32     | 0      | 0       | 0       | 32    | 212    | 7      | 2       | 2       | 223   | 20     | 0      | 0       | 0       | 20    | 12     | 0      | 0       | 0       | 12    |        |        |         |       |      |
| 800-815              | 48     | 2      | 0       | 0       | 50    | 205    | 9      | 2       | 1       | 217   | 33     | 0      | 0       | 0       | 33    | 15     | 0      | 0       | 0       | 15    |        |        |         |       |      |
| 815-830              | 26     | 0      | 0       | 0       | 26    | 198    | 7      | 3       | 1       | 209   | 32     | 0      | 1       | 0       | 33    | 18     | 1      | 0       | 0       | 19    |        |        |         |       |      |
| 830-845              | 27     | 0      | 0       | 0       | 27    | 198    | 8      | 3       | 1       | 210   | 35     | 0      | 0       | 0       | 35    | 24     | 1      | 0       | 0       | 25    |        |        |         |       |      |
| 845-900              | 55     | 0      | 0       | 0       | 55    | 210    | 16     | 3       | 1       | 230   | 18     | 0      | 0       | 0       | 18    | 28     | 0      | 0       | 0       | 28    |        |        |         |       |      |
| 900-915              | 30     | 2      | 0       | 0       | 32    | 175    | 3      | 3       | 0       | 181   | 27     | 1      | 0       | 0       | 28    | 13     | 3      | 0       | 0       | 16    |        |        |         |       |      |
| 915-930              | 50     | 0      | 0       | 0       | 50    | 203    | 8      | 2       | 2       | 215   | 38     | 2      | 1       | 0       | 41    | 24     | 1      | 0       | 0       | 25    |        |        |         |       |      |
| 930-945              | 45     | 0      | 0       | 0       | 45    | 221    | 3      | 2       | 1       | 227   | 29     | 1      | 1       | 0       | 31    | 13     | 2      | 0       | 0       | 15    |        |        |         |       |      |
| 945-1000             | 33     | 1      | 0       | 0       | 34    | 128    | 6      | 2       | 0       | 136   | 42     | 0      | 0       | 0       | 42    | 29     | 1      | 0       | 0       | 30    |        |        |         |       |      |
| <b>HOURLY TOTALS</b> |        |        |         |         |       |        |        |         |         |       |        |        |         |         |       |        |        |         |         |       |        |        |         |       |      |
| 700-800              | 109    | 3      | 0       | 0       | 112   | 704    | 26     | 6       | 4       | 740   | 103    | 0      | 0       | 1       | 104   | 56     | 1      | 0       | 1       | 58    |        |        |         |       |      |
| 715-815              | 136    | 2      | 0       | 0       | 138   | 752    | 31     | 7       | 4       | 794   | 121    | 0      | 0       | 1       | 122   | 58     | 0      | 0       | 0       | 59    |        |        |         |       |      |
| 730-830              | 126    | 2      | 0       | 0       | 128   | 761    | 30     | 8       | 5       | 804   | 128    | 0      | 1       | 0       | 129   | 65     | 1      | 0       | 1       | 67    |        |        |         |       |      |
| 745-845              | 133    | 2      | 0       | 0       | 135   | 813    | 31     | 10      | 5       | 859   | 120    | 0      | 1       | 0       | 121   | 69     | 2      | 0       | 0       | 71    |        |        |         |       |      |
| 800-900              | 156    | 2      | 0       | 0       | 158   | 811    | 40     | 11      | 4       | 866   | 118    | 0      | 1       | 0       | 119   | 85     | 2      | 0       | 0       | 87    |        |        |         |       |      |
| 815-915              | 138    | 2      | 0       | 0       | 140   | 781    | 34     | 12      | 3       | 830   | 112    | 1      | 1       | 0       | 114   | 83     | 5      | 0       | 0       | 88    |        |        |         |       |      |
| 830-930              | 162    | 2      | 0       | 0       | 164   | 786    | 35     | 11      | 4       | 836   | 118    | 3      | 1       | 0       | 122   | 89     | 5      | 0       | 0       | 94    |        |        |         |       |      |
| 845-945              | 180    | 2      | 0       | 0       | 182   | 809    | 30     | 10      | 4       | 853   | 112    | 4      | 2       | 0       | 118   | 78     | 6      | 0       | 0       | 84    |        |        |         |       |      |
| 900-1000             | 158    | 3      | 0       | 0       | 161   | 727    | 20     | 9       | 3       | 759   | 136    | 4      | 2       | 0       | 142   | 79     | 7      | 0       | 0       | 86    |        |        |         |       |      |
| <b>5</b>             |        |        |         |         |       |        |        |         |         |       |        |        |         |         |       |        |        |         |         |       |        |        |         |       |      |
| <b>6</b>             |        |        |         |         |       |        |        |         |         |       |        |        |         |         |       |        |        |         |         |       |        |        |         |       |      |
| <b>7</b>             |        |        |         |         |       |        |        |         |         |       |        |        |         |         |       |        |        |         |         |       |        |        |         |       |      |
| <b>8</b>             |        |        |         |         |       |        |        |         |         |       |        |        |         |         |       |        |        |         |         |       |        |        |         |       |      |
| 15-MIN COUNTS        | WBTH   |        |         |         | WBLT  |        |        |         | NBRT    |       |        |        | NBTH    |         |       |        |        |         |         |       |        |        |         |       |      |
| AUTOS                | 2 AXLE | 3 AXLE | 4 +AXLE | TOTAL   | AUTOS | 2 AXLE | 3 AXLE | 4 +AXLE | TOTAL   | AUTOS | 2 AXLE | 3 AXLE | 4 +AXLE | TOTAL   | AUTOS | 2 AXLE | 3 AXLE | 4 +AXLE | TOTAL   |       |        |        |         |       |      |
| 700-715              | 500    | 5      | 3       | 0       | 508   | 16     | 0      | 0       | 0       | 16    | 6      | 2      | 0       | 0       | 8     | 134    | 4      | 0       | 0       | 138   |        |        |         |       |      |
| 715-730              | 357    | 3      | 2       | 0       | 362   | 11     | 0      | 0       | 0       | 11    | 10     | 2      | 0       | 0       | 12    | 180    | 8      | 4       | 2       | 194   |        |        |         |       |      |
| 730-745              | 507    | 8      | 2       | 0       | 517   | 12     | 0      | 1       | 0       | 13    | 13     | 0      | 0       | 0       | 13    | 207    | 10     | 2       | 0       | 219   |        |        |         |       |      |
| 745-800              | 274    | 1      | 3       | 0       | 278   | 8      | 0      | 0       | 0       | 8     | 23     | 1      | 0       | 0       | 24    | 209    | 8      | 5       | 0       | 222   |        |        |         |       |      |
| 800-815              | 379    | 5      | 0       | 0       | 384   | 26     | 0      | 0       | 0       | 26    | 13     | 0      | 0       | 0       | 13    | 215    | 7      | 2       | 0       | 224   |        |        |         |       |      |
| 815-830              | 337    | 10     | 2       | 0       | 349   | 6      | 1      | 0       | 0       | 7     | 7      | 0      | 0       | 0       | 7     | 186    | 8      | 1       | 1       | 196   |        |        |         |       |      |
| 830-845              | 358    | 11     | 1       | 0       | 370   | 13     | 0      | 0       | 0       | 13    | 19     | 0      | 0       | 0       | 19    | 209    | 3      | 1       | 1       | 214   |        |        |         |       |      |
| 845-900              | 257    | 17     | 3       | 0       | 277   | 17     | 0      | 0       | 0       | 17    | 15     | 1      | 0       | 0       | 16    | 192    | 5      | 2       | 1       | 200   |        |        |         |       |      |
| 900-915              | 280    | 38     | 3       | 0       | 321   | 14     | 1      | 0       | 0       | 15    | 21     | 1      | 1       | 0       | 23    | 171    | 6      | 3       | 2       | 182   |        |        |         |       |      |
| 915-930              | 249    | 12     | 3       | 0       | 264   | 13     | 0      | 0       | 0       | 13    | 15     | 0      | 0       | 1       | 16    | 135    | 6      | 2       | 1       | 144   |        |        |         |       |      |
| 930-945              | 198    | 4      | 0       | 0       | 202   | 10     | 0      | 0       | 0       | 10    | 17     | 0      | 0       | 0       | 17    | 129    | 3      | 1       | 4       | 137   |        |        |         |       |      |
| 945-1000             | 245    | 2      | 2       | 0       | 249   | 21     | 1      | 0       | 0       | 22    | 21     | 0      | 0       | 0       | 21    | 168    | 4      | 2       | 2       | 176   |        |        |         |       |      |
| <b>HOURLY TOTALS</b> |        |        |         |         |       |        |        |         |         |       |        |        |         |         |       |        |        |         |         |       |        |        |         |       |      |
| 700-800              | 1638   | 17     | 10      | 0       | 1665  | 47     | 0      | 1       | 0       | 48    | 52     | 5      | 0       | 0       | 57    | 730    | 30     | 11      | 2       | 773   |        |        |         |       |      |
| 715-815              | 1517   | 17     | 7       | 0       | 1541  | 57     | 0      | 1       | 0       | 58    | 59     | 3      | 0       | 0       | 62    | 811    | 33     | 13      | 2       | 859   |        |        |         |       |      |
| 730-830              | 1497   | 24     | 7       | 0       | 1528  | 52     | 1      | 1       | 0       | 54    | 56     | 1      | 0       | 1       | 58    | 817    | 33     | 10      | 1       | 861   |        |        |         |       |      |
| 745-845              | 1348   | 27     | 6       | 0       | 1381  | 53     | 1      | 0       | 0       | 54    | 62     | 1      | 0       | 1       | 64    | 819    | 26     | 9       | 2       | 856   |        |        |         |       |      |
| 800-900              | 1331   | 43     | 6       | 0       | 1380  | 62     | 1      | 0       | 0       | 63    | 54     | 1      | 0       | 1       | 56    | 802    | 23     | 6       | 3       | 834   |        |        |         |       |      |
| 815-915              | 1232   | 76     | 9       | 0       | 1317  | 50     | 2      | 0       | 0       | 52    | 62     | 2      | 1       | 1       | 66    | 758    | 22     | 7       | 5       | 792   |        |        |         |       |      |
| 830-930              | 1144   | 78     | 10      | 0       | 1232  | 57     | 1      | 0       | 0       | 58    | 70     | 2      | 1       | 1       | 74    | 707    | 20     | 8       | 5       | 740   |        |        |         |       |      |
| 845-945              | 984    | 71     | 9       | 0       | 1064  | 54     | 1      | 0       | 0       | 55    | 68     | 2      | 1       | 1       | 72    | 627    | 20     | 8       | 8       | 663   |        |        |         |       |      |
| 900-1000             | 972    | 56     | 8       | 0       | 1036  | 58     | 2      | 0       | 0       | 60    | 74     | 1      | 1       | 1       | 77    | 603    | 19     | 8       | 9       | 639   |        |        |         |       |      |
| <b>9</b>             |        |        |         |         |       |        |        |         |         |       |        |        |         |         |       |        |        |         |         |       |        |        |         |       |      |
| <b>10</b>            |        |        |         |         |       |        |        |         |         |       |        |        |         |         |       |        |        |         |         |       |        |        |         |       |      |
| <b>11</b>            |        |        |         |         |       |        |        |         |         |       |        |        |         |         |       |        |        |         |         |       |        |        |         |       |      |
| <b>12</b>            |        |        |         |         |       |        |        |         |         |       |        |        |         |         |       |        |        |         |         |       |        |        |         |       |      |
| 15-MIN COUNTS        | NBLT   |        |         |         | EBRT  |        |        |         | EBTH    |       |        |        | EBLT    |         |       |        | TOTALS |         |         |       |        |        |         |       |      |
| AUTOS                | 2 AXLE | 3 AXLE | 4 +AXLE | TOTAL   | AUTOS | 2 AXLE | 3 AXLE | 4 +AXLE | TOTAL   | AUTOS | 2 AXLE | 3 AXLE | 4 +AXLE | TOTAL   | AUTOS | 2 AXLE | 3 AXLE | 4 +AXLE | TOTAL   | AUTOS | 2 AXLE | 3 AXLE | 4 +AXLE | TOTAL |      |
| 700-715              | 17     | 0      | 0       | 0       | 17    | 3      | 0      | 0       | 0       | 3     | 128    | 2      | 0       | 0       | 130   | 7      | 0      | 0       | 0       | 7     | 1017   | 21     | 4       | 1     | 1043 |
| 715-730              | 22     | 0      | 0       | 0       | 22    | 6      | 0      | 0       | 0       | 6     | 233    | 6      | 2       | 0       | 241   | 16     | 0      | 0       | 0       | 16    | 1096   | 27     | 10      | 3     | 1136 |
| 730-745              | 52     | 2      | 1       | 0       | 55    | 15     | 0      | 0       | 0       | 15    | 181    | 3      | 2       | 0       | 186   | 4      | 0      | 0       | 0       | 4     | 1220   | 30     | 9       | 2     | 1261 |
| 745-800              | 56     | 0      | 0       | 1       | 57    | 8      | 1      | 0       | 0       | 9     | 318    | 4      | 1       | 1       | 324   | 17     | 1      | 0       | 0       | 18    | 1189   | 23     | 11      | 4     | 1227 |
| 800-815              | 39     | 0      | 0       | 0       | 39    | 7      | 0      | 0       | 0       | 7     | 351    | 7      | 3       | 0       | 361   | 14     | 0      | 0       | 0       | 14    | 1345   | 30     | 7       | 1     | 1383 |
| 815-830              | 34     | 0      | 0       | 0       | 34    | 12     | 0      | 0       | 0       | 12    | 352    | 5      | 2       | 0       | 359   | 19     | 0      | 0       | 0       | 19    | 1227   | 32     | 9       | 3     | 1271 |
| 830-845              | 27     | 0      | 0       | 0       | 27    | 6      | 0      | 0       | 0       | 6     | 352    | 6      | 3       | 0       | 361   | 19     | 0      | 0       | 0       | 19    | 1287   | 29     | 8       | 2     | 1326 |
| 845-900              | 27     | 0      | 0       | 0       | 27    | 7      | 0      | 0       | 0       | 7     | 474    | 4      | 1       | 0       | 479   | 11     | 0      | 0       | 0       | 11    | 1311   | 43     | 9       | 2     | 1365 |
| 900-915              | 47     | 1      | 0       | 0       | 48    | 14     | 1      | 0       | 0       | 15    | 284    | 7      | 1       | 0       | 292   | 15     | 0      | 0       | 0       | 15    | 1091   | 64     | 11      | 2     | 1168 |
| 915-930              | 26     | 0      | 0       | 0       | 26    | 14     | 0      | 0       | 0       | 14    | 307    | 5      | 1       | 0       | 313   | 14     | 1      | 0       | 1       | 16    | 1088   | 35     | 9       | 5     | 1137 |
| 930-945              | 26     | 0      | 1       | 0       | 27    | 8      | 0      | 0       | 0       | 8     | 300    | 6      | 2       | 1       | 309   | 32     | 0      | 0       | 1       | 33    | 1028   | 19     | 7       | 7     | 1061 |
| 945-1000             | 25     | 0      | 0       | 0       | 25    | 10     | 0      | 0       | 0       | 10    | 228    | 2      | 0       | 0       | 230   | 12     | 0      | 0       | 0       | 12    | 962    | 17     | 6       | 2     | 987  |
| <b>HOURLY TOTALS</b> |        |        |         |         |       |        |        |         |         |       |        |        |         |         |       |        |        |         |         |       |        |        |         |       |      |
| 700-800              | 147    | 2      | 1       | 1       | 151   | 32     | 1      | 0       | 0       | 33    | 860    | 15     | 5       | 1       | 881   | 44     | 1      | 0       | 0       | 45    | 4522   | 101    | 34      | 10    | 4667 |
| 715-815              | 169    | 2      | 1       | 1       | 173   | 36     | 1      | 0       | 0       | 37    | 1083   | 20     | 8       | 1       | 1112  | 51     | 1      | 0       | 0       | 52    | 4850   | 110    | 37      | 10    | 5007 |
| 730-830              | 181    | 2      | 1       | 1       | 185   | 42     | 1      | 0       | 0       | 43    | 1202   | 19     | 8       | 1       | 1230  | 54     | 1      | 0       | 0       | 55    | 4981   | 115    | 36      | 10    | 5142 |
| 745-845              | 156    | 0      | 0       | 1       | 157   | 33     | 1      | 0       | 0       | 34    | 1373   | 22     | 9       | 1       | 1405  | 69     | 1      | 0       | 0       | 70    | 5048   | 114    | 35      | 10    | 5207 |
| 800-900              | 127    | 0      | 0       | 0       | 127   | 32     | 0      | 0       | 0       | 32    | 1529   | 22     | 9       | 0       | 1560  | 63     | 0      | 0       | 0       | 63    | 5170   | 134    | 33      | 8     | 5345 |
| 815-915              | 135    | 1      | 0       | 0       | 136   | 39     | 1      | 0       | 0       | 40    | 1462   | 22     | 7       | 0       | 1491  | 64     | 0      | 0       | 0       | 64    | 4916   | 168    | 37      | 9     | 5130 |
| 830-930              | 127    | 1      | 0       | 0       | 128   | 41     | 1      | 0       | 0       | 42    | 1417   | 22     | 6       | 0       | 1445  | 59     | 1      | 0       | 1       | 61    | 4777   | 171    | 37      | 11    | 4996 |
| 845-945              | 126    | 1      | 1       | 0       | 128   | 43     | 1      | 0       | 0       | 44    | 1365   | 22     | 5       | 1       | 1393  | 72     | 1      | 0       | 2       | 75    | 4518   | 161    | 36      | 16    | 4731 |
| 900-1000             | 124    | 1      | 1       | 0       | 126   | 46     | 1      | 0       | 0       | 47    | 1119   | 20     | 4       | 1       | 1144  | 73     | 1      | 0       | 2       | 76    | 4169   | 135    | 33      | 16    | 4353 |

A.M. PEAK HOUR  
 800-900  
 Peak Hour 15-min  
 5345 1383  
 PHF = 0.97

AXLE CLASSIFICATION TURNING MOVEMENT COUNT SUMMARY

CLIENT: ITERIS
PROJECT: LOS ANGELES TRAFFIC COUNTS
DATE: WEDNESDAY OCTOBER 29, 2008
PERIOD: 4:00 PM TO 7:00 PM
INTERSECTION: N/S WESTERN AVENUE
E/W OLYMPIC BOULEVARD

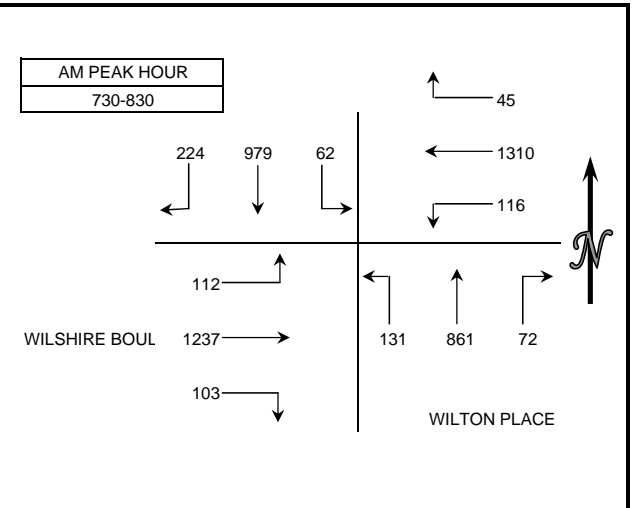
Main data table with columns for 15-MIN COUNTS, AUTOS, 2 AXLE, 3 AXLE, 4+AXLE, TOTAL across 12 movement categories (1-12) and a TOTALS section.

P.M. PEAK HOUR
530-630
Peak Hour 15-min
5592 1419
PHF = 0.99

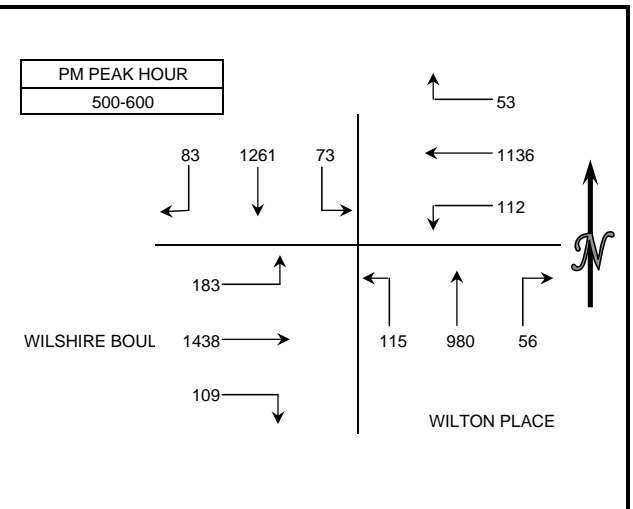
## INTERSECTION TURNING MOVEMENT COUNT SUMMARY

CLIENT: FEHR AND PEERS  
 PROJECT: WESTSIDE EXTENSION TRANSIT CORRIDOR COUNT PROGRAM  
 DATE: WEDNESDAY MAY 20, 2009  
 PERIODS: 7:00 AM TO 9:00 AM AND 4:00 PM TO 6:00 PM  
 INTERSECTION: N/S WILTON PLACE  
 E/W WILSHIRE BOULEVARD  
 CITY: LOS ANGELES

| 15 MIN COUNTS |           |           |           |           |           |           |           |           |           |            |            |            |       | 7:00 AM TO 9:00 AM |  |  |  |  |  |  |  |  |  |  |  |  |  |
|---------------|-----------|-----------|-----------|-----------|-----------|-----------|-----------|-----------|-----------|------------|------------|------------|-------|--------------------|--|--|--|--|--|--|--|--|--|--|--|--|--|
| PERIOD        | 1<br>SBRT | 2<br>SBTH | 3<br>SBLT | 4<br>WBRT | 5<br>WBTH | 6<br>WBLT | 7<br>NBRT | 8<br>NBTH | 9<br>NBLT | 10<br>EBRT | 11<br>EBTH | 12<br>EBLT | TOTAL |                    |  |  |  |  |  |  |  |  |  |  |  |  |  |
| 700-715       | 55        | 164       | 12        | 6         | 256       | 29        | 14        | 230       | 30        | 4          | 183        | 22         | 1005  |                    |  |  |  |  |  |  |  |  |  |  |  |  |  |
| 715-730       | 46        | 206       | 10        | 9         | 300       | 26        | 6         | 205       | 36        | 12         | 235        | 19         | 1110  |                    |  |  |  |  |  |  |  |  |  |  |  |  |  |
| 730-745       | 78        | 272       | 12        | 8         | 357       | 36        | 9         | 235       | 36        | 31         | 279        | 16         | 1369  |                    |  |  |  |  |  |  |  |  |  |  |  |  |  |
| 745-800       | 61        | 244       | 6         | 4         | 330       | 38        | 19        | 231       | 23        | 37         | 343        | 41         | 1377  |                    |  |  |  |  |  |  |  |  |  |  |  |  |  |
| 800-815       | 43        | 254       | 22        | 21        | 328       | 26        | 26        | 204       | 32        | 16         | 325        | 32         | 1329  |                    |  |  |  |  |  |  |  |  |  |  |  |  |  |
| 815-830       | 42        | 209       | 22        | 12        | 295       | 16        | 18        | 191       | 40        | 19         | 290        | 23         | 1177  |                    |  |  |  |  |  |  |  |  |  |  |  |  |  |
| 830-845       | 45        | 192       | 20        | 8         | 286       | 26        | 24        | 220       | 34        | 21         | 318        | 24         | 1218  |                    |  |  |  |  |  |  |  |  |  |  |  |  |  |
| 845-900       | 41        | 209       | 23        | 6         | 252       | 32        | 27        | 191       | 31        | 15         | 307        | 33         | 1167  |                    |  |  |  |  |  |  |  |  |  |  |  |  |  |
| HOUR TOTALS   |           |           |           |           |           |           |           |           |           |            |            |            |       |                    |  |  |  |  |  |  |  |  |  |  |  |  |  |
| TIME          | 1<br>SBRT | 2<br>SBTH | 3<br>SBLT | 4<br>WBRT | 5<br>WBTH | 6<br>WBLT | 7<br>NBRT | 8<br>NBTH | 9<br>NBLT | 10<br>EBRT | 11<br>EBTH | 12<br>EBLT | TOTAL |                    |  |  |  |  |  |  |  |  |  |  |  |  |  |
| 700-800       | 240       | 886       | 40        | 27        | 1243      | 129       | 48        | 901       | 125       | 84         | 1040       | 98         | 4861  |                    |  |  |  |  |  |  |  |  |  |  |  |  |  |
| 715-815       | 228       | 976       | 50        | 42        | 1315      | 126       | 60        | 875       | 127       | 96         | 1182       | 108        | 5185  |                    |  |  |  |  |  |  |  |  |  |  |  |  |  |
| 730-830       | 224       | 979       | 62        | 45        | 1310      | 116       | 72        | 861       | 131       | 103        | 1237       | 112        | 5252  |                    |  |  |  |  |  |  |  |  |  |  |  |  |  |
| 745-845       | 191       | 899       | 70        | 45        | 1239      | 106       | 87        | 846       | 129       | 93         | 1276       | 120        | 5101  |                    |  |  |  |  |  |  |  |  |  |  |  |  |  |
| 800-900       | 171       | 864       | 87        | 47        | 1161      | 100       | 95        | 806       | 137       | 71         | 1240       | 112        | 4891  |                    |  |  |  |  |  |  |  |  |  |  |  |  |  |



| 15 MIN COUNTS |           |           |           |           |           |           |           |           |           |            |            |            |       | 4:00 PM TO 6:00 PM |  |  |  |  |  |  |  |  |  |  |  |  |  |
|---------------|-----------|-----------|-----------|-----------|-----------|-----------|-----------|-----------|-----------|------------|------------|------------|-------|--------------------|--|--|--|--|--|--|--|--|--|--|--|--|--|
| PERIOD        | 1<br>SBRT | 2<br>SBTH | 3<br>SBLT | 4<br>WBRT | 5<br>WBTH | 6<br>WBLT | 7<br>NBRT | 8<br>NBTH | 9<br>NBLT | 10<br>EBRT | 11<br>EBTH | 12<br>EBLT | TOTAL |                    |  |  |  |  |  |  |  |  |  |  |  |  |  |
| 400-415       | 36        | 270       | 6         | 21        | 236       | 36        | 20        | 234       | 20        | 27         | 300        | 44         | 1250  |                    |  |  |  |  |  |  |  |  |  |  |  |  |  |
| 415-430       | 34        | 302       | 15        | 19        | 249       | 42        | 11        | 231       | 30        | 43         | 343        | 44         | 1363  |                    |  |  |  |  |  |  |  |  |  |  |  |  |  |
| 430-445       | 20        | 316       | 15        | 16        | 259       | 36        | 11        | 226       | 31        | 25         | 306        | 44         | 1305  |                    |  |  |  |  |  |  |  |  |  |  |  |  |  |
| 445-500       | 18        | 288       | 14        | 22        | 257       | 31        | 21        | 216       | 27        | 28         | 317        | 44         | 1283  |                    |  |  |  |  |  |  |  |  |  |  |  |  |  |
| 500-515       | 33        | 343       | 25        | 14        | 262       | 27        | 16        | 226       | 30        | 30         | 339        | 57         | 1402  |                    |  |  |  |  |  |  |  |  |  |  |  |  |  |
| 515-530       | 16        | 291       | 10        | 10        | 280       | 31        | 11        | 240       | 25        | 22         | 385        | 46         | 1367  |                    |  |  |  |  |  |  |  |  |  |  |  |  |  |
| 530-545       | 14        | 313       | 20        | 18        | 292       | 27        | 12        | 254       | 31        | 30         | 344        | 46         | 1401  |                    |  |  |  |  |  |  |  |  |  |  |  |  |  |
| 545-600       | 20        | 314       | 18        | 11        | 302       | 27        | 17        | 260       | 29        | 27         | 370        | 34         | 1429  |                    |  |  |  |  |  |  |  |  |  |  |  |  |  |
| HOUR TOTALS   |           |           |           |           |           |           |           |           |           |            |            |            |       |                    |  |  |  |  |  |  |  |  |  |  |  |  |  |
| TIME          | 1<br>SBRT | 2<br>SBTH | 3<br>SBLT | 4<br>WBRT | 5<br>WBTH | 6<br>WBLT | 7<br>NBRT | 8<br>NBTH | 9<br>NBLT | 10<br>EBRT | 11<br>EBTH | 12<br>EBLT | TOTAL |                    |  |  |  |  |  |  |  |  |  |  |  |  |  |
| 400-500       | 108       | 1176      | 50        | 78        | 1001      | 145       | 63        | 907       | 108       | 123        | 1266       | 176        | 5201  |                    |  |  |  |  |  |  |  |  |  |  |  |  |  |
| 415-515       | 105       | 1249      | 69        | 71        | 1027      | 136       | 59        | 899       | 118       | 126        | 1305       | 189        | 5353  |                    |  |  |  |  |  |  |  |  |  |  |  |  |  |
| 430-530       | 87        | 1238      | 64        | 62        | 1058      | 125       | 59        | 908       | 113       | 105        | 1347       | 191        | 5357  |                    |  |  |  |  |  |  |  |  |  |  |  |  |  |
| 445-545       | 81        | 1235      | 69        | 64        | 1091      | 116       | 60        | 936       | 113       | 110        | 1385       | 193        | 5453  |                    |  |  |  |  |  |  |  |  |  |  |  |  |  |
| 500-600       | 83        | 1261      | 73        | 53        | 1136      | 112       | 56        | 980       | 115       | 109        | 1438       | 183        | 5599  |                    |  |  |  |  |  |  |  |  |  |  |  |  |  |

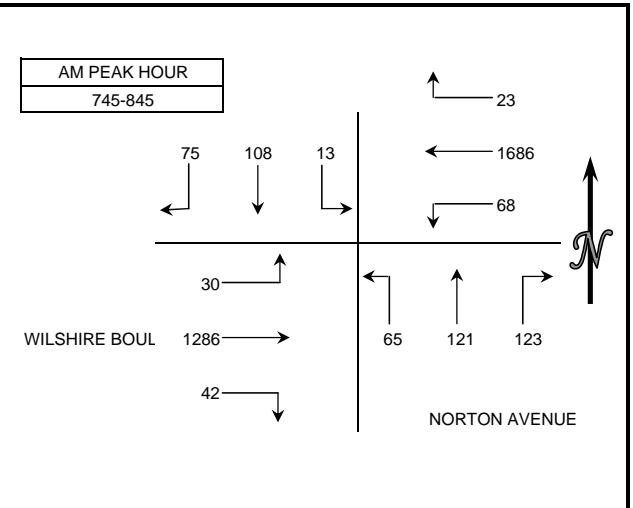




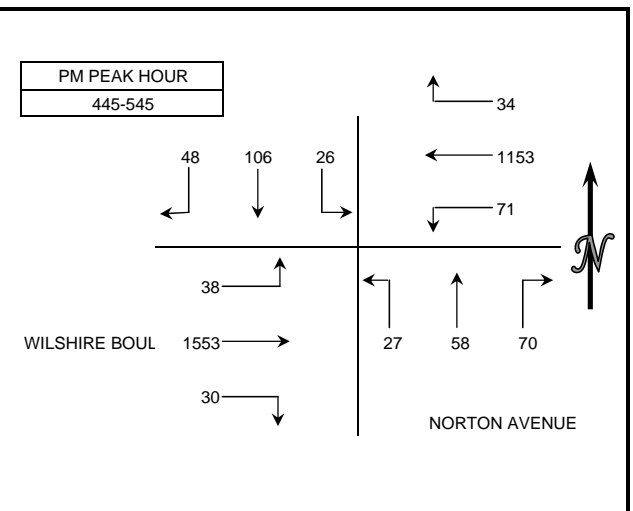
## INTERSECTION TURNING MOVEMENT COUNT SUMMARY

CLIENT: FEHR AND PEERS  
 PROJECT: WESTSIDE EXTENSION TRANSIT CORRIDOR COUNT PROGRAM  
 DATE: TUESDAY MAY 12, 2009  
 PERIODS: 7:00 AM TO 9:00 AM AND 4:00 PM TO 6:00 PM  
 INTERSECTION: N/S NORTON AVENUE  
 E/W WILSHIRE BOULEVARD  
 CITY: LOS ANGELES

| 15 MIN COUNTS |           |           |           |           |           |           |           |           |           |            |            |            |       | 7:00 AM TO 9:00 AM |  |  |  |  |  |  |  |  |  |  |  |  |  |
|---------------|-----------|-----------|-----------|-----------|-----------|-----------|-----------|-----------|-----------|------------|------------|------------|-------|--------------------|--|--|--|--|--|--|--|--|--|--|--|--|--|
| PERIOD        | 1<br>SBRT | 2<br>SBTH | 3<br>SBLT | 4<br>WBRT | 5<br>WBTH | 6<br>WBLT | 7<br>NBRT | 8<br>NBTH | 9<br>NBLT | 10<br>EBRT | 11<br>EBTH | 12<br>EBLT | TOTAL |                    |  |  |  |  |  |  |  |  |  |  |  |  |  |
| 700-715       | 8         | 11        | 6         | 5         | 365       | 6         | 19        | 7         | 20        | 3          | 176        | 5          | 631   |                    |  |  |  |  |  |  |  |  |  |  |  |  |  |
| 715-730       | 20        | 11        | 4         | 2         | 398       | 6         | 24        | 15        | 35        | 9          | 229        | 2          | 755   |                    |  |  |  |  |  |  |  |  |  |  |  |  |  |
| 730-745       | 19        | 16        | 2         | 1         | 273       | 7         | 34        | 30        | 41        | 12         | 289        | 4          | 728   |                    |  |  |  |  |  |  |  |  |  |  |  |  |  |
| 745-800       | 26        | 58        | 2         | 8         | 506       | 24        | 58        | 50        | 25        | 18         | 372        | 9          | 1156  |                    |  |  |  |  |  |  |  |  |  |  |  |  |  |
| 800-815       | 15        | 23        | 5         | 4         | 398       | 23        | 30        | 42        | 15        | 11         | 299        | 9          | 874   |                    |  |  |  |  |  |  |  |  |  |  |  |  |  |
| 815-830       | 13        | 15        | 2         | 7         | 333       | 10        | 23        | 16        | 17        | 11         | 346        | 5          | 798   |                    |  |  |  |  |  |  |  |  |  |  |  |  |  |
| 830-845       | 21        | 12        | 4         | 4         | 449       | 11        | 12        | 13        | 8         | 2          | 269        | 7          | 812   |                    |  |  |  |  |  |  |  |  |  |  |  |  |  |
| 845-900       | 14        | 10        | 2         | 5         | 243       | 7         | 18        | 15        | 9         | 3          | 323        | 10         | 659   |                    |  |  |  |  |  |  |  |  |  |  |  |  |  |
| HOUR TOTALS   |           |           |           |           |           |           |           |           |           |            |            |            |       |                    |  |  |  |  |  |  |  |  |  |  |  |  |  |
| TIME          | 1<br>SBRT | 2<br>SBTH | 3<br>SBLT | 4<br>WBRT | 5<br>WBTH | 6<br>WBLT | 7<br>NBRT | 8<br>NBTH | 9<br>NBLT | 10<br>EBRT | 11<br>EBTH | 12<br>EBLT | TOTAL |                    |  |  |  |  |  |  |  |  |  |  |  |  |  |
| 700-800       | 73        | 96        | 14        | 16        | 1542      | 43        | 135       | 102       | 121       | 42         | 1066       | 20         | 3270  |                    |  |  |  |  |  |  |  |  |  |  |  |  |  |
| 715-815       | 80        | 108       | 13        | 15        | 1575      | 60        | 146       | 137       | 116       | 50         | 1189       | 24         | 3513  |                    |  |  |  |  |  |  |  |  |  |  |  |  |  |
| 730-830       | 73        | 112       | 11        | 20        | 1510      | 64        | 145       | 138       | 98        | 52         | 1306       | 27         | 3556  |                    |  |  |  |  |  |  |  |  |  |  |  |  |  |
| 745-845       | 75        | 108       | 13        | 23        | 1686      | 68        | 123       | 121       | 65        | 42         | 1286       | 30         | 3640  |                    |  |  |  |  |  |  |  |  |  |  |  |  |  |
| 800-900       | 63        | 60        | 13        | 20        | 1423      | 51        | 83        | 86        | 49        | 27         | 1237       | 31         | 3143  |                    |  |  |  |  |  |  |  |  |  |  |  |  |  |



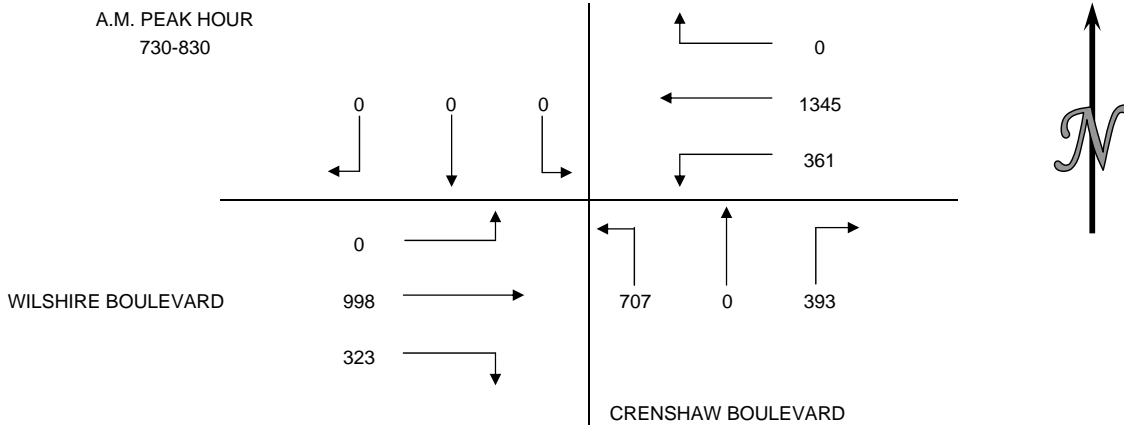
| 15 MIN COUNTS |           |           |           |           |           |           |           |           |           |            |            |            |       | 4:00 PM TO 6:00 PM |  |  |  |  |  |  |  |  |  |  |  |  |  |
|---------------|-----------|-----------|-----------|-----------|-----------|-----------|-----------|-----------|-----------|------------|------------|------------|-------|--------------------|--|--|--|--|--|--|--|--|--|--|--|--|--|
| PERIOD        | 1<br>SBRT | 2<br>SBTH | 3<br>SBLT | 4<br>WBRT | 5<br>WBTH | 6<br>WBLT | 7<br>NBRT | 8<br>NBTH | 9<br>NBLT | 10<br>EBRT | 11<br>EBTH | 12<br>EBLT | TOTAL |                    |  |  |  |  |  |  |  |  |  |  |  |  |  |
| 400-415       | 9         | 15        | 7         | 12        | 254       | 19        | 12        | 12        | 8         | 5          | 379        | 6          | 738   |                    |  |  |  |  |  |  |  |  |  |  |  |  |  |
| 415-430       | 18        | 26        | 6         | 6         | 261       | 18        | 9         | 26        | 4         | 14         | 334        | 10         | 732   |                    |  |  |  |  |  |  |  |  |  |  |  |  |  |
| 430-445       | 12        | 20        | 1         | 9         | 295       | 17        | 12        | 20        | 9         | 6          | 410        | 14         | 825   |                    |  |  |  |  |  |  |  |  |  |  |  |  |  |
| 445-500       | 8         | 28        | 5         | 10        | 289       | 16        | 14        | 13        | 7         | 5          | 379        | 5          | 779   |                    |  |  |  |  |  |  |  |  |  |  |  |  |  |
| 500-515       | 9         | 22        | 12        | 8         | 346       | 12        | 13        | 14        | 2         | 8          | 416        | 7          | 869   |                    |  |  |  |  |  |  |  |  |  |  |  |  |  |
| 515-530       | 16        | 22        | 4         | 8         | 249       | 14        | 19        | 16        | 8         | 7          | 341        | 16         | 720   |                    |  |  |  |  |  |  |  |  |  |  |  |  |  |
| 530-545       | 15        | 34        | 5         | 8         | 269       | 29        | 24        | 15        | 10        | 10         | 417        | 10         | 846   |                    |  |  |  |  |  |  |  |  |  |  |  |  |  |
| 545-600       | 15        | 34        | 6         | 9         | 258       | 24        | 21        | 17        | 7         | 9          | 351        | 8          | 759   |                    |  |  |  |  |  |  |  |  |  |  |  |  |  |
| HOUR TOTALS   |           |           |           |           |           |           |           |           |           |            |            |            |       |                    |  |  |  |  |  |  |  |  |  |  |  |  |  |
| TIME          | 1<br>SBRT | 2<br>SBTH | 3<br>SBLT | 4<br>WBRT | 5<br>WBTH | 6<br>WBLT | 7<br>NBRT | 8<br>NBTH | 9<br>NBLT | 10<br>EBRT | 11<br>EBTH | 12<br>EBLT | TOTAL |                    |  |  |  |  |  |  |  |  |  |  |  |  |  |
| 400-500       | 47        | 89        | 19        | 37        | 1099      | 70        | 47        | 71        | 28        | 30         | 1502       | 35         | 3074  |                    |  |  |  |  |  |  |  |  |  |  |  |  |  |
| 415-515       | 47        | 96        | 24        | 33        | 1191      | 63        | 48        | 73        | 22        | 33         | 1539       | 36         | 3205  |                    |  |  |  |  |  |  |  |  |  |  |  |  |  |
| 430-530       | 45        | 92        | 22        | 35        | 1179      | 59        | 58        | 63        | 26        | 26         | 1546       | 42         | 3193  |                    |  |  |  |  |  |  |  |  |  |  |  |  |  |
| 445-545       | 48        | 106       | 26        | 34        | 1153      | 71        | 70        | 58        | 27        | 30         | 1553       | 38         | 3214  |                    |  |  |  |  |  |  |  |  |  |  |  |  |  |
| 500-600       | 55        | 112       | 27        | 33        | 1122      | 79        | 77        | 62        | 27        | 34         | 1525       | 41         | 3194  |                    |  |  |  |  |  |  |  |  |  |  |  |  |  |



## INTERSECTION TURNING MOVEMENT COUNT SUMMARY

CLIENT: ITERIS  
 PROJECT: LOS ANGELES TRAFFIC COUNTS  
 DATE: TUESDAY, OCTOBER 21, 2008  
 PERIOD: 7:00 AM TO 10:00 AM  
 INTERSECTION: N/S CRENSHAW BOULEVARD  
 E/W WILSHIRE BOULEVARD

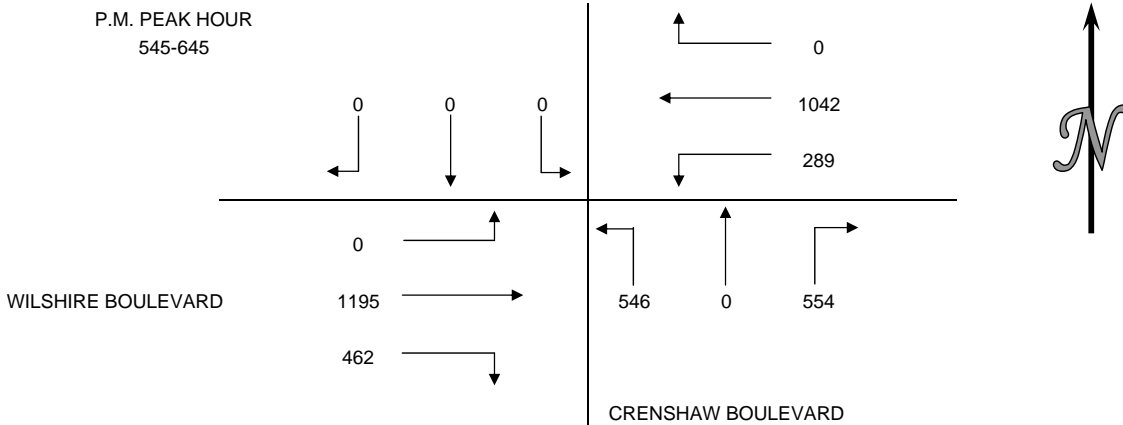
| 15 MIN COUNTS |           |           |           |           |           |           |           |           |           |            |            |            |       |
|---------------|-----------|-----------|-----------|-----------|-----------|-----------|-----------|-----------|-----------|------------|------------|------------|-------|
| PERIOD        | 1<br>SBRT | 2<br>SBTH | 3<br>SBLT | 4<br>WBRT | 5<br>WBTH | 6<br>WBLT | 7<br>NBRT | 8<br>NBTH | 9<br>NBLT | 10<br>EBRT | 11<br>EBTH | 12<br>EBLT | TOTAL |
| 700-715       | 0         | 0         | 0         | 0         | 294       | 93        | 87        | 0         | 154       | 65         | 181        | 0          | 874   |
| 715-730       | 0         | 0         | 0         | 0         | 328       | 105       | 97        | 0         | 162       | 70         | 205        | 0          | 967   |
| 730-745       | 0         | 0         | 0         | 0         | 336       | 96        | 90        | 0         | 179       | 79         | 226        | 0          | 1006  |
| 745-800       | 0         | 0         | 0         | 0         | 350       | 94        | 108       | 0         | 189       | 88         | 245        | 0          | 1074  |
| 800-815       | 0         | 0         | 0         | 0         | 336       | 82        | 99        | 0         | 163       | 83         | 268        | 0          | 1031  |
| 815-830       | 0         | 0         | 0         | 0         | 323       | 89        | 96        | 0         | 176       | 73         | 259        | 0          | 1016  |
| 830-845       | 0         | 0         | 0         | 0         | 308       | 92        | 101       | 0         | 171       | 62         | 235        | 0          | 969   |
| 845-900       | 0         | 0         | 0         | 0         | 287       | 92        | 96        | 0         | 164       | 71         | 237        | 0          | 947   |
| 900-915       | 0         | 0         | 0         | 0         | 253       | 93        | 107       | 0         | 151       | 74         | 223        | 0          | 901   |
| 915-930       | 0         | 0         | 0         | 0         | 232       | 90        | 100       | 0         | 157       | 70         | 214        | 0          | 863   |
| 930-945       | 0         | 0         | 0         | 0         | 225       | 81        | 96        | 0         | 150       | 50         | 207        | 0          | 809   |
| 945-1000      | 0         | 0         | 0         | 0         | 210       | 80        | 88        | 0         | 145       | 63         | 195        | 0          | 781   |
| HOURLY TOTALS |           |           |           |           |           |           |           |           |           |            |            |            |       |
| TIME          | 1<br>SBRT | 2<br>SBTH | 3<br>SBLT | 4<br>WBRT | 5<br>WBTH | 6<br>WBLT | 7<br>NBRT | 8<br>NBTH | 9<br>NBLT | 10<br>EBRT | 11<br>EBTH | 12<br>EBLT | TOTAL |
| 700-800       | 0         | 0         | 0         | 0         | 1308      | 388       | 382       | 0         | 684       | 302        | 857        | 0          | 3921  |
| 715-815       | 0         | 0         | 0         | 0         | 1350      | 377       | 394       | 0         | 693       | 320        | 944        | 0          | 4078  |
| 730-830       | 0         | 0         | 0         | 0         | 1345      | 361       | 393       | 0         | 707       | 323        | 998        | 0          | 4127  |
| 745-845       | 0         | 0         | 0         | 0         | 1317      | 357       | 404       | 0         | 699       | 306        | 1007       | 0          | 4090  |
| 800-900       | 0         | 0         | 0         | 0         | 1254      | 355       | 392       | 0         | 674       | 289        | 999        | 0          | 3963  |
| 815-815       | 0         | 0         | 0         | 0         | 1171      | 366       | 400       | 0         | 662       | 280        | 954        | 0          | 3833  |
| 830-930       | 0         | 0         | 0         | 0         | 1080      | 367       | 404       | 0         | 643       | 277        | 909        | 0          | 3680  |
| 845-945       | 0         | 0         | 0         | 0         | 997       | 356       | 399       | 0         | 622       | 265        | 881        | 0          | 3520  |
| 900-1000      | 0         | 0         | 0         | 0         | 920       | 344       | 391       | 0         | 603       | 257        | 839        | 0          | 3354  |



## INTERSECTION TURNING MOVEMENT COUNT SUMMARY

CLIENT: ITERIS  
 PROJECT: LOS ANGELES TRAFFIC COUNTS  
 DATE: TUESDAY, OCTOBER 21, 2008  
 PERIOD: 4:00 PM TO 7:00 PM  
 INTERSECTION: N/S CRENSHAW BOULEVARD  
 E/W WILSHIRE BOULEVARD

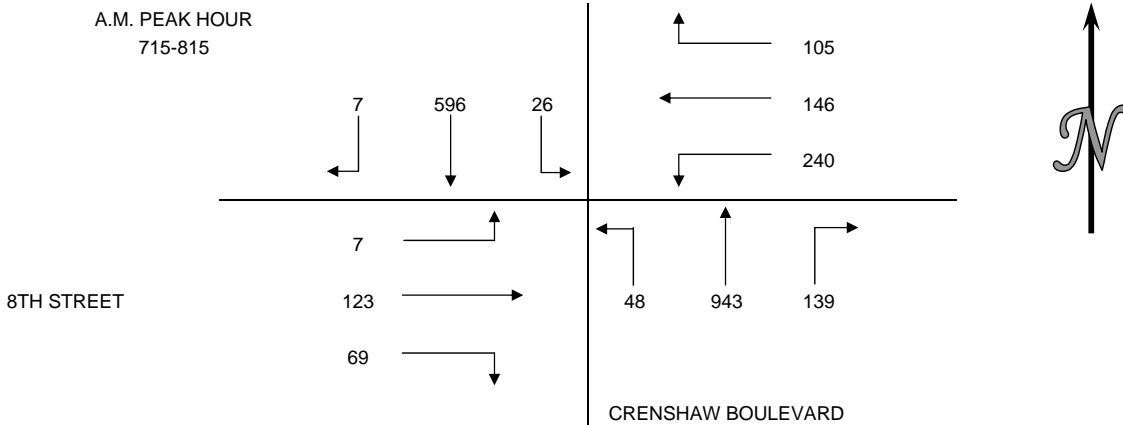
| 15 MIN COUNTS |           |           |           |           |           |           |           |           |           |            |            |            |       |
|---------------|-----------|-----------|-----------|-----------|-----------|-----------|-----------|-----------|-----------|------------|------------|------------|-------|
| PERIOD        | 1<br>SBRT | 2<br>SBTH | 3<br>SBLT | 4<br>WBRT | 5<br>WBTH | 6<br>WBLT | 7<br>NBRT | 8<br>NBTH | 9<br>NBLT | 10<br>EBRT | 11<br>EBTH | 12<br>EBLT | TOTAL |
| 400-415       | 0         | 0         | 0         | 0         | 230       | 65        | 107       | 0         | 101       | 113        | 261        | 0          | 877   |
| 415-430       | 0         | 0         | 0         | 0         | 245       | 61        | 118       | 0         | 117       | 105        | 256        | 0          | 902   |
| 430-445       | 0         | 0         | 0         | 0         | 267       | 63        | 100       | 0         | 124       | 112        | 246        | 0          | 912   |
| 445-500       | 0         | 0         | 0         | 0         | 253       | 60        | 120       | 0         | 139       | 118        | 274        | 0          | 964   |
| 500-515       | 0         | 0         | 0         | 0         | 234       | 57        | 137       | 0         | 140       | 113        | 260        | 0          | 941   |
| 515-530       | 0         | 0         | 0         | 0         | 253       | 62        | 142       | 0         | 130       | 119        | 281        | 0          | 987   |
| 530-545       | 0         | 0         | 0         | 0         | 249       | 65        | 142       | 0         | 130       | 114        | 299        | 0          | 999   |
| 545-600       | 0         | 0         | 0         | 0         | 254       | 68        | 138       | 0         | 144       | 110        | 285        | 0          | 999   |
| 600-615       | 0         | 0         | 0         | 0         | 260       | 73        | 139       | 0         | 136       | 115        | 319        | 0          | 1042  |
| 615-630       | 0         | 0         | 0         | 0         | 258       | 78        | 137       | 0         | 141       | 121        | 307        | 0          | 1042  |
| 630-645       | 0         | 0         | 0         | 0         | 270       | 70        | 140       | 0         | 125       | 116        | 284        | 0          | 1005  |
| 645-700       | 0         | 0         | 0         | 0         | 261       | 75        | 130       | 0         | 143       | 111        | 268        | 0          | 988   |
| HOURLY TOTALS |           |           |           |           |           |           |           |           |           |            |            |            |       |
| TIME          | 1<br>SBRT | 2<br>SBTH | 3<br>SBLT | 4<br>WBRT | 5<br>WBTH | 6<br>WBLT | 7<br>NBRT | 8<br>NBTH | 9<br>NBLT | 10<br>EBRT | 11<br>EBTH | 12<br>EBLT | TOTAL |
| 400-500       | 0         | 0         | 0         | 0         | 995       | 249       | 445       | 0         | 481       | 448        | 1037       | 0          | 3655  |
| 415-515       | 0         | 0         | 0         | 0         | 999       | 241       | 475       | 0         | 520       | 448        | 1036       | 0          | 3719  |
| 430-530       | 0         | 0         | 0         | 0         | 1007      | 242       | 499       | 0         | 533       | 462        | 1061       | 0          | 3804  |
| 445-545       | 0         | 0         | 0         | 0         | 989       | 244       | 541       | 0         | 539       | 464        | 1114       | 0          | 3891  |
| 500-600       | 0         | 0         | 0         | 0         | 990       | 252       | 559       | 0         | 544       | 456        | 1125       | 0          | 3926  |
| 515-615       | 0         | 0         | 0         | 0         | 1016      | 268       | 561       | 0         | 540       | 458        | 1184       | 0          | 4027  |
| 530-630       | 0         | 0         | 0         | 0         | 1021      | 284       | 556       | 0         | 551       | 460        | 1210       | 0          | 4082  |
| 545-645       | 0         | 0         | 0         | 0         | 1042      | 289       | 554       | 0         | 546       | 462        | 1195       | 0          | 4088  |
| 600-700       | 0         | 0         | 0         | 0         | 1049      | 296       | 546       | 0         | 545       | 463        | 1178       | 0          | 4077  |



## INTERSECTION TURNING MOVEMENT COUNT SUMMARY

CLIENT: ITERIS  
 PROJECT: LOS ANGELES TRAFFIC COUNTS  
 DATE: WEDNESDAY, OCTOBER 29, 2008  
 PERIOD: 7:00 AM TO 10:00 AM  
 INTERSECTION: N/S CRENSHAW BOULEVARD  
 E/W 8TH STREET

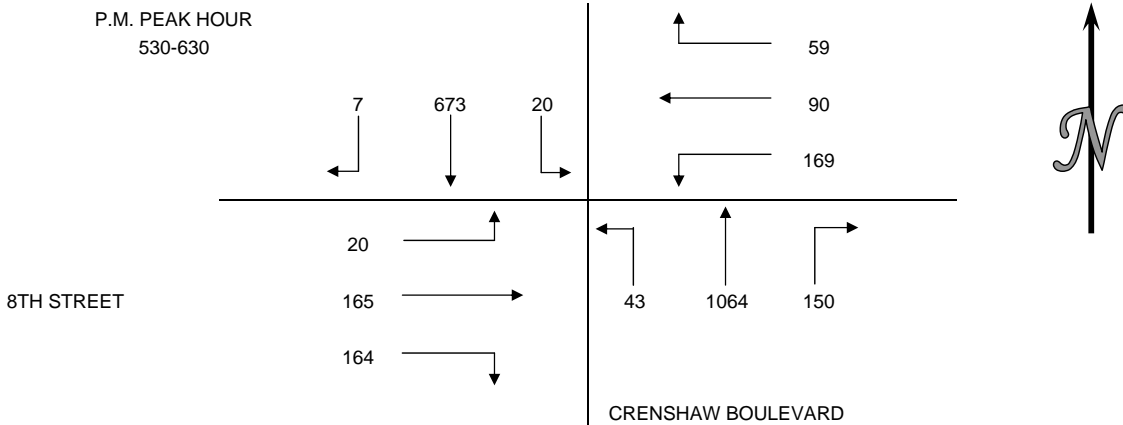
| 15 MIN COUNTS |           |           |           |           |           |           |           |           |           |            |            |            |       |
|---------------|-----------|-----------|-----------|-----------|-----------|-----------|-----------|-----------|-----------|------------|------------|------------|-------|
| PERIOD        | 1<br>SBRT | 2<br>SBTH | 3<br>SBLT | 4<br>WBRT | 5<br>WBTH | 6<br>WBLT | 7<br>NBRT | 8<br>NBTH | 9<br>NBLT | 10<br>EBRT | 11<br>EBTH | 12<br>EBLT | TOTAL |
| 700-715       | 3         | 125       | 5         | 19        | 27        | 52        | 20        | 202       | 12        | 13         | 38         | 5          | 521   |
| 715-730       | 2         | 142       | 9         | 27        | 35        | 65        | 28        | 235       | 12        | 16         | 34         | 2          | 607   |
| 730-745       | 1         | 162       | 9         | 32        | 44        | 57        | 38        | 235       | 14        | 15         | 32         | 2          | 641   |
| 745-800       | 1         | 147       | 6         | 21        | 38        | 59        | 40        | 241       | 13        | 19         | 29         | 2          | 616   |
| 800-815       | 3         | 145       | 2         | 25        | 29        | 59        | 33        | 232       | 9         | 19         | 28         | 1          | 585   |
| 815-830       | 0         | 145       | 8         | 23        | 32        | 56        | 41        | 229       | 11        | 17         | 35         | 5          | 602   |
| 830-845       | 0         | 147       | 5         | 21        | 25        | 51        | 37        | 236       | 14        | 15         | 20         | 6          | 577   |
| 845-900       | 2         | 158       | 4         | 20        | 25        | 48        | 32        | 221       | 10        | 12         | 21         | 1          | 554   |
| 900-915       | 2         | 146       | 8         | 12        | 18        | 30        | 35        | 226       | 14        | 9          | 28         | 3          | 531   |
| 915-930       | 4         | 154       | 3         | 17        | 15        | 40        | 24        | 235       | 10        | 8          | 18         | 2          | 530   |
| 930-945       | 0         | 147       | 3         | 16        | 18        | 36        | 32        | 236       | 15        | 9          | 20         | 3          | 535   |
| 945-1000      | 1         | 148       | 4         | 17        | 13        | 29        | 23        | 235       | 12        | 10         | 16         | 2          | 510   |
| HOURLY TOTALS |           |           |           |           |           |           |           |           |           |            |            |            |       |
| TIME          | 1<br>SBRT | 2<br>SBTH | 3<br>SBLT | 4<br>WBRT | 5<br>WBTH | 6<br>WBLT | 7<br>NBRT | 8<br>NBTH | 9<br>NBLT | 10<br>EBRT | 11<br>EBTH | 12<br>EBLT | TOTAL |
| 700-800       | 7         | 576       | 29        | 99        | 144       | 233       | 126       | 913       | 51        | 63         | 133        | 11         | 2385  |
| 715-815       | 7         | 596       | 26        | 105       | 146       | 240       | 139       | 943       | 48        | 69         | 123        | 7          | 2449  |
| 730-830       | 5         | 599       | 25        | 101       | 143       | 231       | 152       | 937       | 47        | 70         | 124        | 10         | 2444  |
| 745-845       | 4         | 584       | 21        | 90        | 124       | 225       | 151       | 938       | 47        | 70         | 112        | 14         | 2380  |
| 800-900       | 5         | 595       | 19        | 89        | 111       | 214       | 143       | 918       | 44        | 63         | 104        | 13         | 2318  |
| 815-815       | 4         | 596       | 25        | 76        | 100       | 185       | 145       | 912       | 49        | 53         | 104        | 15         | 2264  |
| 830-930       | 8         | 605       | 20        | 70        | 83        | 169       | 128       | 918       | 48        | 44         | 87         | 12         | 2192  |
| 845-945       | 8         | 605       | 18        | 65        | 76        | 154       | 123       | 918       | 49        | 38         | 87         | 9          | 2150  |
| 900-1000      | 7         | 595       | 18        | 62        | 64        | 135       | 114       | 932       | 51        | 36         | 82         | 10         | 2106  |



## INTERSECTION TURNING MOVEMENT COUNT SUMMARY

CLIENT: ITERIS  
 PROJECT: LOS ANGELES TRAFFIC COUNTS  
 DATE: WEDNESDAY, OCTOBER 29, 2008  
 PERIOD: 4:00 PM TO 7:00 PM  
 INTERSECTION: N/S CRENSHAW BOULEVARD  
 E/W 8TH STREET

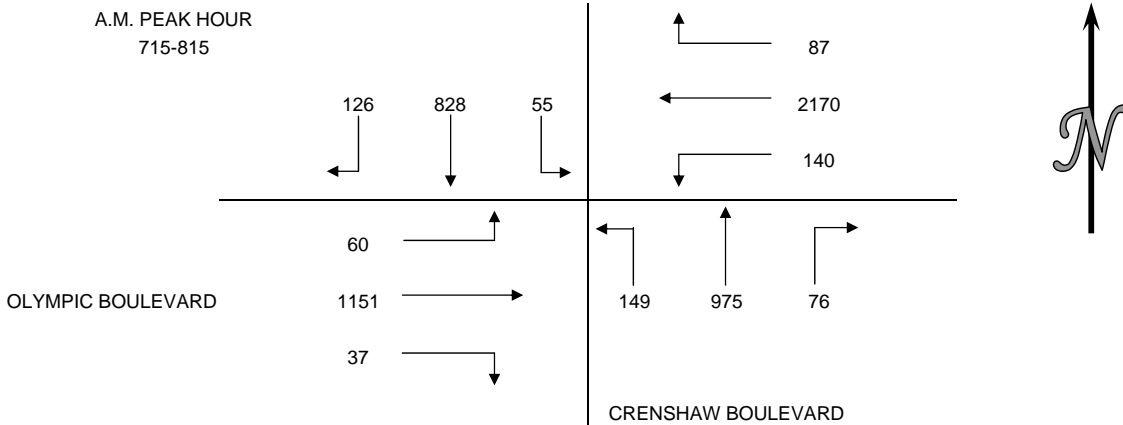
| 15 MIN COUNTS |           |           |           |           |           |           |           |           |           |            |            |            |       |
|---------------|-----------|-----------|-----------|-----------|-----------|-----------|-----------|-----------|-----------|------------|------------|------------|-------|
| PERIOD        | 1<br>SBRT | 2<br>SBTH | 3<br>SBLT | 4<br>WBRT | 5<br>WBTH | 6<br>WBLT | 7<br>NBRT | 8<br>NBTH | 9<br>NBLT | 10<br>EBRT | 11<br>EBTH | 12<br>EBLT | TOTAL |
| 400-415       | 3         | 144       | 4         | 15        | 13        | 38        | 25        | 205       | 4         | 32         | 34         | 2          | 519   |
| 415-430       | 2         | 162       | 6         | 16        | 18        | 48        | 28        | 235       | 8         | 37         | 36         | 3          | 599   |
| 430-445       | 4         | 193       | 5         | 13        | 13        | 36        | 27        | 227       | 6         | 40         | 42         | 3          | 609   |
| 445-500       | 1         | 192       | 6         | 14        | 10        | 42        | 34        | 229       | 6         | 30         | 40         | 5          | 609   |
| 500-515       | 1         | 187       | 5         | 16        | 10        | 39        | 40        | 240       | 7         | 37         | 40         | 5          | 627   |
| 515-530       | 1         | 168       | 3         | 18        | 19        | 48        | 40        | 251       | 11        | 31         | 49         | 8          | 647   |
| 530-545       | 1         | 164       | 6         | 16        | 21        | 39        | 42        | 281       | 8         | 41         | 47         | 3          | 669   |
| 545-600       | 2         | 154       | 6         | 16        | 22        | 41        | 42        | 267       | 13        | 44         | 42         | 5          | 654   |
| 600-615       | 3         | 178       | 3         | 14        | 24        | 43        | 31        | 256       | 10        | 39         | 38         | 6          | 645   |
| 615-630       | 1         | 177       | 5         | 13        | 23        | 46        | 35        | 260       | 12        | 40         | 38         | 6          | 656   |
| 630-645       | 1         | 191       | 5         | 13        | 21        | 46        | 39        | 245       | 13        | 31         | 27         | 6          | 638   |
| 645-700       | 3         | 186       | 6         | 17        | 24        | 42        | 34        | 251       | 12        | 22         | 38         | 4          | 639   |
| HOURLY TOTALS |           |           |           |           |           |           |           |           |           |            |            |            |       |
| TIME          | 1<br>SBRT | 2<br>SBTH | 3<br>SBLT | 4<br>WBRT | 5<br>WBTH | 6<br>WBLT | 7<br>NBRT | 8<br>NBTH | 9<br>NBLT | 10<br>EBRT | 11<br>EBTH | 12<br>EBLT | TOTAL |
| 400-500       | 10        | 691       | 21        | 58        | 54        | 164       | 114       | 896       | 24        | 139        | 152        | 13         | 2336  |
| 415-515       | 8         | 734       | 22        | 59        | 51        | 165       | 129       | 931       | 27        | 144        | 158        | 16         | 2444  |
| 430-530       | 7         | 740       | 19        | 61        | 52        | 165       | 141       | 947       | 30        | 138        | 171        | 21         | 2492  |
| 445-545       | 4         | 711       | 20        | 64        | 60        | 168       | 156       | 1001      | 32        | 139        | 176        | 21         | 2552  |
| 500-600       | 5         | 673       | 20        | 66        | 72        | 167       | 164       | 1039      | 39        | 153        | 178        | 21         | 2597  |
| 515-615       | 7         | 664       | 18        | 64        | 86        | 171       | 155       | 1055      | 42        | 155        | 176        | 22         | 2615  |
| 530-630       | 7         | 673       | 20        | 59        | 90        | 169       | 150       | 1064      | 43        | 164        | 165        | 20         | 2624  |
| 545-645       | 7         | 700       | 19        | 56        | 90        | 176       | 147       | 1028      | 48        | 154        | 145        | 23         | 2593  |
| 600-700       | 8         | 732       | 19        | 57        | 92        | 177       | 139       | 1012      | 47        | 132        | 141        | 22         | 2578  |



## INTERSECTION TURNING MOVEMENT COUNT SUMMARY

CLIENT: ITERIS  
 PROJECT: LOS ANGELES TRAFFIC COUNTS  
 DATE: WEDNESDAY OCTOBER 15, 2008  
 PERIOD: 7:00 AM TO 10:00 AM  
 INTERSECTION: N/S CRENSHAW BOULEVARD  
 E/W OLYMPIC BOULEVARD

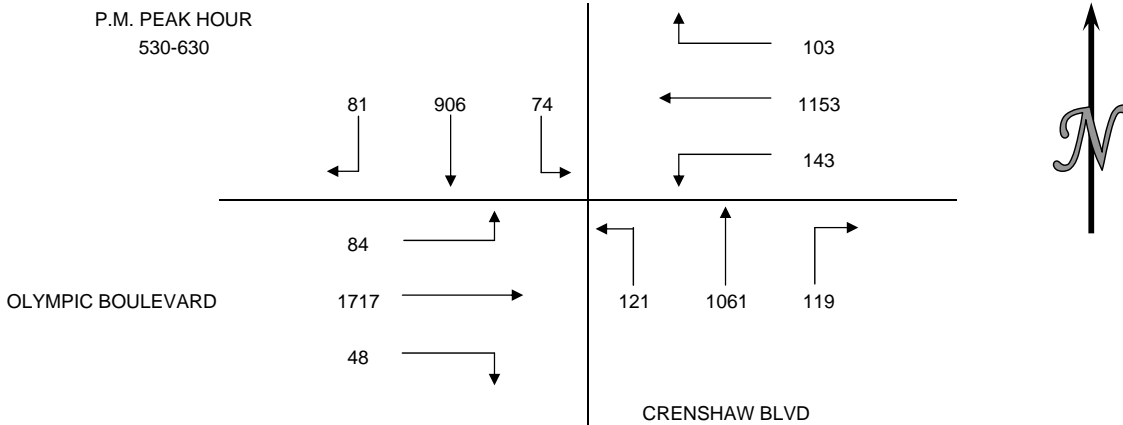
| 15 MIN COUNTS |           |           |           |           |           |           |           |           |           |            |            |            |       |
|---------------|-----------|-----------|-----------|-----------|-----------|-----------|-----------|-----------|-----------|------------|------------|------------|-------|
| PERIOD        | 1<br>SBRT | 2<br>SBTH | 3<br>SBLT | 4<br>WBRT | 5<br>WBTH | 6<br>WBLT | 7<br>NBRT | 8<br>NBTH | 9<br>NBLT | 10<br>EBRT | 11<br>EBTH | 12<br>EBLT | TOTAL |
| 700-715       | 25        | 182       | 10        | 27        | 489       | 30        | 7         | 191       | 22        | 8          | 108        | 12         | 1111  |
| 715-730       | 45        | 184       | 9         | 25        | 597       | 31        | 22        | 283       | 53        | 6          | 248        | 10         | 1513  |
| 730-745       | 31        | 199       | 13        | 25        | 530       | 28        | 11        | 163       | 22        | 11         | 281        | 17         | 1331  |
| 745-800       | 34        | 254       | 19        | 28        | 623       | 46        | 21        | 248       | 35        | 7          | 278        | 18         | 1611  |
| 800-815       | 16        | 191       | 14        | 9         | 420       | 35        | 22        | 281       | 39        | 13         | 344        | 15         | 1399  |
| 815-830       | 22        | 209       | 8         | 21        | 378       | 34        | 23        | 250       | 32        | 10         | 273        | 15         | 1275  |
| 830-845       | 17        | 191       | 21        | 20        | 393       | 33        | 31        | 250       | 35        | 15         | 314        | 18         | 1338  |
| 845-900       | 14        | 177       | 14        | 24        | 332       | 24        | 22        | 267       | 25        | 7          | 246        | 7          | 1159  |
| 900-915       | 18        | 178       | 12        | 20        | 334       | 30        | 29        | 214       | 30        | 18         | 264        | 15         | 1162  |
| 915-930       | 16        | 174       | 9         | 17        | 260       | 25        | 25        | 271       | 34        | 16         | 234        | 18         | 1099  |
| 930-945       | 24        | 187       | 14        | 25        | 292       | 31        | 34        | 240       | 35        | 11         | 198        | 22         | 1113  |
| 945-1000      | 18        | 129       | 9         | 22        | 202       | 23        | 35        | 244       | 28        | 13         | 191        | 25         | 939   |
| HOURLY TOTALS |           |           |           |           |           |           |           |           |           |            |            |            |       |
| TIME          | 1<br>SBRT | 2<br>SBTH | 3<br>SBLT | 4<br>WBRT | 5<br>WBTH | 6<br>WBLT | 7<br>NBRT | 8<br>NBTH | 9<br>NBLT | 10<br>EBRT | 11<br>EBTH | 12<br>EBLT | TOTAL |
| 700-800       | 135       | 819       | 51        | 105       | 2239      | 135       | 61        | 885       | 132       | 32         | 915        | 57         | 5566  |
| 715-815       | 126       | 828       | 55        | 87        | 2170      | 140       | 76        | 975       | 149       | 37         | 1151       | 60         | 5854  |
| 730-830       | 103       | 853       | 54        | 83        | 1951      | 143       | 77        | 942       | 128       | 41         | 1176       | 65         | 5616  |
| 745-845       | 89        | 845       | 62        | 78        | 1814      | 148       | 97        | 1029      | 141       | 45         | 1209       | 66         | 5623  |
| 800-900       | 69        | 768       | 57        | 74        | 1523      | 126       | 98        | 1048      | 131       | 45         | 1177       | 55         | 5171  |
| 815-815       | 71        | 755       | 55        | 85        | 1437      | 121       | 105       | 981       | 122       | 50         | 1097       | 55         | 4934  |
| 830-930       | 65        | 720       | 56        | 81        | 1319      | 112       | 107       | 1002      | 124       | 56         | 1058       | 58         | 4758  |
| 845-945       | 72        | 716       | 49        | 86        | 1218      | 110       | 110       | 992       | 124       | 52         | 942        | 62         | 4533  |
| 900-1000      | 76        | 668       | 44        | 84        | 1088      | 109       | 123       | 969       | 127       | 58         | 887        | 80         | 4313  |



## INTERSECTION TURNING MOVEMENT COUNT SUMMARY

CLIENT: ITERIS  
 PROJECT: LOS ANGELES TRAFFIC COUNTS  
 DATE: WEDNESDAY OCTOBER 15, 2008  
 PERIOD: 4:00 PM TO 7:00 PM  
 INTERSECTION: N/S CRENSHAW BLVD  
 E/W OLYMPIC BOULEVARD

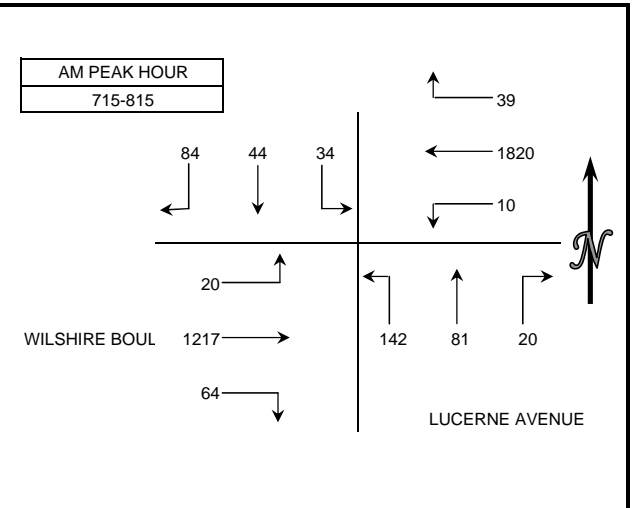
| 15 MIN COUNTS |           |           |           |           |           |           |           |           |           |            |            |            |       |
|---------------|-----------|-----------|-----------|-----------|-----------|-----------|-----------|-----------|-----------|------------|------------|------------|-------|
| PERIOD        | 1<br>SBRT | 2<br>SBTH | 3<br>SBLT | 4<br>WBRT | 5<br>WBTH | 6<br>WBLT | 7<br>NBRT | 8<br>NBTH | 9<br>NBLT | 10<br>EBRT | 11<br>EBTH | 12<br>EBLT | TOTAL |
| 400-415       | 13        | 217       | 13        | 18        | 168       | 30        | 33        | 204       | 13        | 13         | 382        | 23         | 1127  |
| 415-430       | 15        | 239       | 25        | 31        | 239       | 41        | 21        | 201       | 18        | 22         | 344        | 18         | 1214  |
| 430-445       | 19        | 228       | 14        | 29        | 203       | 34        | 40        | 236       | 14        | 21         | 368        | 19         | 1225  |
| 445-500       | 10        | 198       | 19        | 19        | 227       | 28        | 39        | 257       | 23        | 13         | 357        | 17         | 1207  |
| 500-515       | 20        | 272       | 21        | 29        | 287       | 35        | 37        | 219       | 26        | 13         | 427        | 22         | 1408  |
| 515-530       | 18        | 241       | 21        | 14        | 233       | 25        | 41        | 264       | 26        | 16         | 386        | 34         | 1319  |
| 530-545       | 24        | 207       | 19        | 22        | 290       | 39        | 26        | 247       | 34        | 13         | 466        | 18         | 1405  |
| 545-600       | 15        | 223       | 17        | 29        | 283       | 35        | 30        | 234       | 26        | 9          | 384        | 20         | 1305  |
| 600-615       | 17        | 235       | 21        | 34        | 309       | 30        | 32        | 287       | 32        | 14         | 438        | 21         | 1470  |
| 615-630       | 25        | 241       | 17        | 18        | 271       | 39        | 31        | 293       | 29        | 12         | 429        | 25         | 1430  |
| 630-645       | 11        | 175       | 11        | 25        | 249       | 23        | 29        | 231       | 26        | 10         | 326        | 23         | 1139  |
| 645-700       | 20        | 178       | 13        | 22        | 208       | 29        | 34        | 204       | 21        | 12         | 340        | 30         | 1111  |
| HOURLY TOTALS |           |           |           |           |           |           |           |           |           |            |            |            |       |
| TIME          | 1<br>SBRT | 2<br>SBTH | 3<br>SBLT | 4<br>WBRT | 5<br>WBTH | 6<br>WBLT | 7<br>NBRT | 8<br>NBTH | 9<br>NBLT | 10<br>EBRT | 11<br>EBTH | 12<br>EBLT | TOTAL |
| 400-500       | 57        | 882       | 71        | 97        | 837       | 133       | 133       | 898       | 68        | 69         | 1451       | 77         | 4773  |
| 415-515       | 64        | 937       | 79        | 108       | 956       | 138       | 137       | 913       | 81        | 69         | 1496       | 76         | 5054  |
| 430-530       | 67        | 939       | 75        | 91        | 950       | 122       | 157       | 976       | 89        | 63         | 1538       | 92         | 5159  |
| 445-545       | 72        | 918       | 80        | 84        | 1037      | 127       | 143       | 987       | 109       | 55         | 1636       | 91         | 5339  |
| 500-600       | 77        | 943       | 78        | 94        | 1093      | 134       | 134       | 964       | 112       | 51         | 1663       | 94         | 5437  |
| 515-615       | 74        | 906       | 78        | 99        | 1115      | 129       | 129       | 1032      | 118       | 52         | 1674       | 93         | 5499  |
| 530-630       | 81        | 906       | 74        | 103       | 1153      | 143       | 119       | 1061      | 121       | 48         | 1717       | 84         | 5610  |
| 545-645       | 68        | 874       | 66        | 106       | 1112      | 127       | 122       | 1045      | 113       | 45         | 1577       | 89         | 5344  |
| 600-700       | 73        | 829       | 62        | 99        | 1037      | 121       | 126       | 1015      | 108       | 48         | 1533       | 99         | 5150  |



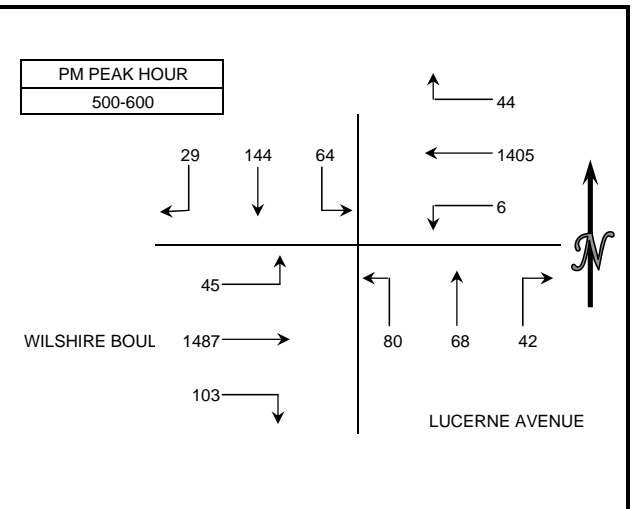
## INTERSECTION TURNING MOVEMENT COUNT SUMMARY

CLIENT: FEHR AND PEERS  
 PROJECT: WESTSIDE EXTENSION TRANSIT CORRIDOR COUNT PROGRAM  
 DATE: TUESDAY MAY 12, 2009  
 PERIODS: 7:00 AM TO 9:00 AM AND 4:00 PM TO 6:00 PM  
 INTERSECTION: N/S LUCERNE AVENUE  
 E/W WILSHIRE BOULEVARD  
 CITY: LOS ANGELES

| 15 MIN COUNTS |           |           |           |           |           |           |           |           |           |            |            |            |       | 7:00 AM TO 9:00 AM |  |  |  |  |  |  |  |  |  |  |  |  |  |
|---------------|-----------|-----------|-----------|-----------|-----------|-----------|-----------|-----------|-----------|------------|------------|------------|-------|--------------------|--|--|--|--|--|--|--|--|--|--|--|--|--|
| PERIOD        | 1<br>SBRT | 2<br>SBTH | 3<br>SBLT | 4<br>WBRT | 5<br>WBTH | 6<br>WBLT | 7<br>NBRT | 8<br>NBTH | 9<br>NBLT | 10<br>EBRT | 11<br>EBTH | 12<br>EBLT | TOTAL |                    |  |  |  |  |  |  |  |  |  |  |  |  |  |
| 700-715       | 12        | 6         | 4         | 4         | 363       | 2         | 1         | 12        | 28        | 8          | 166        | 7          | 613   |                    |  |  |  |  |  |  |  |  |  |  |  |  |  |
| 715-730       | 15        | 10        | 5         | 7         | 472       | 3         | 4         | 15        | 36        | 15         | 240        | 3          | 825   |                    |  |  |  |  |  |  |  |  |  |  |  |  |  |
| 730-745       | 26        | 13        | 11        | 13        | 494       | 1         | 4         | 18        | 40        | 11         | 283        | 6          | 920   |                    |  |  |  |  |  |  |  |  |  |  |  |  |  |
| 745-800       | 21        | 12        | 8         | 7         | 430       | 2         | 5         | 30        | 35        | 21         | 336        | 6          | 913   |                    |  |  |  |  |  |  |  |  |  |  |  |  |  |
| 800-815       | 22        | 9         | 10        | 12        | 424       | 4         | 7         | 18        | 31        | 17         | 358        | 5          | 917   |                    |  |  |  |  |  |  |  |  |  |  |  |  |  |
| 815-830       | 13        | 6         | 7         | 7         | 386       | 3         | 7         | 14        | 29        | 13         | 303        | 9          | 797   |                    |  |  |  |  |  |  |  |  |  |  |  |  |  |
| 830-845       | 10        | 9         | 8         | 11        | 369       | 3         | 8         | 17        | 23        | 10         | 286        | 7          | 761   |                    |  |  |  |  |  |  |  |  |  |  |  |  |  |
| 845-900       | 17        | 3         | 5         | 10        | 384       | 1         | 5         | 20        | 29        | 14         | 298        | 8          | 794   |                    |  |  |  |  |  |  |  |  |  |  |  |  |  |
| HOUR TOTALS   |           |           |           |           |           |           |           |           |           |            |            |            |       |                    |  |  |  |  |  |  |  |  |  |  |  |  |  |
| TIME          | 1<br>SBRT | 2<br>SBTH | 3<br>SBLT | 4<br>WBRT | 5<br>WBTH | 6<br>WBLT | 7<br>NBRT | 8<br>NBTH | 9<br>NBLT | 10<br>EBRT | 11<br>EBTH | 12<br>EBLT | TOTAL |                    |  |  |  |  |  |  |  |  |  |  |  |  |  |
| 700-800       | 74        | 41        | 28        | 31        | 1759      | 8         | 14        | 75        | 139       | 55         | 1025       | 22         | 3271  |                    |  |  |  |  |  |  |  |  |  |  |  |  |  |
| 715-815       | 84        | 44        | 34        | 39        | 1820      | 10        | 20        | 81        | 142       | 64         | 1217       | 20         | 3575  |                    |  |  |  |  |  |  |  |  |  |  |  |  |  |
| 730-830       | 82        | 40        | 36        | 39        | 1734      | 10        | 23        | 80        | 135       | 62         | 1280       | 26         | 3547  |                    |  |  |  |  |  |  |  |  |  |  |  |  |  |
| 745-845       | 66        | 36        | 33        | 37        | 1609      | 12        | 27        | 79        | 118       | 61         | 1283       | 27         | 3388  |                    |  |  |  |  |  |  |  |  |  |  |  |  |  |
| 800-900       | 62        | 27        | 30        | 40        | 1563      | 11        | 27        | 69        | 112       | 54         | 1245       | 29         | 3269  |                    |  |  |  |  |  |  |  |  |  |  |  |  |  |



| 15 MIN COUNTS |           |           |           |           |           |           |           |           |           |            |            |            |       | 4:00 PM TO 6:00 PM |  |  |  |  |  |  |  |  |  |  |  |  |  |
|---------------|-----------|-----------|-----------|-----------|-----------|-----------|-----------|-----------|-----------|------------|------------|------------|-------|--------------------|--|--|--|--|--|--|--|--|--|--|--|--|--|
| PERIOD        | 1<br>SBRT | 2<br>SBTH | 3<br>SBLT | 4<br>WBRT | 5<br>WBTH | 6<br>WBLT | 7<br>NBRT | 8<br>NBTH | 9<br>NBLT | 10<br>EBRT | 11<br>EBTH | 12<br>EBLT | TOTAL |                    |  |  |  |  |  |  |  |  |  |  |  |  |  |
| 400-415       | 2         | 29        | 9         | 21        | 344       | 1         | 11        | 17        | 23        | 25         | 370        | 8          | 860   |                    |  |  |  |  |  |  |  |  |  |  |  |  |  |
| 415-430       | 0         | 23        | 6         | 14        | 274       | 0         | 2         | 7         | 5         | 12         | 337        | 2          | 682   |                    |  |  |  |  |  |  |  |  |  |  |  |  |  |
| 430-445       | 8         | 38        | 12        | 23        | 299       | 13        | 14        | 20        | 30        | 37         | 388        | 12         | 894   |                    |  |  |  |  |  |  |  |  |  |  |  |  |  |
| 445-500       | 9         | 21        | 14        | 33        | 353       | 4         | 14        | 11        | 16        | 28         | 336        | 18         | 857   |                    |  |  |  |  |  |  |  |  |  |  |  |  |  |
| 500-515       | 4         | 35        | 21        | 21        | 375       | 0         | 6         | 20        | 18        | 26         | 328        | 11         | 865   |                    |  |  |  |  |  |  |  |  |  |  |  |  |  |
| 515-530       | 2         | 36        | 16        | 13        | 312       | 2         | 9         | 15        | 10        | 26         | 336        | 10         | 787   |                    |  |  |  |  |  |  |  |  |  |  |  |  |  |
| 530-545       | 10        | 46        | 14        | 8         | 340       | 0         | 15        | 21        | 28        | 23         | 450        | 12         | 967   |                    |  |  |  |  |  |  |  |  |  |  |  |  |  |
| 545-600       | 13        | 27        | 13        | 2         | 378       | 4         | 12        | 12        | 24        | 28         | 373        | 12         | 898   |                    |  |  |  |  |  |  |  |  |  |  |  |  |  |
| HOUR TOTALS   |           |           |           |           |           |           |           |           |           |            |            |            |       |                    |  |  |  |  |  |  |  |  |  |  |  |  |  |
| TIME          | 1<br>SBRT | 2<br>SBTH | 3<br>SBLT | 4<br>WBRT | 5<br>WBTH | 6<br>WBLT | 7<br>NBRT | 8<br>NBTH | 9<br>NBLT | 10<br>EBRT | 11<br>EBTH | 12<br>EBLT | TOTAL |                    |  |  |  |  |  |  |  |  |  |  |  |  |  |
| 400-500       | 19        | 111       | 41        | 91        | 1270      | 18        | 41        | 55        | 74        | 102        | 1431       | 40         | 3293  |                    |  |  |  |  |  |  |  |  |  |  |  |  |  |
| 415-515       | 21        | 117       | 53        | 91        | 1301      | 17        | 36        | 58        | 69        | 103        | 1389       | 43         | 3298  |                    |  |  |  |  |  |  |  |  |  |  |  |  |  |
| 430-530       | 23        | 130       | 63        | 90        | 1339      | 19        | 43        | 66        | 74        | 117        | 1388       | 51         | 3403  |                    |  |  |  |  |  |  |  |  |  |  |  |  |  |
| 445-545       | 25        | 138       | 65        | 75        | 1380      | 6         | 44        | 67        | 72        | 103        | 1450       | 51         | 3476  |                    |  |  |  |  |  |  |  |  |  |  |  |  |  |
| 500-600       | 29        | 144       | 64        | 44        | 1405      | 6         | 42        | 68        | 80        | 103        | 1487       | 45         | 3517  |                    |  |  |  |  |  |  |  |  |  |  |  |  |  |

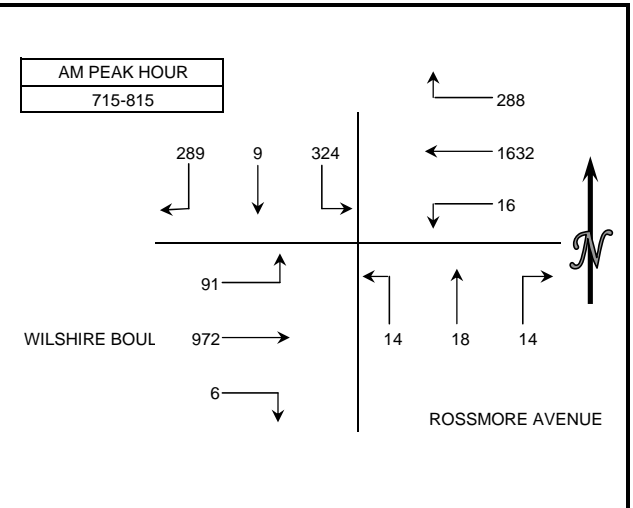




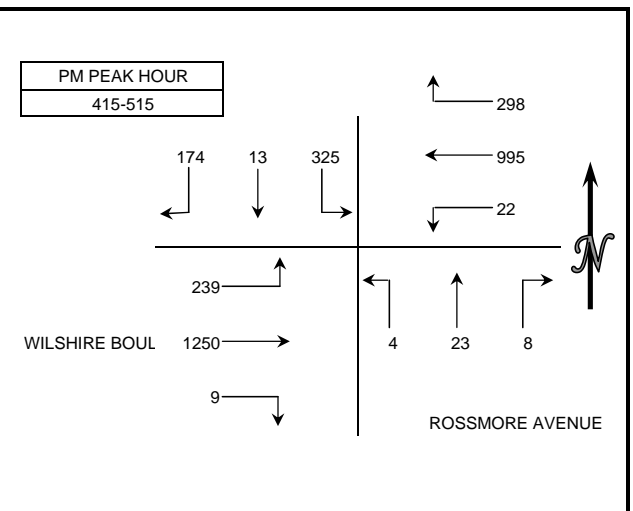
## INTERSECTION TURNING MOVEMENT COUNT SUMMARY

CLIENT: FEHR AND PEERS  
 PROJECT: WESTSIDE EXTENSION TRANSIT CORRIDOR COUNT PROGRAM  
 DATE: TUESDAY MAY 12, 2009  
 PERIODS: 7:00 AM TO 9:00 AM AND 4:00 PM TO 6:00 PM  
 INTERSECTION: N/S ROSSMORE AVENUE  
 E/W WILSHIRE BOULEVARD  
 CITY: LOS ANGELES

| 15 MIN COUNTS |           |           |           |           |           |           |           |           |           |            |            |            |       | 7:00 AM TO 9:00 AM |  |  |  |  |  |  |  |  |  |  |  |  |  |
|---------------|-----------|-----------|-----------|-----------|-----------|-----------|-----------|-----------|-----------|------------|------------|------------|-------|--------------------|--|--|--|--|--|--|--|--|--|--|--|--|--|
| PERIOD        | 1<br>SBRT | 2<br>SBTH | 3<br>SBLT | 4<br>WBRT | 5<br>WBTH | 6<br>WBLT | 7<br>NBRT | 8<br>NBTH | 9<br>NBLT | 10<br>EBRT | 11<br>EBTH | 12<br>EBLT | TOTAL |                    |  |  |  |  |  |  |  |  |  |  |  |  |  |
| 700-715       | 76        | 8         | 56        | 74        | 319       | 4         | 3         | 3         | 2         | 3          | 130        | 23         | 701   |                    |  |  |  |  |  |  |  |  |  |  |  |  |  |
| 715-730       | 72        | 2         | 80        | 71        | 411       | 9         | 3         | 5         | 5         | 1          | 193        | 18         | 870   |                    |  |  |  |  |  |  |  |  |  |  |  |  |  |
| 730-745       | 76        | 3         | 76        | 70        | 435       | 1         | 4         | 5         | 3         | 1          | 240        | 24         | 938   |                    |  |  |  |  |  |  |  |  |  |  |  |  |  |
| 745-800       | 72        | 1         | 79        | 76        | 407       | 3         | 3         | 2         | 1         | 4          | 267        | 24         | 939   |                    |  |  |  |  |  |  |  |  |  |  |  |  |  |
| 800-815       | 69        | 3         | 89        | 71        | 379       | 3         | 4         | 6         | 5         | 0          | 272        | 25         | 926   |                    |  |  |  |  |  |  |  |  |  |  |  |  |  |
| 815-830       | 60        | 5         | 56        | 75        | 365       | 4         | 2         | 2         | 1         | 1          | 237        | 25         | 833   |                    |  |  |  |  |  |  |  |  |  |  |  |  |  |
| 830-845       | 72        | 3         | 67        | 82        | 318       | 1         | 3         | 3         | 1         | 4          | 215        | 35         | 804   |                    |  |  |  |  |  |  |  |  |  |  |  |  |  |
| 845-900       | 55        | 3         | 66        | 88        | 302       | 5         | 8         | 2         | 3         | 3          | 236        | 31         | 802   |                    |  |  |  |  |  |  |  |  |  |  |  |  |  |
| HOUR TOTALS   |           |           |           |           |           |           |           |           |           |            |            |            |       |                    |  |  |  |  |  |  |  |  |  |  |  |  |  |
| TIME          | 1<br>SBRT | 2<br>SBTH | 3<br>SBLT | 4<br>WBRT | 5<br>WBTH | 6<br>WBLT | 7<br>NBRT | 8<br>NBTH | 9<br>NBLT | 10<br>EBRT | 11<br>EBTH | 12<br>EBLT | TOTAL |                    |  |  |  |  |  |  |  |  |  |  |  |  |  |
| 700-800       | 296       | 14        | 291       | 291       | 1572      | 17        | 13        | 15        | 11        | 9          | 830        | 89         | 3448  |                    |  |  |  |  |  |  |  |  |  |  |  |  |  |
| 715-815       | 289       | 9         | 324       | 288       | 1632      | 16        | 14        | 18        | 14        | 6          | 972        | 91         | 3673  |                    |  |  |  |  |  |  |  |  |  |  |  |  |  |
| 730-830       | 277       | 12        | 300       | 292       | 1586      | 11        | 13        | 15        | 10        | 6          | 1016       | 98         | 3636  |                    |  |  |  |  |  |  |  |  |  |  |  |  |  |
| 745-845       | 273       | 12        | 291       | 304       | 1469      | 11        | 12        | 13        | 8         | 9          | 991        | 109        | 3502  |                    |  |  |  |  |  |  |  |  |  |  |  |  |  |
| 800-900       | 256       | 14        | 278       | 316       | 1364      | 13        | 17        | 13        | 10        | 8          | 960        | 116        | 3365  |                    |  |  |  |  |  |  |  |  |  |  |  |  |  |



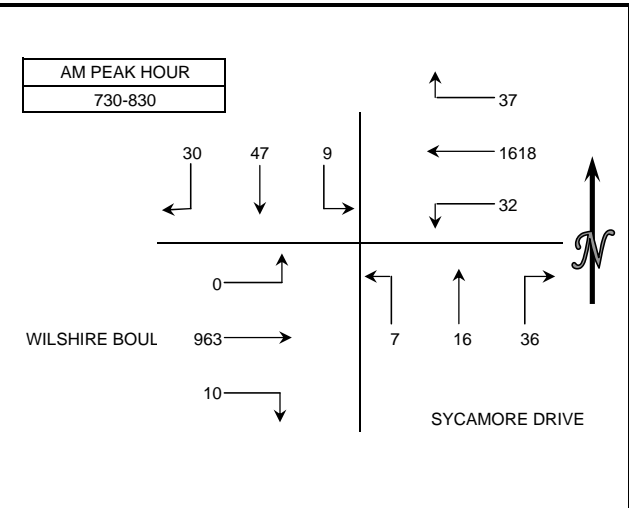
| 15 MIN COUNTS |           |           |           |           |           |           |           |           |           |            |            |            |       | 4:00 PM TO 6:00 PM |  |  |  |  |  |  |  |  |  |  |  |  |  |
|---------------|-----------|-----------|-----------|-----------|-----------|-----------|-----------|-----------|-----------|------------|------------|------------|-------|--------------------|--|--|--|--|--|--|--|--|--|--|--|--|--|
| PERIOD        | 1<br>SBRT | 2<br>SBTH | 3<br>SBLT | 4<br>WBRT | 5<br>WBTH | 6<br>WBLT | 7<br>NBRT | 8<br>NBTH | 9<br>NBLT | 10<br>EBRT | 11<br>EBTH | 12<br>EBLT | TOTAL |                    |  |  |  |  |  |  |  |  |  |  |  |  |  |
| 400-415       | 38        | 2         | 104       | 56        | 249       | 0         | 4         | 3         | 2         | 1          | 269        | 67         | 795   |                    |  |  |  |  |  |  |  |  |  |  |  |  |  |
| 415-430       | 40        | 1         | 94        | 82        | 228       | 1         | 3         | 12        | 0         | 0          | 324        | 92         | 877   |                    |  |  |  |  |  |  |  |  |  |  |  |  |  |
| 430-445       | 45        | 9         | 78        | 64        | 220       | 8         | 5         | 6         | 1         | 6          | 293        | 38         | 773   |                    |  |  |  |  |  |  |  |  |  |  |  |  |  |
| 445-500       | 51        | 1         | 79        | 69        | 266       | 6         | 0         | 4         | 3         | 1          | 314        | 69         | 863   |                    |  |  |  |  |  |  |  |  |  |  |  |  |  |
| 500-515       | 38        | 2         | 74        | 83        | 281       | 7         | 0         | 1         | 0         | 2          | 319        | 40         | 847   |                    |  |  |  |  |  |  |  |  |  |  |  |  |  |
| 515-530       | 45        | 3         | 93        | 83        | 299       | 4         | 1         | 2         | 2         | 3          | 266        | 34         | 835   |                    |  |  |  |  |  |  |  |  |  |  |  |  |  |
| 530-545       | 38        | 1         | 92        | 74        | 270       | 3         | 5         | 2         | 1         | 7          | 228        | 45         | 766   |                    |  |  |  |  |  |  |  |  |  |  |  |  |  |
| 545-600       | 40        | 3         | 75        | 80        | 268       | 5         | 2         | 1         | 0         | 14         | 197        | 42         | 727   |                    |  |  |  |  |  |  |  |  |  |  |  |  |  |
| HOUR TOTALS   |           |           |           |           |           |           |           |           |           |            |            |            |       |                    |  |  |  |  |  |  |  |  |  |  |  |  |  |
| TIME          | 1<br>SBRT | 2<br>SBTH | 3<br>SBLT | 4<br>WBRT | 5<br>WBTH | 6<br>WBLT | 7<br>NBRT | 8<br>NBTH | 9<br>NBLT | 10<br>EBRT | 11<br>EBTH | 12<br>EBLT | TOTAL |                    |  |  |  |  |  |  |  |  |  |  |  |  |  |
| 400-500       | 174       | 13        | 355       | 271       | 963       | 15        | 12        | 25        | 6         | 8          | 1200       | 266        | 3308  |                    |  |  |  |  |  |  |  |  |  |  |  |  |  |
| 415-515       | 174       | 13        | 325       | 298       | 995       | 22        | 8         | 23        | 4         | 9          | 1250       | 239        | 3360  |                    |  |  |  |  |  |  |  |  |  |  |  |  |  |
| 430-530       | 179       | 15        | 324       | 299       | 1066      | 25        | 6         | 13        | 6         | 12         | 1192       | 181        | 3318  |                    |  |  |  |  |  |  |  |  |  |  |  |  |  |
| 445-545       | 172       | 7         | 338       | 309       | 1116      | 20        | 6         | 9         | 6         | 13         | 1127       | 188        | 3311  |                    |  |  |  |  |  |  |  |  |  |  |  |  |  |
| 500-600       | 161       | 9         | 334       | 320       | 1118      | 19        | 8         | 6         | 3         | 26         | 1010       | 161        | 3175  |                    |  |  |  |  |  |  |  |  |  |  |  |  |  |



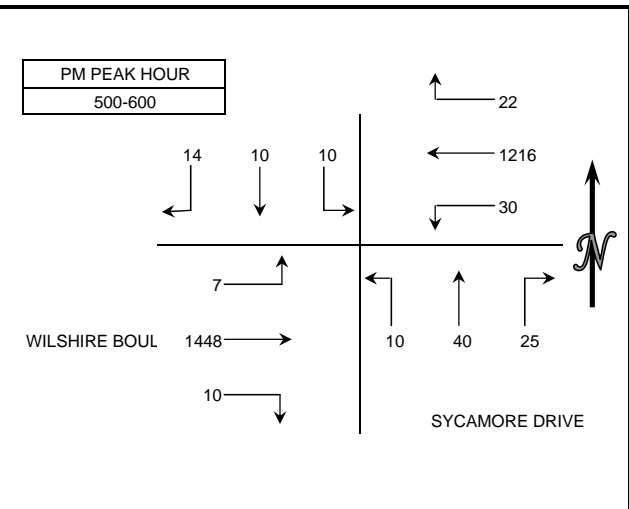
## INTERSECTION TURNING MOVEMENT COUNT SUMMARY

CLIENT: FEHR AND PEERS  
 PROJECT: WESTSIDE EXTENSION TRANSIT CORRIDOR COUNT PROGRAM  
 DATE: TUESDAY MAY 12, 2009  
 PERIODS: 7:00 AM TO 9:00 AM AND 4:00 PM TO 6:00 PM  
 INTERSECTION: N/S SYCAMORE DRIVE  
 E/W WILSHIRE BOULEVARD  
 CITY: LOS ANGELES

| 15 MIN COUNTS |           |           |           |           |           |           |           |           |           |            |            |            | 7:00 AM TO 9:00 AM |  |
|---------------|-----------|-----------|-----------|-----------|-----------|-----------|-----------|-----------|-----------|------------|------------|------------|--------------------|--|
| PERIOD        | 1<br>SBRT | 2<br>SBTH | 3<br>SBLT | 4<br>WBRT | 5<br>WBTH | 6<br>WBLT | 7<br>NBRT | 8<br>NBTH | 9<br>NBLT | 10<br>EBRT | 11<br>EBTH | 12<br>EBLT | TOTAL              |  |
| 700-715       | 6         | 2         | 1         | 8         | 285       | 5         | 0         | 0         | 1         | 1          | 116        | 0          | 425                |  |
| 715-730       | 9         | 2         | 1         | 6         | 365       | 8         | 8         | 6         | 0         | 5          | 190        | 0          | 600                |  |
| 730-745       | 4         | 11        | 3         | 14        | 435       | 8         | 10        | 6         | 2         | 0          | 219        | 0          | 712                |  |
| 745-800       | 7         | 13        | 3         | 11        | 399       | 13        | 7         | 1         | 1         | 2          | 253        | 0          | 710                |  |
| 800-815       | 10        | 17        | 2         | 7         | 424       | 8         | 9         | 4         | 4         | 4          | 261        | 0          | 750                |  |
| 815-830       | 9         | 6         | 1         | 5         | 360       | 3         | 10        | 5         | 0         | 4          | 230        | 0          | 633                |  |
| 830-845       | 4         | 4         | 3         | 14        | 380       | 8         | 9         | 5         | 1         | 2          | 252        | 0          | 682                |  |
| 845-900       | 13        | 4         | 5         | 12        | 349       | 7         | 10        | 4         | 1         | 3          | 235        | 0          | 643                |  |
| HOUR TOTALS   |           |           |           |           |           |           |           |           |           |            |            |            |                    |  |
| TIME          | 1<br>SBRT | 2<br>SBTH | 3<br>SBLT | 4<br>WBRT | 5<br>WBTH | 6<br>WBLT | 7<br>NBRT | 8<br>NBTH | 9<br>NBLT | 10<br>EBRT | 11<br>EBTH | 12<br>EBLT | TOTAL              |  |
| 700-800       | 26        | 28        | 8         | 39        | 1484      | 34        | 25        | 13        | 4         | 8          | 778        | 0          | 2447               |  |
| 715-815       | 30        | 43        | 9         | 38        | 1623      | 37        | 34        | 17        | 7         | 11         | 923        | 0          | 2772               |  |
| 730-830       | 30        | 47        | 9         | 37        | 1618      | 32        | 36        | 16        | 7         | 10         | 963        | 0          | 2805               |  |
| 745-845       | 30        | 40        | 9         | 37        | 1563      | 32        | 35        | 15        | 6         | 12         | 996        | 0          | 2775               |  |
| 800-900       | 36        | 31        | 11        | 38        | 1513      | 26        | 38        | 18        | 6         | 13         | 978        | 0          | 2708               |  |



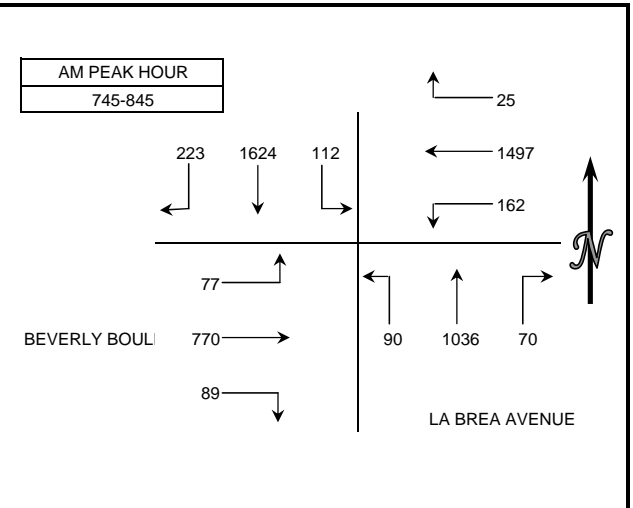
| 15 MIN COUNTS |           |           |           |           |           |           |           |           |           |            |            |            | 4:00 PM TO 6:00 PM |  |
|---------------|-----------|-----------|-----------|-----------|-----------|-----------|-----------|-----------|-----------|------------|------------|------------|--------------------|--|
| PERIOD        | 1<br>SBRT | 2<br>SBTH | 3<br>SBLT | 4<br>WBRT | 5<br>WBTH | 6<br>WBLT | 7<br>NBRT | 8<br>NBTH | 9<br>NBLT | 10<br>EBRT | 11<br>EBTH | 12<br>EBLT | TOTAL              |  |
| 400-415       | 6         | 0         | 3         | 3         | 306       | 11        | 5         | 5         | 4         | 1          | 303        | 0          | 647                |  |
| 415-430       | 2         | 0         | 1         | 1         | 241       | 0         | 8         | 5         | 8         | 1          | 330        | 0          | 597                |  |
| 430-445       | 0         | 0         | 0         | 11        | 274       | 6         | 2         | 5         | 2         | 0          | 334        | 3          | 637                |  |
| 445-500       | 0         | 1         | 0         | 3         | 297       | 6         | 5         | 4         | 5         | 0          | 347        | 3          | 671                |  |
| 500-515       | 4         | 3         | 6         | 5         | 325       | 7         | 6         | 16        | 5         | 7          | 397        | 3          | 784                |  |
| 515-530       | 5         | 2         | 1         | 5         | 296       | 11        | 5         | 7         | 1         | 0          | 337        | 1          | 671                |  |
| 530-545       | 1         | 5         | 3         | 4         | 275       | 3         | 6         | 12        | 3         | 2          | 382        | 2          | 698                |  |
| 545-600       | 4         | 0         | 0         | 8         | 320       | 9         | 8         | 5         | 1         | 1          | 332        | 1          | 689                |  |
| HOUR TOTALS   |           |           |           |           |           |           |           |           |           |            |            |            |                    |  |
| TIME          | 1<br>SBRT | 2<br>SBTH | 3<br>SBLT | 4<br>WBRT | 5<br>WBTH | 6<br>WBLT | 7<br>NBRT | 8<br>NBTH | 9<br>NBLT | 10<br>EBRT | 11<br>EBTH | 12<br>EBLT | TOTAL              |  |
| 400-500       | 8         | 1         | 4         | 18        | 1118      | 23        | 20        | 19        | 19        | 2          | 1314       | 6          | 2552               |  |
| 415-515       | 6         | 4         | 7         | 20        | 1137      | 19        | 21        | 30        | 20        | 8          | 1408       | 9          | 2689               |  |
| 430-530       | 9         | 6         | 7         | 24        | 1192      | 30        | 18        | 32        | 13        | 7          | 1415       | 10         | 2763               |  |
| 445-545       | 10        | 11        | 10        | 17        | 1193      | 27        | 22        | 39        | 14        | 9          | 1463       | 9          | 2824               |  |
| 500-600       | 14        | 10        | 10        | 22        | 1216      | 30        | 25        | 40        | 10        | 10         | 1448       | 7          | 2842               |  |



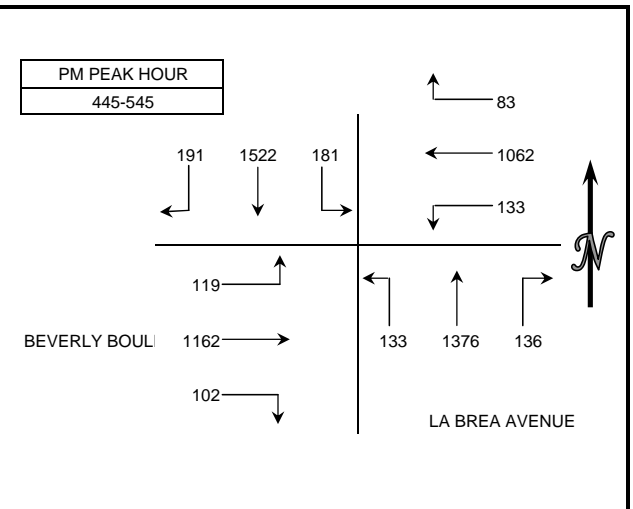
## INTERSECTION TURNING MOVEMENT COUNT SUMMARY

CLIENT: FEHR AND PEERS  
 PROJECT: WESTSIDE EXTENSION TRANSIT CORRIDOR COUNT PROGRAM  
 DATE: TUESDAY MAY 19, 2009  
 PERIODS: 7:00 AM TO 9:00 AM AND 4:00 PM TO 6:00 PM  
 INTERSECTION: N/S LA BREA AVENUE  
 E/W BEVERLY BOULEVARD  
 CITY: HOLLYWOOD

| 15 MIN COUNTS      |           |           |           |           |           |           |           |           |           |            |            |            |       |
|--------------------|-----------|-----------|-----------|-----------|-----------|-----------|-----------|-----------|-----------|------------|------------|------------|-------|
| 7:00 AM TO 9:00 AM |           |           |           |           |           |           |           |           |           |            |            |            |       |
| PERIOD             | 1<br>SBRT | 2<br>SBTH | 3<br>SBLT | 4<br>WBRT | 5<br>WBTH | 6<br>WBLT | 7<br>NBRT | 8<br>NBTH | 9<br>NBLT | 10<br>EBRT | 11<br>EBTH | 12<br>EBLT | TOTAL |
| 700-715            | 46        | 260       | 30        | 6         | 267       | 58        | 12        | 203       | 26        | 16         | 131        | 19         | 1074  |
| 715-730            | 34        | 316       | 29        | 22        | 361       | 35        | 11        | 256       | 23        | 13         | 109        | 15         | 1224  |
| 730-745            | 51        | 367       | 28        | 10        | 395       | 55        | 14        | 303       | 25        | 17         | 181        | 18         | 1464  |
| 745-800            | 56        | 377       | 38        | 7         | 361       | 35        | 20        | 283       | 18        | 19         | 171        | 14         | 1399  |
| 800-815            | 38        | 397       | 27        | 5         | 370       | 37        | 10        | 234       | 26        | 20         | 196        | 15         | 1375  |
| 815-830            | 70        | 415       | 25        | 5         | 385       | 49        | 20        | 249       | 20        | 29         | 194        | 26         | 1487  |
| 830-845            | 59        | 435       | 22        | 8         | 381       | 41        | 20        | 270       | 26        | 21         | 209        | 22         | 1514  |
| 845-900            | 51        | 346       | 20        | 13        | 378       | 46        | 17        | 277       | 21        | 11         | 196        | 17         | 1393  |
| HOURLY TOTALS      |           |           |           |           |           |           |           |           |           |            |            |            |       |
| TIME               | 1<br>SBRT | 2<br>SBTH | 3<br>SBLT | 4<br>WBRT | 5<br>WBTH | 6<br>WBLT | 7<br>NBRT | 8<br>NBTH | 9<br>NBLT | 10<br>EBRT | 11<br>EBTH | 12<br>EBLT | TOTAL |
| 700-800            | 187       | 1320      | 125       | 45        | 1384      | 183       | 57        | 1045      | 92        | 65         | 592        | 66         | 5161  |
| 715-815            | 179       | 1457      | 122       | 44        | 1487      | 162       | 55        | 1076      | 92        | 69         | 657        | 62         | 5462  |
| 730-830            | 215       | 1556      | 118       | 27        | 1511      | 176       | 64        | 1069      | 89        | 85         | 742        | 73         | 5725  |
| 745-845            | 223       | 1624      | 112       | 25        | 1497      | 162       | 70        | 1036      | 90        | 89         | 770        | 77         | 5775  |
| 800-900            | 218       | 1593      | 94        | 31        | 1514      | 173       | 67        | 1030      | 93        | 81         | 795        | 80         | 5769  |



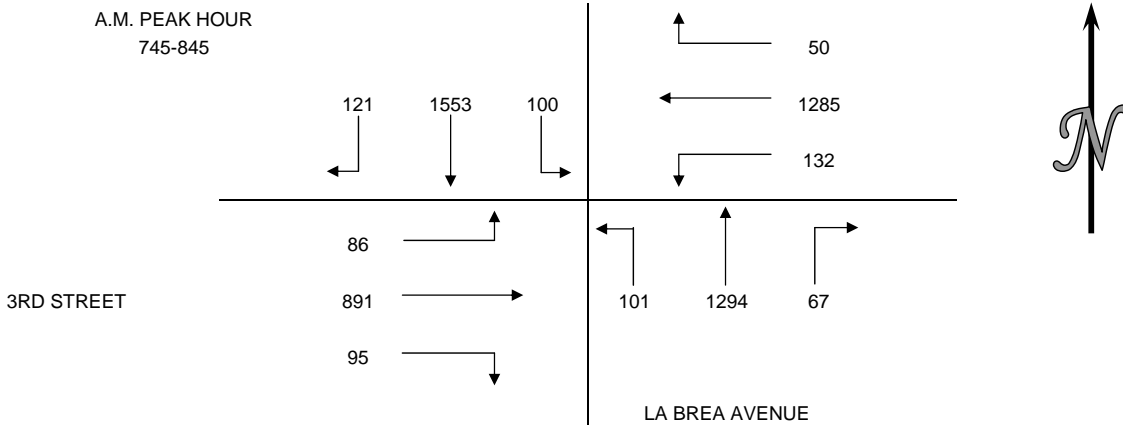
| 15 MIN COUNTS      |           |           |           |           |           |           |           |           |           |            |            |            |       |
|--------------------|-----------|-----------|-----------|-----------|-----------|-----------|-----------|-----------|-----------|------------|------------|------------|-------|
| 4:00 PM TO 6:00 PM |           |           |           |           |           |           |           |           |           |            |            |            |       |
| PERIOD             | 1<br>SBRT | 2<br>SBTH | 3<br>SBLT | 4<br>WBRT | 5<br>WBTH | 6<br>WBLT | 7<br>NBRT | 8<br>NBTH | 9<br>NBLT | 10<br>EBRT | 11<br>EBTH | 12<br>EBLT | TOTAL |
| 400-415            | 54        | 346       | 36        | 11        | 221       | 42        | 26        | 389       | 36        | 29         | 276        | 49         | 1515  |
| 415-430            | 47        | 325       | 34        | 18        | 250       | 38        | 26        | 311       | 21        | 29         | 240        | 33         | 1372  |
| 430-445            | 49        | 374       | 43        | 15        | 276       | 37        | 43        | 334       | 28        | 31         | 290        | 30         | 1550  |
| 445-500            | 56        | 360       | 41        | 26        | 278       | 31        | 34        | 326       | 40        | 35         | 309        | 28         | 1564  |
| 500-515            | 46        | 373       | 49        | 21        | 260       | 26        | 24        | 301       | 25        | 24         | 257        | 30         | 1436  |
| 515-530            | 45        | 395       | 51        | 20        | 290       | 48        | 35        | 348       | 35        | 20         | 282        | 30         | 1599  |
| 530-545            | 44        | 394       | 40        | 16        | 234       | 28        | 43        | 401       | 33        | 23         | 314        | 31         | 1601  |
| 545-600            | 34        | 361       | 37        | 23        | 284       | 36        | 40        | 355       | 32        | 12         | 282        | 31         | 1527  |
| HOURLY TOTALS      |           |           |           |           |           |           |           |           |           |            |            |            |       |
| TIME               | 1<br>SBRT | 2<br>SBTH | 3<br>SBLT | 4<br>WBRT | 5<br>WBTH | 6<br>WBLT | 7<br>NBRT | 8<br>NBTH | 9<br>NBLT | 10<br>EBRT | 11<br>EBTH | 12<br>EBLT | TOTAL |
| 400-500            | 206       | 1405      | 154       | 70        | 1025      | 148       | 129       | 1360      | 125       | 124        | 1115       | 140        | 6001  |
| 415-515            | 198       | 1432      | 167       | 80        | 1064      | 132       | 127       | 1272      | 114       | 119        | 1096       | 121        | 5922  |
| 430-530            | 196       | 1502      | 184       | 82        | 1104      | 142       | 136       | 1309      | 128       | 110        | 1138       | 118        | 6149  |
| 445-545            | 191       | 1522      | 181       | 83        | 1062      | 133       | 136       | 1376      | 133       | 102        | 1162       | 119        | 6200  |
| 500-600            | 169       | 1523      | 177       | 80        | 1068      | 138       | 142       | 1405      | 125       | 79         | 1135       | 122        | 6163  |



## INTERSECTION TURNING MOVEMENT COUNT SUMMARY

CLIENT: ITERIS  
 PROJECT: LOS ANGELES TRAFFIC COUNTS  
 DATE: THURSDAY OCTOBER 16, 2008  
 PERIOD: 7:00 AM TO 10:00 AM  
 INTERSECTION: N/S LA BREA AVENUE  
 E/W 3RD STREET

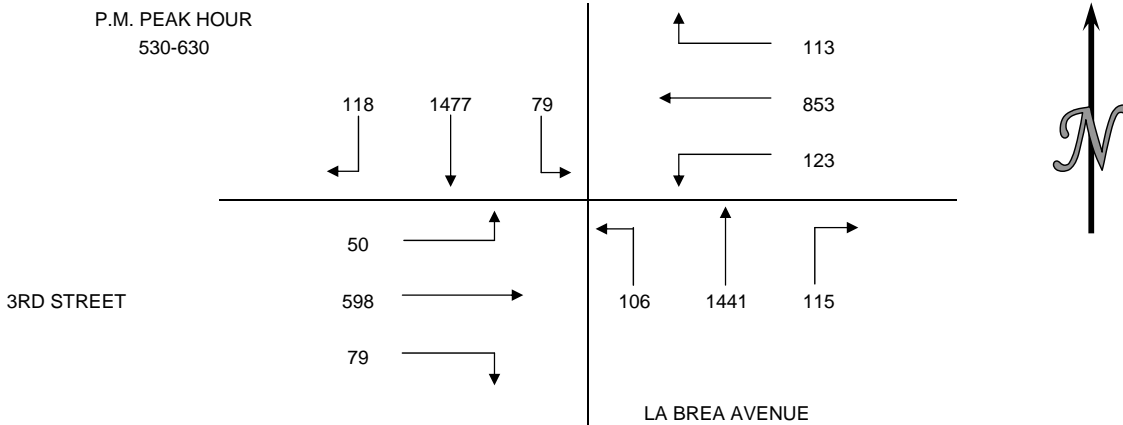
| 15 MIN COUNTS |           |           |           |           |           |           |           |           |           |            |            |            |       |
|---------------|-----------|-----------|-----------|-----------|-----------|-----------|-----------|-----------|-----------|------------|------------|------------|-------|
| PERIOD        | 1<br>SBRT | 2<br>SBTH | 3<br>SBLT | 4<br>WBRT | 5<br>WBTH | 6<br>WBLT | 7<br>NBRT | 8<br>NBTH | 9<br>NBLT | 10<br>EBRT | 11<br>EBTH | 12<br>EBLT | TOTAL |
| 700-715       | 15        | 254       | 13        | 8         | 262       | 25        | 16        | 221       | 12        | 16         | 162        | 20         | 1024  |
| 715-730       | 19        | 307       | 17        | 14        | 271       | 28        | 22        | 269       | 15        | 26         | 194        | 13         | 1195  |
| 730-745       | 25        | 343       | 23        | 15        | 332       | 30        | 15        | 297       | 25        | 20         | 204        | 17         | 1346  |
| 745-800       | 27        | 396       | 21        | 11        | 324       | 24        | 19        | 336       | 20        | 22         | 215        | 20         | 1435  |
| 800-815       | 32        | 377       | 33        | 10        | 313       | 35        | 12        | 317       | 27        | 26         | 237        | 18         | 1437  |
| 815-830       | 29        | 389       | 28        | 16        | 325       | 36        | 15        | 308       | 20        | 21         | 218        | 24         | 1429  |
| 830-845       | 33        | 391       | 18        | 13        | 323       | 37        | 21        | 333       | 34        | 26         | 221        | 24         | 1474  |
| 845-900       | 25        | 354       | 23        | 20        | 304       | 32        | 16        | 320       | 24        | 20         | 205        | 24         | 1367  |
| 900-915       | 18        | 329       | 14        | 21        | 327       | 21        | 15        | 322       | 16        | 18         | 193        | 19         | 1313  |
| 915-930       | 22        | 320       | 18        | 16        | 282       | 27        | 21        | 311       | 25        | 22         | 181        | 20         | 1265  |
| 930-945       | 22        | 323       | 22        | 16        | 267       | 24        | 13        | 307       | 31        | 28         | 201        | 23         | 1277  |
| 945-1000      | 29        | 327       | 19        | 12        | 248       | 38        | 20        | 299       | 30        | 32         | 185        | 26         | 1265  |
| HOUR TOTALS   |           |           |           |           |           |           |           |           |           |            |            |            |       |
| TIME          | 1<br>SBRT | 2<br>SBTH | 3<br>SBLT | 4<br>WBRT | 5<br>WBTH | 6<br>WBLT | 7<br>NBRT | 8<br>NBTH | 9<br>NBLT | 10<br>EBRT | 11<br>EBTH | 12<br>EBLT | TOTAL |
| 700-800       | 86        | 1300      | 74        | 48        | 1189      | 107       | 72        | 1123      | 72        | 84         | 775        | 70         | 5000  |
| 715-815       | 103       | 1423      | 94        | 50        | 1240      | 117       | 68        | 1219      | 87        | 94         | 850        | 68         | 5413  |
| 730-830       | 113       | 1505      | 105       | 52        | 1294      | 125       | 61        | 1258      | 92        | 89         | 874        | 79         | 5647  |
| 745-845       | 121       | 1553      | 100       | 50        | 1285      | 132       | 67        | 1294      | 101       | 95         | 891        | 86         | 5775  |
| 800-900       | 119       | 1511      | 102       | 59        | 1265      | 140       | 64        | 1278      | 105       | 93         | 881        | 90         | 5707  |
| 815-815       | 105       | 1463      | 83        | 70        | 1279      | 126       | 67        | 1283      | 94        | 85         | 837        | 91         | 5583  |
| 830-930       | 98        | 1394      | 73        | 70        | 1236      | 117       | 73        | 1286      | 99        | 86         | 800        | 87         | 5419  |
| 845-945       | 87        | 1326      | 77        | 73        | 1180      | 104       | 65        | 1260      | 96        | 88         | 780        | 86         | 5222  |
| 900-1000      | 91        | 1299      | 73        | 65        | 1124      | 110       | 69        | 1239      | 102       | 100        | 760        | 88         | 5120  |



## INTERSECTION TURNING MOVEMENT COUNT SUMMARY

CLIENT: ITERIS  
 PROJECT: LOS ANGELES TRAFFIC COUNTS  
 DATE: THURSDAY OCTOBER 16, 2008  
 PERIOD: 4:00 PM TO 7:00 PM  
 INTERSECTION: N/S LA BREA AVENUE  
 E/W 3RD STREET

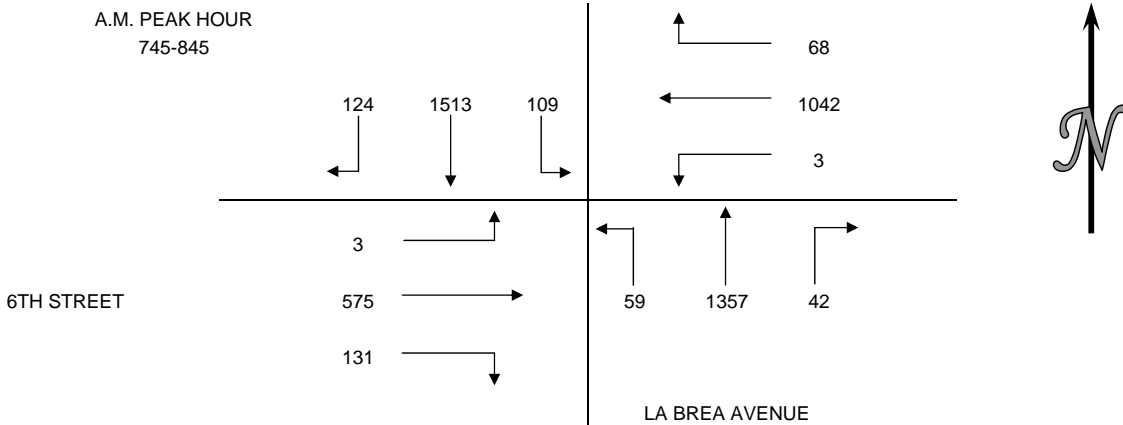
| 15 MIN COUNTS |           |           |           |           |           |           |           |           |           |            |            |            |       |
|---------------|-----------|-----------|-----------|-----------|-----------|-----------|-----------|-----------|-----------|------------|------------|------------|-------|
| PERIOD        | 1<br>SBRT | 2<br>SBTH | 3<br>SBLT | 4<br>WBRT | 5<br>WBTH | 6<br>WBLT | 7<br>NBRT | 8<br>NBTH | 9<br>NBLT | 10<br>EBRT | 11<br>EBTH | 12<br>EBLT | TOTAL |
| 400-415       | 29        | 289       | 24        | 17        | 198       | 27        | 30        | 329       | 26        | 35         | 156        | 24         | 1184  |
| 415-430       | 35        | 295       | 22        | 17        | 202       | 29        | 25        | 348       | 21        | 41         | 157        | 22         | 1214  |
| 430-445       | 28        | 301       | 26        | 20        | 208       | 23        | 21        | 347       | 23        | 40         | 149        | 24         | 1210  |
| 445-500       | 34        | 322       | 16        | 23        | 201       | 34        | 22        | 376       | 21        | 27         | 163        | 19         | 1258  |
| 500-515       | 38        | 332       | 18        | 23        | 199       | 30        | 35        | 374       | 22        | 23         | 153        | 15         | 1262  |
| 515-530       | 20        | 352       | 23        | 17        | 202       | 32        | 26        | 382       | 21        | 18         | 144        | 17         | 1254  |
| 530-545       | 28        | 383       | 20        | 26        | 200       | 39        | 22        | 371       | 27        | 21         | 149        | 12         | 1298  |
| 545-600       | 28        | 369       | 19        | 25        | 215       | 24        | 23        | 379       | 21        | 23         | 152        | 12         | 1290  |
| 600-615       | 33        | 354       | 21        | 36        | 228       | 29        | 31        | 351       | 29        | 20         | 146        | 12         | 1290  |
| 615-630       | 29        | 371       | 19        | 26        | 210       | 31        | 39        | 340       | 29        | 15         | 151        | 14         | 1274  |
| 630-645       | 42        | 363       | 23        | 21        | 227       | 35        | 35        | 331       | 20        | 17         | 150        | 13         | 1277  |
| 645-700       | 37        | 335       | 17        | 25        | 231       | 34        | 43        | 313       | 35        | 20         | 160        | 14         | 1264  |
| HOUR TOTALS   |           |           |           |           |           |           |           |           |           |            |            |            |       |
| TIME          | 1<br>SBRT | 2<br>SBTH | 3<br>SBLT | 4<br>WBRT | 5<br>WBTH | 6<br>WBLT | 7<br>NBRT | 8<br>NBTH | 9<br>NBLT | 10<br>EBRT | 11<br>EBTH | 12<br>EBLT | TOTAL |
| 400-500       | 126       | 1207      | 88        | 77        | 809       | 113       | 98        | 1400      | 91        | 143        | 625        | 89         | 4866  |
| 415-515       | 135       | 1250      | 82        | 83        | 810       | 116       | 103       | 1445      | 87        | 131        | 622        | 80         | 4944  |
| 430-530       | 120       | 1307      | 83        | 83        | 810       | 119       | 104       | 1479      | 87        | 108        | 609        | 75         | 4984  |
| 445-545       | 120       | 1389      | 77        | 89        | 802       | 135       | 105       | 1503      | 91        | 89         | 609        | 63         | 5072  |
| 500-600       | 114       | 1436      | 80        | 91        | 816       | 125       | 106       | 1506      | 91        | 85         | 598        | 56         | 5104  |
| 515-615       | 109       | 1458      | 83        | 104       | 845       | 124       | 102       | 1483      | 98        | 82         | 591        | 53         | 5132  |
| 530-630       | 118       | 1477      | 79        | 113       | 853       | 123       | 115       | 1441      | 106       | 79         | 598        | 50         | 5152  |
| 545-645       | 132       | 1457      | 82        | 108       | 880       | 119       | 128       | 1401      | 99        | 75         | 599        | 51         | 5131  |
| 600-700       | 141       | 1423      | 80        | 108       | 896       | 129       | 148       | 1335      | 113       | 72         | 607        | 53         | 5105  |



## INTERSECTION TURNING MOVEMENT COUNT SUMMARY

CLIENT: ITERIS  
 PROJECT: LOS ANGELES TRAFFIC COUNTS  
 DATE: WEDNESDAY OCTOBER 15, 2008  
 PERIOD: 7:00 AM TO 10:00 AM  
 INTERSECTION: N/S LA BREA AVENUE  
 E/W 6TH STREET

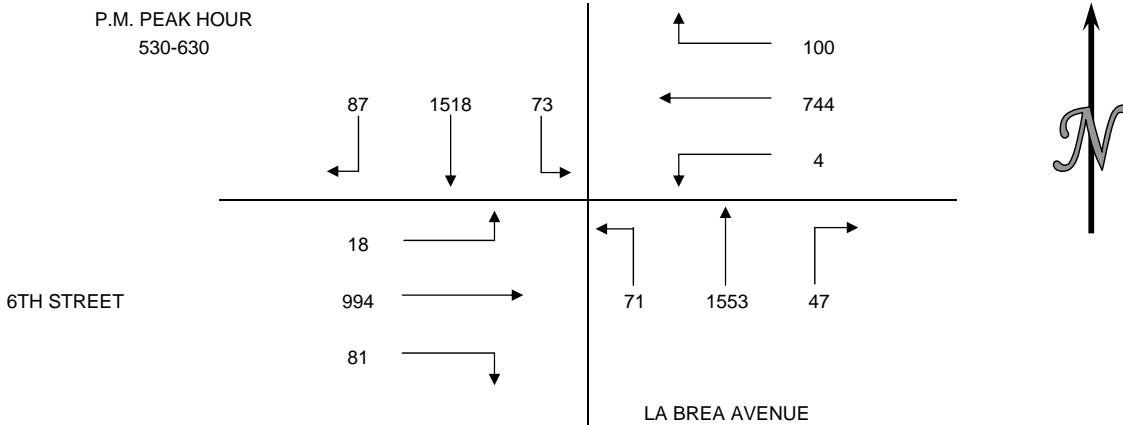
| 15 MIN COUNTS |           |           |           |           |           |           |           |           |           |            |            |            |       |
|---------------|-----------|-----------|-----------|-----------|-----------|-----------|-----------|-----------|-----------|------------|------------|------------|-------|
| PERIOD        | 1<br>SBRT | 2<br>SBTH | 3<br>SBLT | 4<br>WBRT | 5<br>WBTH | 6<br>WBLT | 7<br>NBRT | 8<br>NBTH | 9<br>NBLT | 10<br>EBRT | 11<br>EBTH | 12<br>EBLT | TOTAL |
| 700-715       | 18        | 301       | 9         | 7         | 191       | 0         | 7         | 252       | 12        | 38         | 108        | 1          | 944   |
| 715-730       | 23        | 315       | 12        | 11        | 214       | 0         | 9         | 267       | 11        | 29         | 117        | 0          | 1008  |
| 730-745       | 24        | 359       | 20        | 20        | 228       | 1         | 10        | 285       | 17        | 30         | 132        | 0          | 1126  |
| 745-800       | 37        | 383       | 27        | 16        | 236       | 1         | 14        | 347       | 19        | 32         | 145        | 1          | 1258  |
| 800-815       | 25        | 352       | 31        | 18        | 279       | 1         | 13        | 327       | 15        | 43         | 147        | 1          | 1252  |
| 815-830       | 28        | 371       | 23        | 23        | 257       | 1         | 7         | 348       | 15        | 31         | 139        | 0          | 1243  |
| 830-845       | 34        | 407       | 28        | 11        | 270       | 0         | 8         | 335       | 10        | 25         | 144        | 1          | 1273  |
| 845-900       | 39        | 411       | 23        | 16        | 249       | 3         | 12        | 323       | 14        | 31         | 131        | 2          | 1254  |
| 900-915       | 38        | 362       | 15        | 14        | 254       | 5         | 10        | 328       | 13        | 25         | 142        | 7          | 1213  |
| 915-930       | 32        | 330       | 24        | 10        | 204       | 9         | 8         | 330       | 9         | 33         | 136        | 6          | 1131  |
| 930-945       | 26        | 339       | 17        | 15        | 180       | 13        | 9         | 323       | 10        | 27         | 122        | 6          | 1087  |
| 945-1000      | 20        | 341       | 15        | 12        | 164       | 13        | 14        | 313       | 5         | 22         | 124        | 10         | 1053  |
| HOUR TOTALS   |           |           |           |           |           |           |           |           |           |            |            |            |       |
| TIME          | 1<br>SBRT | 2<br>SBTH | 3<br>SBLT | 4<br>WBRT | 5<br>WBTH | 6<br>WBLT | 7<br>NBRT | 8<br>NBTH | 9<br>NBLT | 10<br>EBRT | 11<br>EBTH | 12<br>EBLT | TOTAL |
| 700-800       | 102       | 1358      | 68        | 54        | 869       | 2         | 40        | 1151      | 59        | 129        | 502        | 2          | 4336  |
| 715-815       | 109       | 1409      | 90        | 65        | 957       | 3         | 46        | 1226      | 62        | 134        | 541        | 2          | 4644  |
| 730-830       | 114       | 1465      | 101       | 77        | 1000      | 4         | 44        | 1307      | 66        | 136        | 563        | 2          | 4879  |
| 745-845       | 124       | 1513      | 109       | 68        | 1042      | 3         | 42        | 1357      | 59        | 131        | 575        | 3          | 5026  |
| 800-900       | 126       | 1541      | 105       | 68        | 1055      | 5         | 40        | 1333      | 54        | 130        | 561        | 4          | 5022  |
| 815-815       | 139       | 1551      | 89        | 64        | 1030      | 9         | 37        | 1334      | 52        | 112        | 556        | 10         | 4983  |
| 830-930       | 143       | 1510      | 90        | 51        | 977       | 17        | 38        | 1316      | 46        | 114        | 553        | 16         | 4871  |
| 845-945       | 135       | 1442      | 79        | 55        | 887       | 30        | 39        | 1304      | 46        | 116        | 531        | 21         | 4685  |
| 900-1000      | 116       | 1372      | 71        | 51        | 802       | 40        | 41        | 1294      | 37        | 107        | 524        | 29         | 4484  |



## INTERSECTION TURNING MOVEMENT COUNT SUMMARY

CLIENT: ITERIS  
 PROJECT: LOS ANGELES TRAFFIC COUNTS  
 DATE: WEDNESDAY OCTOBER 15, 2008  
 PERIOD: 4:00 PM TO 7:00 PM  
 INTERSECTION: N/S LA BREA AVENUE  
 E/W 6TH STREET

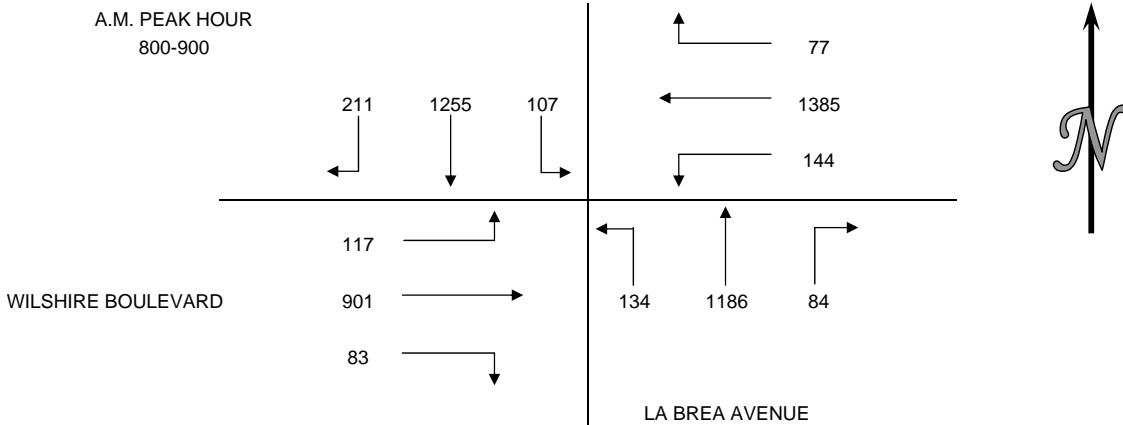
| 15 MIN COUNTS |           |           |           |           |           |           |           |           |           |            |            |            |       |
|---------------|-----------|-----------|-----------|-----------|-----------|-----------|-----------|-----------|-----------|------------|------------|------------|-------|
| PERIOD        | 1<br>SBRT | 2<br>SBTH | 3<br>SBLT | 4<br>WBRT | 5<br>WBTH | 6<br>WBLT | 7<br>NBRT | 8<br>NBTH | 9<br>NBLT | 10<br>EBRT | 11<br>EBTH | 12<br>EBLT | TOTAL |
| 400-415       | 22        | 339       | 15        | 18        | 149       | 2         | 13        | 350       | 9         | 19         | 208        | 3          | 1147  |
| 415-430       | 22        | 333       | 22        | 13        | 145       | 1         | 11        | 365       | 13        | 18         | 216        | 5          | 1164  |
| 430-445       | 18        | 338       | 20        | 23        | 151       | 2         | 13        | 370       | 13        | 23         | 225        | 5          | 1201  |
| 445-500       | 15        | 340       | 17        | 17        | 177       | 0         | 8         | 376       | 16        | 18         | 239        | 4          | 1227  |
| 500-515       | 15        | 343       | 21        | 23        | 163       | 1         | 10        | 381       | 10        | 24         | 236        | 3          | 1230  |
| 515-530       | 16        | 363       | 21        | 28        | 153       | 1         | 17        | 378       | 13        | 18         | 245        | 3          | 1256  |
| 530-545       | 19        | 352       | 14        | 23        | 177       | 0         | 12        | 402       | 14        | 23         | 264        | 1          | 1301  |
| 545-600       | 23        | 373       | 24        | 20        | 205       | 0         | 14        | 395       | 18        | 19         | 243        | 7          | 1341  |
| 600-615       | 22        | 405       | 19        | 33        | 187       | 2         | 9         | 385       | 19        | 15         | 245        | 4          | 1345  |
| 615-630       | 23        | 388       | 16        | 24        | 175       | 2         | 12        | 371       | 20        | 24         | 242        | 6          | 1303  |
| 630-645       | 30        | 350       | 10        | 27        | 149       | 4         | 8         | 350       | 15        | 18         | 231        | 5          | 1197  |
| 645-700       | 27        | 321       | 21        | 20        | 154       | 2         | 12        | 334       | 17        | 18         | 201        | 8          | 1135  |
| HOOR TOTALS   |           |           |           |           |           |           |           |           |           |            |            |            |       |
| TIME          | 1<br>SBRT | 2<br>SBTH | 3<br>SBLT | 4<br>WBRT | 5<br>WBTH | 6<br>WBLT | 7<br>NBRT | 8<br>NBTH | 9<br>NBLT | 10<br>EBRT | 11<br>EBTH | 12<br>EBLT | TOTAL |
| 400-500       | 77        | 1350      | 74        | 71        | 622       | 5         | 45        | 1461      | 51        | 78         | 888        | 17         | 4739  |
| 415-515       | 70        | 1354      | 80        | 76        | 636       | 4         | 42        | 1492      | 52        | 83         | 916        | 17         | 4822  |
| 430-530       | 64        | 1384      | 79        | 91        | 644       | 4         | 48        | 1505      | 52        | 83         | 945        | 15         | 4914  |
| 445-545       | 65        | 1398      | 73        | 91        | 670       | 2         | 47        | 1537      | 53        | 83         | 984        | 11         | 5014  |
| 500-600       | 73        | 1431      | 80        | 94        | 698       | 2         | 53        | 1556      | 55        | 84         | 988        | 14         | 5128  |
| 515-615       | 80        | 1493      | 78        | 104       | 722       | 3         | 52        | 1560      | 64        | 75         | 997        | 15         | 5243  |
| 530-630       | 87        | 1518      | 73        | 100       | 744       | 4         | 47        | 1553      | 71        | 81         | 994        | 18         | 5290  |
| 545-645       | 98        | 1516      | 69        | 104       | 716       | 8         | 43        | 1501      | 72        | 76         | 961        | 22         | 5186  |
| 600-700       | 102       | 1464      | 66        | 104       | 665       | 10        | 41        | 1440      | 71        | 75         | 919        | 23         | 4980  |



## INTERSECTION TURNING MOVEMENT COUNT SUMMARY

CLIENT: ITERIS  
 PROJECT: LOS ANGELES TRAFFIC COUNTS  
 DATE: TUESDAY, OCTOBER 21, 2008  
 PERIOD: 7:00 AM TO 10:00 AM  
 INTERSECTION: N/S LA BREA AVENUE  
 E/W WILSHIRE BOULEVARD

| 15 MIN COUNTS |           |           |           |           |           |           |           |           |           |            |            |            |       |
|---------------|-----------|-----------|-----------|-----------|-----------|-----------|-----------|-----------|-----------|------------|------------|------------|-------|
| PERIOD        | 1<br>SBRT | 2<br>SBTH | 3<br>SBLT | 4<br>WBRT | 5<br>WBTH | 6<br>WBLT | 7<br>NBRT | 8<br>NBTH | 9<br>NBLT | 10<br>EBRT | 11<br>EBTH | 12<br>EBLT | TOTAL |
| 700-715       | 38        | 253       | 10        | 21        | 295       | 33        | 11        | 202       | 13        | 15         | 169        | 18         | 1078  |
| 715-730       | 34        | 278       | 15        | 27        | 301       | 38        | 16        | 243       | 20        | 20         | 173        | 17         | 1182  |
| 730-745       | 37        | 298       | 22        | 24        | 325       | 31        | 21        | 253       | 18        | 14         | 203        | 23         | 1269  |
| 745-800       | 34        | 316       | 34        | 25        | 322       | 39        | 21        | 280       | 27        | 24         | 220        | 23         | 1365  |
| 800-815       | 46        | 331       | 34        | 24        | 349       | 36        | 19        | 268       | 37        | 23         | 230        | 28         | 1425  |
| 815-830       | 55        | 325       | 28        | 19        | 332       | 33        | 19        | 283       | 24        | 24         | 225        | 31         | 1398  |
| 830-845       | 51        | 301       | 22        | 15        | 356       | 39        | 20        | 315       | 39        | 20         | 228        | 29         | 1435  |
| 845-900       | 59        | 298       | 23        | 19        | 348       | 36        | 26        | 320       | 34        | 16         | 218        | 29         | 1426  |
| 900-915       | 60        | 283       | 15        | 13        | 301       | 39        | 24        | 307       | 32        | 22         | 233        | 25         | 1354  |
| 915-930       | 52        | 267       | 17        | 22        | 285       | 28        | 26        | 295       | 33        | 21         | 236        | 26         | 1308  |
| 930-945       | 63        | 250       | 16        | 15        | 265       | 38        | 29        | 291       | 35        | 19         | 221        | 34         | 1276  |
| 945-1000      | 51        | 242       | 12        | 16        | 233       | 27        | 22        | 286       | 32        | 20         | 197        | 28         | 1166  |
| HOURLY TOTALS |           |           |           |           |           |           |           |           |           |            |            |            |       |
| TIME          | 1<br>SBRT | 2<br>SBTH | 3<br>SBLT | 4<br>WBRT | 5<br>WBTH | 6<br>WBLT | 7<br>NBRT | 8<br>NBTH | 9<br>NBLT | 10<br>EBRT | 11<br>EBTH | 12<br>EBLT | TOTAL |
| 700-800       | 143       | 1145      | 81        | 97        | 1243      | 141       | 69        | 978       | 78        | 73         | 765        | 81         | 4894  |
| 715-815       | 151       | 1223      | 105       | 100       | 1297      | 144       | 77        | 1044      | 102       | 81         | 826        | 91         | 5241  |
| 730-830       | 172       | 1270      | 118       | 92        | 1328      | 139       | 80        | 1084      | 106       | 85         | 878        | 105        | 5457  |
| 745-845       | 186       | 1273      | 118       | 83        | 1359      | 147       | 79        | 1146      | 127       | 91         | 903        | 111        | 5623  |
| 800-900       | 211       | 1255      | 107       | 77        | 1385      | 144       | 84        | 1186      | 134       | 83         | 901        | 117        | 5684  |
| 815-815       | 225       | 1207      | 88        | 66        | 1337      | 147       | 89        | 1225      | 129       | 82         | 904        | 114        | 5613  |
| 830-930       | 222       | 1149      | 77        | 69        | 1290      | 142       | 96        | 1237      | 138       | 79         | 915        | 109        | 5523  |
| 845-945       | 234       | 1098      | 71        | 69        | 1199      | 141       | 105       | 1213      | 134       | 78         | 908        | 114        | 5364  |
| 900-1000      | 226       | 1042      | 60        | 66        | 1084      | 132       | 101       | 1179      | 132       | 82         | 887        | 113        | 5104  |

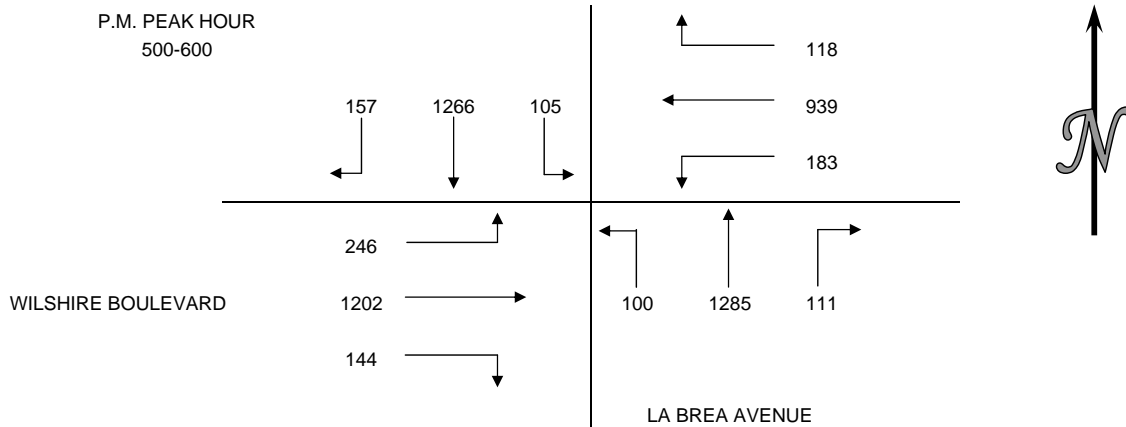




## INTERSECTION TURNING MOVEMENT COUNT SUMMARY

CLIENT: ITERIS  
 PROJECT: LOS ANGELES TRAFFIC COUNTS  
 DATE: TUESDAY, OCTOBER 21, 2008  
 PERIOD: 4:00 PM TO 7:00 PM  
 INTERSECTION: N/S LA BREA AVENUE  
 E/W WILSHIRE BOULEVARD

| 15 MIN COUNTS |           |           |           |           |           |           |           |           |           |            |            |            |       |
|---------------|-----------|-----------|-----------|-----------|-----------|-----------|-----------|-----------|-----------|------------|------------|------------|-------|
| PERIOD        | 1<br>SBRT | 2<br>SBTH | 3<br>SBLT | 4<br>WBRT | 5<br>WBTH | 6<br>WBLT | 7<br>NBRT | 8<br>NBTH | 9<br>NBLT | 10<br>EBRT | 11<br>EBTH | 12<br>EBLT | TOTAL |
| 400-415       | 33        | 291       | 21        | 33        | 205       | 42        | 30        | 282       | 29        | 22         | 243        | 26         | 1257  |
| 415-430       | 31        | 305       | 24        | 25        | 191       | 48        | 28        | 290       | 33        | 26         | 251        | 38         | 1290  |
| 430-445       | 43        | 324       | 30        | 24        | 209       | 52        | 24        | 304       | 28        | 26         | 265        | 44         | 1373  |
| 445-500       | 42        | 336       | 22        | 26        | 228       | 46        | 27        | 343       | 33        | 21         | 249        | 51         | 1424  |
| 500-515       | 39        | 336       | 22        | 30        | 227       | 46        | 22        | 322       | 23        | 39         | 288        | 67         | 1461  |
| 515-530       | 34        | 324       | 28        | 25        | 223       | 54        | 27        | 322       | 26        | 42         | 298        | 59         | 1462  |
| 530-545       | 44        | 305       | 24        | 29        | 250       | 43        | 37        | 323       | 24        | 35         | 314        | 67         | 1495  |
| 545-600       | 40        | 301       | 31        | 34        | 239       | 40        | 25        | 318       | 27        | 28         | 302        | 53         | 1438  |
| 600-615       | 40        | 292       | 30        | 27        | 265       | 51        | 26        | 321       | 33        | 33         | 284        | 52         | 1454  |
| 615-630       | 45        | 301       | 25        | 31        | 254       | 45        | 23        | 328       | 29        | 33         | 297        | 56         | 1467  |
| 630-645       | 50        | 284       | 23        | 41        | 243       | 56        | 31        | 330       | 35        | 27         | 277        | 60         | 1457  |
| 645-700       | 49        | 269       | 20        | 37        | 272       | 47        | 24        | 338       | 37        | 24         | 267        | 60         | 1444  |
| HOURLY TOTALS |           |           |           |           |           |           |           |           |           |            |            |            |       |
| TIME          | 1<br>SBRT | 2<br>SBTH | 3<br>SBLT | 4<br>WBRT | 5<br>WBTH | 6<br>WBLT | 7<br>NBRT | 8<br>NBTH | 9<br>NBLT | 10<br>EBRT | 11<br>EBTH | 12<br>EBLT | TOTAL |
| 400-500       | 149       | 1256      | 97        | 108       | 833       | 188       | 109       | 1219      | 123       | 95         | 1008       | 159        | 5344  |
| 415-515       | 155       | 1301      | 98        | 105       | 855       | 192       | 101       | 1259      | 117       | 112        | 1053       | 200        | 5548  |
| 430-530       | 158       | 1320      | 102       | 105       | 887       | 198       | 100       | 1291      | 110       | 128        | 1100       | 221        | 5720  |
| 445-545       | 159       | 1301      | 96        | 110       | 928       | 189       | 113       | 1310      | 106       | 137        | 1149       | 244        | 5842  |
| 500-600       | 157       | 1266      | 105       | 118       | 939       | 183       | 111       | 1285      | 100       | 144        | 1202       | 246        | 5856  |
| 515-615       | 158       | 1222      | 113       | 115       | 977       | 188       | 115       | 1284      | 110       | 138        | 1198       | 231        | 5849  |
| 530-630       | 169       | 1199      | 110       | 121       | 1008      | 179       | 111       | 1290      | 113       | 129        | 1197       | 228        | 5854  |
| 545-645       | 175       | 1178      | 109       | 133       | 1001      | 192       | 105       | 1297      | 124       | 121        | 1160       | 221        | 5816  |
| 600-700       | 184       | 1146      | 98        | 136       | 1034      | 199       | 104       | 1317      | 134       | 117        | 1125       | 228        | 5822  |



## INTERSECTION TURNING MOVEMENT COUNT SUMMARY

CLIENT: ITERIS  
 PROJECT: LOS ANGELES TRAFFIC COUNTS  
 DATE: TUESDAY, OCTOBER 21, 2008  
 PERIOD: 7:00 AM TO 10:00 AM  
 INTERSECTION: N/S LA BREA AVENUE  
 E/W 8TH STREET

| 15 MIN COUNTS |           |           |           |           |           |           |           |           |           |            |            |            |       |
|---------------|-----------|-----------|-----------|-----------|-----------|-----------|-----------|-----------|-----------|------------|------------|------------|-------|
| PERIOD        | 1<br>SBRT | 2<br>SBTH | 3<br>SBLT | 4<br>WBRT | 5<br>WBTH | 6<br>WBLT | 7<br>NBRT | 8<br>NBTH | 9<br>NBLT | 10<br>EBRT | 11<br>EBTH | 12<br>EBLT | TOTAL |
| 700-715       | 9         | 304       | 3         | 2         | 16        | 10        | 5         | 250       | 19        | 10         | 10         | 7          | 645   |
| 715-730       | 11        | 341       | 4         | 1         | 20        | 10        | 6         | 299       | 15        | 10         | 11         | 7          | 735   |
| 730-745       | 15        | 350       | 1         | 2         | 21        | 11        | 4         | 311       | 24        | 14         | 14         | 9          | 776   |
| 745-800       | 16        | 357       | 1         | 7         | 24        | 17        | 7         | 323       | 25        | 10         | 13         | 7          | 807   |
| 800-815       | 19        | 349       | 4         | 8         | 29        | 13        | 6         | 325       | 21        | 15         | 19         | 12         | 820   |
| 815-830       | 22        | 364       | 2         | 5         | 33        | 10        | 7         | 345       | 24        | 14         | 12         | 9          | 847   |
| 830-845       | 20        | 353       | 2         | 4         | 35        | 9         | 6         | 334       | 21        | 18         | 14         | 12         | 828   |
| 845-900       | 13        | 340       | 4         | 8         | 35        | 10        | 9         | 316       | 29        | 16         | 13         | 11         | 804   |
| 900-915       | 16        | 330       | 8         | 3         | 39        | 10        | 8         | 316       | 31        | 12         | 13         | 12         | 798   |
| 915-930       | 22        | 320       | 5         | 4         | 34        | 10        | 7         | 311       | 21        | 11         | 15         | 9          | 769   |
| 930-945       | 16        | 288       | 4         | 5         | 31        | 7         | 8         | 297       | 18        | 9          | 11         | 9          | 703   |
| 945-1000      | 15        | 263       | 5         | 2         | 22        | 4         | 6         | 302       | 16        | 9          | 11         | 11         | 666   |
| HOURLY TOTALS |           |           |           |           |           |           |           |           |           |            |            |            |       |
| TIME          | 1<br>SBRT | 2<br>SBTH | 3<br>SBLT | 4<br>WBRT | 5<br>WBTH | 6<br>WBLT | 7<br>NBRT | 8<br>NBTH | 9<br>NBLT | 10<br>EBRT | 11<br>EBTH | 12<br>EBLT | TOTAL |
| 700-800       | 51        | 1352      | 9         | 12        | 81        | 48        | 22        | 1183      | 83        | 44         | 48         | 30         | 2963  |
| 715-815       | 61        | 1397      | 10        | 18        | 94        | 51        | 23        | 1258      | 85        | 49         | 57         | 35         | 3138  |
| 730-830       | 72        | 1420      | 8         | 22        | 107       | 51        | 24        | 1304      | 94        | 53         | 58         | 37         | 3250  |
| 745-845       | 77        | 1423      | 9         | 24        | 121       | 49        | 26        | 1327      | 91        | 57         | 58         | 40         | 3302  |
| 800-900       | 74        | 1406      | 12        | 25        | 132       | 42        | 28        | 1320      | 95        | 63         | 58         | 44         | 3299  |
| 815-815       | 71        | 1387      | 16        | 20        | 142       | 39        | 30        | 1311      | 105       | 60         | 52         | 44         | 3277  |
| 830-930       | 71        | 1343      | 19        | 19        | 143       | 39        | 30        | 1277      | 102       | 57         | 55         | 44         | 3199  |
| 845-945       | 67        | 1278      | 21        | 20        | 139       | 37        | 32        | 1240      | 99        | 48         | 52         | 41         | 3074  |
| 900-1000      | 69        | 1201      | 22        | 14        | 126       | 31        | 29        | 1226      | 86        | 41         | 50         | 41         | 2936  |

