

SR 710 TUNNEL
 CH2MH:11 Z4B4
 3.12.09
 Boxes 1+2 85-95

85

90

90

95

BOARD

95
Cont Run


99.7

99.7
Cont Run

100

104.4

SR 710 TUNNEL
CH2MH:11 Z4 B4
3.12.09 Boxes
95-104.4' 3+4



104.4
Cont Run

106.5

109

109
Cont Run

111.5

113.2

SR 710 TUNNEL
CH2MH:11 Z4B4
3.12.09
Boxes 5+6
104.4-113.2



113.2

118.1

120

Run 6
120
121

122.5

124.5

SR 710 TUNNEL
CH2MH:11 Z4B4
3.12.09
Boxes 7+8
113.2-124.5



174

Cont

129.5

Cont

131

129.5

134.2

SR 710 TUNNEL
 CH2MH:11 Z4 B4
 3.12.09
 Boxes 9+10 124-
 134.2

60480

134.2

137

139

139

142.4


143

144.3

SR 710 TUNNEL
24 B4 3-13-09

Boxes 11+12
134.2-144.3

08/10/09



SR 710 TUNNEL
24 B4 3-13-09
Boxes 13H4 144.3-
153.8

153.8

157.5

158.2

158.2

163

SR 710 TUNNEL
 3.13.09 Z4 B4
 Boxes 15+16 153.8-
 163

BRAND

163

Cont 12

167.5

167.5

Run 13

172.3

SR 710 TUNNEL
3-13-09 Z4 B4
Boxes 17+18 163-
172.3

172.2
Coal

173.7

174

177.1

177.1

179.5
R 15

180

181.9

SR 710 TUNNEL
3-13-09 Z4 B4
Bxs 19+20 172.2-
181.9

181.9

Cont
Box 16

186.4


186.4

Cont
Box 16


189

191

SR 710 TUNNEL
3.13.09 Z4 B4
Boxes 21+22
181.9-191




SR 710 TUNNEL
3.13.09 Z4 B4
Boxes 23+24 191-
201




201

205

SR 710 TUNNEL
3-13-09 Z4 B4
Box 25 201-
205



SR 710 TUNNEL
Z4 B4 3.16.09
Boxes 26+27
205-214.4



214.4
Cont
Run

217

219

219

223.8

SR 710 TUNNEL
Z4 B4 3.16.09
Boxes 28+29 214.4-
223.8

223.8
Cont. En.

224
Box 30

17-565-P-DIVIDER

228.5

228.5
Cont. En.

232

233.3

SR 710 TUNNEL
Z4 B4 3.16.09

Boxes 30+31 223.8-
233.3

233.3

238.1

238.1

242

242.9

SR 710 TUNNEL
Z4 B4 3-16-09
Øxs 32+33
233.3-242.9

242.9
Cont.


245


247.7

247.7

252.5

SR 710 TUNNEL
Z4 B4 3-16-09
Boxes 34+35 242.9
-252.5






SR 710 TUNNEL
Z4 B4 3.16.09
Boxes 36+37
252.5-262.3



SR 710 TUNNEL
Z4 B4 3.16.09
Boxes 38+39
262.3-272



SR 710 TUNNEL
Z4 B4 3.16.09
Box 40 272-
277(TD)
END Z4 B4