
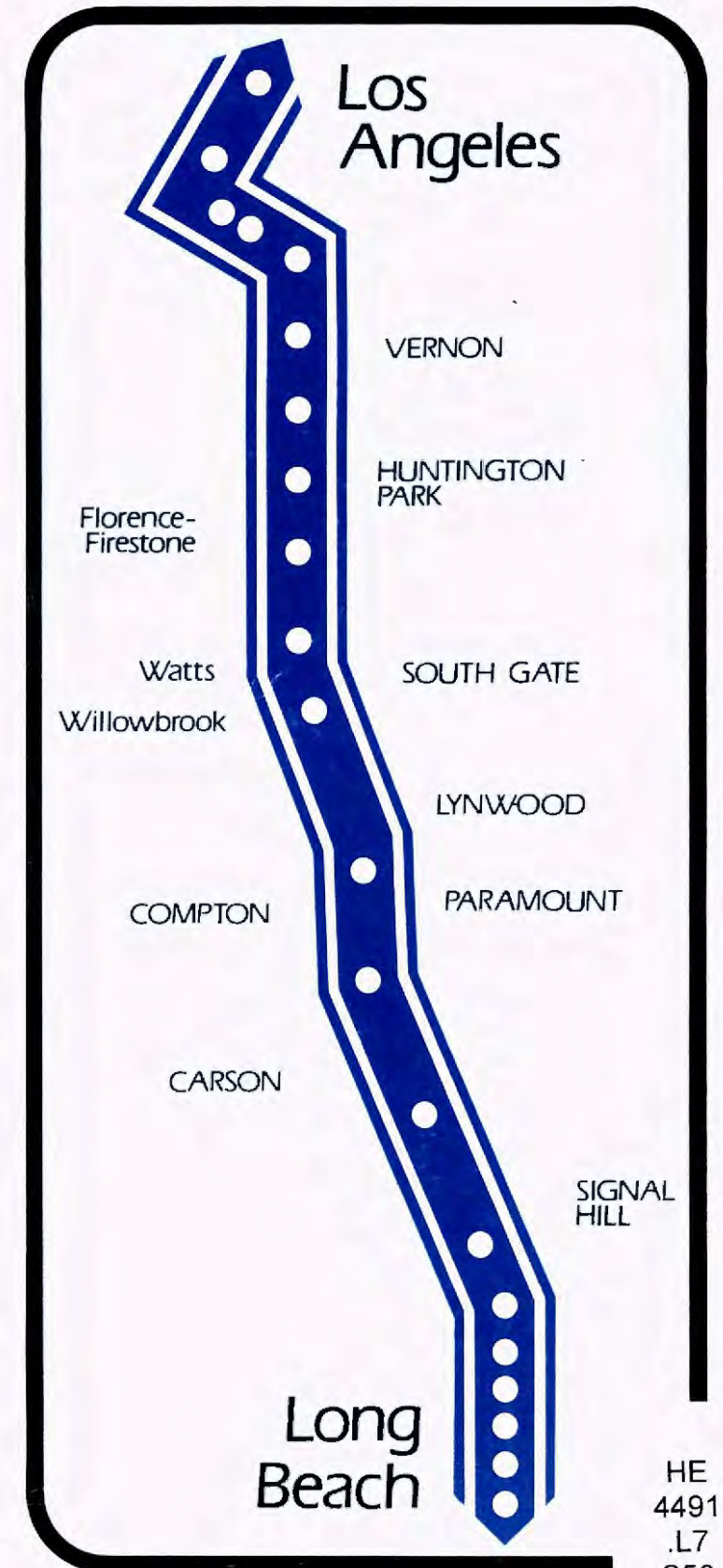


CONTRACT DRAWINGS



Long Beach - Los Angeles Rail Transit Project



OVERSIZE

HE
4491
.L7
S53
1989


Los Angeles County
Transportation
Commission



No. _____

HE
4491
.L7
S53
1989
Oversize

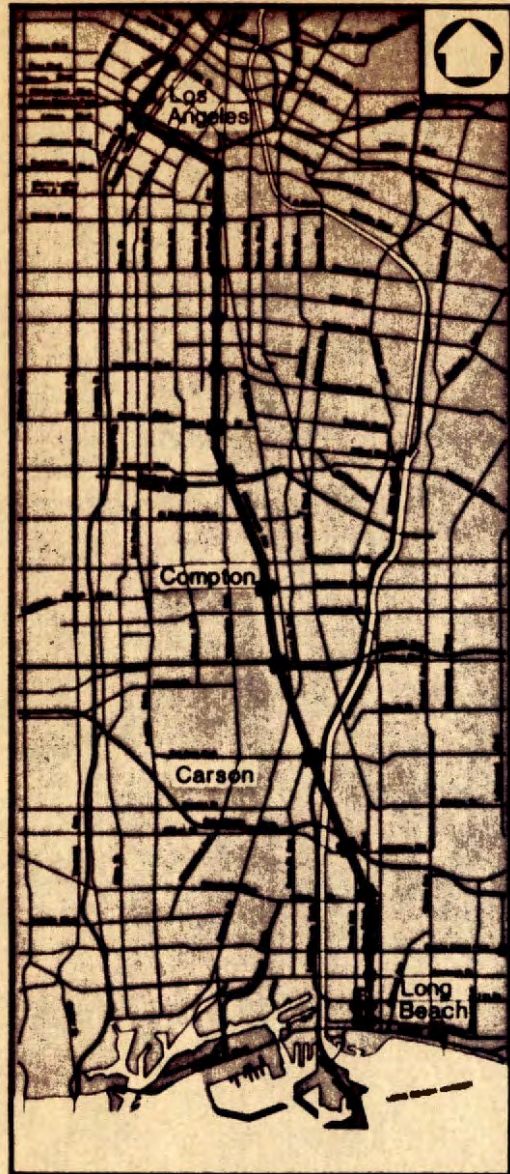
23 8163662



LOS ANGELES COUNTY TRANSPORTATION COMMISSION

LACTC The Long Beach-Los Angeles Rail Transit Project

MTA LIBRARY
ONE GATEWAY PLAZA, 15th Floor
LOS ANGELES, CA 90012



System Map

SIGNAGE & GRAPHICS

CONTRACT NO.
R01-T01-H0860

SANCHEZ KAMPS ASSOCIATES DESIGN



SUBMITTED BY: Mona Kamps DATE: 2/2/89
PROJECT MANAGER

APPROVED: [Signature] DATE: 2/26/89
DEPUTY PROJECT MANAGER
TRANSIT CONSULTANTS OF SOUTHERN CALIFORNIA

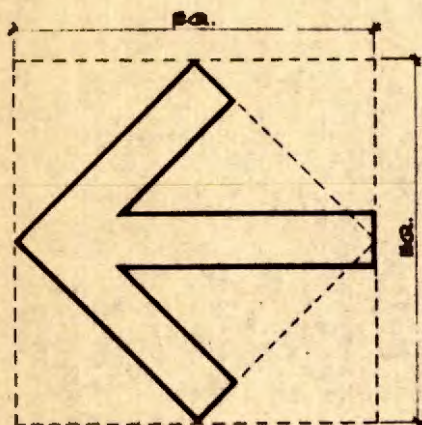
ACCEPTED: [Signature] DATE: 3-3-89
DIRECTOR, DESIGN & CONSTRUCTION
LOS ANGELES COUNTY TRANSPORTATION COMMISSION

S.C.R.T.D. LIBRARY

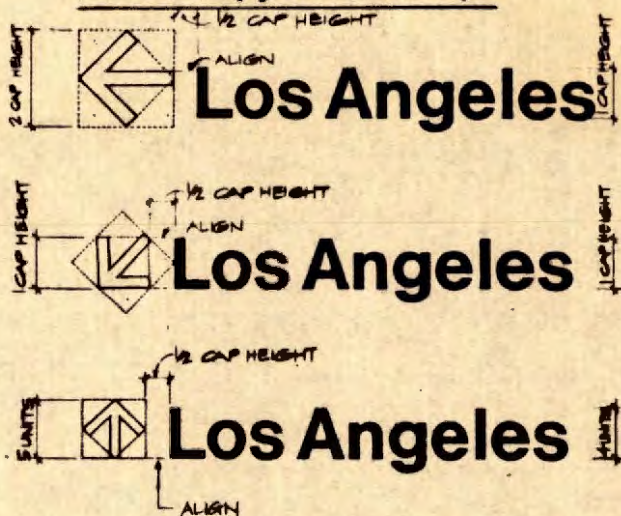
Project Typeface - Helvetica Medium

**ABCDEFGHIJKLMNOPQRSTUVWXYZ
 PQRSTUVWXYZ&
 abcdefghijklmnop
 qrstuvwxyz
 1234567890**

Arrow Construction



Arrow/Copy Relationships



Color Specifications

GREY = PLOCHERE # 0100 - (FED SPEC COLOR 20122)
 DARK GREY = EXISTING COLOR AS SPEC BY TRANSCAL - FED STANDARDS 595A - COLORS
 (OCCURS ON CANOPY SUPPORTS, BENCH UNITS ETC.)
 BLUE = PLOCHERE # 025 SPECTRA BLUE-ULTRA MARINE - (FED SPEC COLOR NO EQUAL)
 YELLOW = PLOCHERE # 97 SPECTRAYELLOW-HANSA YELLOW - (FED SPEC COLOR 25655)
 WHITE = TYPICAL BRIGHT WHITE
 HC BLUE = HANDICAP BLUE MATCH # 19090
 (FEDERAL STANDARD 595A - COLORS)

NOTE: FED SPEC COLOR IS FOR REFERENCE ONLY. COLOR SPECIFIED SHALL PRESIDE.

Letterspacing Guide

SIGN CONTRACTOR TO PROVIDE CONST. MGR. W/PULL SIZE SPACING PATTERN FOR ALL TYPICAL SIGN TYPES FOR APPROVAL PRIOR TO FABRICATION.

Normal Letterspacing

- USED FOR ALL SIGN TYPES UNLESS SPECIFIED OTHERWISE.

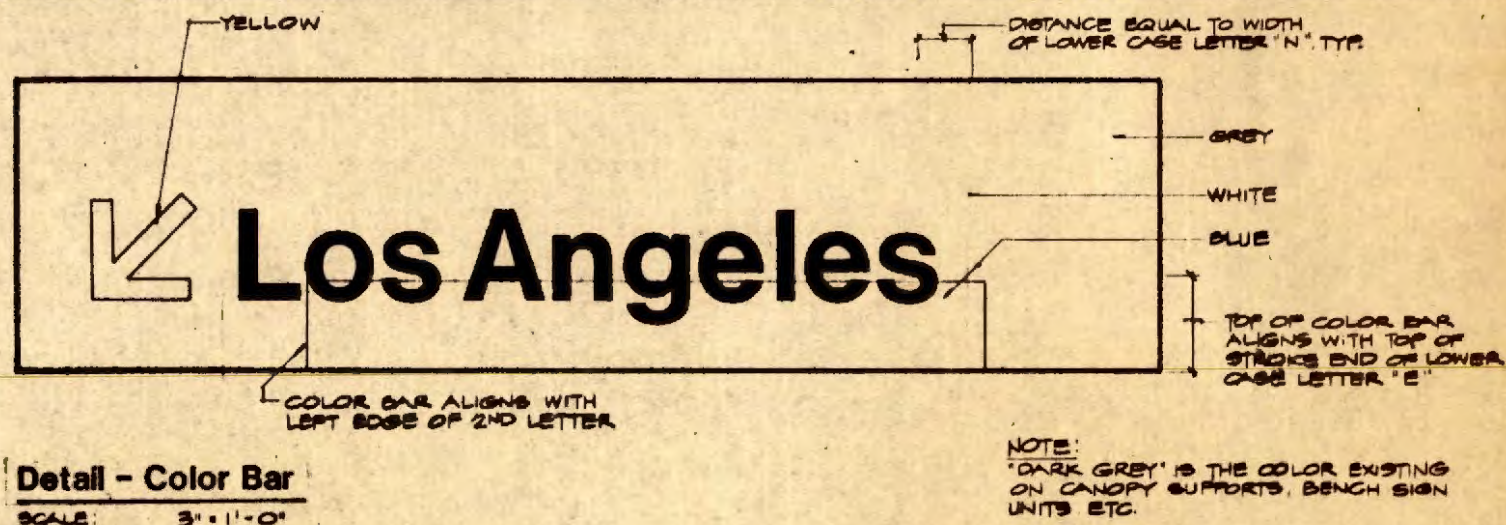
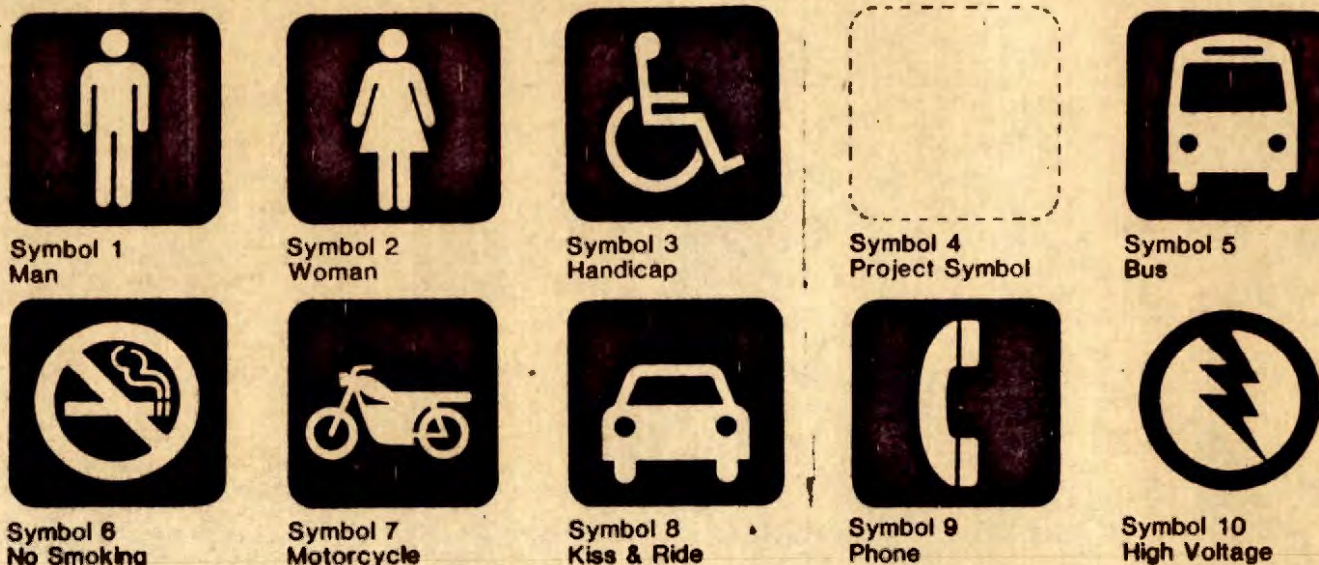
Letter Spacing

Open Letterspacing

- USED WHERE SPECIFIED

Letter Spacing

Project Symbols



Sheet Checked
 Physical Utility
 Fact
 Project Number
 2.20.89
 REV. DATE

Information furnished on all plans, drawings, reports, etc., and the information furnished hereon shall remain the property of the Los Angeles County Transportation Commission and shall not be used for any purpose not provided for in agreements with the Los Angeles County Transportation Commission.

DESIGNED BY J. STEPHARD
 DRAWN BY J. STEPHARD
 CHECKED BY S. GARDNER
 APPROVED BY [Signature]
 DATE FEBRUARY 26, 1989

LOS ANGELES COUNTY TRANSPORTATION COMMISSION
 The Long Beach-Los Angeles Rail Transit Project

SANCHEZ KAMPS ASSOCIATES DESIGN
 Graphic Consultant
 60 W. Green Street
 Pasadena, CA 91105
 818/793-4077

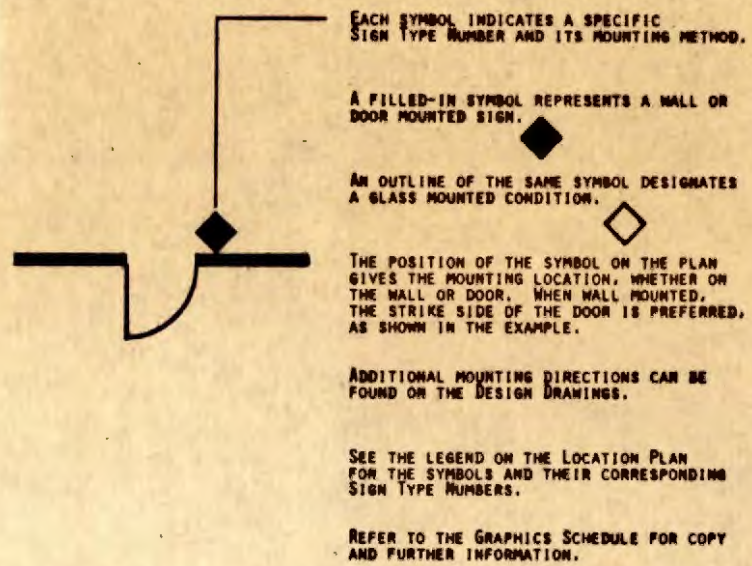
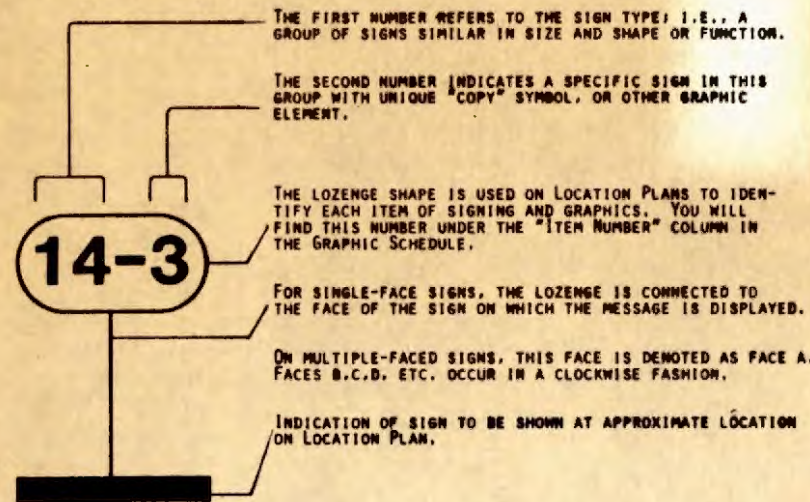
TRANSCAL
 Travel Consultants of Southern California
 11000 Wilshire Blvd., Suite 1000
 Los Angeles, CA 90025
 213/475-1100

SIGNAGE AND GRAPHICS
 PROJECT LETTER STYLE & SYMBOL SHEET

CONTRACT NO. R01-T01-H0860
 DRAWING NO. GI-7901
 REV. SHEET NO. 1
 SCALE AS NOTED

GENERAL NOTES

LOCATION PLAN EXPLANATION



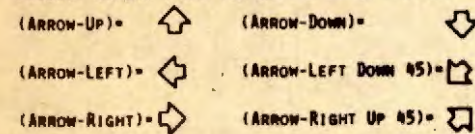
GRAPHICS SCHEDULE EXPLANATION

THE FOLLOWING ITEMS EXPLAIN THE PURPOSE OF THE VARIOUS COLUMNS ON THE GRAPHIC SCHEDULE SHEETS, UNDER SEPARATE COVER.

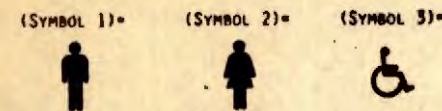
1. **ITEM NUMBER:** A two-part number is used in the lozenge shape to identify each sign or graphic item. THE FIRST NUMBER REFERS TO THE SIGN TYPE, I.E., A GROUP OF SIGNS SIMILAR IN SIZE AND SHAPE OR FUNCTION. THE SECOND NUMBER INDICATES A SPECIFIC SIGN IN THIS GROUP WITH UNIQUE "COPY", SYMBOL, OR OTHER GRAPHIC ELEMENTS.

2. **COPY WORDING AND SYMBOL USE:** THIS SHOWS EACH LINE OF COPY, ITS EXACT WORDING, CAPITALIZATION, PUNCTUATION, MARGIN ARRANGEMENT, ARROW AND SYMBOL USE. INFORMATION GIVEN WITHIN PARENTHESES SHALL NOT APPEAR ON THE SIGN AS COPY.

ARROWS: INDICATED BY MEANS OF A WRITTEN DESCRIPTION WITHIN PARENTHESES. REFER TO THE PROJECT SYMBOL SHEET FOR ACTUAL ARROW DESIGN.



SYMBOLS: EACH SYMBOL THAT WILL APPEAR ON A SIGN WILL BE ASSIGNED A NUMBER. REFER TO THE PROJECT SYMBOL SHEET FOR THE ACTUAL SYMBOLS.



ABBREVIATIONS

ALUM	ALUMINUM	COL	COLUMN	DWG	DRAWING	MAX	MAXIMUM	OPP	OPPOSITE	SS	STAINLESS STEEL
ANOD	ANODIZED	CONC	CONCRETE	EL	ELEVATION	MEZZ	MEZZANINE	PL	PLATE	STL	STEEL
BM	BEAM	CONT	CONTINUOUS	FIN	FINISH	MIN	MINIMUM	REQ'D	REQUIRED	SYMM	SYMMETRICAL
CAP	CAPITAL	DET	DETAIL	FL	FLOOR	NB	NORTH BOUND	SB	SOUTH BOUND	TYP	TYPICAL
CL	CENTER LINE	DF	DOUBLE FACED	FRP	REINFORCED FIBERGLASS	N.I.C.	NOT IN CONTRACT	SF	SINGLE FACED	W/	WITH
CLR	CLEAR	DIMS	DIMENSIONS	GALV	GALVANIZED	N.T.S.	NOT TO SCALE	SIM	SIMILAR		
CLG	CEILING	DN	DOWN	HT	HEIGHT	O.C.	ON CENTER	SPTC	SOUTH PACIFIC RAIL LINE		

DRAWINGS

GENERAL DW'G. AND SIGN TYPE MENU

SHEET NUMBER	DRAWING NUMBER	DRAWING TITLE
1	GI-7901	ALPHABET, SYMBOL AND SPACING
2	GI-7902	GENERAL NOTES & LP INFORMATION
3	GS-7903	SIGN TYPE MENU - STATIONS
4	GS-7904	SIGN TYPE MENU - SITE
5	GS-7905	SIGN TYPE MENU - BUILDINGS
6	GS-7906	SIGN TYPE MENU - RIGHT OF WAY
7	GS-7907	SIGN TYPE MENU - RIGHT OF WAY

LOCATION PLANS

SHEET NUMBER	DRAWING NUMBER	DRAWING TITLE
35	GS-7950	PICO STATION
36	GS-7951	GRAND STATION
37	GS-7952	SAN PEDRO STATION
38	GS-7953	WASHINGTON STATION
39	GS-7954	VERNON STATION
40	GS-7955	SLAUSON STATION-STREET LEVEL
41	GS-7956	SLAUSON STATION-PLATFORM
42	GS-7957	FLORENCE STATION-SITE
43	GS-7958	FLORENCE STATION-PLATFORM
44	GS-7959	FIRESTONE STATION-STREET LEVEL
45	GS-7960	FIRESTONE STATION-PLATFORM
46	GS-7961	103RD ST. STATION
47	GS-7962	IMPERIAL STATION-SITE
48	GS-7963	IMPERIAL STATION-PLATFORM
49	GS-7965	COMPTON STATION-SITE
50	GS-7966	COMPTON STATION-PLATFORM
51	GS-7967	ARTESIA STATION-SITE
52	GS-7968	ARTESIA STATION-PLATFORM
53	GS-7969	DELAHO-SITE 1 OF 2
54	GS-7970	DELAHO-SITE 2 OF 2
55	GS-7971	DELAHO-STREET LEVEL
56	GS-7972	DELAHO STATION-PLATFORM
57	GS-7973	WARDLOW STATION-SITE 1 OF 2
58	GS-7974	WARDLOW STATION-SITE/STATION 2 OF 2
59	GS-7975	WILLOW STATION-SITE 1 OF 2
60	GS-7976	WILLOW STATION-SITE/STATION 2 OF 2
61	GS-7978	PCH STATION
62	GS-7979	ANAHEIM STATION
63	GS-7980	5TH STREET STATION
64	GS-7981	1ST STREET STATION
65	GS-7982	TRANSIT MAIL STATION
66	GS-7983	PACIFIC AVENUE STATION
67	GS-7984	HILL STREET STATION
68	GS-7985	CENTRAL CONTROL FACILITY-SITE
69	GS-7986	CENTRAL CONTROL FACILITY 1ST FLOOR
70	GS-7987	CENTRAL CONTROL FACILITY 2ND FLOOR
71	GS-7988	CENTRAL CONTROL FACILITY SERVICE
72	GS-7989	RIGHT OF WAY-TRACK
73	GS-7990	RIGHT OF WAY-DETAILS
74	GS-7991	RIGHT OF WAY-DETAILS
75	GS-7992	RIGHT OF WAY-DETAILS
76	GS-7993	ROW YARD & SHOPS-SITE
77	GS-7994	ROW YARD & SHOPS-SITE
78	GS-7995	ROW YARD & SHOPS-SITE
79	GS-7996	ROW YARD & SHOPS-SITE
80	GS-7997	ROW YARD & SHOPS-SITE
81	GS-7998	ROW YARD & SHOPS-SITE
82	GS-7999	ROW YARD & SHOPS-SITE
83	GS-8000	ROW VEHICLE SHOP GROUND FLOOR
84	GS-8001	ROW VEHICLE SHOP GRD. FLR.-MEZZANINE
85	GS-8002	ROW OPERATIONS CENTER GROUND FLOOR
86	GS-8003	ROW OPERATIONS CENTER 2ND FLOOR
87	GS-8004	ROW PAINT SHOP

DESIGN

SHEET NUMBER	DRAWING NUMBER	DRAWING TITLE
8	GS-7910	SIGN TYPE 1
9	GS-7912	SIGN TYPE 3
10	GS-7913	SIGN TYPE 4
11	GS-7914	SIGN TYPE 5
12	GS-7915	SIGN TYPE 6
13	GS-7916	SIGN TYPE 7 & 8
14	GS-7917	SIGN TYPE 9
15	GS-7918	SIGN TYPE 9-DETAILS
16	GS-7919	SIGN TYPE 10
17	GS-7920	SIGN TYPE 11
18	GS-7922	SIGN TYPE 13
19	GS-7923	SIGN TYPE 14
20	GS-7924	SIGN TYPE 15
21	GS-7925	SIGN TYPE 20
22	GS-7926	SIGN TYPE 21
23	GS-7927	SIGN TYPE 22
24	GS-7928	SIGN TYPE 23
25	GS-7929	SIGN TYPE 24
26	GS-7930	SIGN TYPES 40/41
27	GS-7931	SIGN TYPES 42/43
28	GS-7932	SIGN TYPES 44/45
29	GS-7933	SIGN TYPES 46/47
30	GS-7934	SIGN TYPES 48/49
31	GS-7935	SIGN TYPES 50/52/53
32	GS-7936	SIGN TYPES 54/55/56/58
33	GS-7937	SIGN TYPES 61/64
34	GS-7938	SIGN TYPES 65/66

NOTE: "GI" AND "GS" REFERENCES ARE TO DRAWINGS WITHIN THIS SET. ANY REFERENCES TO DRAWINGS OTHER THAN SERIES "GI" OR "GS" REFER TO PREVIOUS SUBMITTALS.

Work Element
Physical Entry
Project Signator
Cost Element
Project Number

REV	DATE	DESCRIPTION	BY	APP.
2.20.99		ISSUED FOR BID		

DESIGNED BY
J. STODDARD
 DRAWN BY
K. AGELTINE
 CHECKED BY
S. GARONER
 APPROVED BY
S. GARONER
 DATE
FEBRUARY 20, 1999

LOS ANGELES COUNTY TRANSPORTATION COMMISSION
 The Long Beach-Los Angeles Rail Transit Project


SANCHEZ KAMPS ASSOCIATES DESIGN
 Graphic Consultant
 60 W. Green Street
 Pasadena, CA 91105
 818/793-4017

TRANSCAL
 Transit Consultants of Southern California

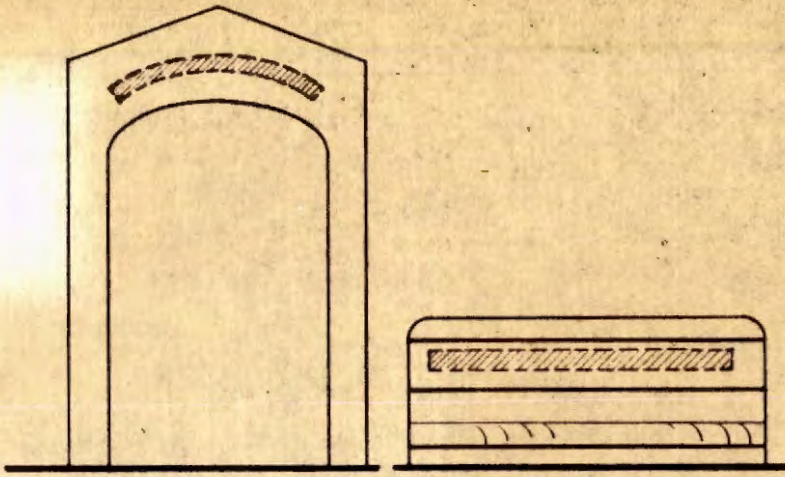
APPROVED:

SIGNAGE AND GRAPHICS
GENERAL NOTES &
LOCATION PLAN INFORMATION

CONTRACT NO. R01-T01-H0860	
DRAWING NO. GI-7902	
REV.	SHEET NO. 2
SCALE NONE	



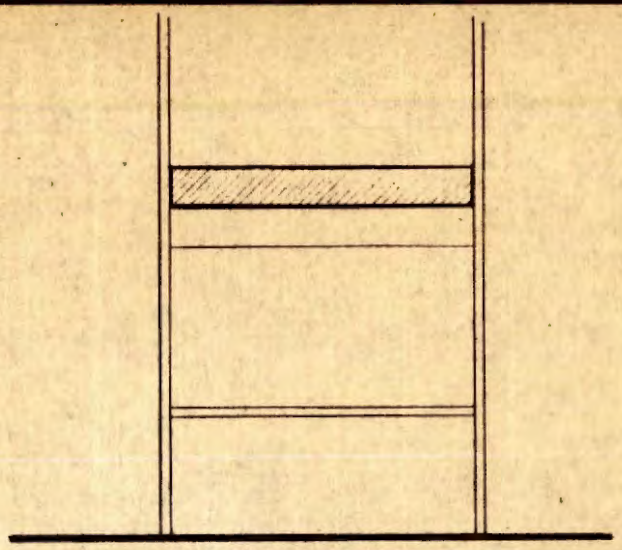
1 Station Entrance Portal
Freestanding 4 Sided




2 Station Entrance Identification
Dimensional Letters on Existing Structure



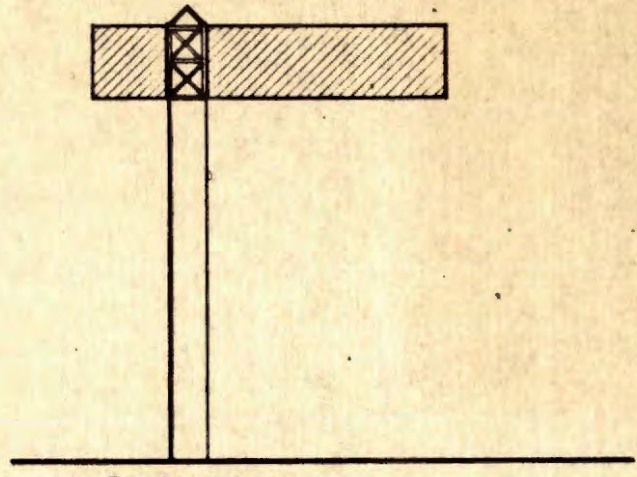
3 Station Identification
D/F Monument, Non-Illuminated



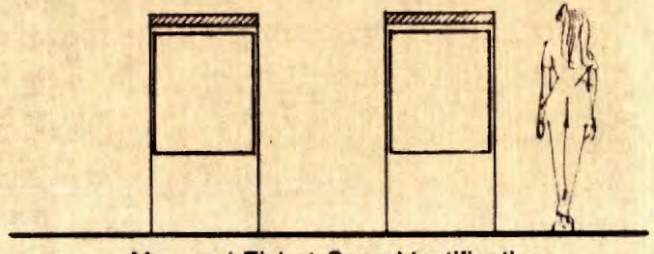
4 Station Identification
Panel Mounted to Elevator Shaft



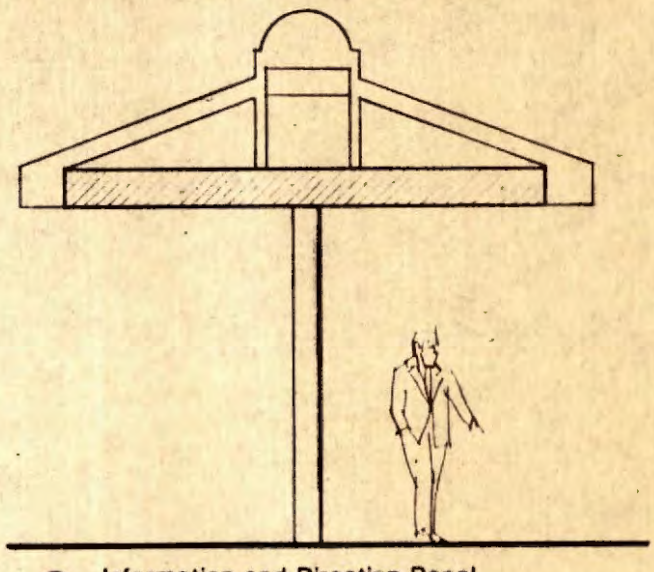
5 Site Identification
D/F Monument, Non-Illuminated



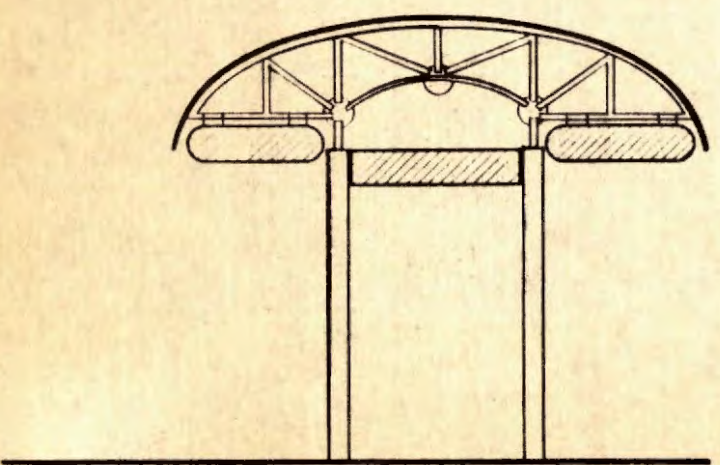
6 Site Identification
D/F Overhead Pylon, Non-Illuminated



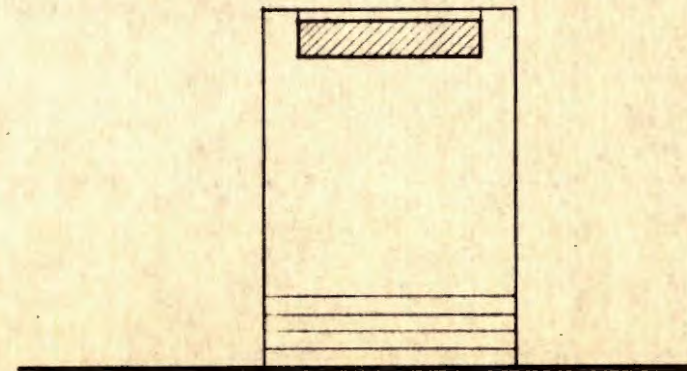
7&8 Map and Ticket Case Identification
Applied to Existing Case



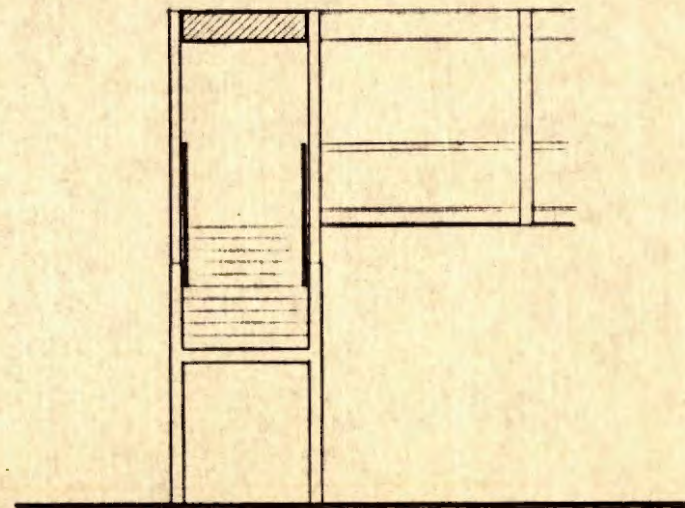
9 Information and Direction Panel
Mounted to Existing Station Canopy



10/13 Information and Directional Panels
D/F, Suspended from Existing Station Canopy



11 Information and Directional Panel
D/F Mounted From Ceiling



12 Information and Directional Panel
Mounted to Existing Structure



14 Information Plaque Mounted to Fence
15 Restrictive Plaque Mounted to Fence

Work
Contract
Physical
Contract
Project
Number

REV.	DATE	DESCRIPTION	BY	APP.
2.20.89		ISSUED FOR BID		

Information furnished on all plans, drawings, reports, specifications, and/or information furnished herewith shall remain the property of the Los Angeles County Transportation Commission and shall not be used for any purpose not provided for in agreements with the Los Angeles County Transportation Commission.

DESIGNED BY
J. STODDARD
DRAWN BY
AKB
CHECKED BY
S. SANDERSON
APPROVED BY
S. SANDERSON
DATE
FEBRUARY 20, 1989

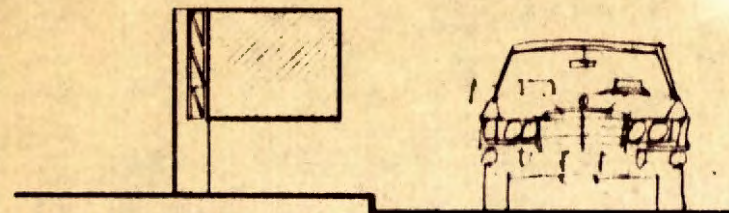
LOS ANGELES COUNTY TRANSPORTATION COMMISSION
The Long Beach-Los Angeles Rail Transit Project

SANCHEZ KAMPS ASSOCIATES DESIGN
Graphic Consultant
60 W. Green Street
Pasadena, CA 91105
818/793-4017


TRANSCAL
Travel Consultants of Southern California
APPROVED: *[Signature]*

SIGNAGE AND GRAPHICS
STATIONS
SIGN TYPE MENU
DESIGN DRAWING

CONTRACT NO. R01-T01-H0880
DRAWING NO.
GS-7803
REV. SHEET NO. **3**
SCALE
NONE




20 Vehicle Directional- Primary
Pylon Mounted, Reflective Copy



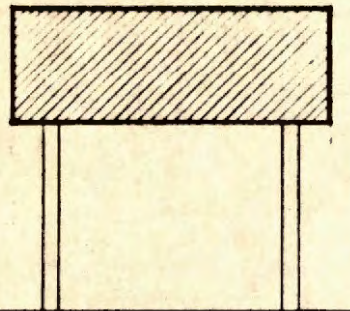
21 Vehicle Directional- Secondary
Pylon Mounted, Reflective Copy



22 Vehicular Restrictive
Post Mounted, Reflective Copy



23 City Street Trailblazer
Mounted on Existing Post, Reflective Sign



24 Freeway Trailblazer
Reflective copy, Conforming to Caltrans Requirements

Project Number	2.20.89
Cost Element	ISSUED FOR BID
Contract Signature	
Physical Entity	
Work Element	

Information furnished on all plans, drawings, specifications, and/or information furnished herewith shall remain the property of the Los Angeles County Transportation Commission; shall be held confidential; and shall not be used for any purpose not provided for in agreements with the Los Angeles County Transportation Commission.

DESIGNED BY
J. S. KAMPS
DRAWN BY
ARIS
CHECKED BY
S. GARDNER
APPROVED BY
[Signature]
DATE
FEBRUARY 20, 1989

LOS ANGELES COUNTY TRANSPORTATION COMMISSION
The Long Beach-Los Angeles Rail Transit Project

SANCHEZ KAMPS ASSOCIATES
Graphic Consultant
60 W. Green Street
Pasadena, CA 91105
DESIGN 818/793-4017
SUBMITTED: *[Signature]*

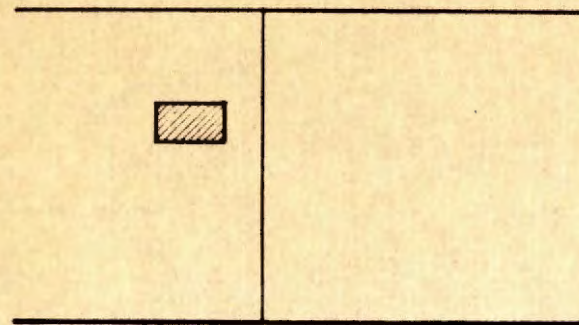
TRANSCAL
Transit Consultants of Southern California
A Joint Venture of:
Parsons Brinckerhoff Chase & Douglas, Inc.
Daniel Mann Johnson & Mendenhall
Harris Fugitts (California) Corp.
Bishop Pank Construction Management

APPROVED: *[Signature]*

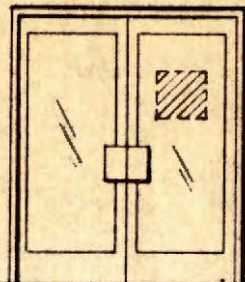
**SIGNAGE AND GRAPHICS
SITE
SIGN TYPE MENU
DESIGN DRAWING**

CONTRACT NO R01 T01-H080
(DRAWING NO)
GS-7904
REV SHEET NO **4**
SCALE
NONE

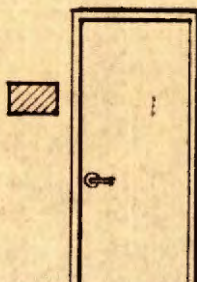
REV	DATE	DESCRIPTION	BY	APP



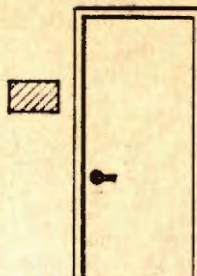
40 Visitor Information
Wall Mounted



41 Address & Entrance Identification
Door Mounted




42 Conference Room Identification
Sliding In-Use Message Tab



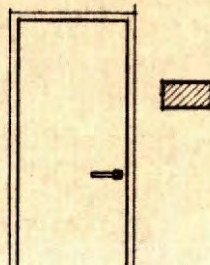
43 Room Identification
Wall Mounted




44 Men's Restroom Identification
Door Mounted




45 Women's Restroom Identification
Door Mounted



46 Personnel Identification
Wall Mounted



47 Engineering Control Number
Jamb Mounted



48 Evacuation Information
Wall Mounted at Elevator

Project Number
Contract Number
Designator
Work Element
Physical Entry

REV.	DATE	DESCRIPTION	BY	APP.
2.20.89		ISSUED FOR BID		

Information confidential; all plans, drawings, specifications, and/or information furnished herewith shall remain the property of the Los Angeles County Transportation Commission and shall not be used for any purpose not provided for in agreement with the Los Angeles County Transportation Commission.

DESIGNED BY
J. STEWARD

DRAWN BY
ARIS

CHECKED BY
S. GARDNER

APPROVED BY
[Signature]

DATE
FEBRUARY 20, 1989

LOS ANGELES COUNTY TRANSPORTATION COMMISSION
The Long Beach-Los Angeles Rail Transit Project

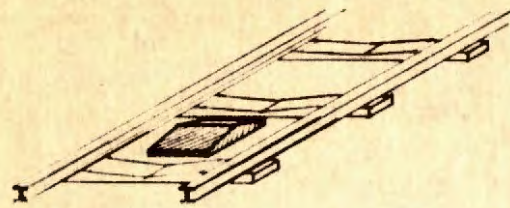
SANCHEZ KAMPS ASSOCIATES DESIGN
Graphic Consultant
60 W. Green Street
Pasadena, CA 91105
818/793-4017

TRANSCAL
Transit Consultants of Southern California


APPROVED: *[Signature]*

SIGNAGE AND GRAPHICS BUILDING SIGN TYPE MENU DESIGN DRAWING

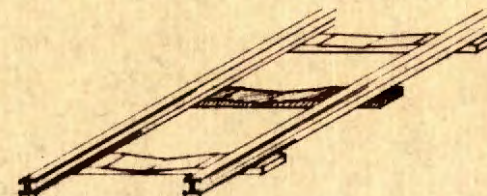
CONTRACT NO R01-T01-H0860
DRAWING NO
GS-7905
REV. SHEET NO. **5**
SCALE
NONE



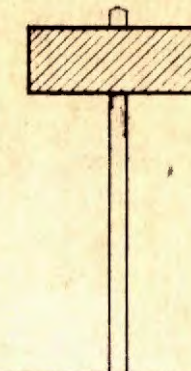
50 Milemarker
S/F & D/F Ground/Post Mounted Sign Face



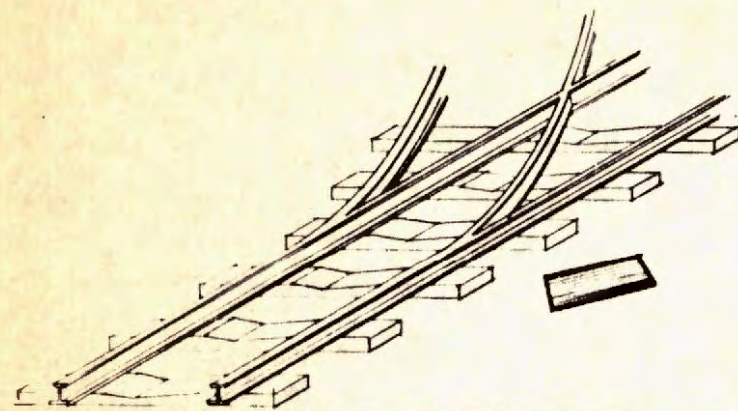
52 Operation /Information
Post Mounted Reflective Sign Face



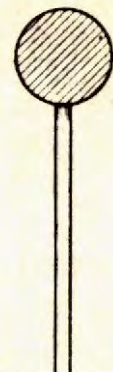
53 Operational
Painted Surface



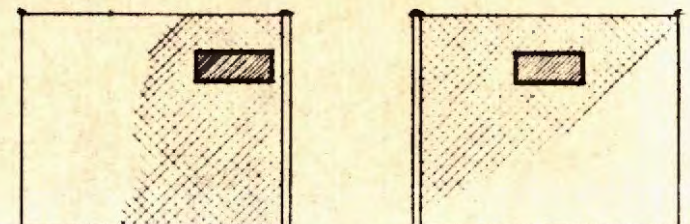
54 Station Approach Identification
S/F Post Mounted Reflective Copy



55 Spring Switch
Painted Graphic on Ground



56 Restrictive -Railroad Crossing
S/F Reflective Sign Face Post Mounted



58 Pedestrian Warning / Regulatory
Fence Mounted Reflective Sign Face

Information confidential:
all plans, drawings, specifications, and/or information
furnished herewith shall
remain the property of the
Los Angeles County Transportation
Commission;
shall be held confidential
and shall not be used for
any purpose not provided
for in agreements with the
Los Angeles County Transportation
Commission.

DESIGNED BY
[Signature]
DRAWN BY
ARIS
CHECKED BY
S. GARDNER
APPROVED BY
[Signature]
DATE
FEBRUARY 20, 1989

LOS ANGELES COUNTY TRANSPORTATION COMMISSION
The Long Beach-Los Angeles Rail Transit Project

SANCHEZ KAMPS ASSOCIATES DESIGN
Graphic Consultant
60 W. Green Street
Pasadena, CA 91105
818/793-4017
SUBMITTED: *[Signature]*

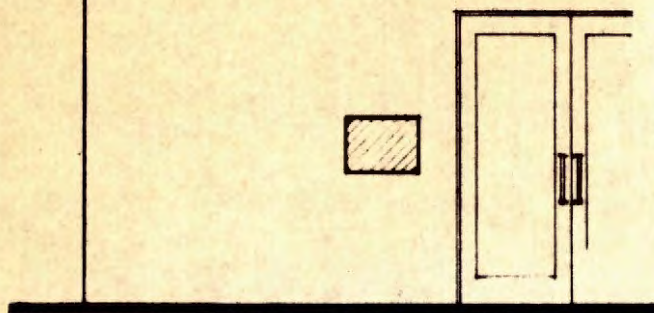
TRANSCAL
Transit Consultants of Southern California
A Joint Venture of:
Parsons Brinckerhoff Quade & Douglas, Inc.
Daniel Mann Johnson & Mendenhall
Kaiser Engineers (California) Corp.
Kaiser Pacific Construction Management
APPROVED: *[Signature]*

**SIGNAGE AND GRAPHICS
RIGHT OF WAY - SHEET 1
SIGN TYPE MENU
DESIGN DRAWING**

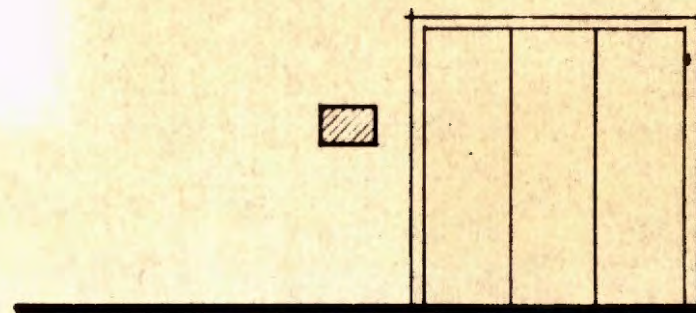
CONTRACT NO. R01-T01-H0960
DRAWING NO.
GS-7906
REV. SHEET NO. **6**
SCALE
NONE

REV.	DATE	DESCRIPTION	BY	APP.
2.20.89		ISSUED FOR BID		

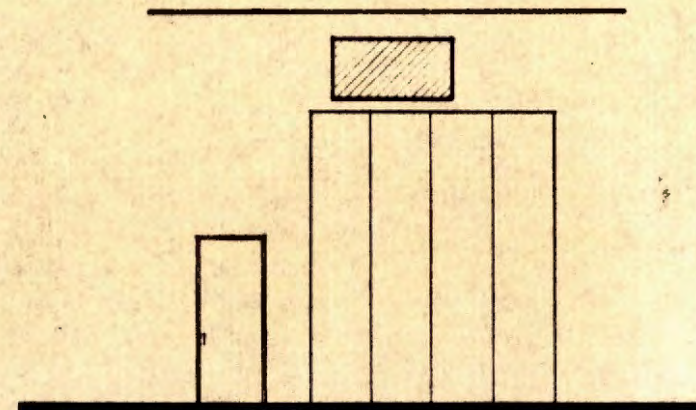
Project Number	
Contract	
Physical Entity	
Work Element	



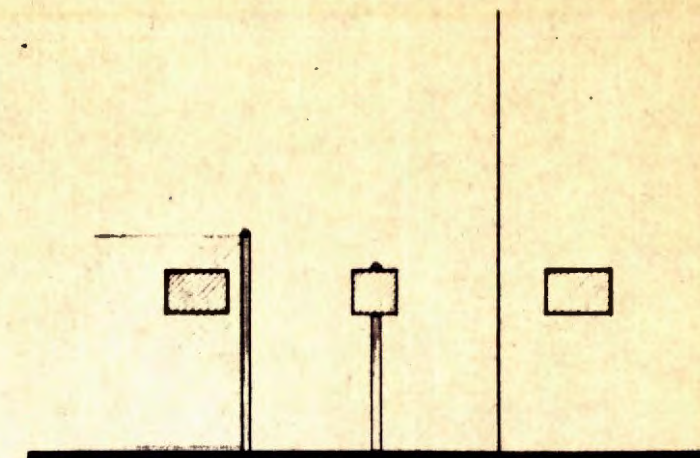
61 Building Identification
Wall Mounted



64 Information & Direction
Wall Mounted



65 Track Identification
Wall Mounted



66 Primary Regulatory & Restrictive
Post & Wall Mounted

Project	Mark Element
Revision	Physical Entity
Cost Element	Work Element

REV	DATE	DESCRIPTION	BY	APP
2.20.89		ISSUED FOR BID		

Information contained on this drawing, specification, and/or information furnished herewith shall remain the property of the Los Angeles County Transportation Commission and shall not be used for any purpose not provided for in agreement with the Los Angeles County Transportation Commission.

DESIGNED BY
J. S. PARD
DRAWN BY
ARIS
CHECKED BY
S. GARDNER
APPROVED BY
K. KAMPS
DATE
FEBRUARY 20, 1989

LOS ANGELES COUNTY TRANSPORTATION COMMISSION
The Long Beach-Los Angeles Rail Transit Project

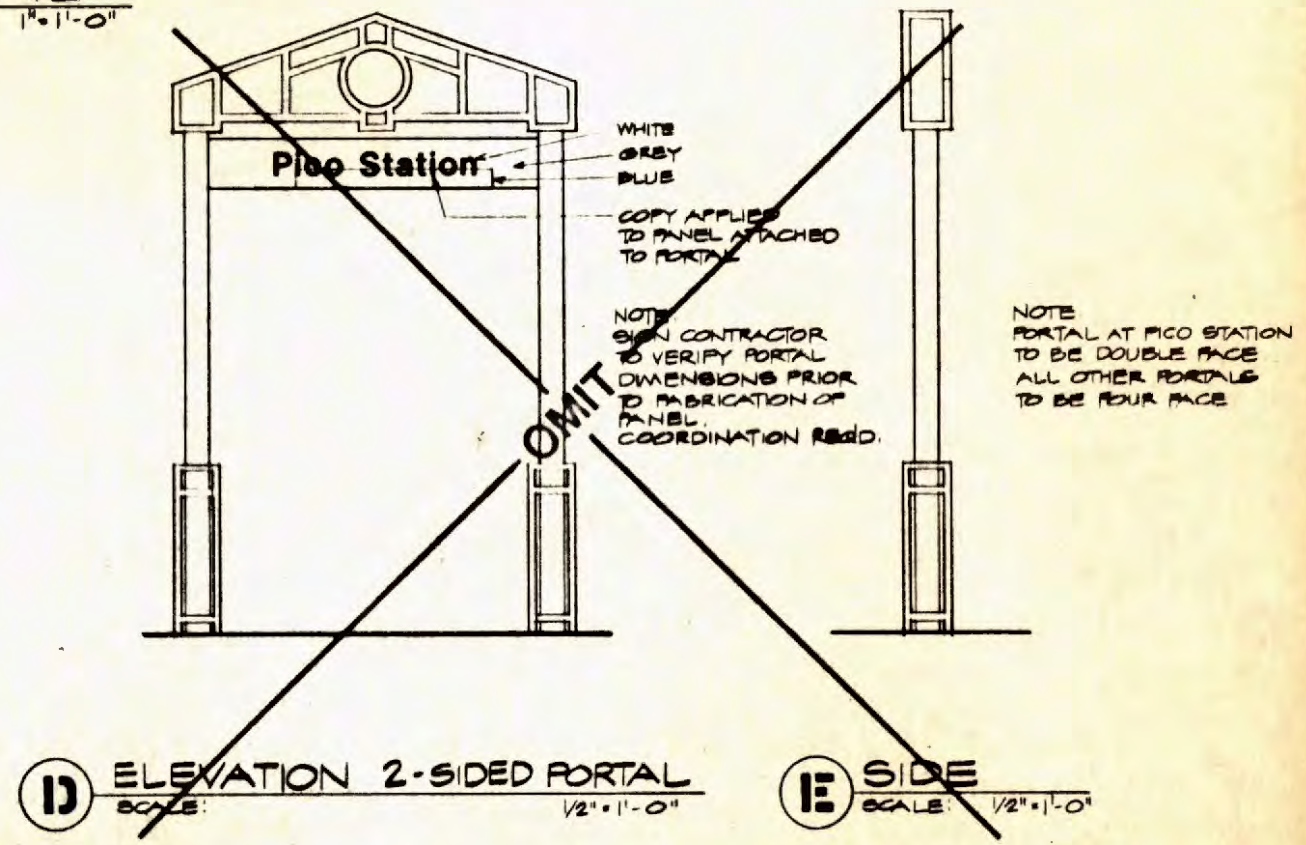
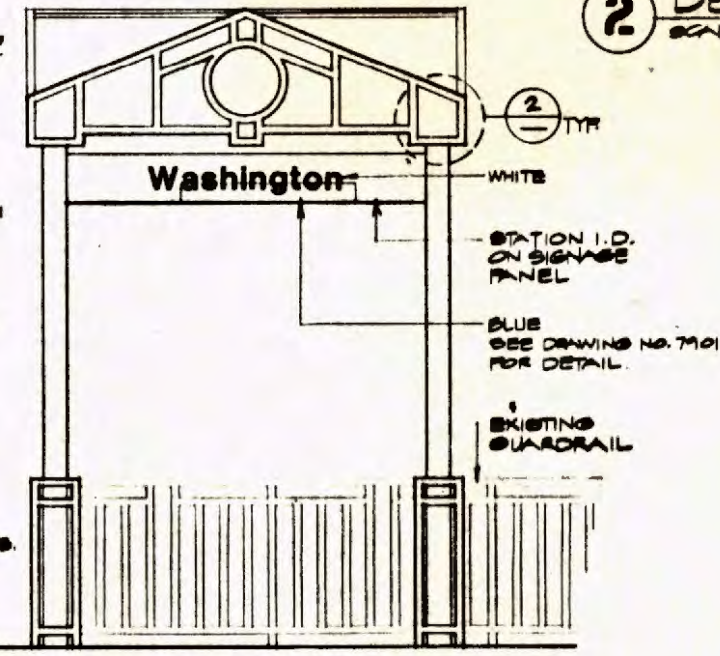
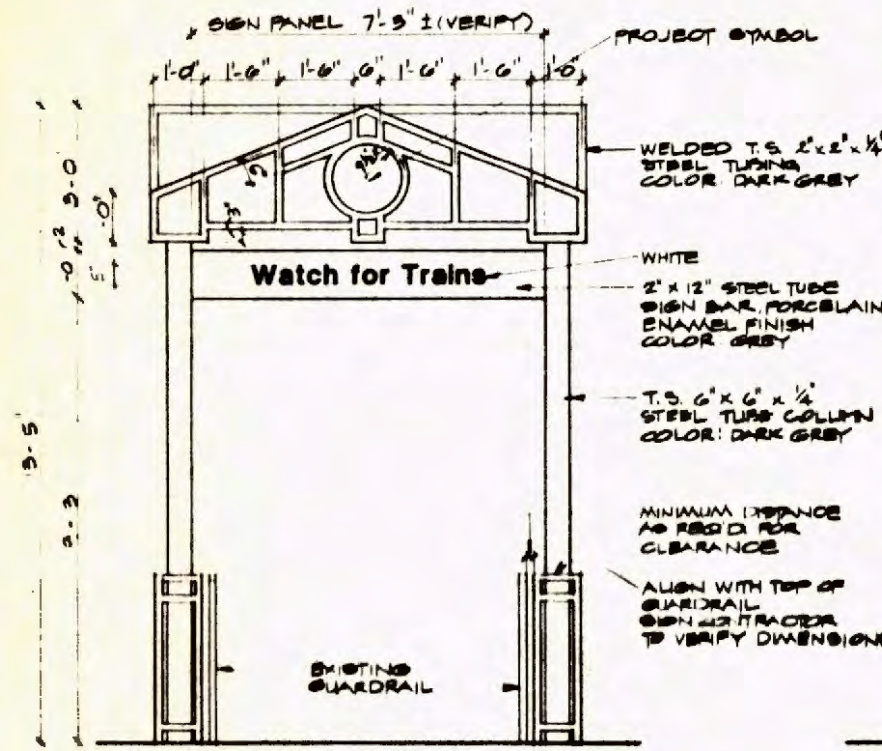
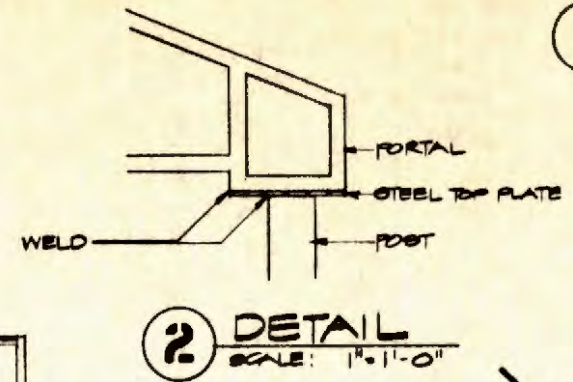
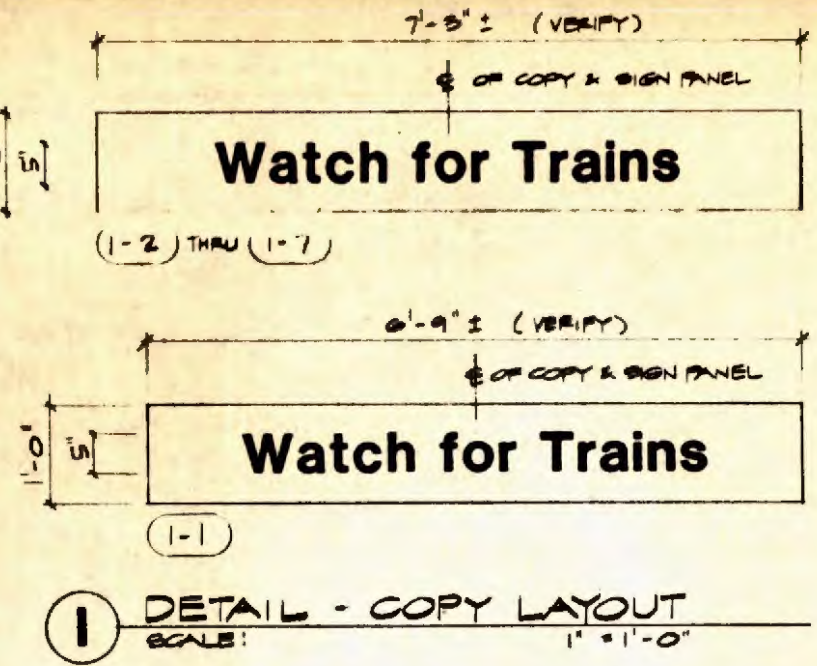
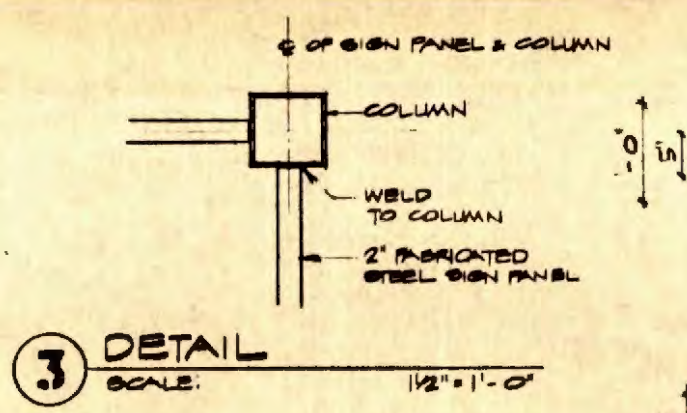
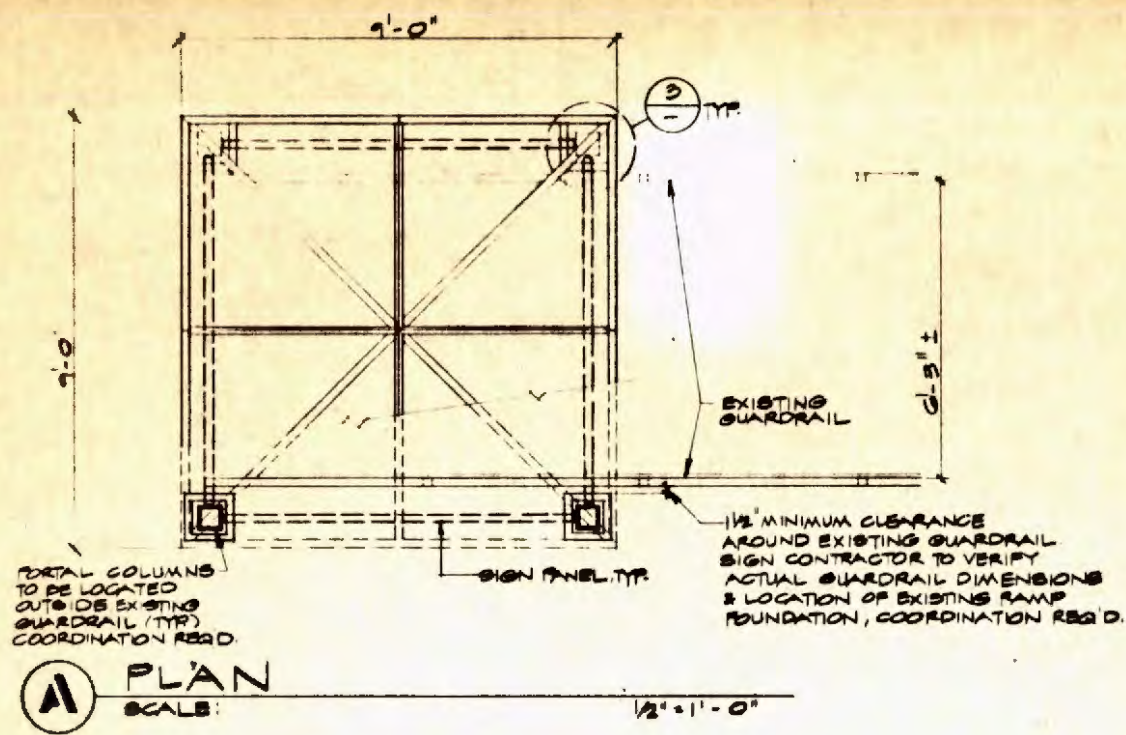
SANCHEZ KAMPS ASSOCIATES DESIGN
Graphic Consultant
60 W. Green Street
Pasadena, CA 91105
818/793-4017

TRANSCAL Transit Consultants of Southern California
A Joint Venture of:
• Parsons Brinckerhoff Quade & Douglas Inc.
• Daniel Mann Johnson & Mendenhall
• HOK Inc. (California Corp.)
Construction Management

APPROVED: *[Signature]*

**SIGNAGE AND GRAPHICS
RIGHT OF WAY
SIGN TYPE MENU - SHEET 2
DESIGN DRAWING**

CONTRACT NO. R01-T01-H0860	
DRAWING NO. GS-7907	
REV.	SHEET NO. 7
SCALE NONE	



NOTE: ALL CORNERS ON STEEL TUBING TO BE MITRED. ALL WELDS TO BE GROUND SMOOTH AND FLUSH.

FOR TYPICAL NOTES & DIMS. SEE BY-

Work Element	
Physical Entity	
Contractor	
Cost Element	
Project Number	

DESIGNED BY	J. STEPHEN
DRAWN BY	ARIS
CHECKED BY	S. GARDNER
APPROVED BY	J. STEPHEN
DATE	FEBRUARY 20, 1989

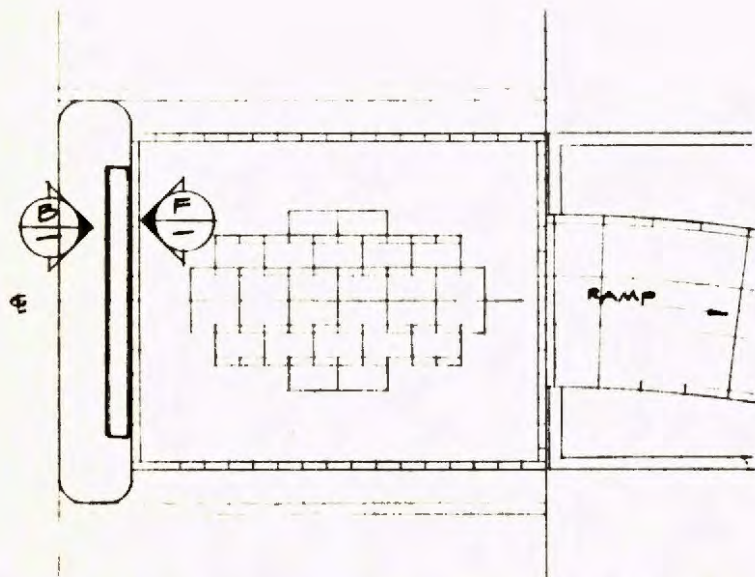
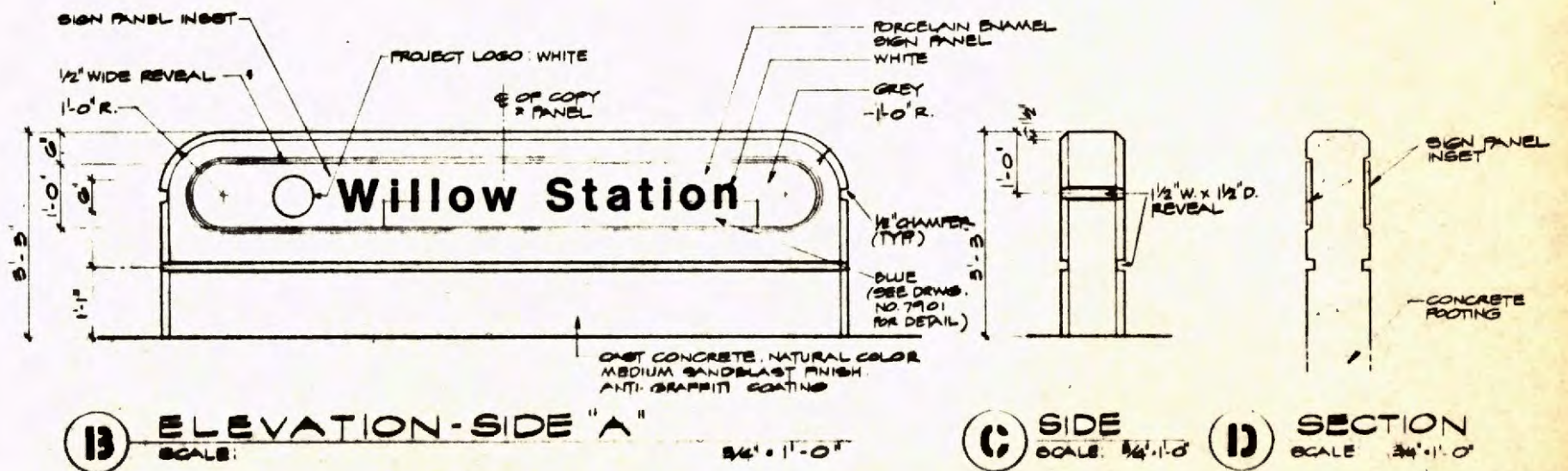

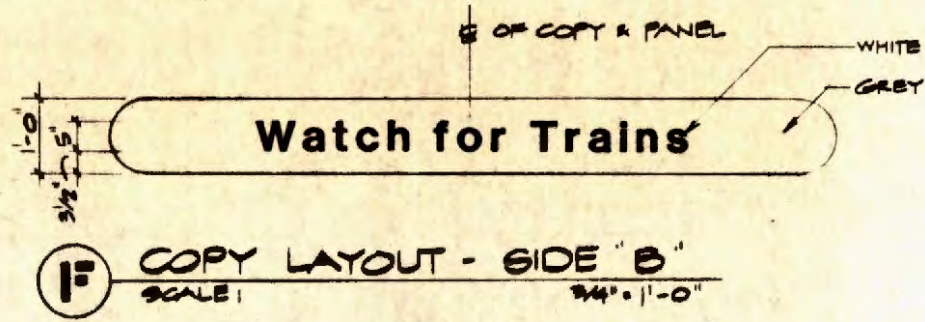
LOS ANGELES COUNTY TRANSPORTATION COMMISSION
The Long Beach-Los Angeles Rail Transit Project

SANCHEZ KAMPS ASSOCIATES DESIGN
Graphic Consultant
60 W. Green Street
Pasadena, CA 91105
818/793-4017

TRANSCAL
A Joint Venture of
Transcal Management Corporation
A Personnel Recruitment, Staffing & Training Firm

SIGNAGE AND GRAPHICS STATION SIGNAGE SIGN TYPE 1 DESIGN DRAWING

CONTRACT NO. R01-T01-H0880
DRAWING NO. **GS-7910**
REV. SHEET NO. **8**
SCALE: **AS NOTED**



E SIGN LOCATION PLAN (TYP.)
SCALE: 1/4" = 1'-0"

PROJECT: Signage
SHEET: 9

REV	DATE	DESCRIPTION	BY	APP.
2.20.89	ISSUED FOR BID			

Information furnished:
all plans, drawings, specifications, and/or information furnished hereunder shall remain the property of the Los Angeles County Transportation Commission, shall be held confidential, and shall not be used for any purpose not provided for in agreements with the Los Angeles County Transportation Commission.

DESIGNED BY
J. STODDARD

DRAWN BY
AKIS

CHECKED BY
S. GARDNER

APPROVED BY
[Signature]

DATE
FEBRUARY 20, 1989

LOS ANGELES COUNTY TRANSPORTATION COMMISSION
The Long Beach-Los Angeles Rail Transit Project

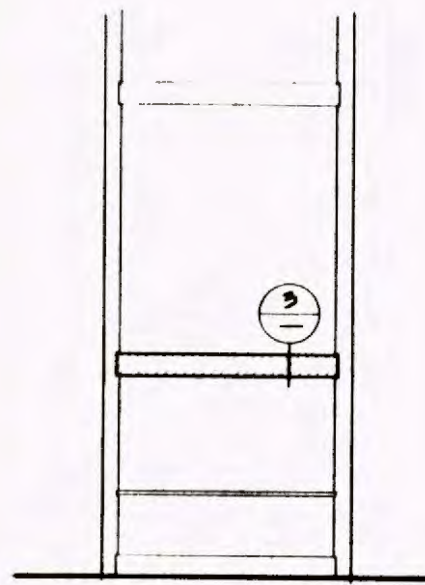
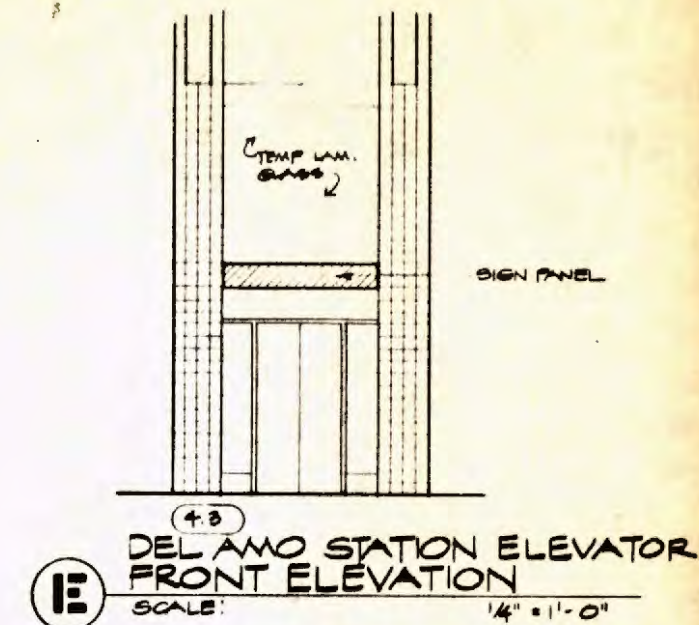
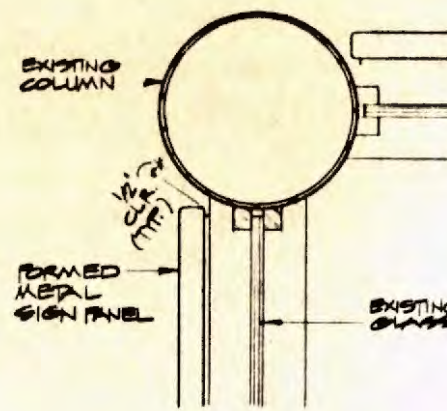
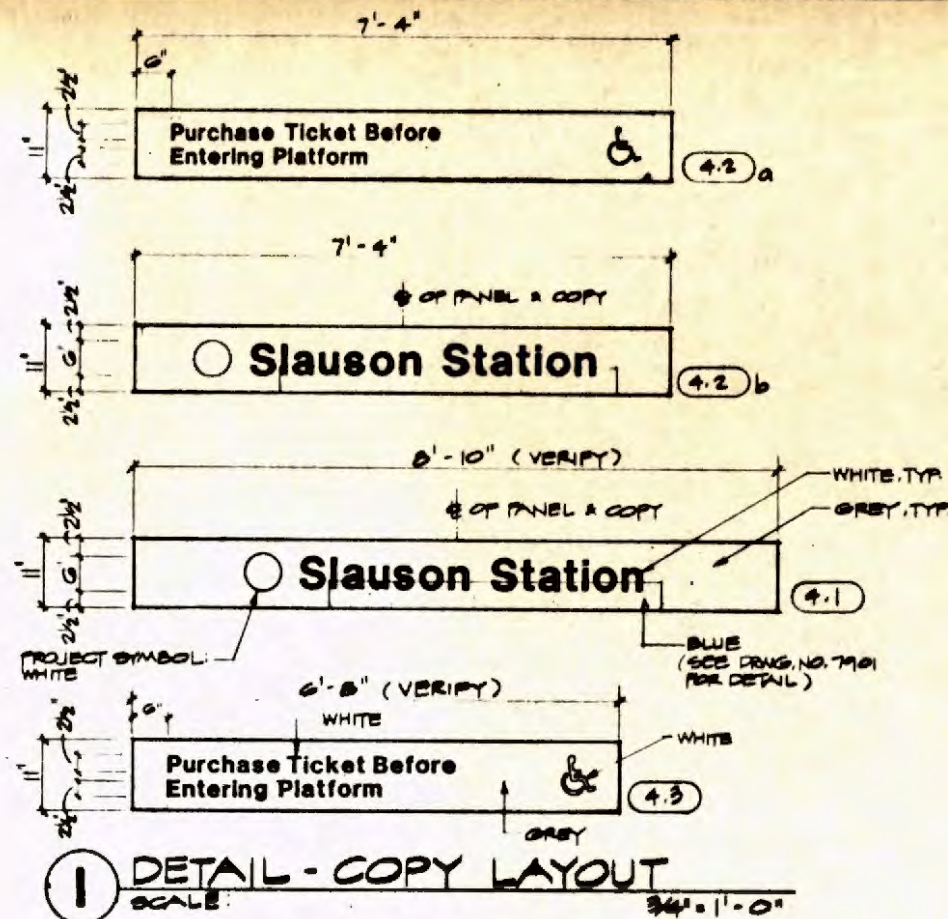
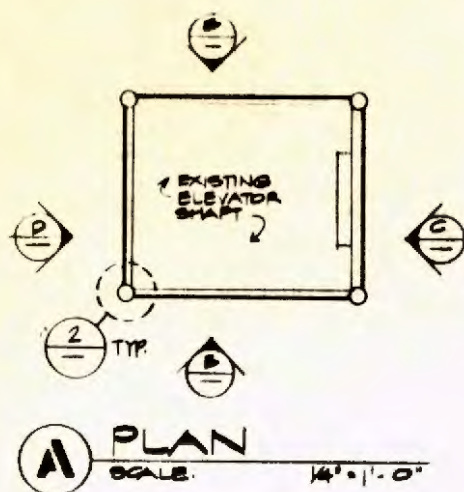
SANCHEZ KAMPS ASSOCIATES DESIGN
Graphic Consultant
60 W. Green Street
Pasadena, CA 91105
818/793-4017

TRANSCAL
Transit Consultants of Southern California

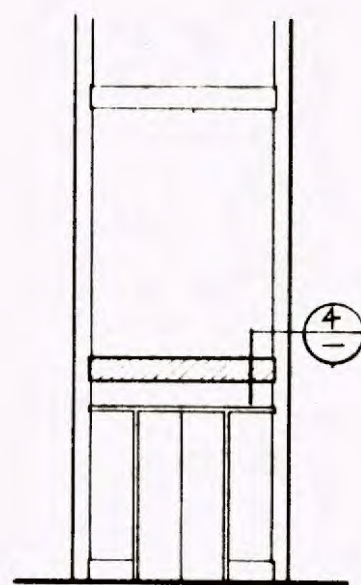
APPROVED: **[Signature]**

SIGNAGE AND GRAPHICS
STATION SIGNAGE
SIGN TYPE 3
DESIGN DRAWING

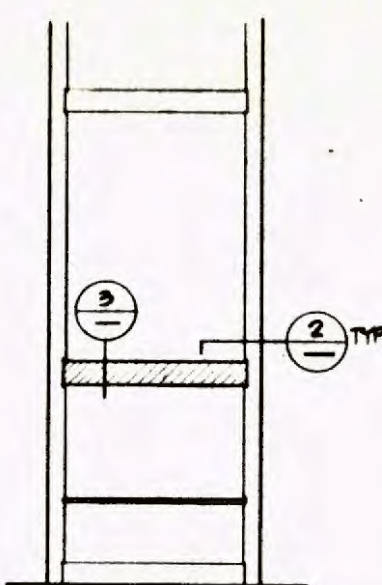
CONTRACT NO. R01-T01-H0860
DRAWING NO.
GS-7912
REV. SHEET NO.
9
SCALE
AS NOTED



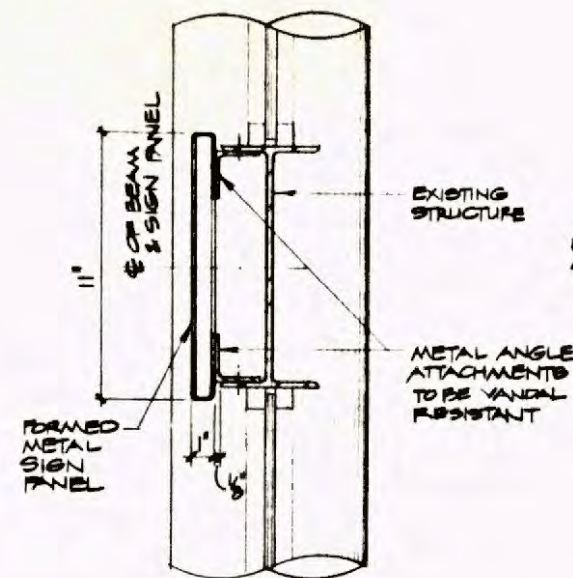
3
ELEVATION
SCALE: 1/4" = 1'-0"



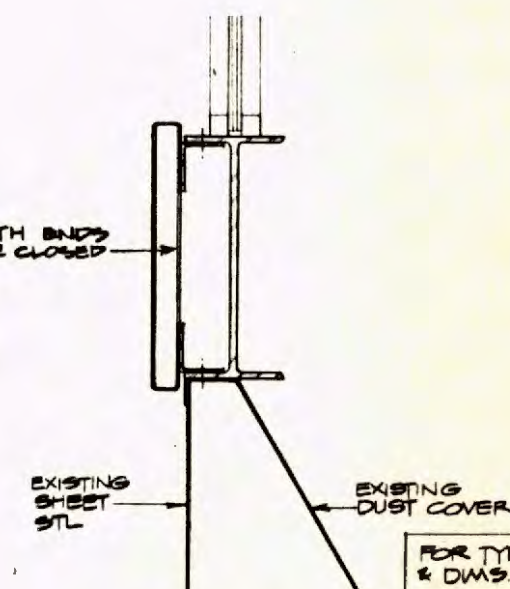
4
ELEVATION
SCALE: 1/4" = 1'-0"



3
ELEVATION
SCALE: 1/4" = 1'-0"



3
SECTION OF SIDE/BACK OF ELEVATOR SHAFT
SCALE: 3/4" = 1'-0"



4
SECTION ABOVE ELEVATOR DOOR
SCALE: 3/4" = 1'-0"

Work Element
Physical Entity
Contract Designator
Project Number

Information supplied in all plans, drawings, specifications, and information furnished herewith shall remain the property of the Los Angeles County Transportation Commission and shall not be used for any purpose not provided for in agreements with the Los Angeles County Transportation Commission.

DESIGNED BY
J. STEWARD

DRAWN BY
A. R. B.

CHECKED BY
S. MEDNER

APPROVED BY
M. MEDNER

DATE
FEBRUARY 20, 1988

LOS ANGELES COUNTY TRANSPORTATION COMMISSION
The Long Beach-Los Angeles Rail Transit Project

SANCHEZ KAMPS ASSOCIATES DESIGN
Graphic Consultant
60 W. Green Street
Pasadena, CA 91105
818/793-4032

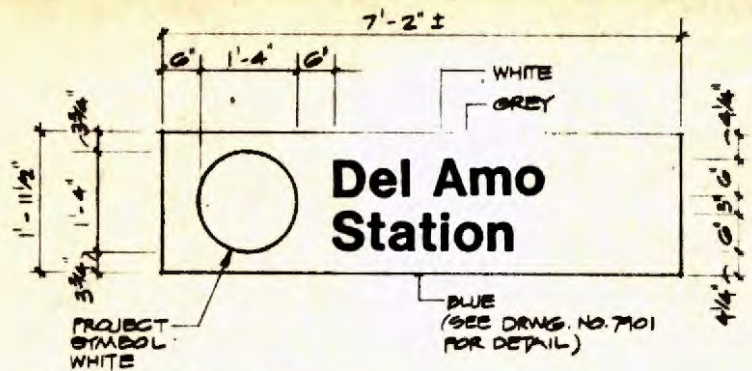
TRANSCAL
State Consultants of Southern California

APPROVED: [Signature]

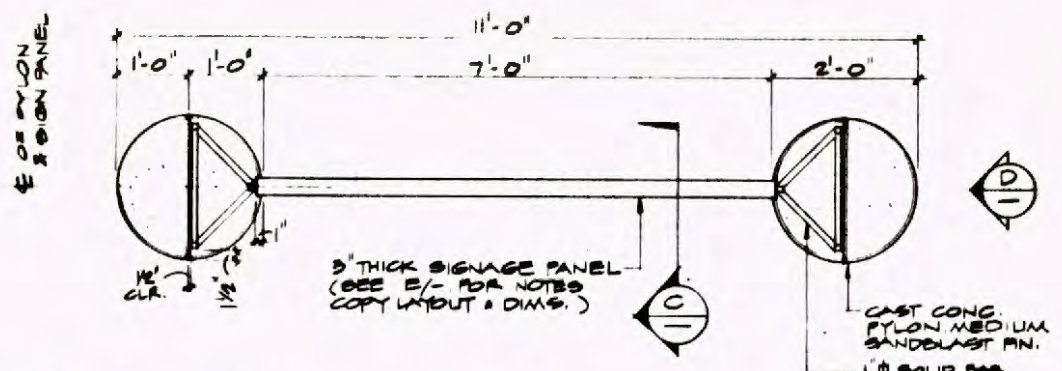
SIGNAGE AND GRAPHICS
STATION SIGNAGE
SIGN TYPE 4
DESIGN DRAWING

CONTRACT NO R01-T01-H0880
DRAWING NO
GS-7913
REV SHEET NO 10
SCALE
AS NOTED

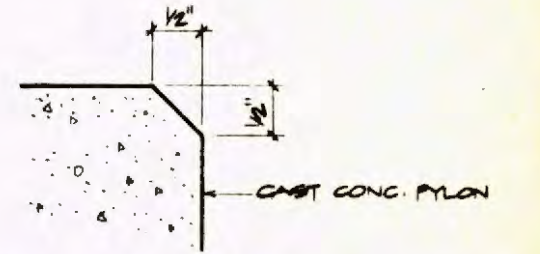
REV	DATE	DESCRIPTION	BY	APP
2.20.88		ISSUED FOR BID		



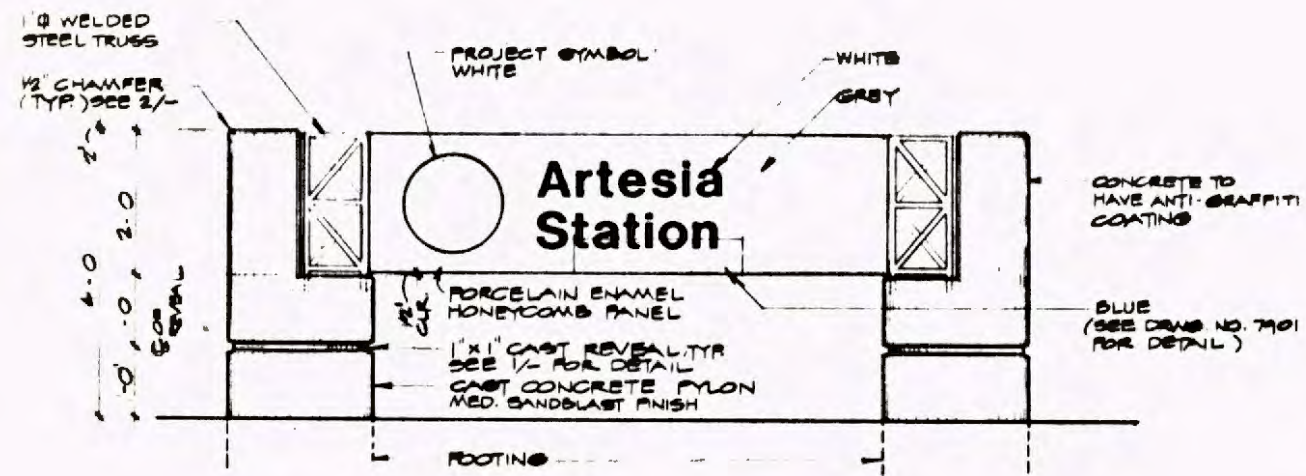
E SIGNAGE PANEL
SCALE: 3/4" = 1'-0"



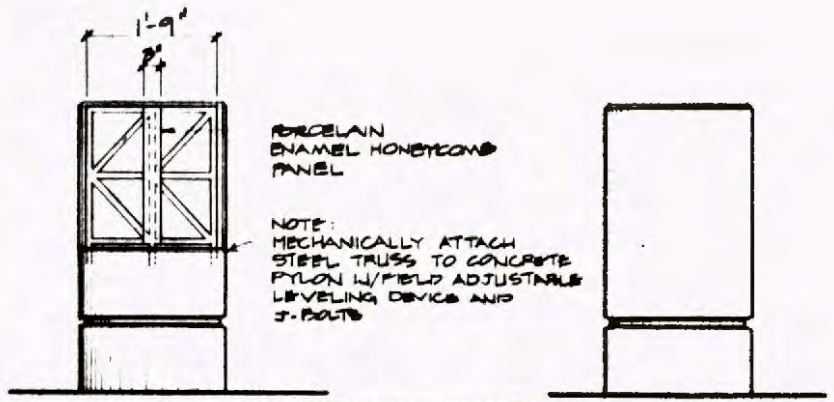
A PLAN
SCALE: 3/4" = 1'-0"



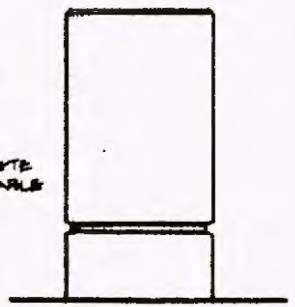
2 CHAMFER DETAIL
FULL SIZE



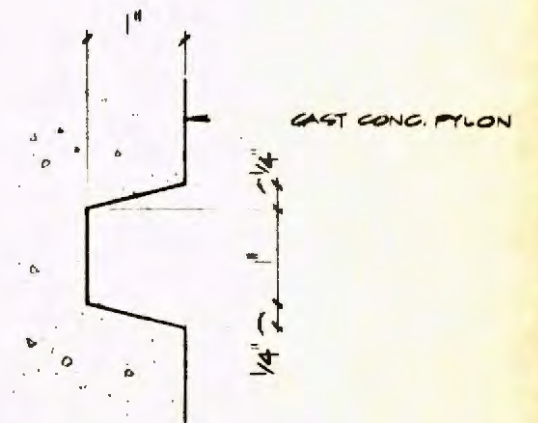
B ELEVATION
SCALE: 3/4" = 1'-0"



C SECTION
SCALE: 3/4" = 1'-0"



D SIDE
SCALE: 3/4" = 1'-0"



I REVEAL DETAIL
FULL SIZE

Project Number	2.20.89
Contract	ISSUED FOR BID
Work Element	
Physical Entity	
Contract Administrator	

REV	DATE	DESCRIPTION	BY	APP.
	2.20.89	ISSUED FOR BID		

Information confidential: all plans, drawings, specifications, and/or information furnished hereunder shall remain the property of the Los Angeles County Transportation Commission; shall be held confidential; and shall not be used for any purpose not provided for in agreements with the Los Angeles County Transportation Commission.

DESIGNED BY: J. STEPPARD
DRAWN BY: ARIS
CHECKED BY: S. GARDNER
APPROVED BY: [Signature]
DATE: FEBRUARY 20, 1989

LOS ANGELES COUNTY TRANSPORTATION COMMISSION
The Long Beach-Los Angeles Rail Transit Project

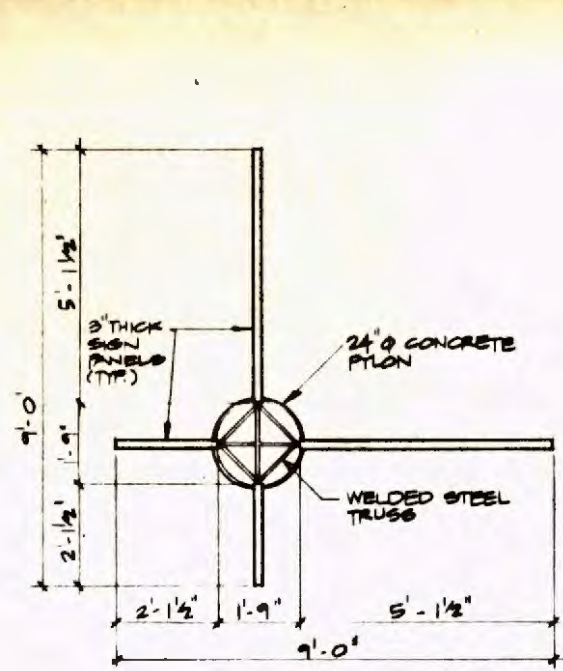
SANCHEZ KAMPS ASSOCIATES DESIGN
Graphic Consultant
60 W. Green Street
Pasadena, CA 91105
818/793-4017

TRANSCAL
Special Consultants of Southern California
A Joint Venture of:
F. J. Smith-Brockhoff-Quade & Douglas, Inc.
D. Carter, Mann, Johnson & Mendenhall
H. J. Fisher Engineers & Architects, Corp.
Specialty Construction Management

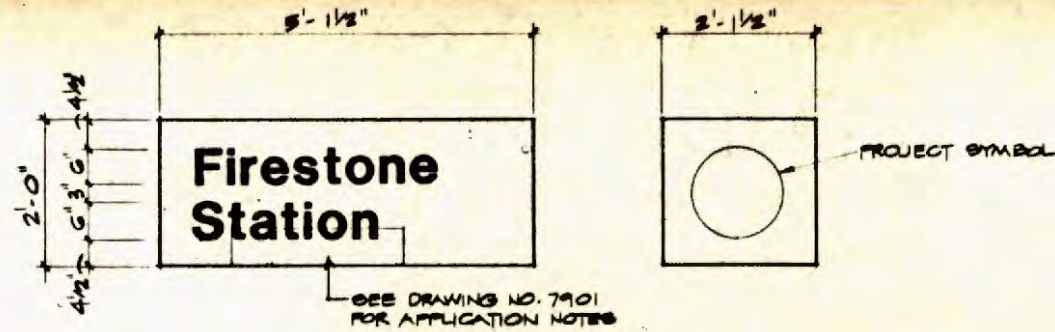
APPROVED: [Signature]

SIGNAGE AND GRAPHICS
STATION SIGNAGE
SIGN TYPE 5
DESIGN DRAWING

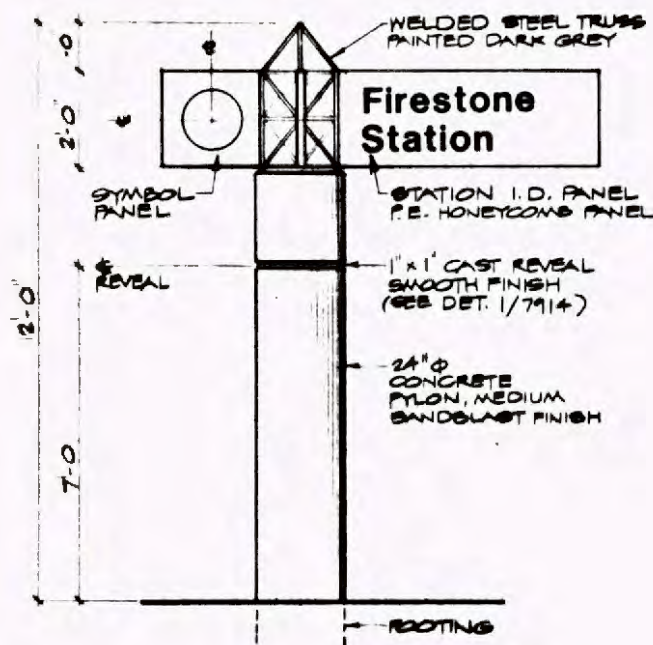
CONTRACT NO R01-T01-H0880
DRAWING NO.
GS-7914
REV. SHEET NO.
11
SCALE
AS NOTED



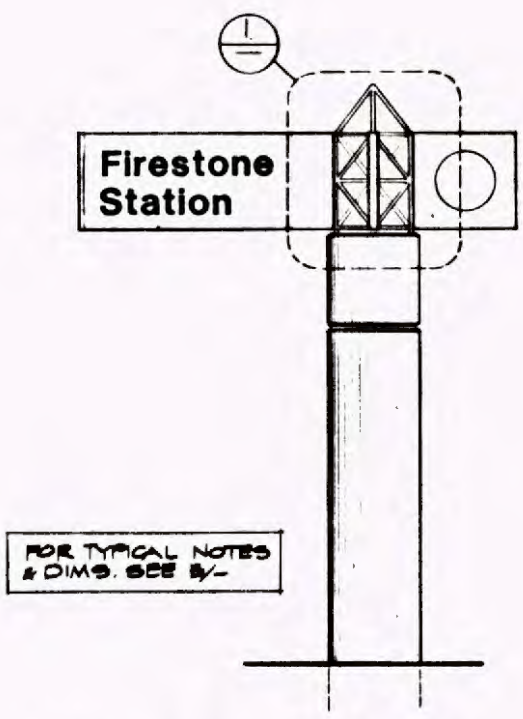
A PLAN
SCALE: 1/8" = 1'-0"



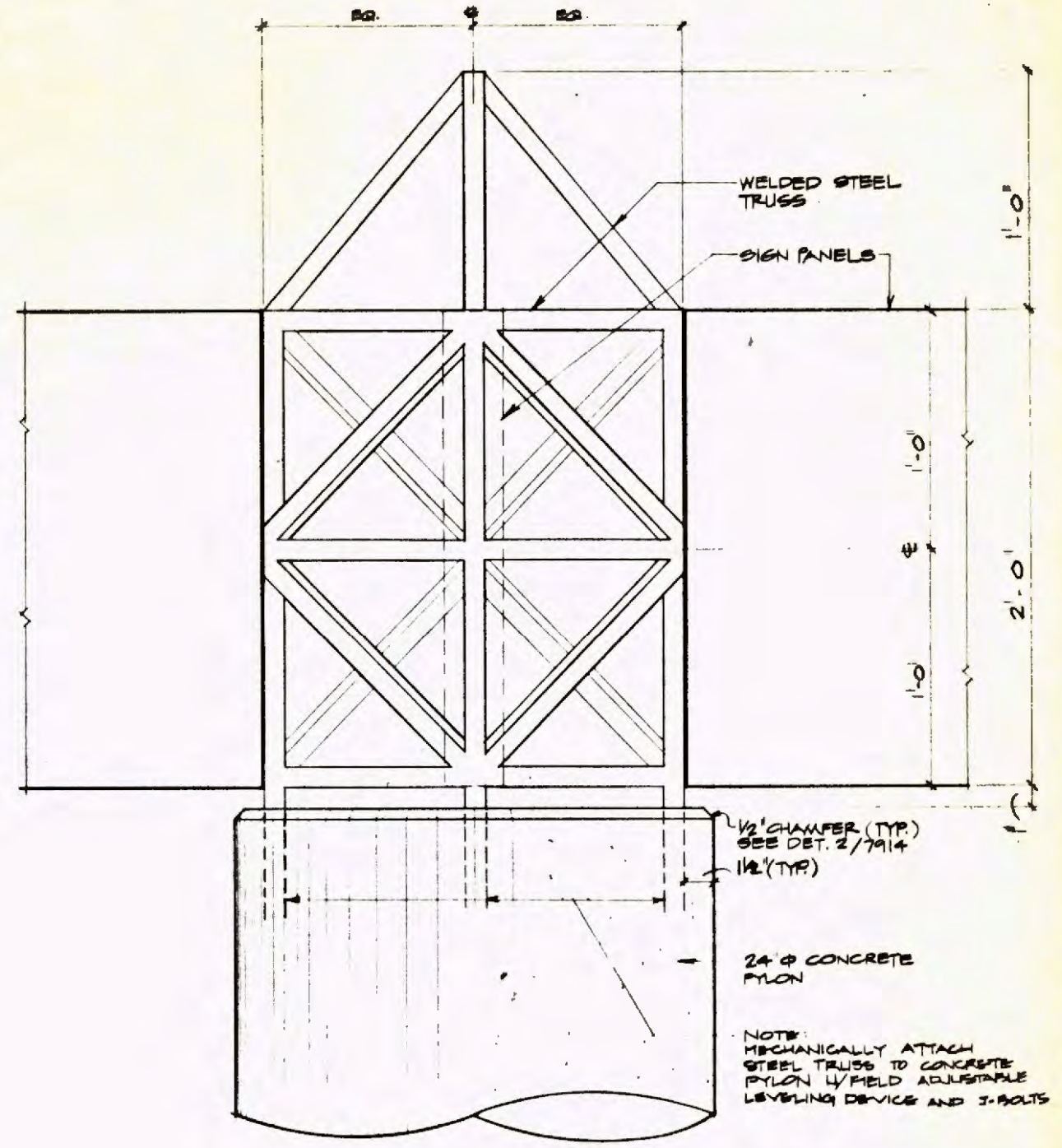
2 DETAIL - COPY LAYOUT
SCALE: 3/16" = 1'-0"



B ELEVATION
SCALE: 1/8" = 1'-0"



C ELEVATION
SCALE: 1/8" = 1'-0"



D DETAIL
SCALE: 3/16" = 1'-0"

Work Element	
Physical Entity	
Locator	
Cost Element	
Project Number	

REV	DATE	DESCRIPTION	BY	APP
2.20.89		ISSUED FOR BID		

DESIGNED BY: J. STEPHENSON
 DRAWN BY: ARIS
 CHECKED BY: S. GARDNER
 APPROVED BY: J. HARRIS
 DATE: FEBRUARY 20, 1989

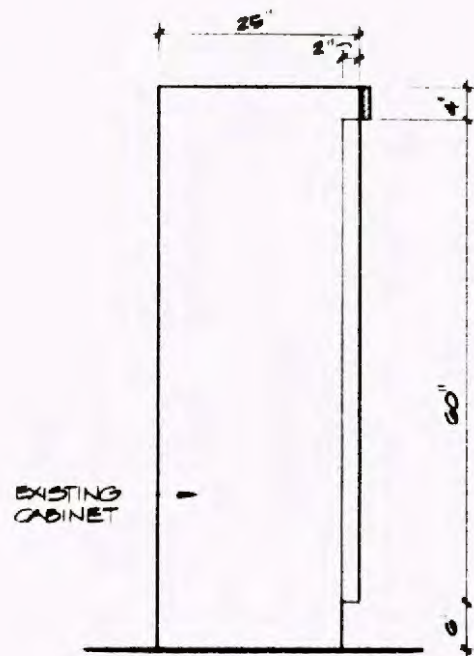
LOS ANGELES COUNTY TRANSPORTATION COMMISSION
 The Long Beach-Los Angeles Rail Transit Project

SANCHEZ KAMPS ASSOCIATES DESIGN
 60 W. Green Street
 Pasadena, CA 91105
 818/793-4017

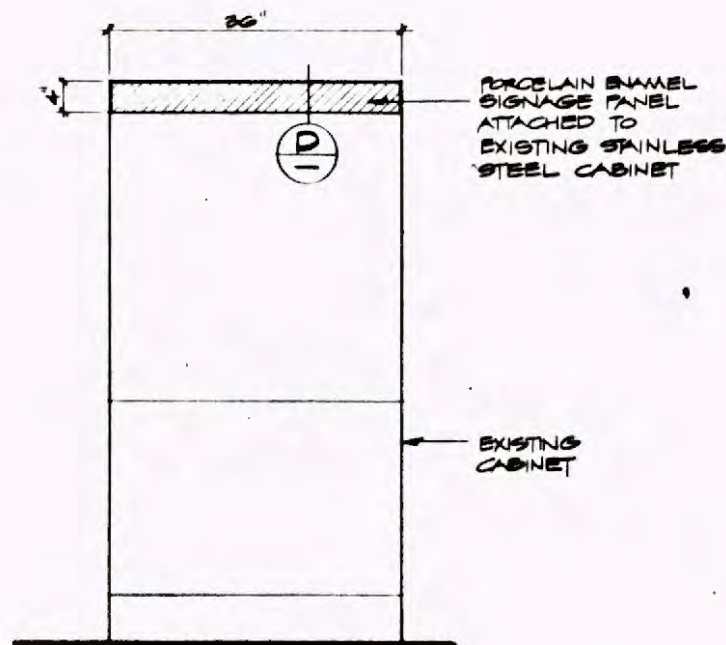
APPROVED: [Signature]

SIGNAGE AND GRAPHICS
 STATION SIGNAGE
 SIGN TYPE 6
 DESIGN DRAWING

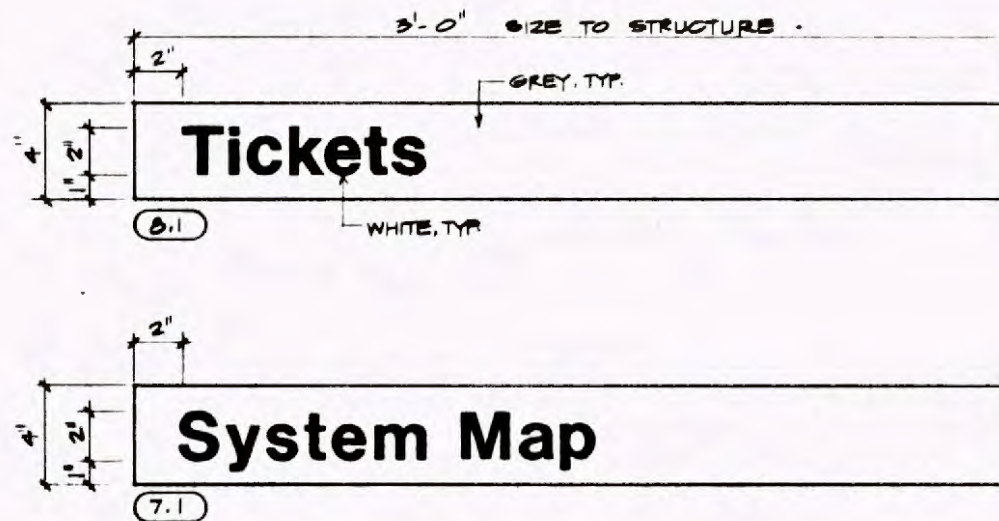
CONTRACT NO. R01-T01-H0880
 DRAWING NO. GS-7915
 REV SHEET NO. 12
 SCALE AS NOTED



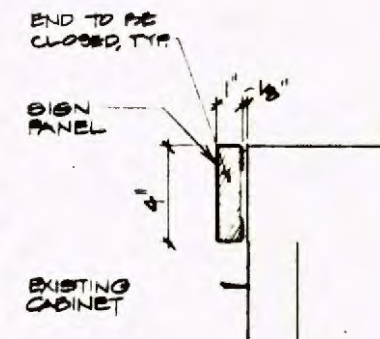
(A) SIDE
SCALE: 1" = 1'-0"



(B) ELEVATION 7.1 8.1
SCALE: 1" = 1'-0"



(C) DETAIL - COPY LAYOUTS
SCALE: 3" = 1'-0"



(D) SECTION
SCALE: 3" = 1'-0"

Project Number: 2.20.89
 Contract Designator: GS-7916
 Work Element: SIGNAGE AND GRAPHICS

REV.	DATE	DESCRIPTION	BY	APP.
2.20.89	ISSUED FOR BD			

Information confidential: all plans, drawings, specifications, and/or information furnished herewith shall remain the property of the Los Angeles County Transportation Commission; shall be held confidential; and shall not be used for any purpose not provided for in agreements with the Los Angeles County Transportation Commission.

DESIGNED BY: J. [Signature]
 DRAWN BY: ARJS
 CHECKED BY: S. [Signature]
 APPROVED BY: [Signature]
 DATE: FEBRUARY 20, 1989

LOS ANGELES COUNTY TRANSPORTATION COMMISSION
 The Long Beach-Los Angeles Rail Transit Project

SANCHEZ KAMPS ASSOCIATES DESIGN
 Graphic Consultant
 60 W. Green Street
 Pasadena, CA 91105
 818/793-4017

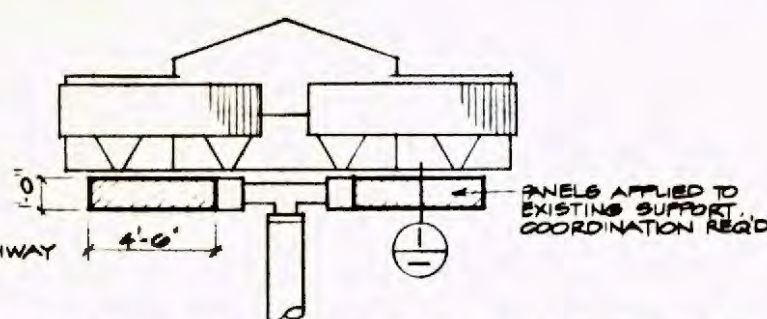
TRANSFAL
 Transit Consultants of Southern California
 A Joint Venture of:
 Parsons Brinckerhoff Quade & Douglas, Inc.
 Daniel Mann Johnson & Mendenhall, Inc.
 Reed Engineering Corporation
 [Signature]

SIGNAGE AND GRAPHICS
STATION SIGNAGE
SIGN TYPE 7 & 8
DESIGN DRAWING

CONTRACT NO R01-T01-H0860
 DRAWING NO. **GS-7916**
 REV SHEET NO. **13**
 SCALE: **AS NOTED**

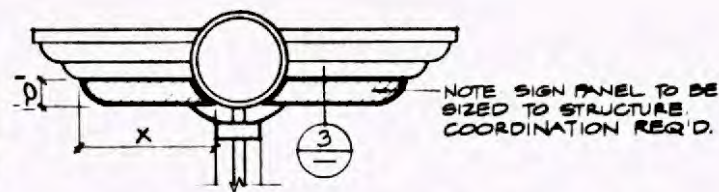
ABBREVIATIONS

- PIC - PICO
- GND - GRAND
- SNP - SAN PEDRO
- WAS - WASHINGTON
- VER - VERNON
- SLA - SLAUSON
- FIR - FIRESTONE
- IOB - IOBRO
- IMP - IMPERIAL
- COM - COMPTON
- ART - ARTESIA
- DEL - DEL AMO
- WAR - WARDLOW
- WIL - WILLOW
- PCH - PACIFIC COAST HIGHWAY
- ANA - ANAHEIM
- 5TH - 5TH STREET
- 1ST - 1ST STREET
- TAM - TRANSIT MALL
- PAC - PACIFIC
- HILL - HILL



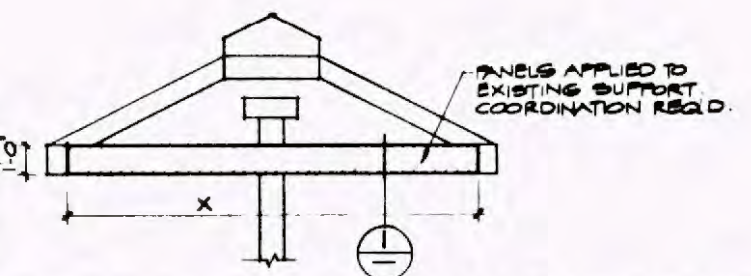
A SIGN PANEL ON CANOPY SUPPORT
 9.10 COMPTON STATION N.T.S.

SIGN TYPE	X	STATIONS
9.14	4'-9"	ANA, PCH, HILL
9.15	4'-0"	WAR, WIL
9.16	3'-9"	TAM
9.17	2'-10"	5TH, 1ST, PAC*

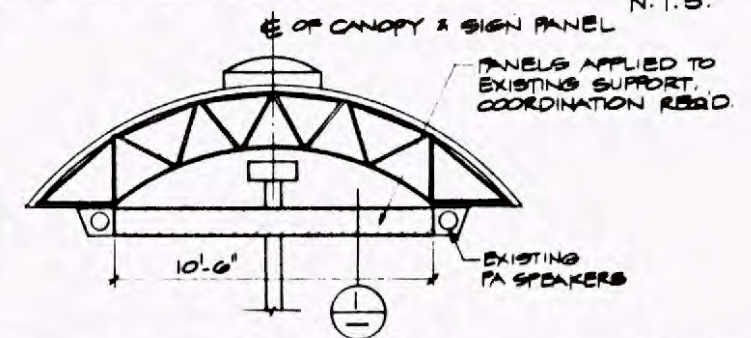


B SIGN PANEL ON CANOPY SUPPORT
 LONG BEACH STATIONS N.T.S.

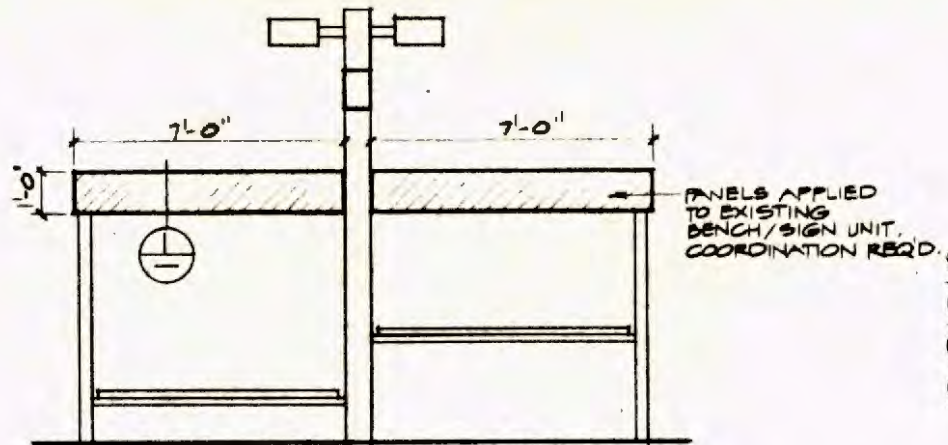
SIGN TYPE	X	STATIONS
9.1	15'-0"	WAS, IOB
9.2	14'-0"	PIC, GRN, SNP
9.3	12'-3"	VER
9.12	10'-6"	FLO



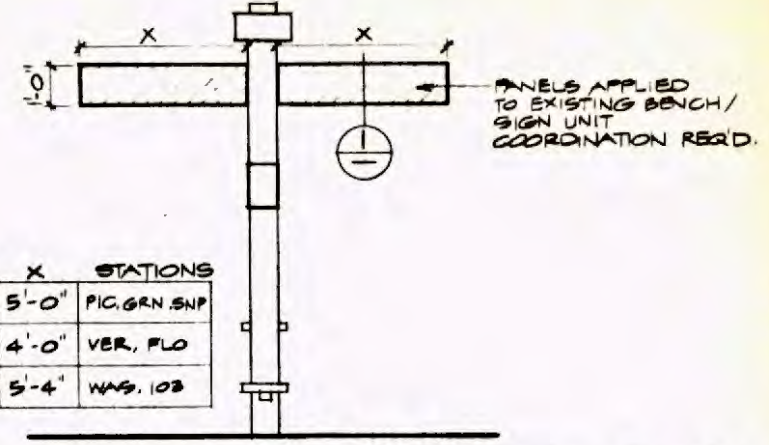
C SIGN PANEL ON CANOPY SUPPORT
 N.T.S.



D SIGN PANEL ON CANOPY SUPPORT
 ARTESIA STATION 9.12 N.T.S.



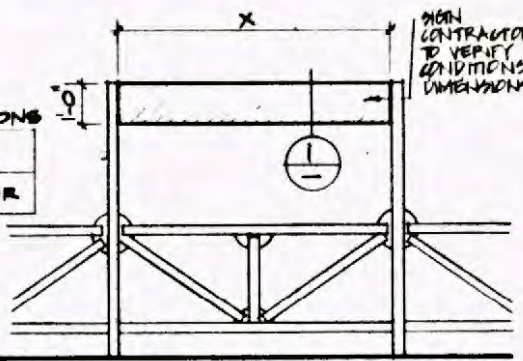
E STATION I.D. - SIGN PANEL ON BENCH SIGN UNIT
 9.7 PIC, GRN, SNP, WAS, VER, FLO, IOB, ART, DEL, COM N.T.S.



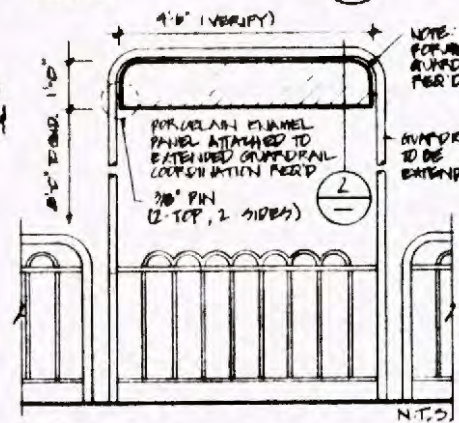
SIGN TYPE	X	STATIONS
9.9	5'-0"	PIC, GRN, SNP
9.11	4'-0"	VER, FLO
9.13	5'-4"	WAS, IOB

F DESTINATION INFO. - SIGN PANEL ON BENCH SIGN UNIT
 N.T.S.

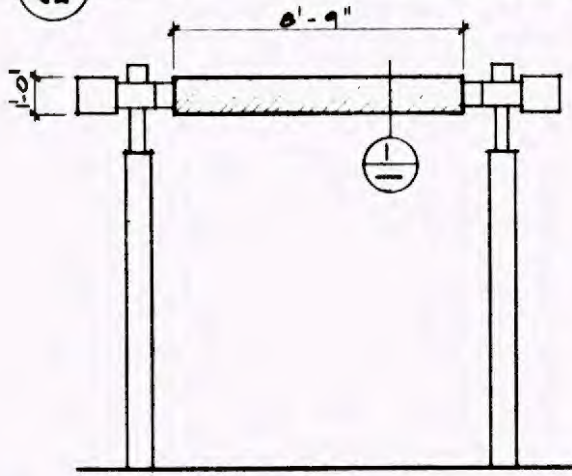
SIGN TYPE	X	STATIONS
9.5	8'-0"	IMP
9.6	7'-3"	SLA, PR



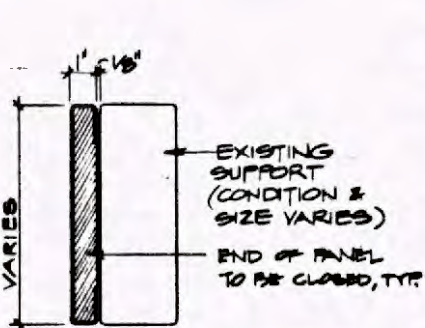
G STATION I.D. - SIGN PANEL MTD TO RAILING
 N.T.S.



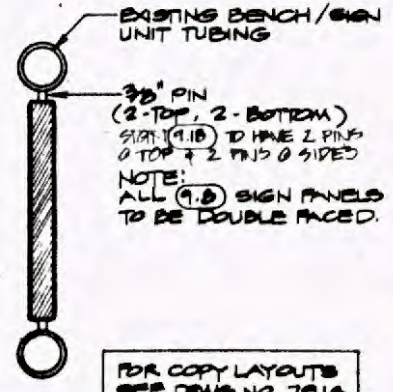
H SIGN PANEL ON BENCH UNIT
 LONG BEACH STATIONS 9.8 N.T.S.



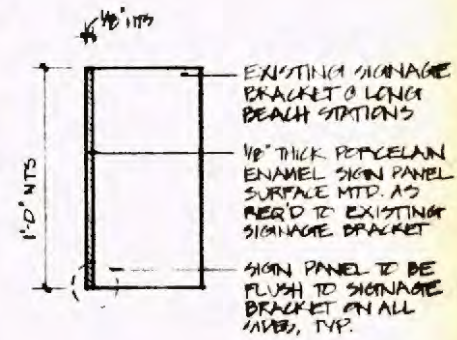
I SIGN PANEL ON LIGHT UNIT
 9.4 IMPERIAL STATION N.T.S.



1 DETAIL SCALE: 5" = 1'-0"



2 DETAIL 9.8 SCALE: 5" = 1'-0"



3 DETAIL 9.14 (HWS) 9.17 SCALE: N.T.S.

Project Number	2.20.89
Cost Element	ISSUED FOR BID
Contract Signature	
Physical Entity	
Work Element	

REV	DATE	DESCRIPTION	BY	APP.
2.20.89		ISSUED FOR BID		

DESIGNED BY
J. STEWARD
 DRAWN BY
ARIS
 CHECKED BY
S. G. BRONER
 APPROVED BY
S. BRONER
 DATE
FEBRUARY 20, 1989

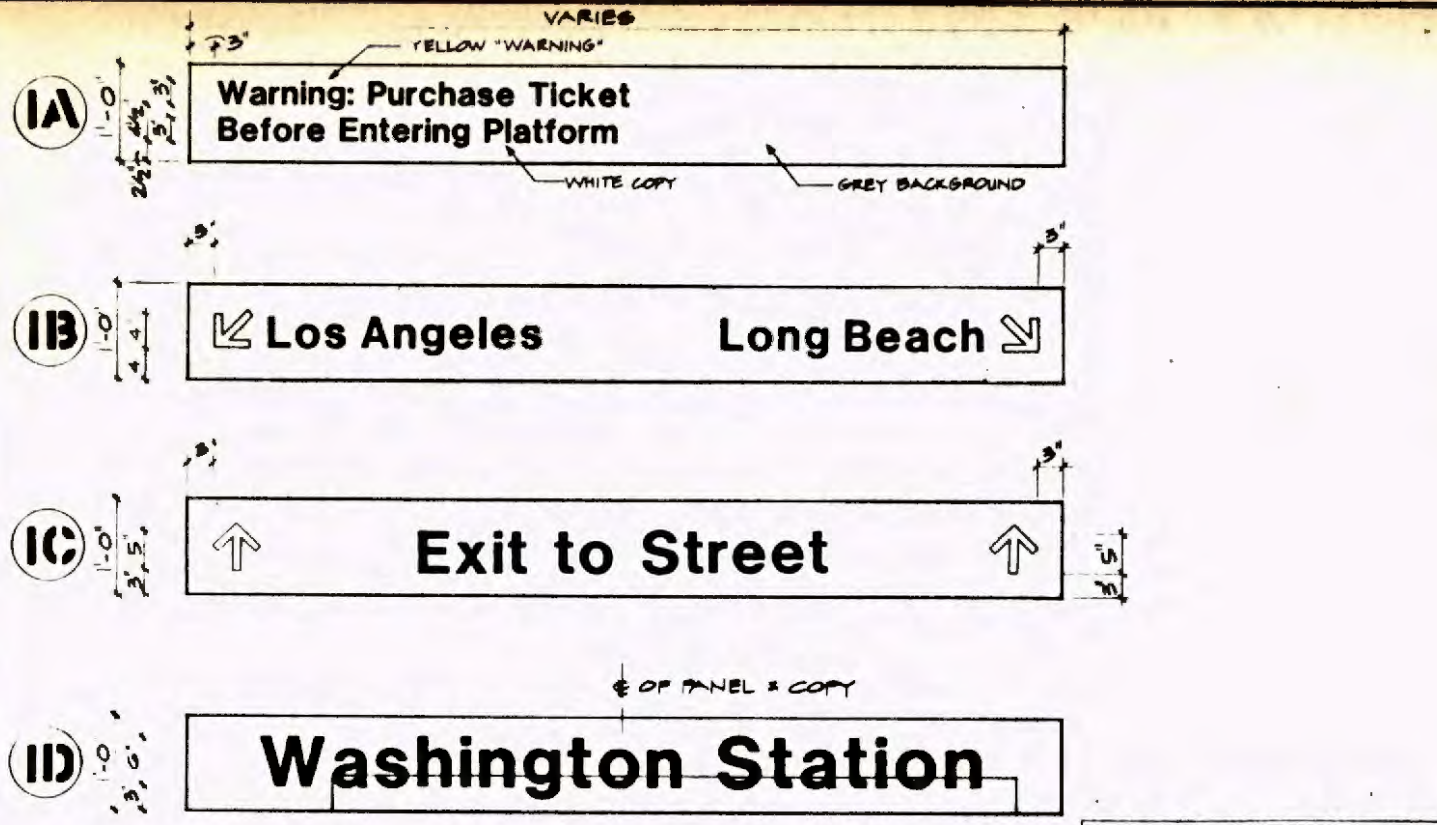
LOS ANGELES COUNTY TRANSPORTATION COMMISSION
 The Long Beach-Los Angeles Rail Transit Project

SANCHEZ KAMPS ASSOCIATES DESIGN
 Graphic Consultant
 60 W. Green Street
 Pasadena, CA 91105
 818/793-4017

TRANSCAL
 Transit Consultants of Southern California

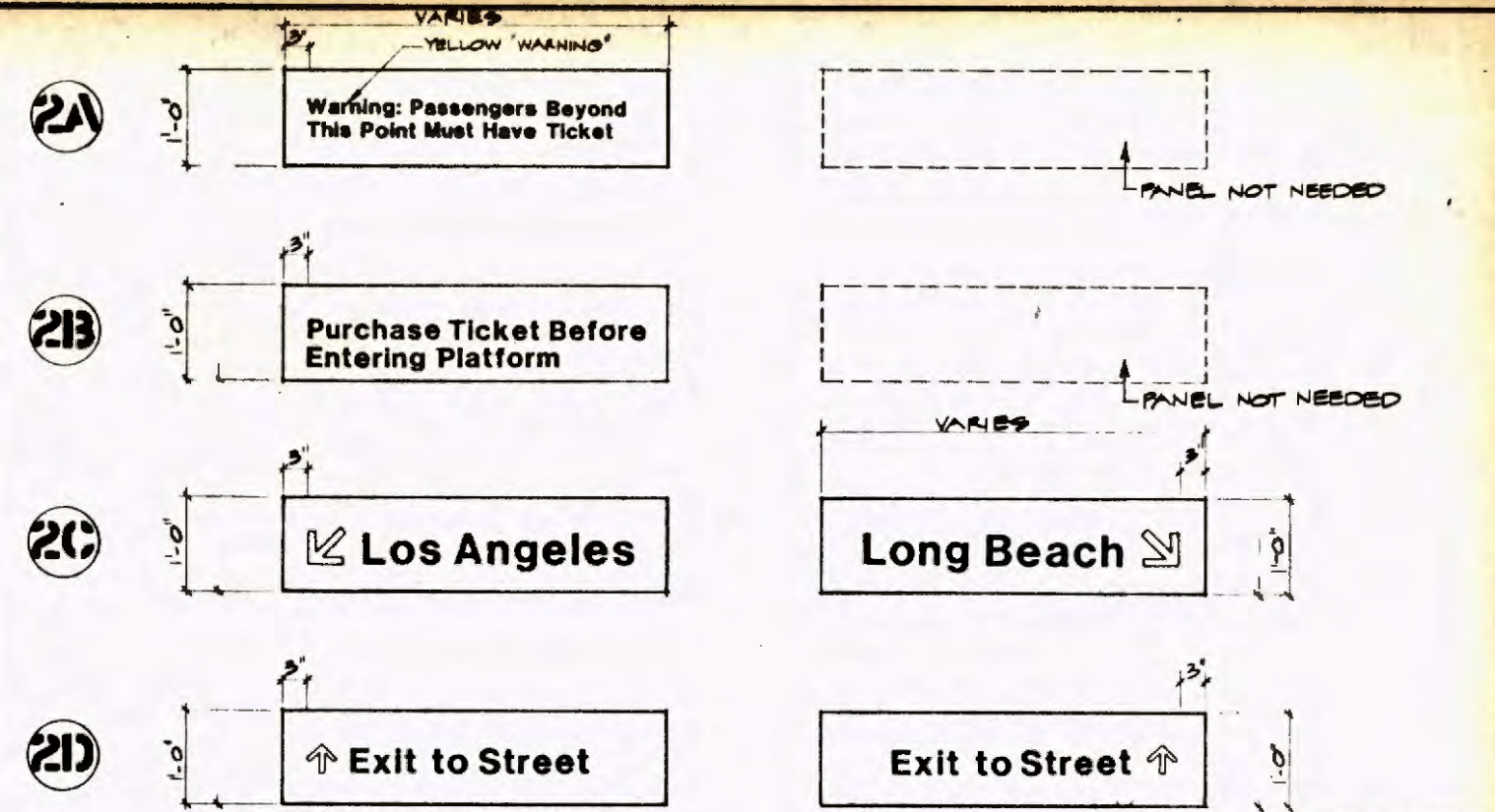
SIGNAGE AND GRAPHICS
STATION SIGNAGE
SIGN TYPE 9
DESIGN DRAWING

CONTRACT NO	RO1-T01-H0860
DRAWING NO	GS-7917
REV.	SHEET NO. 14
SCALE	AS NOTED



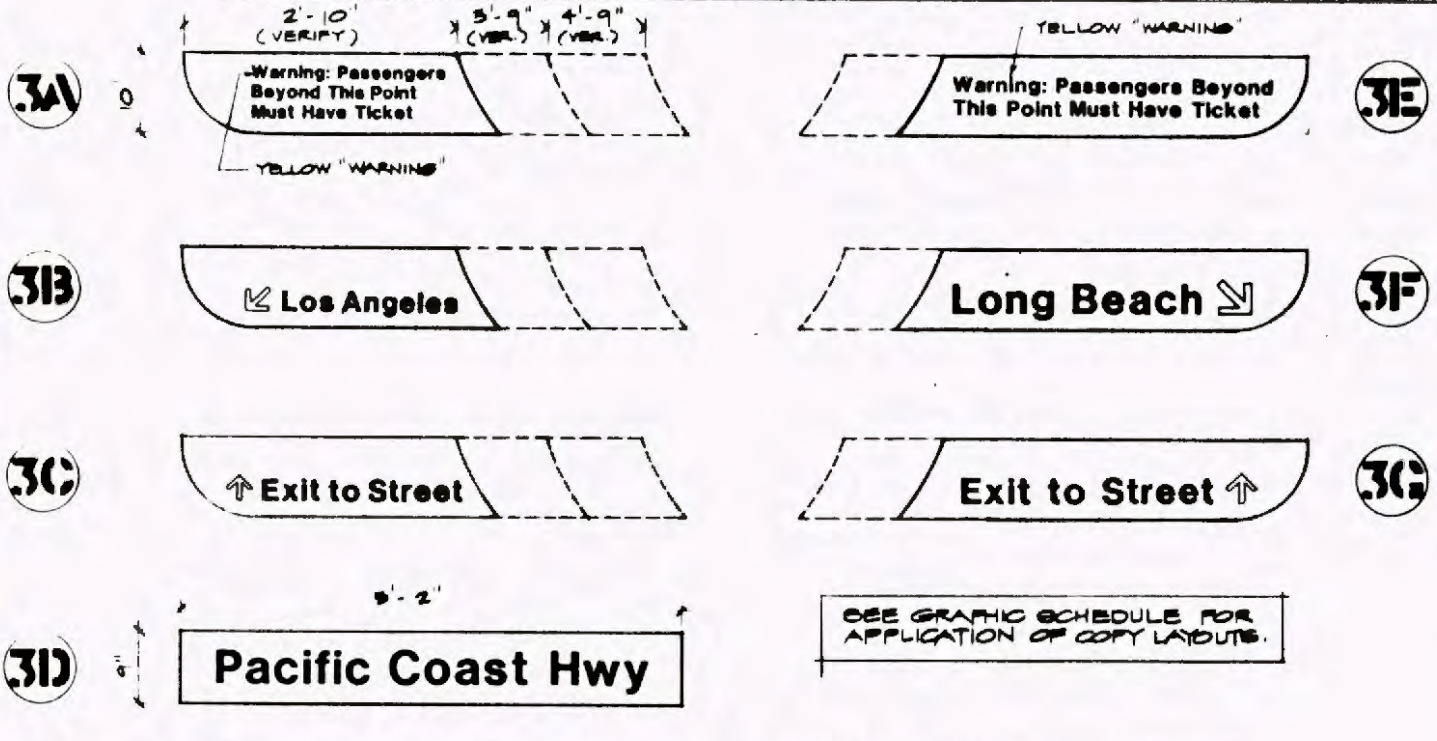
1 SINGLE PANEL CONDITION
SCALE: 1" = 1'-0"

SEE GRAPHIC SCHEDULE FOR APPLICATION OF COPY LAYOUTS



2 DOUBLE PANEL CONDITION
SCALE: 1" = 1'-0"

SEE GRAPHIC SCHEDULE FOR APPLICATION OF COPY LAYOUTS



3 CURVED PANEL CONDITION (2 PANELS REQ'D. UNLESS OTHERWISE INDICATED)
SCALE: 1" = 1'-0"

SEE GRAPHIC SCHEDULE FOR APPLICATION OF COPY LAYOUTS.

Project Number	2.20.88
Cost Element	ISSUED FOR BID
Physical Entity	
Work Element	

REV	DATE	DESCRIPTION	BY	APP.
2.20.88		ISSUED FOR BID		

Information supplemental to plans, drawings, specifications, and/or information furnished herewith shall remain the property of the Los Angeles County Transportation Commission, and shall not be used for any purpose not provided for in agreement with the Los Angeles County Transportation Commission.

DESIGNED BY: J. HEDDNER
 DRAWN BY: ARIS
 CHECKED BY: S. GUNTER
 APPROVED BY: [Signature]
 DATE: FEBRUARY 20, 1988

LOS ANGELES COUNTY TRANSPORTATION COMMISSION
 The Long Beach-Los Angeles Rail Transit Project

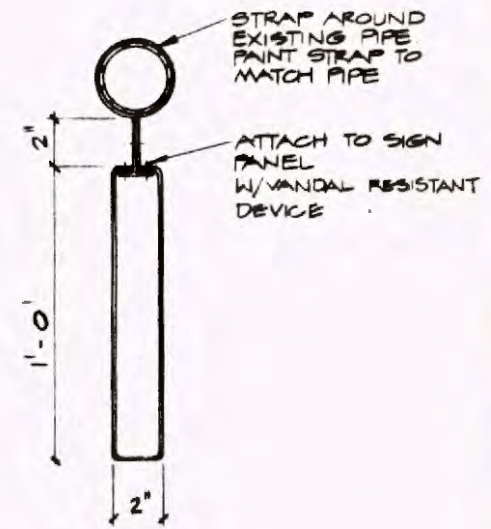
SANCHEZ KAMPS ASSOCIATES DESIGN
 Graphic Consultant
 60 W. Green Street
 Pasadena, CA 91105
 818/793-4012

TRANSCAL
 Transit Consultants of Southern California

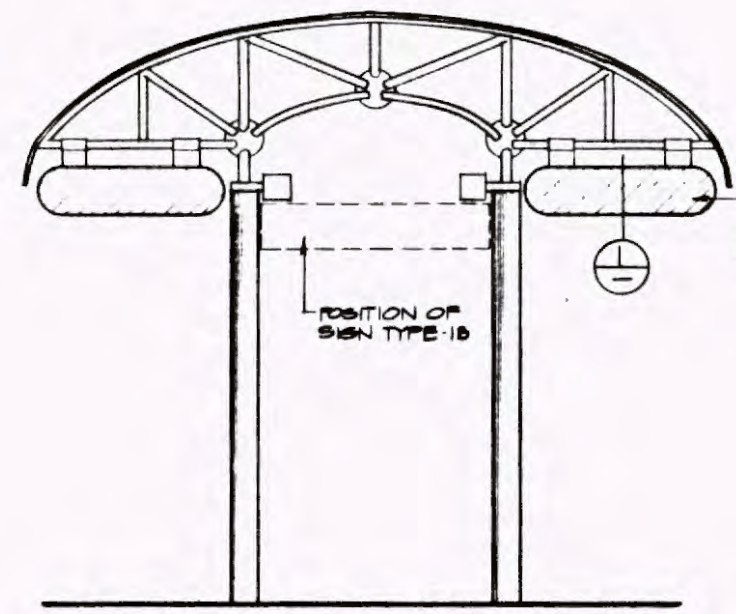
APPROVED: [Signature]

SIGNAGE AND GRAPHICS
 STATION SIGNAGE
 SIGN TYPE 9 - COPY LAYOUTS
 DESIGN DRAWING


CONTRACT NO RD1-T01-H0880
 DRAWING NO GS-7918
 REV. SHEET NO. 15
 SCALE AS NOTED



I SECTION
SCALE: 3" = 1'-0"



A DIRECTIONAL & INFORMATION PANELS SUSPENDED FROM EXISTING CANOPY
SCALE: 1/2" = 1'-0"



B ELEVATION
SCALE: 3" = 1'-0"

Work Element	
Physical Entry	
Project	
Cost Element	
Project Number	

REV	DATE	DESCRIPTION	BY	APP.
2.20.89		ISSUED FOR BID		

Information confidential: all plans, drawings, specifications, and/or information furnished herewith shall remain the property of the Los Angeles County Transportation Commission; shall be held confidential; and shall not be used for any purpose not provided for in agreements with the Los Angeles County Transportation Commission.

DESIGNED BY: J. STAPPARD
 DRAWN BY: ARS
 CHECKED BY: S. GALONER
 APPROVED BY: [Signature]
 DATE: FEBRUARY 20, 1989

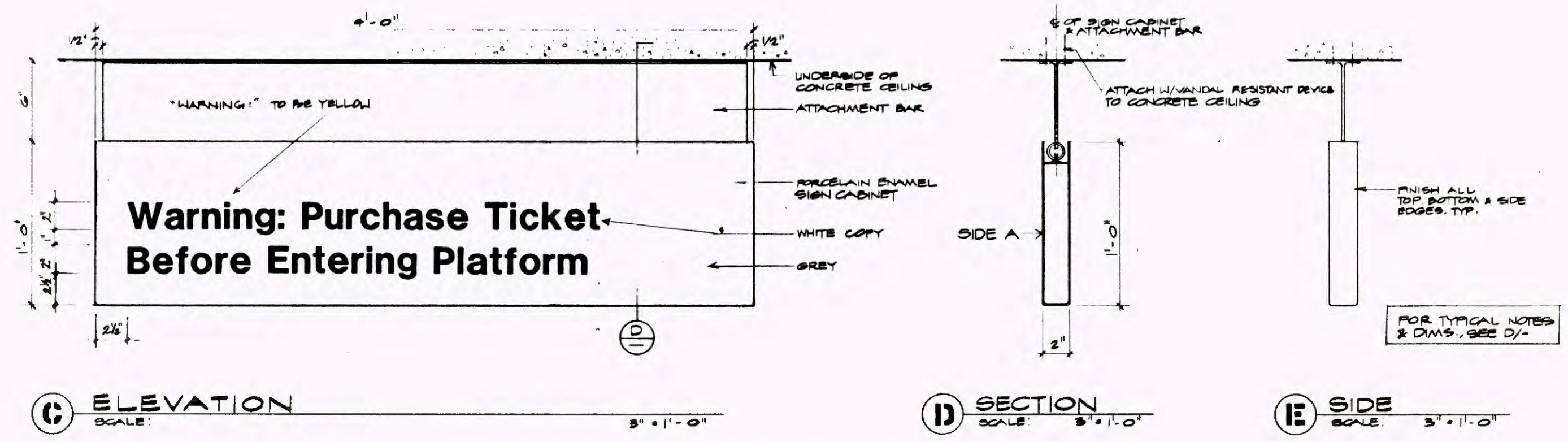
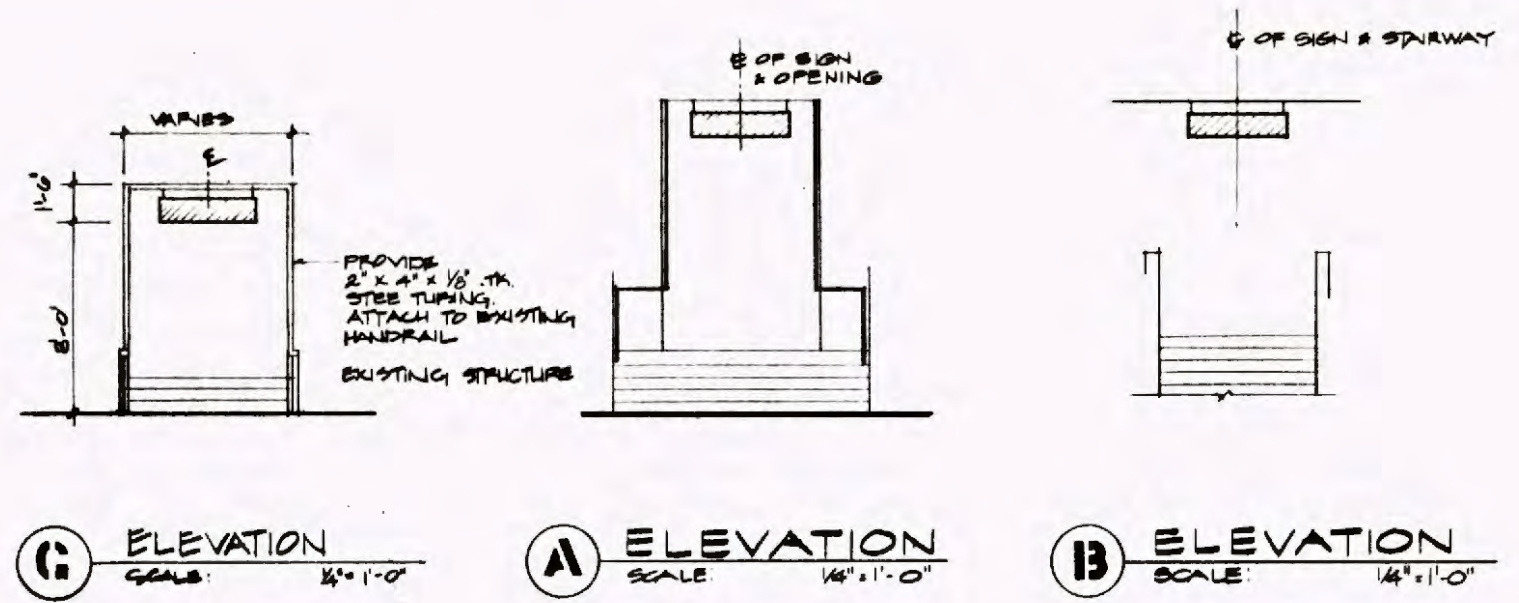
LOS ANGELES COUNTY TRANSPORTATION COMMISSION
 The Long Beach-Los Angeles Rail Transit Project

SANCHEZ KAMPS ASSOCIATES DESIGN
 Graphic Consultant
 60 W. Green Street
 Pasadena, CA 91105
 818/793-4017

TRANSCAL
 Panel Consultants of Southern California
 A Joint Venture of:
 - Parsons Brinckerhoff Quade & Douglas, Inc.
 - Bechtel, Mann, Johnson & Mendenhall
 - Bechtel Engineers International Corp.
 - [Other Partner]

SIGNAGE AND GRAPHICS
STATION SIGNAGE
SIGN TYPE 10
DESIGN DRAWING

CONTRACT NO RD1-T01-H0880
 DRAWING NO. GS-7919
 REV. SHEET NO. 18
 SCALE: AS NOTED



Work Element
Physical Entity
Contract Designator
Cost Element
Project Number

DESIGNED BY <i>J. [Signature]</i>	Information confidential: all plans, drawings, specifications, and/or information furnished herewith shall remain the property of the Los Angeles County Transportation Commission; shall be held confidential; and shall not be used for any purpose not provided for in agreements with the Los Angeles County Transportation Commission.
DRAWN BY ARIS	
CHECKED BY S. [Signature]	
APPROVED BY <i>[Signature]</i>	
DATE FEBRUARY 20, 1989	

REV.	DATE	DESCRIPTION	BY	APP.
	2.20.89	ISSUED FOR BID		

LOS ANGELES COUNTY TRANSPORTATION COMMISSION
The Long Beach-Los Angeles Rail Transit Project

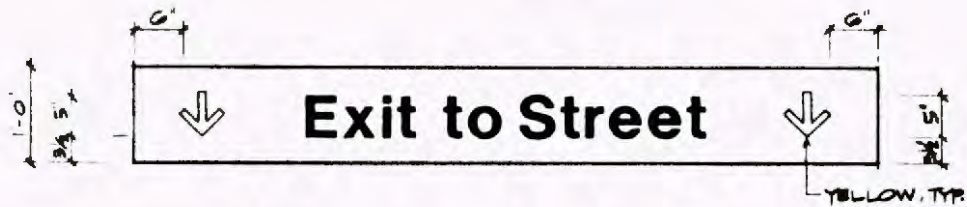
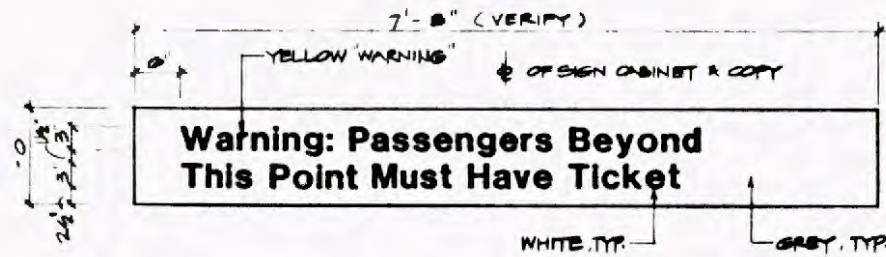

SANCHEZ KAMPS ASSOCIATES
Graphic Consultant
60 W. Green Street
Pasadena, CA 91105
818/793-4037

TRANSCAL
Transit Consultants of Southern California
A Subs. of Parsons Brinckerhoff Quade & Douglas Inc.
General Manager: [Signature]

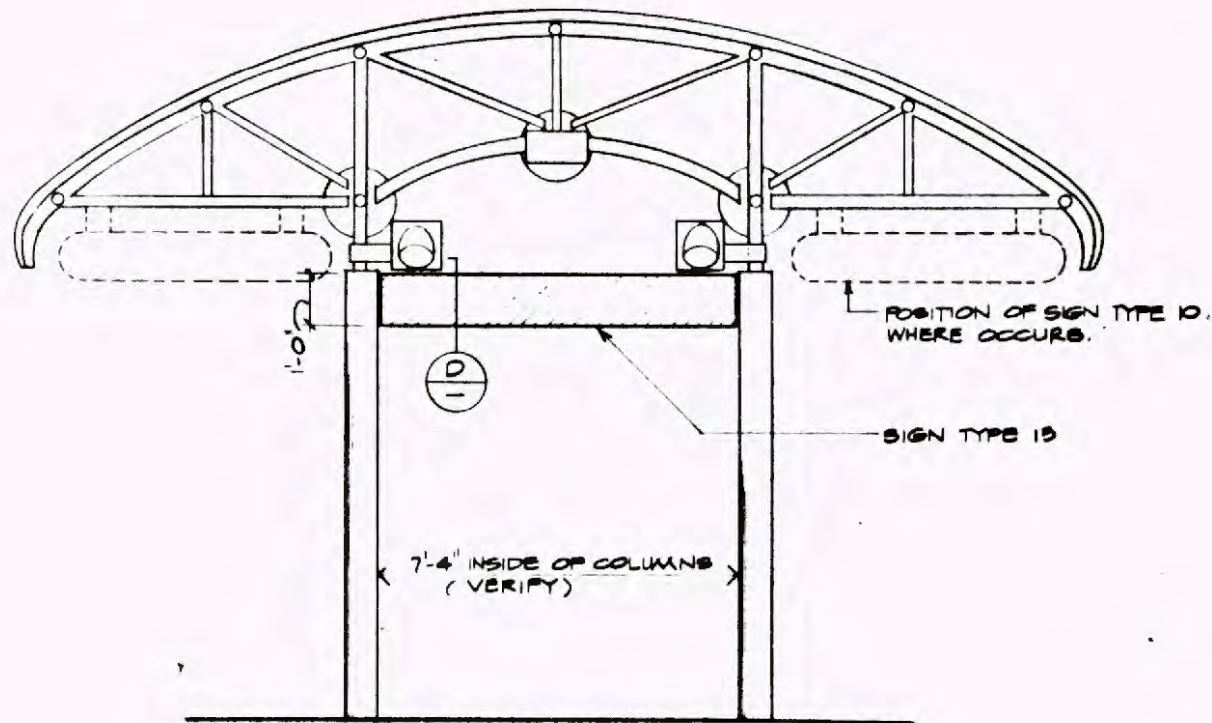
APPROVED: *[Signature]*

SIGNAGE AND GRAPHICS
STATION SIGNAGE
SIGN TYPE 11
DESIGN DRAWING

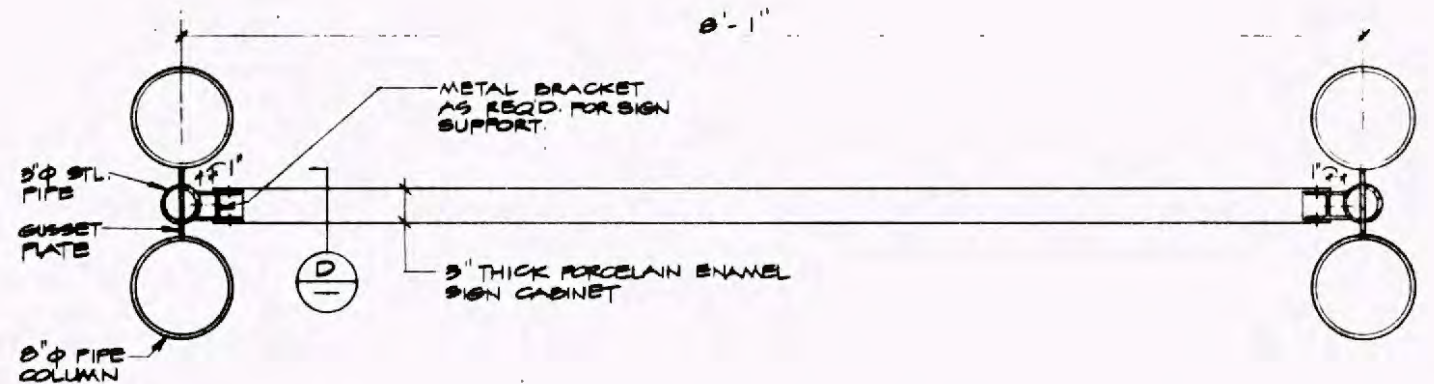
CONTRACT NO R01-T01-H0860
DRAWING NO. GS-7920
REV. SHEET NO. 17
SCALE AS NOTED



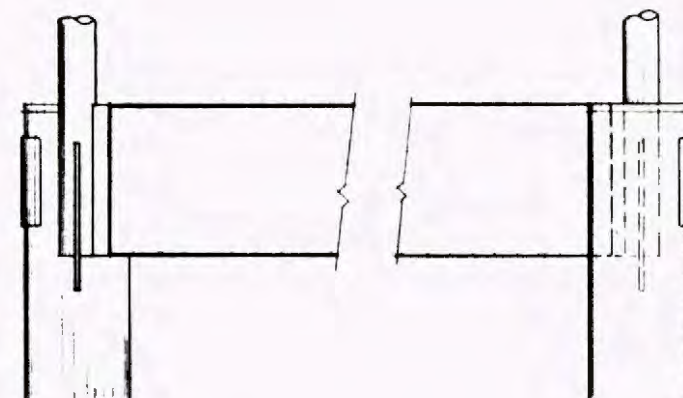
F DETAIL - COPY LAYOUTS
SCALE: 1" = 1'-0"



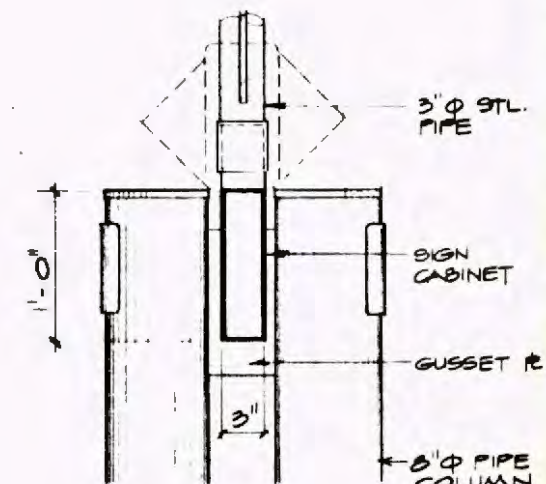
E ELEVATION
SCALE: 1/2" = 1'-0"



A PLAN
SCALE: 1/2" = 1'-0"



B SECTION
SCALE: 1/2" = 1'-0"



C ELEVATION
SCALE: 1/2" = 1'-0"

D SECTION
SCALE: 1/2" = 1'-0"

Project Number	Cost Element
Contract Designer	Physical Entry
Work Element	

REV	DATE	DESCRIPTION	BY	APP.
2.20.89		ISSUED FOR BID		

Information confidential: all plans, drawings, specifications and/or information furnished herewith shall remain the property of the Los Angeles County Transportation Commission, and shall not be used for any purpose not provided for in agreements with the Los Angeles County Transportation Commission.

DESIGNED BY
J. SHEDDEN

DRAWN BY
ARIS

CHECKED BY
S. GARDNER

APPROVED BY
[Signature]

DATE
FEBRUARY 20, 1989

LOS ANGELES COUNTY TRANSPORTATION COMMISSION
The Long Beach-Los Angeles Rail Transit Project

SANCHEZ KAMPS ASSOCIATES DESIGN
Graphic Consultant
60 W. Green Street
Pasadena, CA 91105
818/793-4017

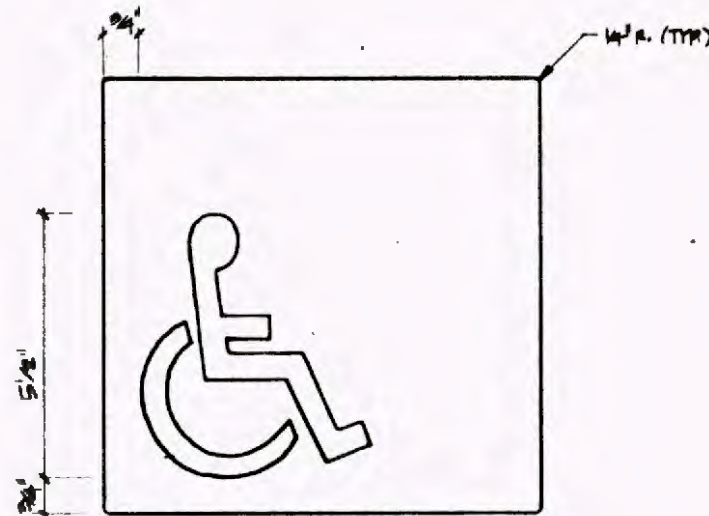
APPROVED: *[Signature]*

SIGNAGE AND GRAPHICS STATION SIGNAGE SIGN TYPE 13 DESIGN DRAWING

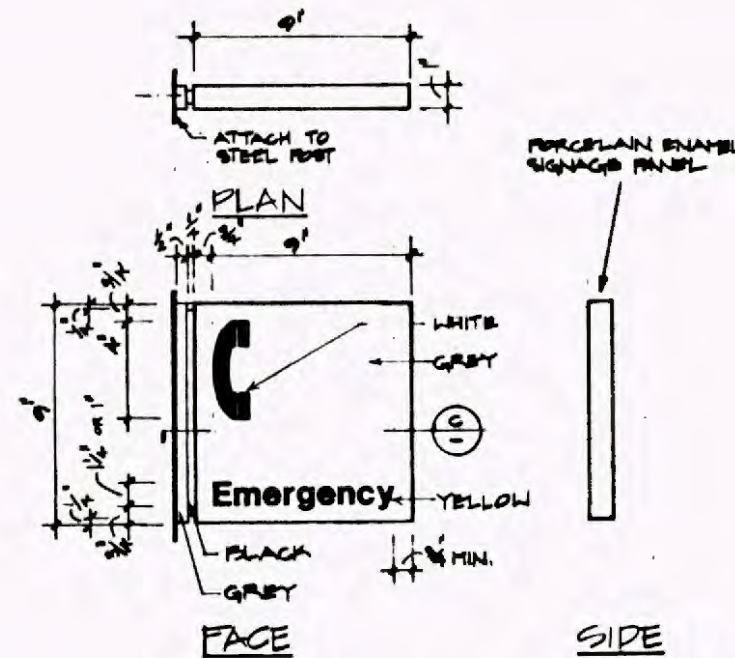
CONTRACT NO R01-T01-H0880	
DRAWING NO GS-7022	
REV	SHEET NO 18
SCALE AS NOTED	



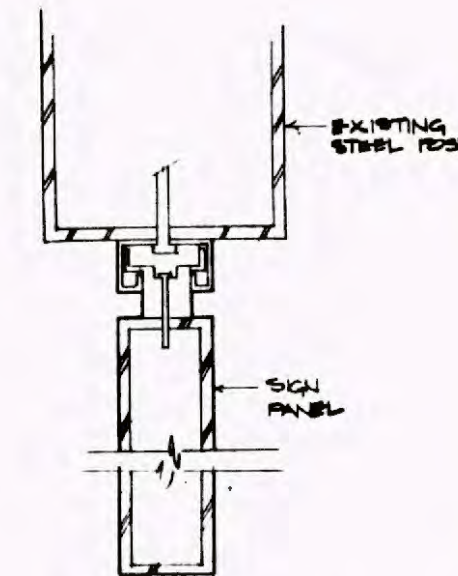
14.2



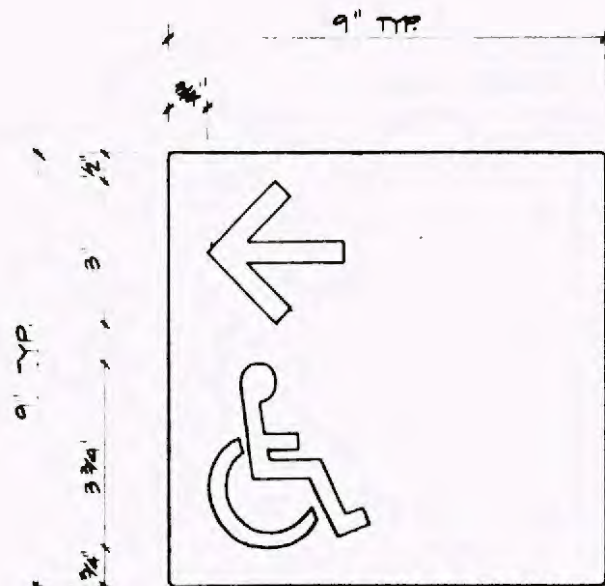
14.1



13 ELEVATION S/T 14.1
SCALE: 3/4" = 1'-0"



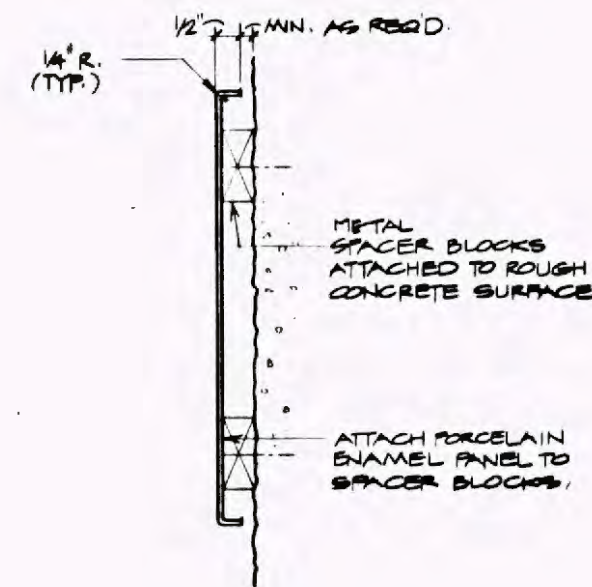
13 SECTION 2 S/T 14.1
SCALE: FULL SIZE



14.3



14.5



1 MOUNTING DETAIL
SCALE: HALF FULL SIZE

A COPY LAYOUTS
HALF FULL SIZE

Project Number	2.20.89
Cost Element	ISSUED FOR BID
Contract Designator	
Physical Entity	
Work Element	

REV.	DATE	DESCRIPTION	BY	APP.
2.20.89	ISSUED FOR BID			

Information confidential:
All plans, drawings, specifications, and/or information furnished herewith shall remain the property of the Los Angeles County Transportation Commission and shall not be used for any purpose not provided for in agreements with the Los Angeles County Transportation Commission.

DESIGNED BY
J. STEPHAN
DRAWN BY
AR/S
CHECKED BY
S. GALONER
APPROVED BY
S. GALONER
DATE
FEBRUARY 20, 1989

LOS ANGELES COUNTY TRANSPORTATION COMMISSION
The Long Beach-Los Angeles Rail Transit Project

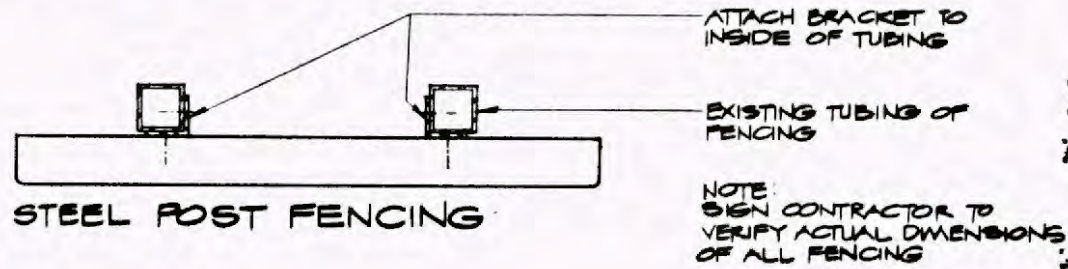
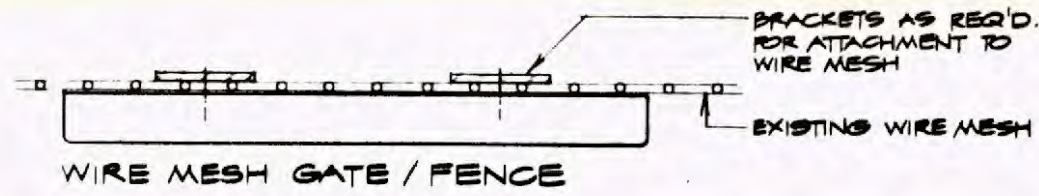
SANCHEZ KAMPS ASSOCIATES DESIGN
Graphic Consultant
60 W. Green Street
Pasadena, CA 91105
818/793-4017

TRANSCAL
Travel Consultants of Southern California

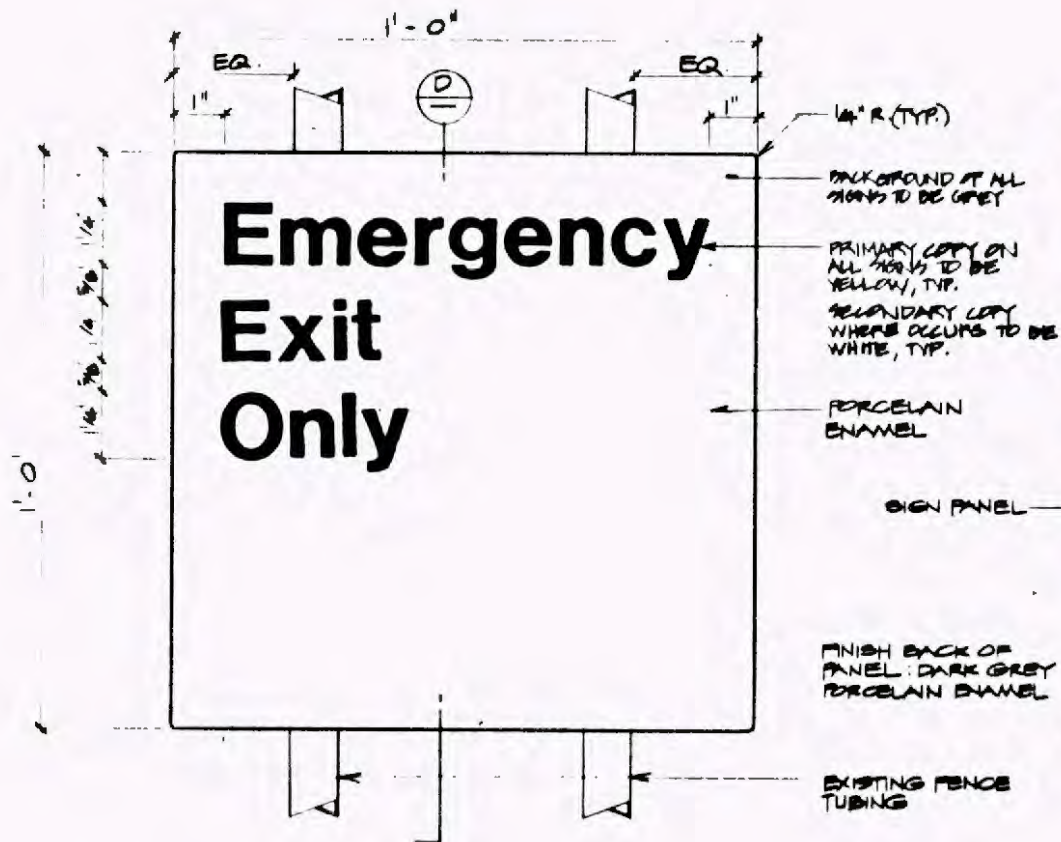
APPROVED: *[Signature]*

SIGNAGE AND GRAPHICS
STATION SIGNAGE
SIGN TYPE 14 / 14.1
DESIGN DRAWING

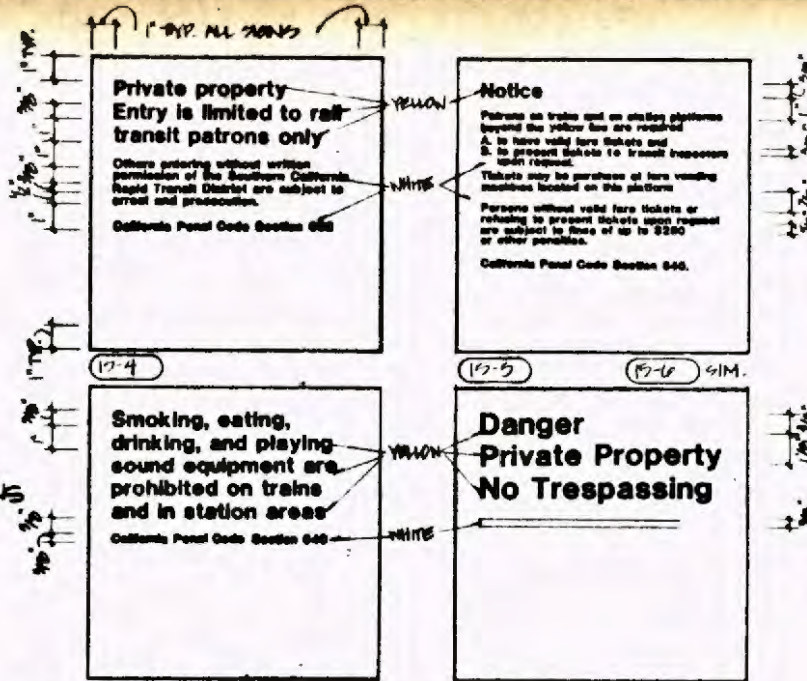
CONTRACT NO. R01-T01-H0860	
DRAWING NO. GS-7923	
REV.	SHEET NO. 19
SCALE AS NOTED	



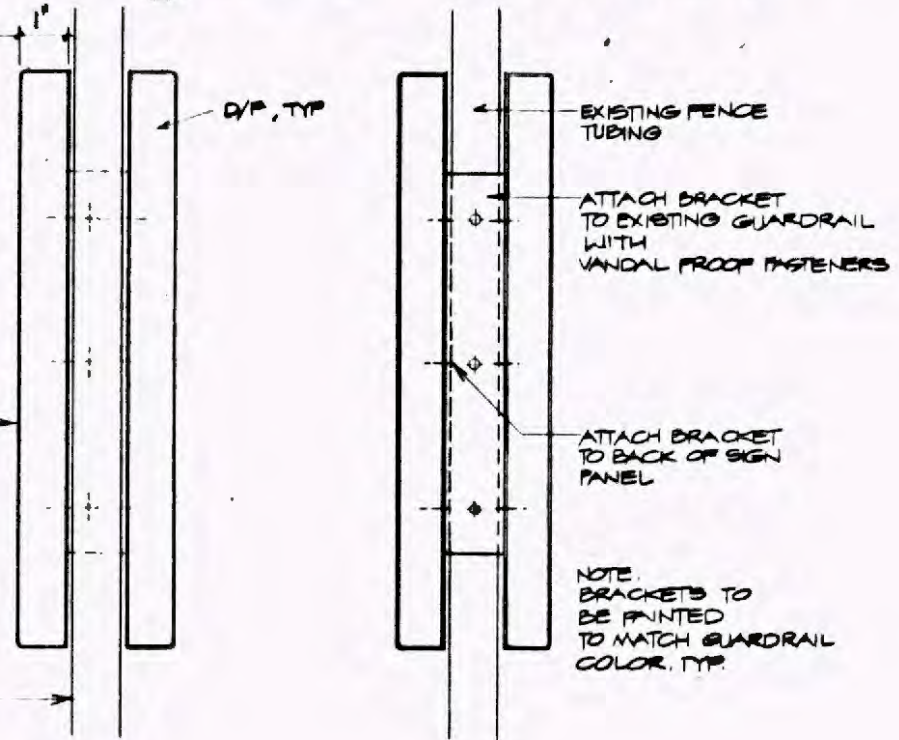
A PLANS
HALF FULL SIZE



B ELEVATION
HALF FULL SIZE

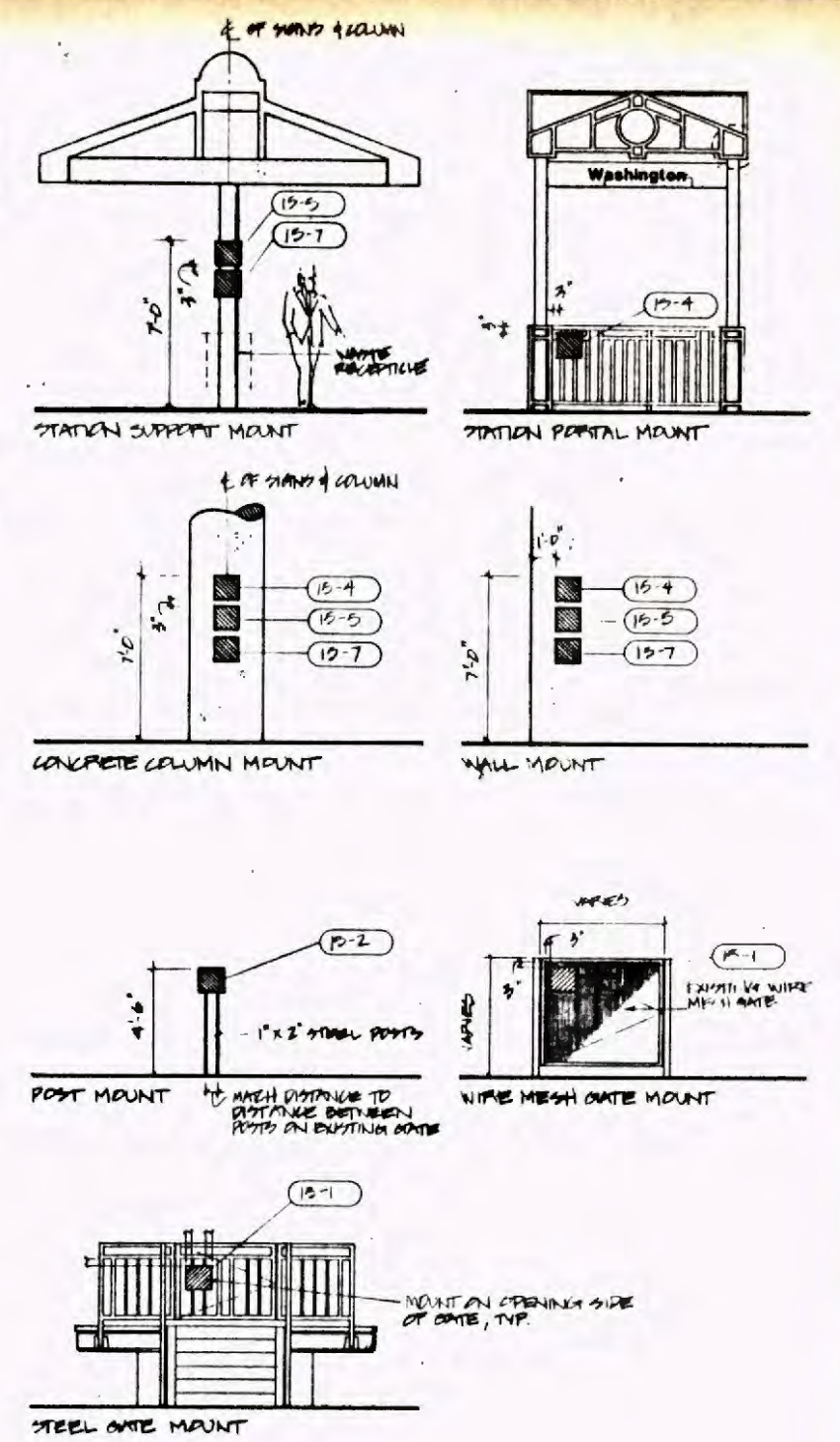


C COPY LAYOUT
SCALE: 9"=1'-0"



C SIDE
HALF FULL SIZE

D SECTION
HALF FULL SIZE



E MOUNTING CONDITIONS
SCALE: 1/4"=1'-0"

Work Element	
Physical Entity	
Contract Designator	
Cost Element	
Project Number	

REV	DATE	DESCRIPTION	BY	APP
2.20.89		ISSUED FOR BID		

Information contained in all plans, drawings, specifications and/or information furnished herewith shall remain the property of the Los Angeles County Transportation Commission and shall not be used for any purpose not provided for in agreements with the Los Angeles County Transportation Commission.

DESIGNED BY
J. STODDARD

DRAWN BY
ARIG

CHECKED BY
S. LINDNER

APPROVED BY
[Signature]

DATE
FEBRUARY 20, 1989

LOS ANGELES COUNTY TRANSPORTATION COMMISSION
The Long Beach-Los Angeles Rail Transit Project

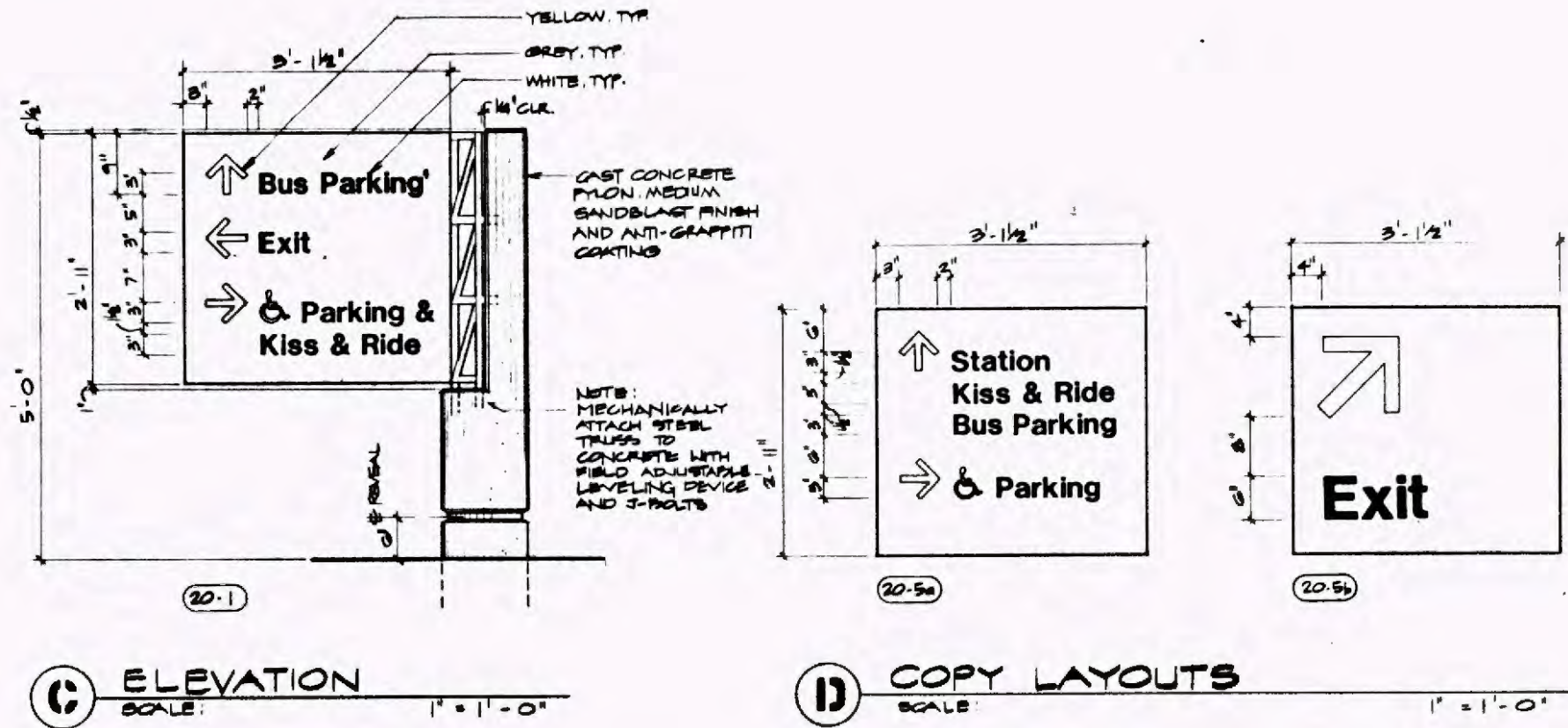
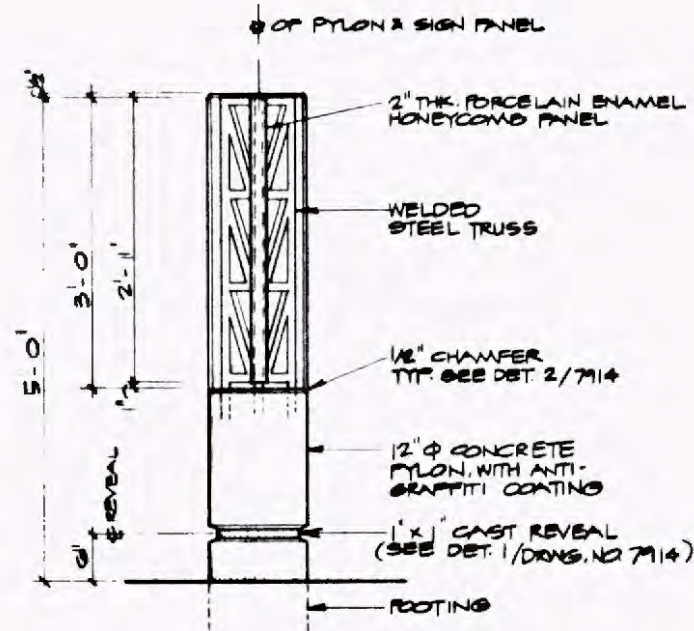
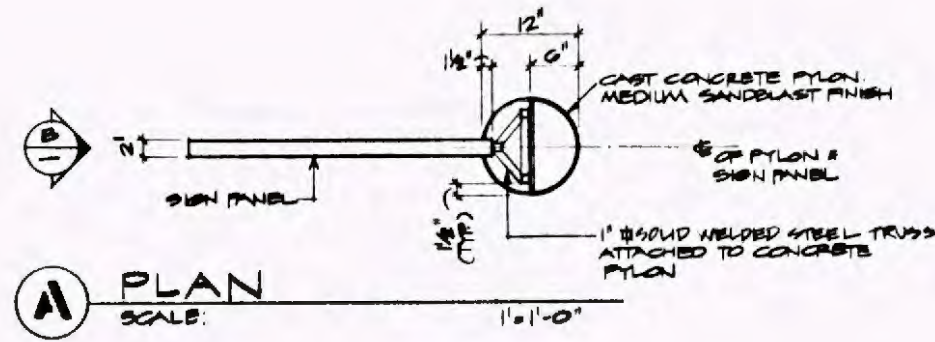
SANCHEZ KAMPS ASSOCIATES DESIGN
Graphic Consultant
60 W. Green Street
Pasadena, CA 91105
818/793-4017

TRANS
Trans Consultants of Southern California

APPROVED: [Signature]

SIGNAGE AND GRAPHICS
STATION SIGNAGE
SIGN TYPE 15
DESIGN DRAWING

CONTRACT NO R01-T01-H0889	
DRAWING NO GS-7924	
REV	SHEET NO. 20
SCALE AS NOTED	



Work Element	
Physical Entity	
Contract Designator	
Cost Element	
Project Number	

REV	DATE	DESCRIPTION	BY	APP.
2.20.89		ISSUED FOR BID		

Information confidential; all plans, drawings, specifications, and/or information furnished herewith shall remain the property of the Los Angeles County Transportation Commission; shall be held confidential; and shall not be used for any purpose not provided for in agreements with the Los Angeles County Transportation Commission.

DESIGNED BY: J. SPOONER
DRAWN BY: ARIS
CHECKED BY: S. GREENBERG
APPROVED BY: [Signature]
DATE: FEBRUARY 20, 1989

LOS ANGELES COUNTY TRANSPORTATION COMMISSION
The Long Beach-Los Angeles Rail Transit Project

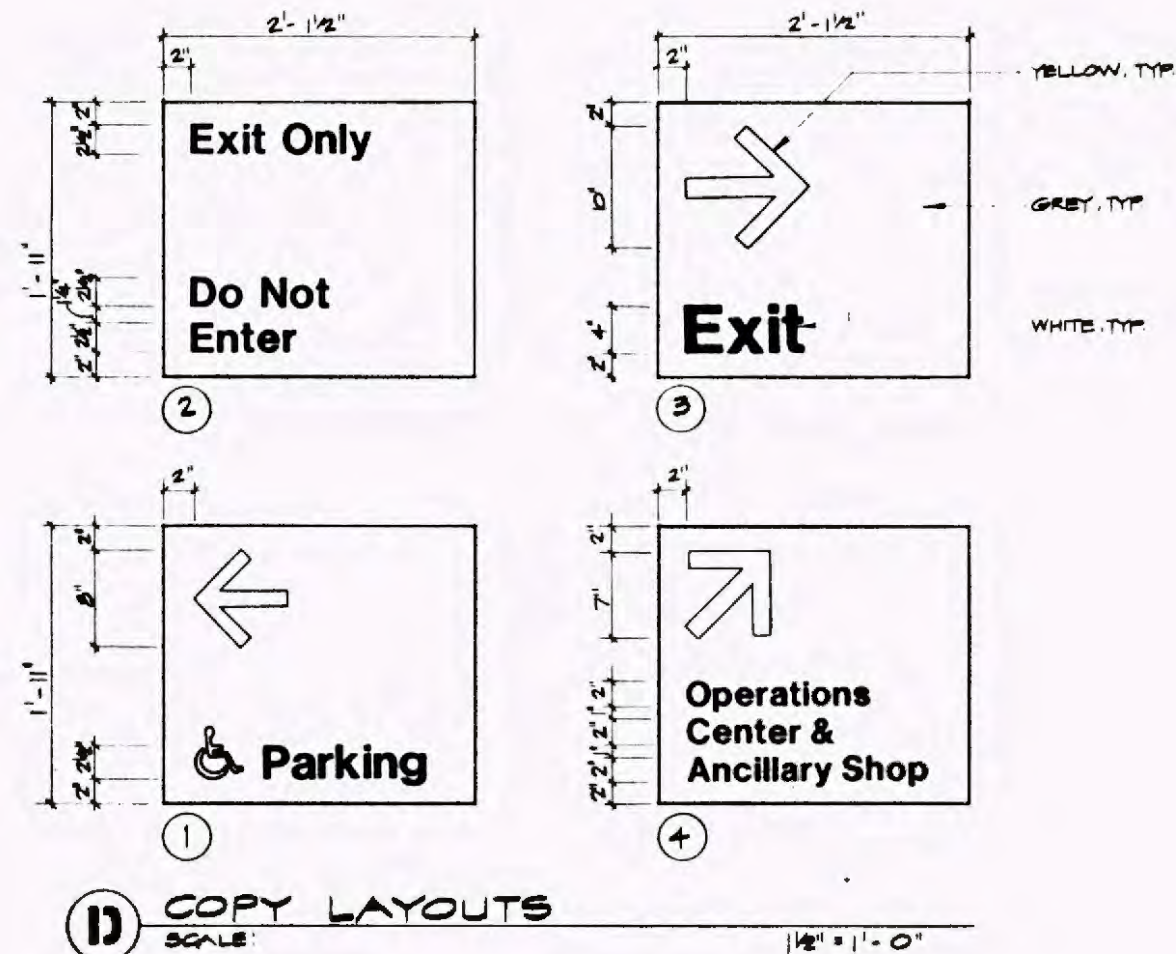
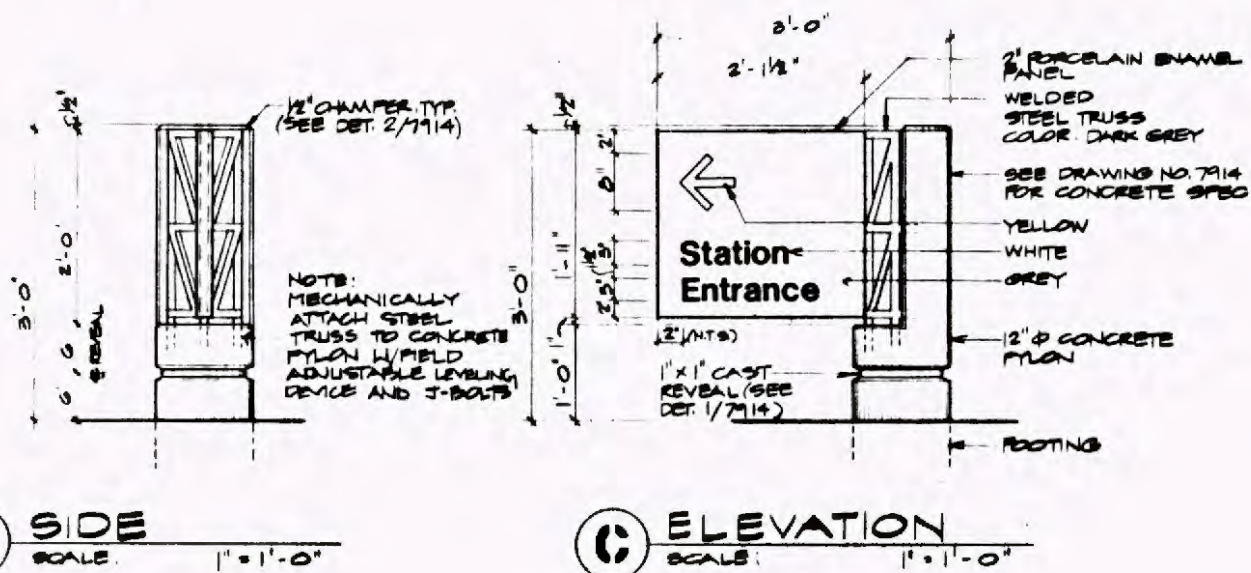
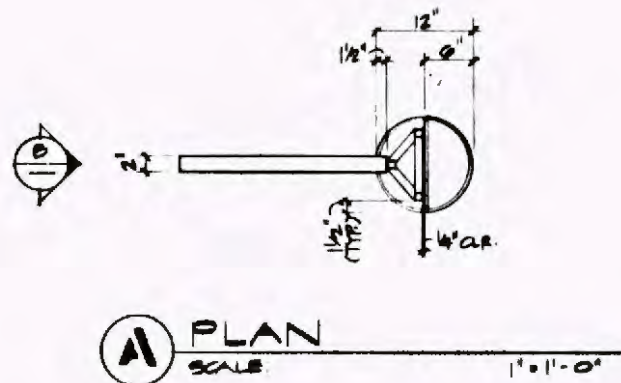
SANCHEZ KAMPS ASSOCIATES DESIGN
Graphic Consultant
60 W. Green Street
Pasadena, CA 91105
818/793-4011

TRANS
Trans Consultants of Southern California

APPROVED: [Signature]

SIGNAGE AND GRAPHICS
STATION SIGNAGE
SIGN TYPE 16 / 20
DESIGN DRAWING

CONTRACT NO: R01-T01-H0860	
DRAWING NO: GS-7925	
REV	SHEET NO. 21
SCALE: AS NOTED	



FOR TYP NOTES & DIMS SEE GL

Work Element	
Physical Entity	
Contract Designer	
Cost Element	
Project Number	

REV.	DATE	DESCRIPTION	BY	APP.
2.20.89		ISSUED FOR BID		

Information confidential if plans, drawings, specifications, and/or information furnished herewith shall remain the property of the Los Angeles County Transportation Commission, shall be held confidential, and shall not be used for any purpose not provided for in agreements with the Los Angeles County Transportation Commission.

DESIGNED BY
J. STEPPARD

DRAWN BY
ARIS

CHECKED BY
S. GONZALEZ

APPROVED BY
[Signature]

DATE
FEBRUARY 20, 1989

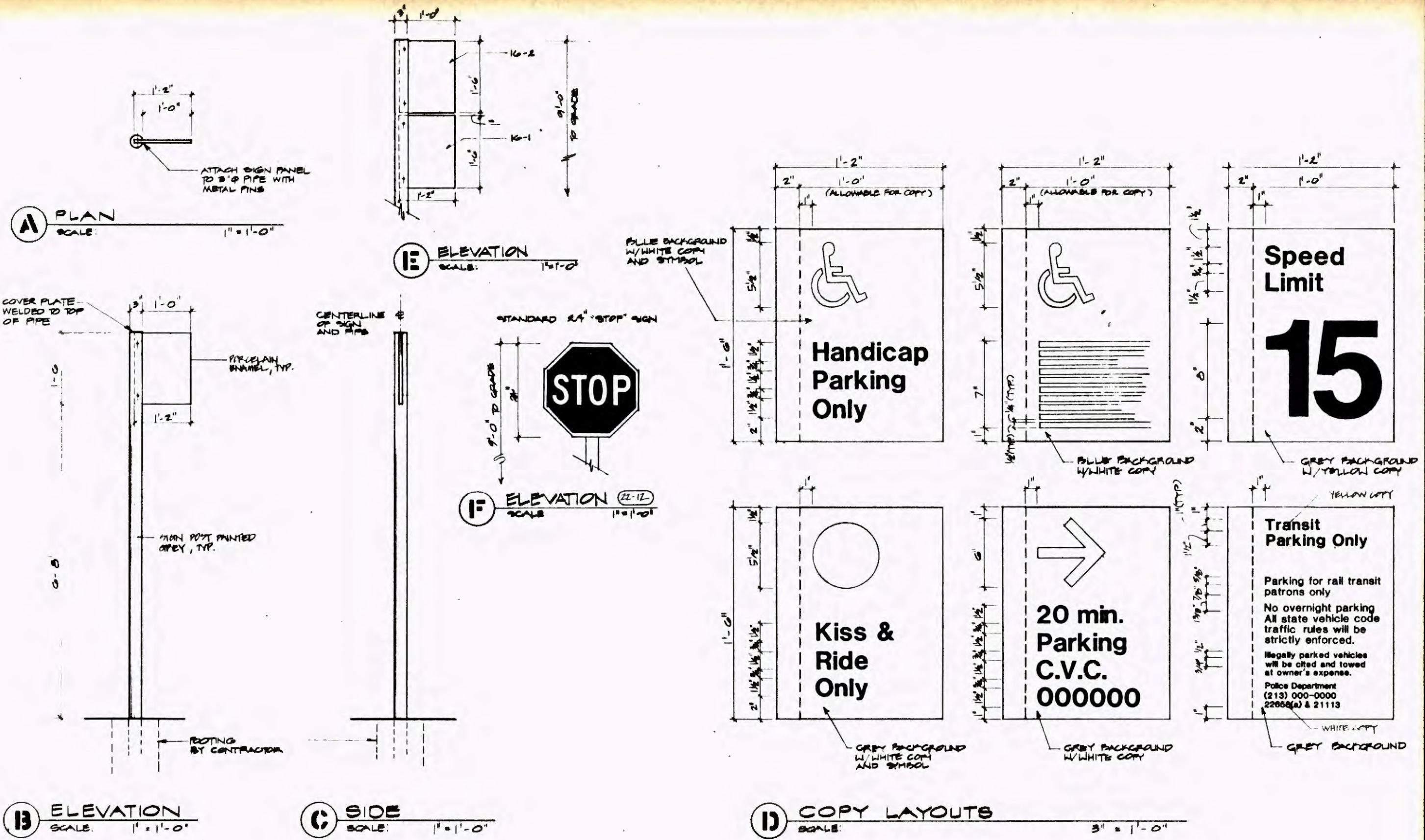
LOS ANGELES COUNTY TRANSPORTATION COMMISSION
The Long Beach-Los Angeles Rail Transit Project

SANCHEZ KAMPS ASSOCIATES DESIGN
Graphic Consultant
60 W. Green Street
Pasadena, CA 91105
818/793-4017

APPROVED: **[Signature]**

SIGNAGE AND GRAPHICS
SITE SIGNAGE
SIGN TYPE 21
DESIGN DRAWING

CONTRACT NO R01-T01-H0860	
DRAWING NO GS-7926	
REV.	SHEET NO 22
SCALE AS NOTED	



Project Number	
Cost Element	
Contract Designator	
Physical Entry	
Work Element	

REV.	DATE	DESCRIPTION	BY	APP.
2	2.20.89	ISSUED FOR BID		

Information contained in plans, drawings, specifications, and/or memoranda furnished herewith shall remain the property of the Los Angeles County Transportation Commission and shall not be used for any purpose not provided for in agreement with the Los Angeles County Transportation Commission.

DESIGNED BY: *J. J. [Signature]*
 DRAWN BY: *AKS*
 CHECKED BY: *S. [Signature]*
 APPROVED BY: *[Signature]*
 DATE: FEBRUARY 20, 1989

LOS ANGELES COUNTY TRANSPORTATION COMMISSION
 The Long Beach-Los Angeles Rail Transit Project

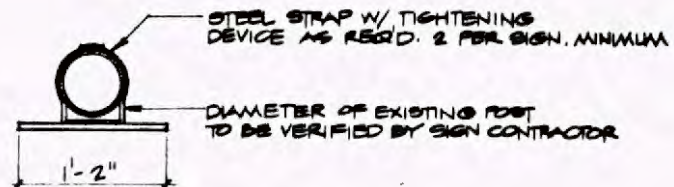
SANCHEZ KAMPS ASSOCIATES DESIGN
 Graphic Consultant
 60 W. Green Street
 Pasadena, CA 91105
 818/793-4017

TRANSCAL
 Street Consultants of Southern California

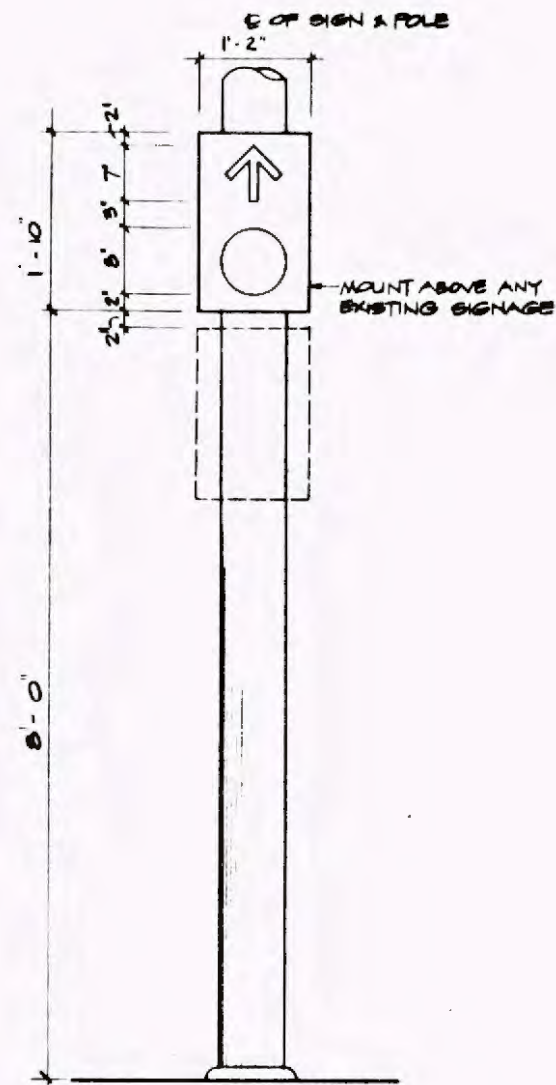
APPROVED: *[Signature]*

SIGNAGE AND GRAPHICS
 SITE SIGNAGE
 SIGN TYPE 22
 DESIGN DRAWING

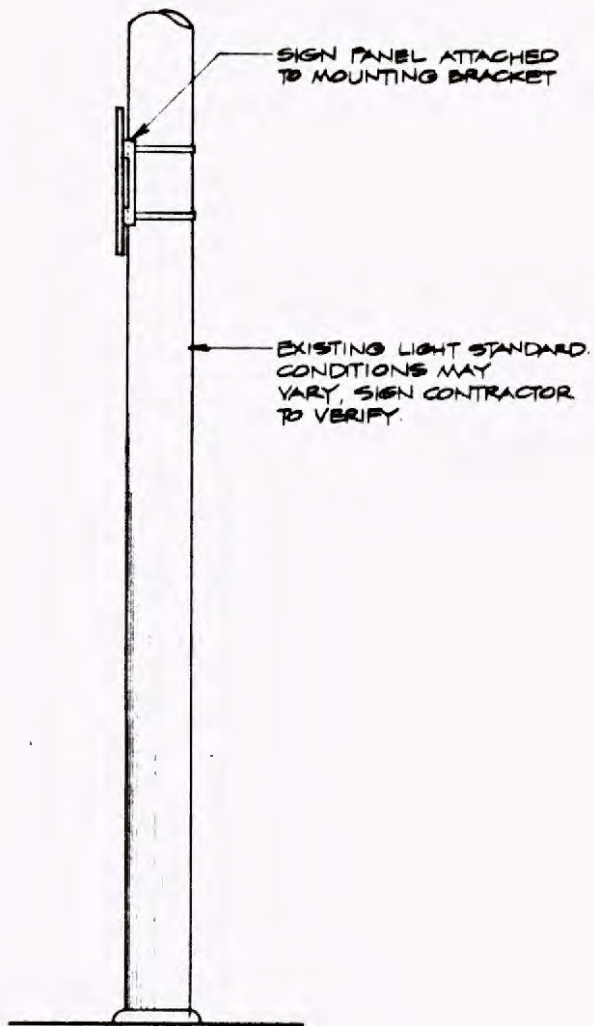
CONTRACT NO R01-Y01-H0880	
DRAWING NO. GS-7927	
REV.	SHEET NO. 23
SCALE: AS NOTED	



(A) PLAN
SCALE: 1"=1'-0"



(B) ELEVATION
SCALE: 1"=1'-0"



(C) SIDE
SCALE: 1"=1'-0"

Project Number	Contract Designator	Physical Entry	Work Element

REV	DATE	DESCRIPTION	BY	APP
2.20.89	ISSUED FOR BID			

Information provided:
all plans, drawings, specifications, and/or information furnished hereon shall remain the property of the Los Angeles County Transportation Commission; shall be held confidential; and shall not be used for any purpose not provided for in agreements with the Los Angeles County Transportation Commission.

DESIGNED BY
J. STEDDARD
DRAWN BY
AKS
CHECKED BY
S. GARDNER
APPROVED BY
[Signature]
DATE
FEBRUARY 20, 1989

LOS ANGELES COUNTY TRANSPORTATION COMMISSION
The Long Beach-Los Angeles Rail Transit Project

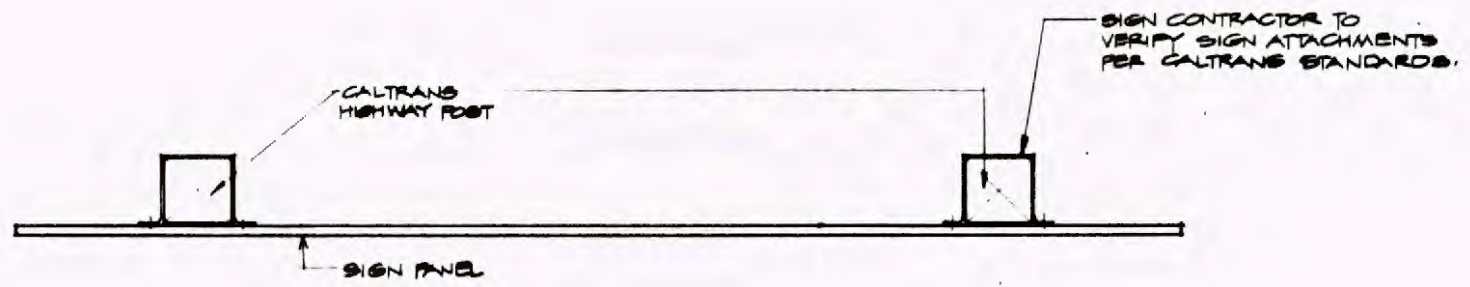
SANCHEZ KAMPS ASSOCIATES DESIGN
Graphic Consultant
60 W. Green Street
Pasadena, CA 91105
818/793-4017

TRANSCAL
Based Consultants of Southern California

APPROVED: **[Signature]**

SIGNAGE AND GRAPHICS
SITE SIGNAGE
SIGN TYPE 23
DESIGN DRAWING

CONTRACT NO. R01-T01-H0860	
DRAWING NO. GS-7928	
REV	SHEET NO. 24
SCALE AS NOTED	

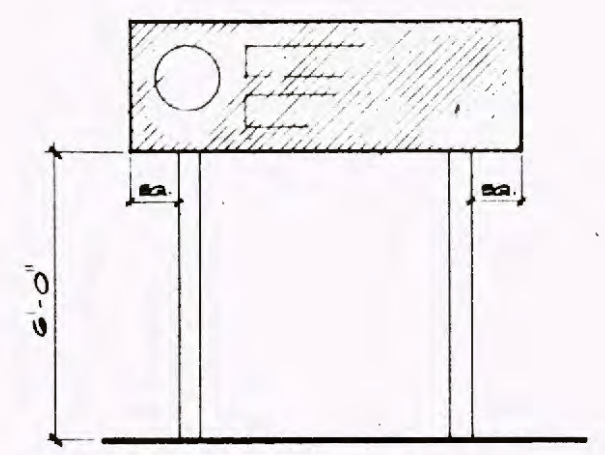


A PLAN
SCALE: 1/2" = 1'-0"



B ELEVATION
SCALE: 1/2" = 1'-0"

C SIDE
SCALE: 1/2" = 1'-0"



D ELEVATION
SCALE: 1/2" = 1'-0"

Project Number	1
Cost Element	1
Physical Entity	1
Work Element	1

REV.	DATE	DESCRIPTION	BY	APP.
2.20.89		ISSUED FOR BID		

Information confidential: all plans, drawings, specifications, and/or information furnished hereunder shall remain the property of the Los Angeles County Transportation Commission; shall be held confidential; and shall not be used for any purpose not provided for in agreements with the Los Angeles County Transportation Commission.

DESIGNED BY
J. SEPPEL

DRAWN BY
ARIS

CHECKED BY
S. GARDNER

APPROVED BY
[Signature]

DATE
FEBRUARY 20, 1989

LOS ANGELES COUNTY TRANSPORTATION COMMISSION
The Long Beach-Los Angeles Rail Transit Project

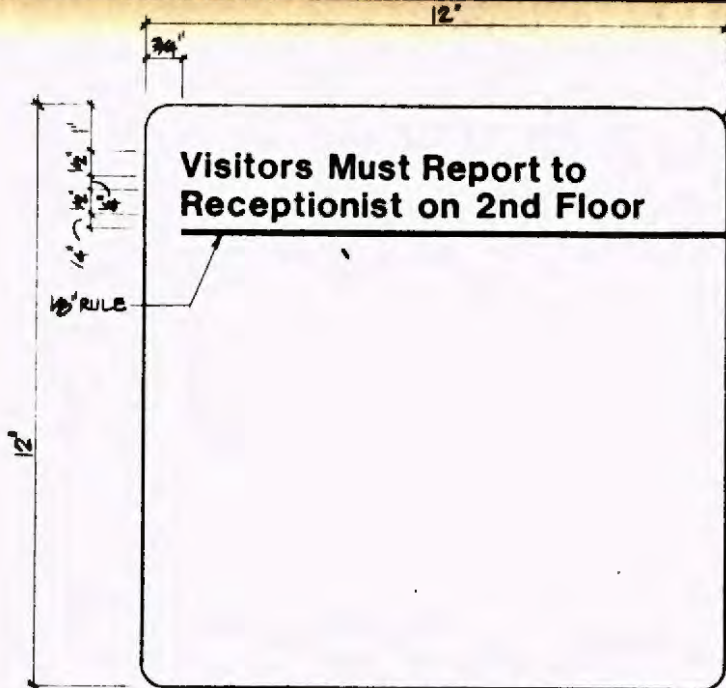
SANCHEZ KAMPS ASSOCIATES DESIGN
Graphic Consultant
60 W. Green Street
Pasadena, CA 91105
818/793-4017

TRANSCAL
Transport Consultants of Southern California

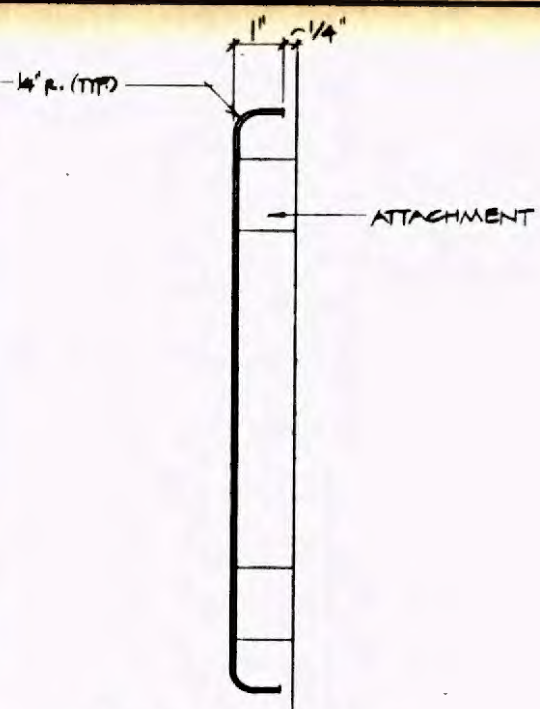
APPROVED: *[Signature]*

SIGNAGE AND GRAPHICS
SITE SIGNAGE
SIGN TYPE 24
DESIGN DRAWING

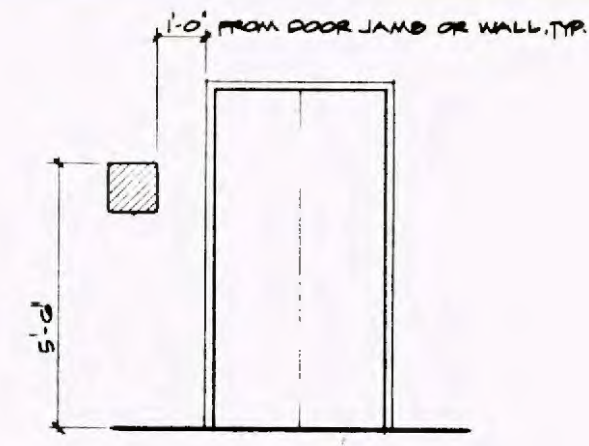
CONTRACT NO R01-T01-H080	
DRAWING NO GS- 7929	
REV	SHEET NO 25
SCALE AS NOTED	



(C) COPY LAYOUT
HALF FULL SIZE

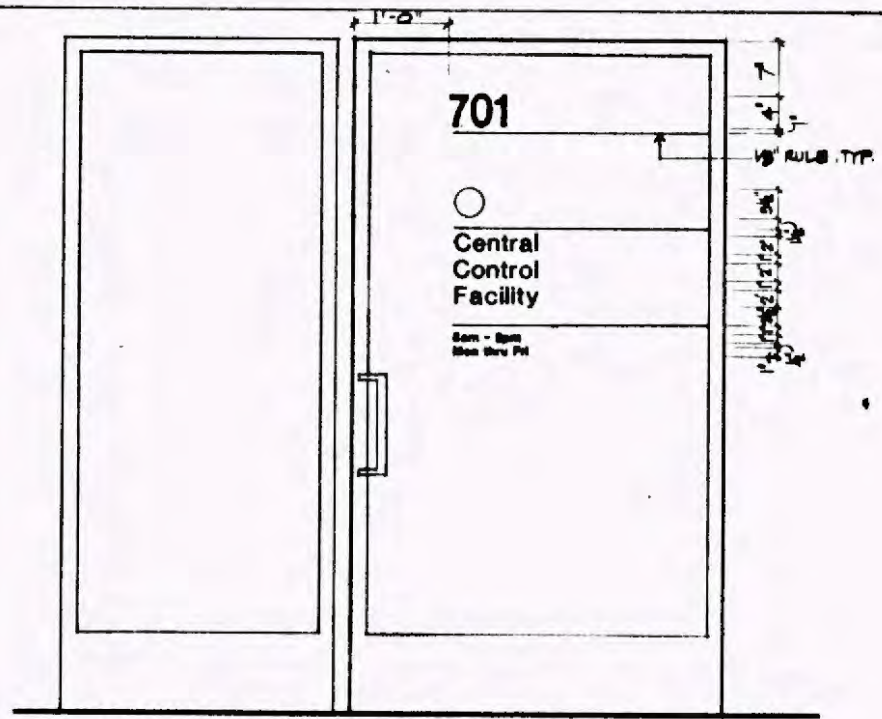


(D) SECTION
HALF FULL SIZE



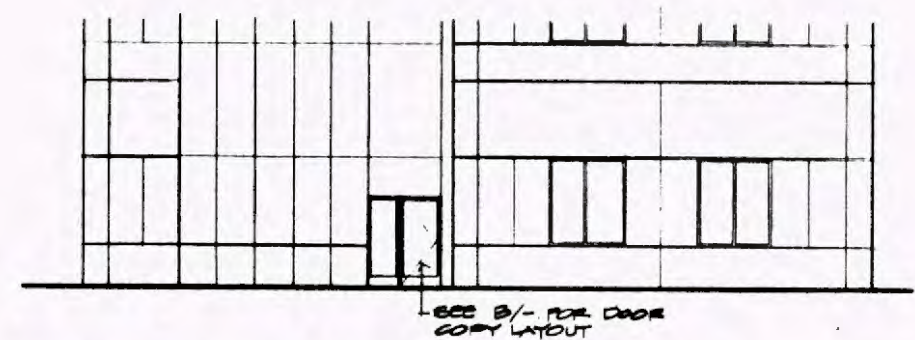
(E) ELEVATION
SCALE: 1/2" = 1'-0"

SIGN TYPE 40 - VISITOR INFORMATION



(B) ELEVATION
SCALE: 1/2" = 1'-0"

SIGN TYPE 41 - ENTRANCE I.D.



(A) PARTIAL WEST ELEVATION
SCALE: 1/8" = 1'-0"

Project Number
Contract Designer
Physical Entry
Work Element

REV.	DATE	DESCRIPTION	BY	APP.
2-20-89		ISSUED FOR BID		

Information confidential: all plans, drawings, specifications, and/or information furnished hereunder shall remain the property of the Los Angeles County Transportation Commission, shall be held confidential, and shall not be used for any purpose not provided for in agreements with the Los Angeles County Transportation Commission.

DESIGNED BY
J. STODDARD
DRAWN BY
ARIS
CHECKED BY
S. GARDNER
APPROVED BY
[Signature]
DATE
FEBRUARY 20, 1989

LOS ANGELES COUNTY TRANSPORTATION COMMISSION
The Long Beach-Los Angeles Rail Transit Project

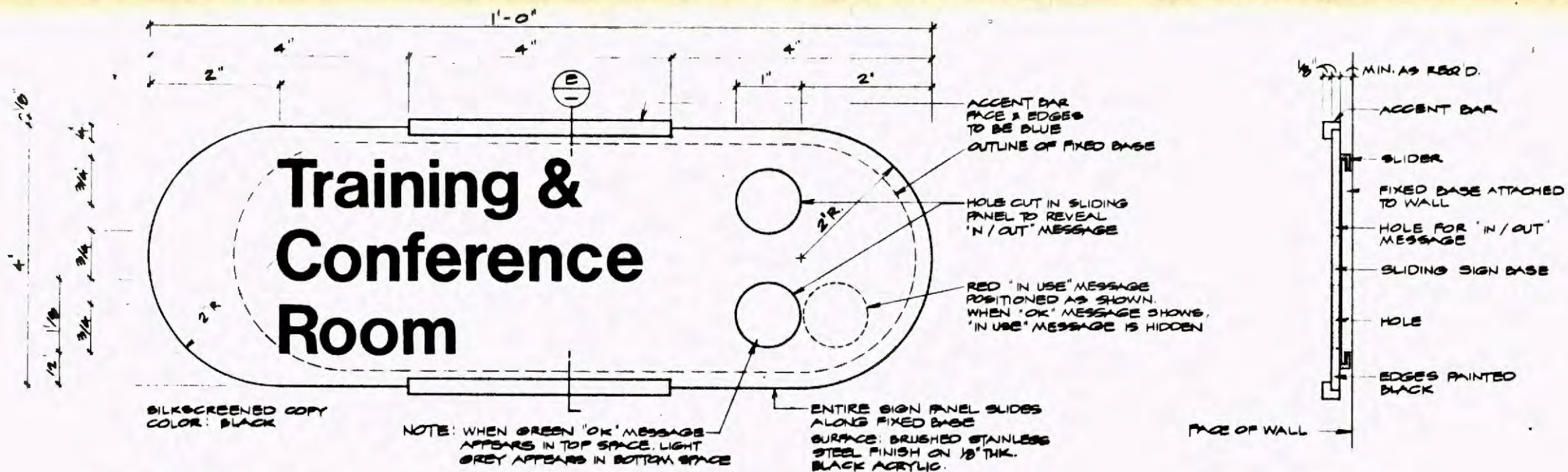
SANCHEZ KAMPS ASSOCIATES DESIGN
Graphic Consultant
60 W. Green Street
Pasadena, CA 91105
818/793-4017

TRANSCAL
Travel Consultants of Southern California

APPROVED: **[Signature]**

SIGNAGE AND GRAPHICS
CENTRAL CONTROL FACILITIES
SIGN TYPE 40/41
DESIGN DRAWING

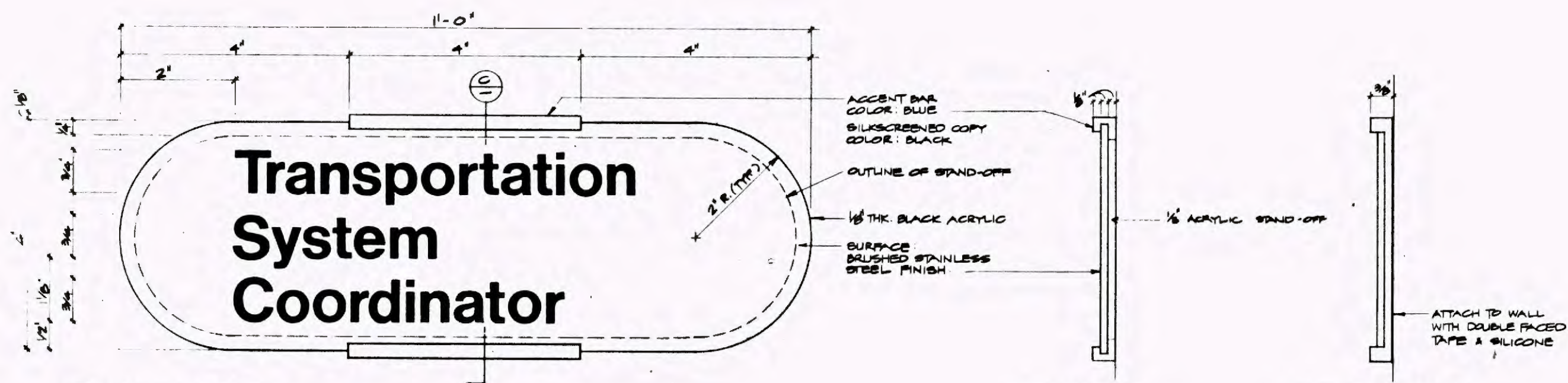
CONTRACT NO. R01-T01-H0860	
DRAWING NO. GS-7930	
REV.	SHEET NO. 26
SCALE: AS NOTED	



D ELEVATION
FULL SIZE

E SECTION
FULL SIZE

SIGN TYPE 42 - ROOM I. D. WITH "IN USE" MESSAGE



A ELEVATION
FULL SIZE

B SIDE
FULL SIZE

C SECTION
FULL SIZE

SIGN TYPE 43 - ROOM I. D.

Project Number	2.20.89
Cost Element	ISSUED FOR BID
Contract Disposition	
Physical Entity	
Work Element	

REV.	DATE	DESCRIPTION	BY	APP.
2.20.89		ISSUED FOR BID		

Information confidential: all plans, drawings, specifications, and/or information furnished hereunder shall remain the property of the Los Angeles County Transportation Commission; and shall not be used for any purpose not provided for in agreements with the Los Angeles County Transportation Commission.

DESIGNED BY: *[Signature]*
 DRAWN BY: ARB
 CHECKED BY: S. GARDNER
 APPROVED BY: *[Signature]*
 DATE: FEBRUARY 09, 1989

LOS ANGELES COUNTY TRANSPORTATION COMMISSION
 The Long Beach-Los Angeles Rail Transit Project

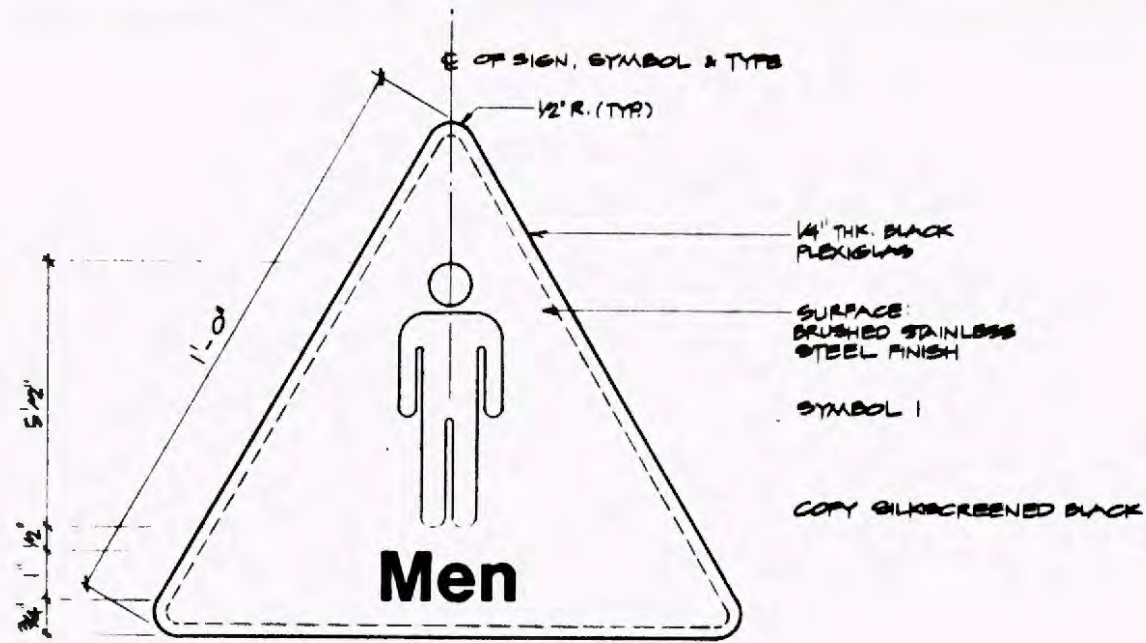
SANCHEZ KAMPS Graphic Consultant
 60 W. Green Street
 PASADENA, CA 91105
 818/793-4017

TRANSCAL Transit Consultants of Southern California

APPROVED: *[Signature]*

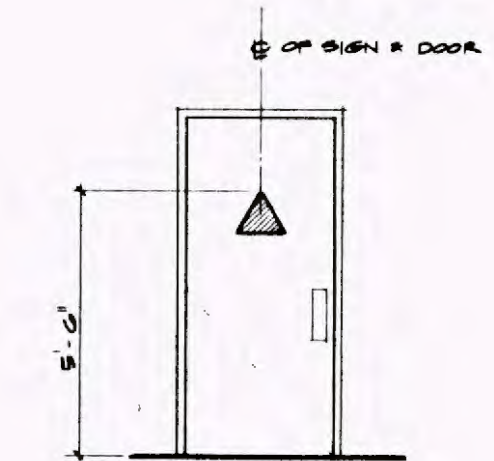
SIGNAGE AND GRAPHICS
 CENTRAL CONTROL FACILITIES
 SIGN TYPE 42/43
 DESIGN DRAWING

CONTRACT NO R01-T01-H0890
 DRAWING NO GS-7931
 REV SHEET NO. 27
 SCALE AS NOTED



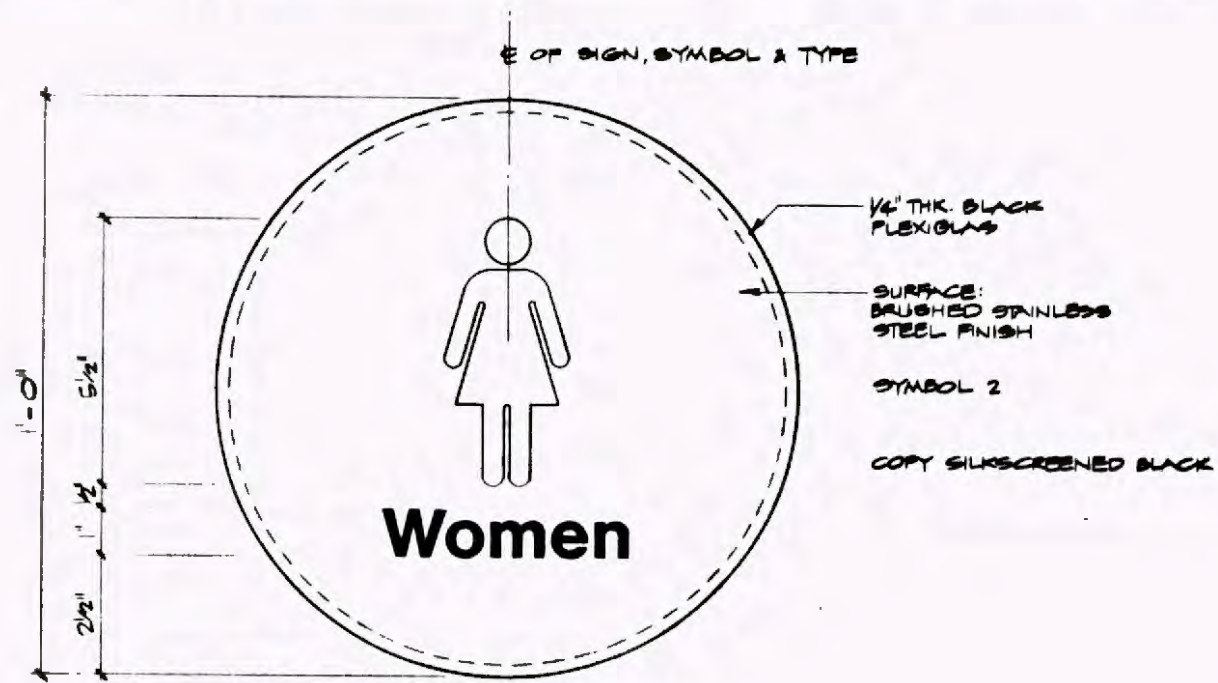
D ELEVATION
HALF FULL SIZE

E SIDE
HALF FULL SIZE



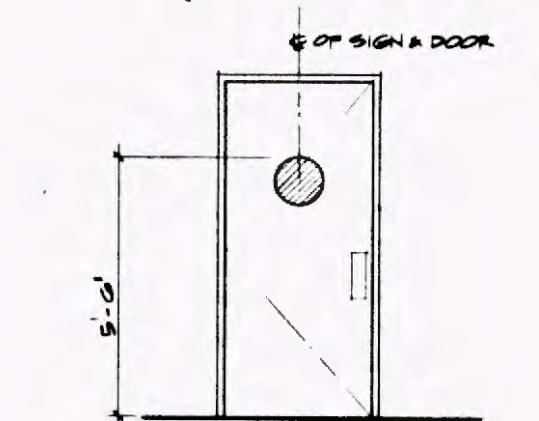
F ELEVATION
SCALE: 1/2" = 1'-0"

SIGN TYPE 44 - MEN'S ROOM I.D.



A ELEVATION
HALF FULL SIZE

B SIDE
HALF FULL SIZE



C ELEVATION
SCALE: 1/2" = 1'-0"

SIGN TYPE 45 - WOMENS ROOM I.D.

Work Element
 Physical Entity
 Contract Designator
 Cost Element
 Project Number

REV	DATE	DESCRIPTION	BY	APP.
2.20.89		ISSUED FOR BID		

Information confidential:
 all plans, drawings, specifications, and/or information furnished herein shall remain the property of the Los Angeles County Transportation Commission.
 It shall be held confidential, and shall not be used for any purpose not provided for in agreement with the Los Angeles County Transportation Commission.

DESIGNED BY
 J. STODDARD
 DRAWN BY
 ARIS
 CHECKED BY
 S. GARDNER
 APPROVED BY
 S. GARDNER
 DATE
 FEBRUARY 20, 1989

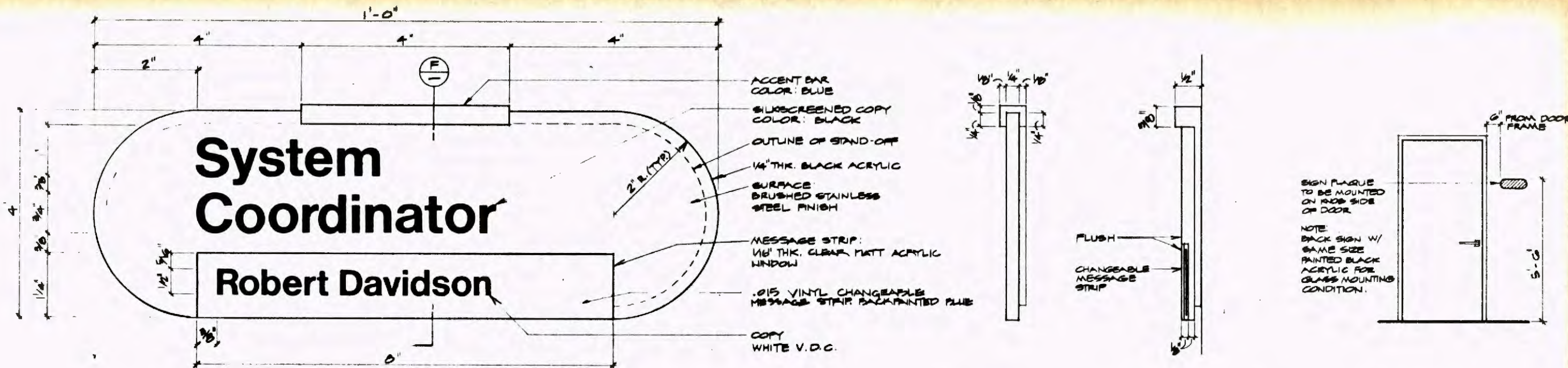
LOS ANGELES COUNTY TRANSPORTATION COMMISSION
 The Long Beach-Los Angeles Rail Transit Project

SANCHEZ KAMPS ASSOCIATES DESIGN
 Graphic Consultant
 60 W. Green Street
 Pasadena, CA 91105
 818/793-4017
 SUBMITTED: [Signature]
 APPROVED: [Signature]

TRANSCAL
 Transit Consultants of Southern California
 A Joint Venture of:
 - Walter's Architectural Plans & Design, Inc.
 - Daniel Mann, Johnson & Mendenhall
 - Kolar Engineers California Corp.
 - Northridge Engineering Management

SIGNAGE AND GRAPHICS
CENTRAL CONTROL FACILITIES
SIGN TYPE 44/45
DESIGN DRAWING

CONTRACT NO. RD1-T01-H0880
 DRAWING NO.
GS-7932
 REV. SHEET NO.
28
 SCALE
AS NOTED



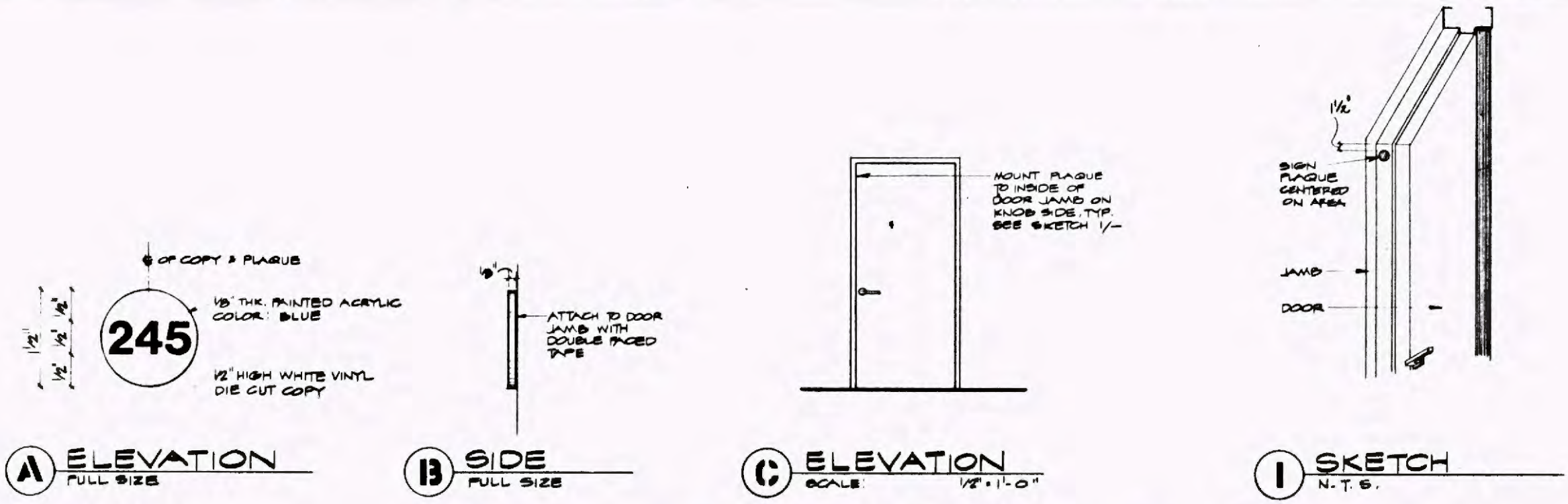
D ELEVATION FULL SIZE

E SIDE FULL SIZE

F SECTION FULL SIZE

G ELEVATION SCALE: 1/2" = 1'-0"

SIGN TYPE 46 - ROOM I.D. WITH CHANGEABLE MESSAGE STRIP



A ELEVATION FULL SIZE

B SIDE FULL SIZE

C ELEVATION SCALE: 1/2" = 1'-0"

I SKETCH N.T.S.

SIGN TYPE 47 - ENGINEERING CONTROL NUMBER

Work Element	
Physical Entity	
Contract Navigator	
Cost Element	
Project Number	

REV	DATE	DESCRIPTION	BY	APP
2.20.89		ISSUED FOR BID		

Information confidential: all plans, drawings, specifications, and/or information furnished herewith shall remain the property of the Los Angeles County Transportation Commission; shall be held confidential; and shall not be used for any purpose not provided for in agreements with the Los Angeles County Transportation Commission.

DESIGNED BY: *J. [Signature]*
 DRAWN BY: ARIS
 CHECKED BY: *S. [Signature]*
 APPROVED BY: *[Signature]*
 DATE: FEBRUARY 20, 1989

LOS ANGELES COUNTY TRANSPORTATION COMMISSION
 The Long Beach-Los Angeles Rail Transit Project

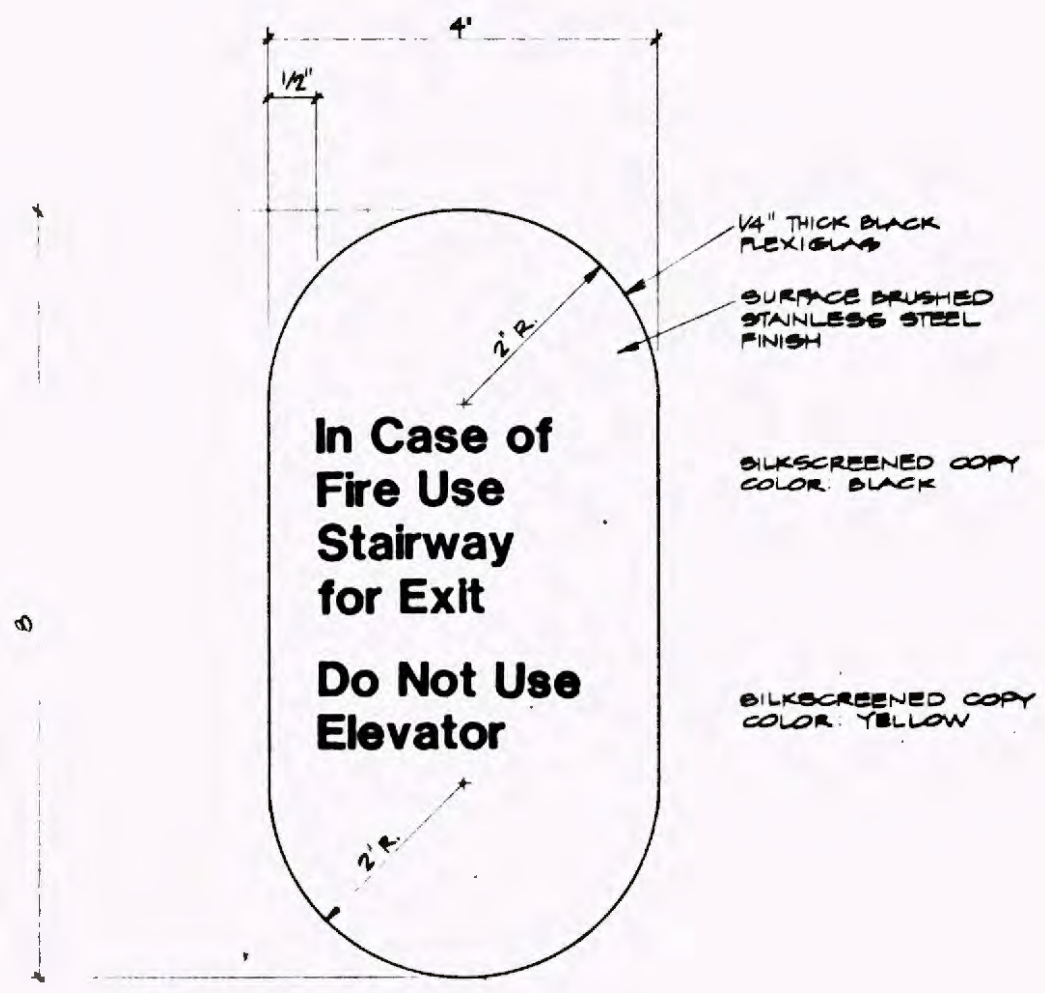
SANCHEZ KAMPS ASSOCIATES DESIGN
 Graphic Consultant
 60 W. Green Street
 Pasadena, CA 91105
 818/793-4017

TRANSFAL Transit Consultants of Southern California

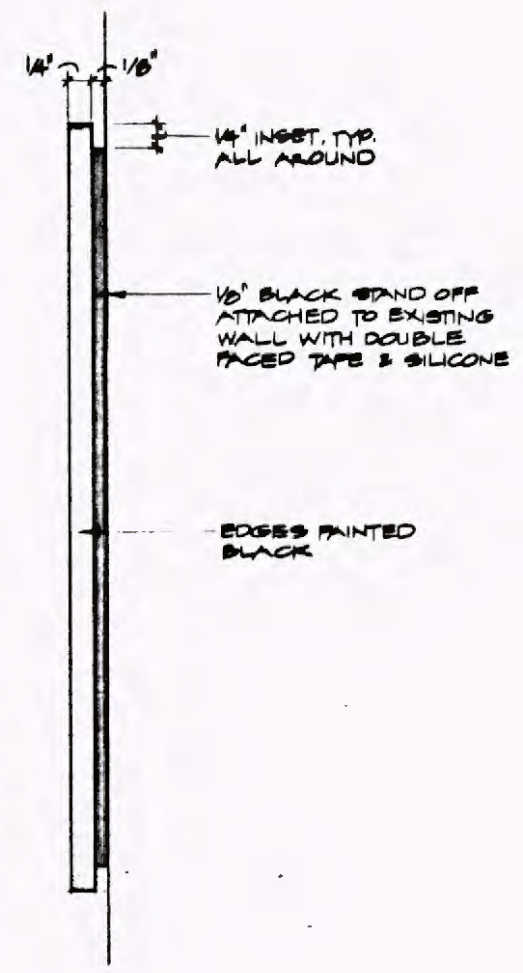
APPROVED: *[Signature]*

SIGNAGE AND GRAPHICS
CENTRAL CONTROL FACILITIES
SIGN TYPE 46/47
DESIGN DRAWING

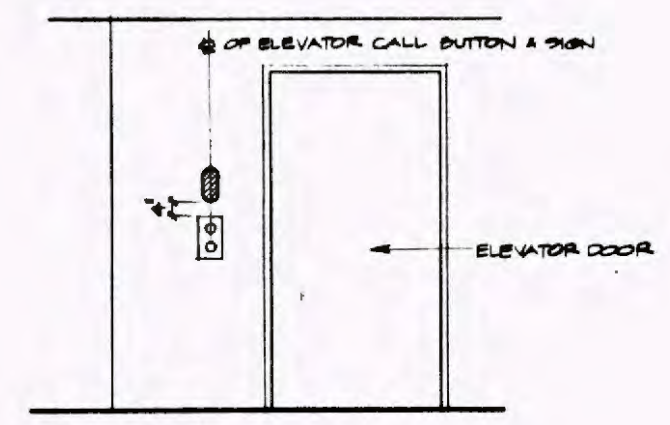
CONTRACT NO. R01-T01-H0860	
DRAWING NO. GS-7933	
REV	SHEET NO. 29
SCALE AS NOTED	



(A) ELEVATION
FULL SIZE



(B) SIDE



(C) ELEVATION
SCALE: 1/2" = 1'-0"

Project Number	2.20.89
Cost Element	ISSUED FOR BID
Work Element	
Physical Entry	
Contract Indicator	

REV	DATE	DESCRIPTION	BY	APP.
2.20.89		ISSUED FOR BID		

Information confidential: all plans, drawings, specifications, and/or information furnished hereon shall remain the property of the Los Angeles County Transportation Commission; shall be held confidential; and shall not be used for any purpose not provided for in agreements with the Los Angeles County Transportation Commission.

DESIGNED BY: *J. STEPHENSON*
 DRAWN BY: *AR/S*
 CHECKED BY: *S. GARDNER*
 APPROVED BY: *[Signature]*
 DATE: FEBRUARY 20, 1989

LOS ANGELES COUNTY TRANSPORTATION COMMISSION
 The Long Beach-Los Angeles Rail Transit Project


SANCHEZ KAMPS ASSOCIATES DESIGN
 Graphic Consultant
 60 W. Green Street
 Pasadena, CA 91105
 818/793-4017

TRANSCAL
 Transit Consultants of Southern California

APPROVED: *[Signature]*

SIGNAGE AND GRAPHICS
CENTRAL CONTROL FACILITIES
SIGN TYPE 48
DESIGN DRAWING

CONTRACT NO. R01-T01-H0880
 DRAWING NO. **GS-7934**
 REV. SHEET NO. **30**
 SCALE: **AS NOTED**



12" LETTER OR NUMBER
 BLUE
 WHITE

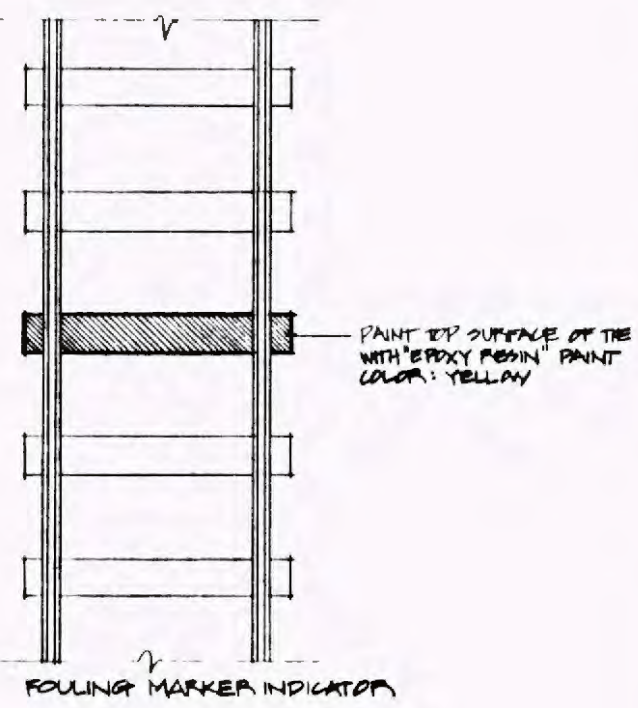
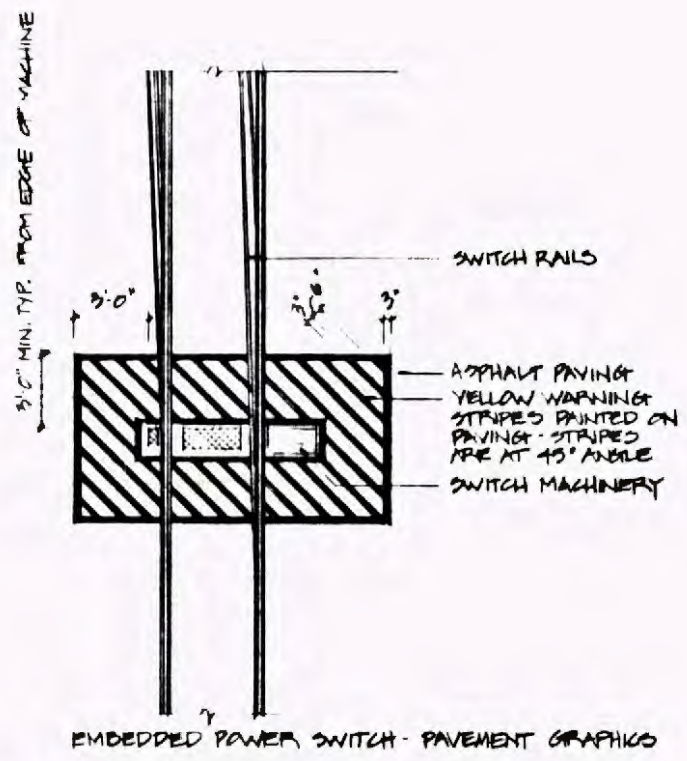
MANUFACTURING METHOD:
 1. ALUMINUM PLATE WITH VINYL APPLIED SIGN FACES & BACK.
 2. SIGN FACE TO HAVE HEAT-SET MYLAR COATING TO PROTECT SIGN FACE AND BACK.

J SIGN TYPE - 57
 SCALE: 1" = 1'-0"



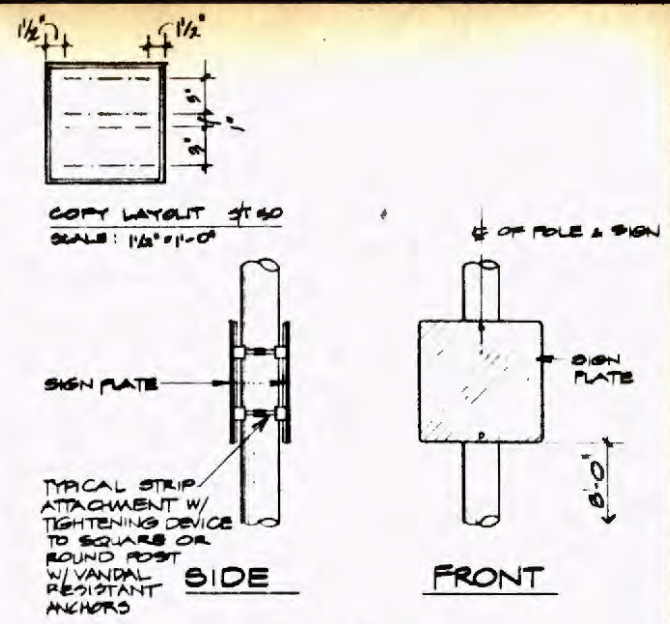
NOTE:
 SEE F/- (SIM.) FOR POLE MOUNTED SIGN.

H SIGN TYPE - 52
 SCALE: 1/2" = 1'-0"

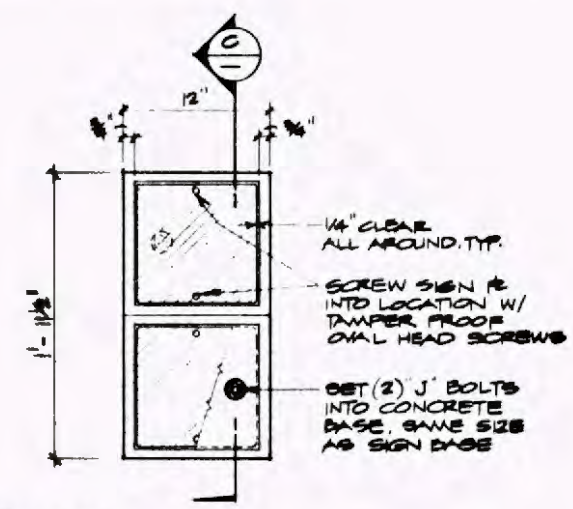


G SIGN TYPE - 53
 SCALE: NONE

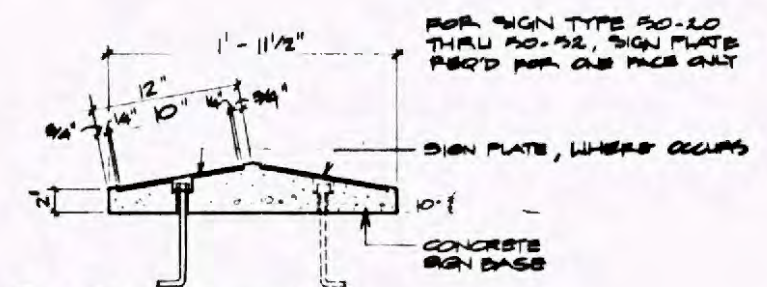
PORCELAIN ENAMEL
 WHITE COPY ON BLACK BACKGROUND
 WHITE 1/4" LINE



E SIGN PLATE - TYPE - 50
 HALF FULL SIZE

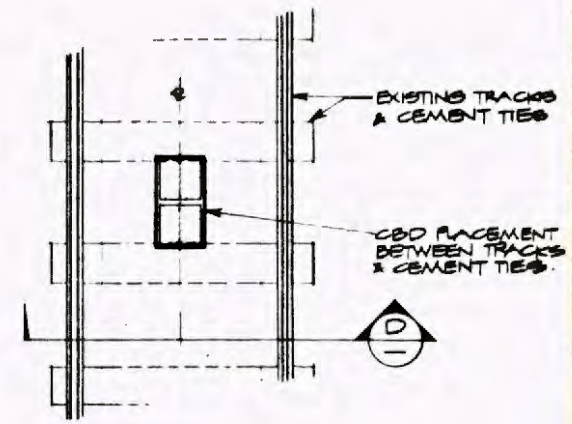


A PLAN
 SCALE: 1/2" = 1'-0"

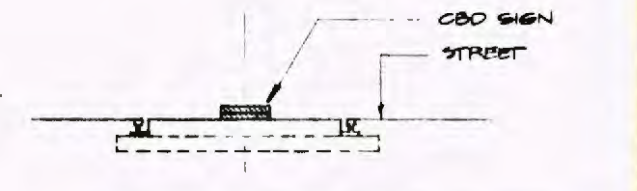


C SECTION
 SCALE: 1/2" = 1'-0"

F POLE MOUNT & MID-CORRIDOR & SHOPS
 SCALE: 1/2" = 1'-0"



B PLAN
 SCALE: 1/2" = 1'-0"



D SECTION - GROUND MOUNT @ CENTRAL BUSINESS DISTRICTS
 SCALE: 1/2" = 1'-0"

Work Element	
Physical Entry	
Contract Designator	
Cost Element	
Project Number	

REV	DATE	DESCRIPTION	BY	APP
2.20.69		ISSUED FOR BID		

Information contained in all plans, drawings, reports, letters, and/or information furnished herewith shall remain the property of the Los Angeles County Transportation Commission; shall be held confidential; and shall not be used for any purpose not provided for in agreement with the Los Angeles County Transportation Commission.

DESIGNED BY: J. [Signature]
 DRAWN BY: ARIS
 CHECKED BY: S. [Signature]
 APPROVED BY: [Signature]
 DATE: FEBRUARY 29, 1988

LOS ANGELES COUNTY TRANSPORTATION COMMISSION
 The Long Beach-Los Angeles Rail Transit Project

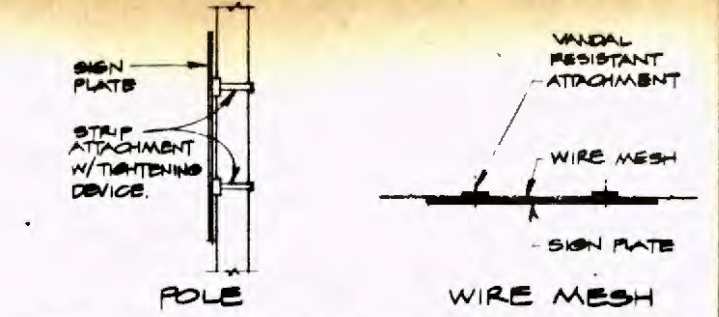
SANCHEZ KAMPS ASSOCIATES DESIGN
 60 W. Green Street
 Pasadena, CA 91105
 818/793-4017

TRANSPAL
 Transport Consultants of Southern California

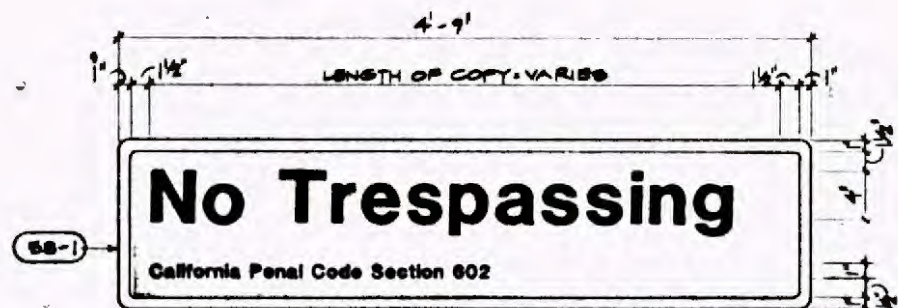
SIGNAGE AND GRAPHICS
 RIGHT OF WAY
 SIGN TYPE 50,52,53 & 57
 DESIGN DRAWING

CONTRACT NO. R01-T01-H0800
 DRAWING NO. GS-7835
 REV. SHEET NO. 31
 SCALE: AS NOTED

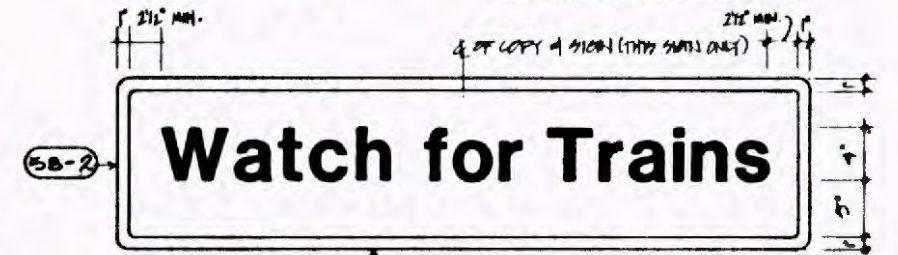
MANUFACTURING METHOD:
 1. ALUMINUM PLATE WITH VINYL APPLIED SIGN FACES & BACK
 2. SIGN FACE TO HAVE HEAT-SET MYLAR COATING TO PROTECT SIGN FACE AND BACK.



G MOUNTING DETAIL
 SCALE: 1" = 1'-0"

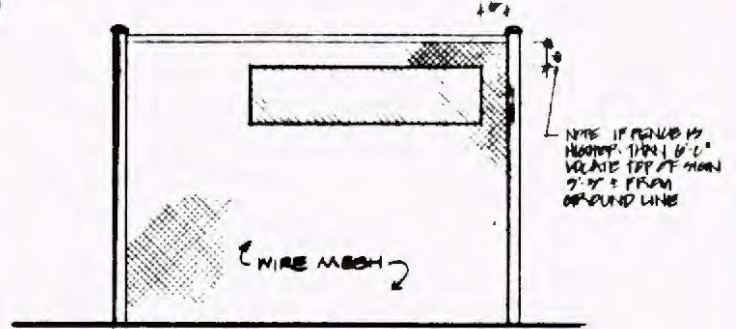


BLUE NON-REFLECTIVE COATING ON REVERSE SIDE
 YELLOW LETTERING & OUTLINE ON BLUE REFLECTIVE BACKGROUND




BLUE NON-REFLECTIVE COATING ON REVERSE SIDE
 BLUE LETTERING & OUTLINE ON YELLOW BACKGROUND. ALL REFLECTIVE
 FOR MOUNTING SEE DETAIL 'G'

E SIGN TYPE - 58
 SCALE: 1/2" = 1'-0"




F ELEVATION
 SCALE: 1/2" = 1'-0"



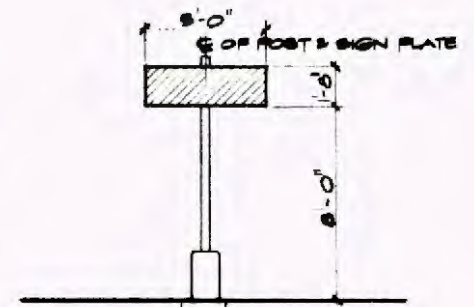
RED NON-REFLECTIVE COATING ON REVERSE SIDE
 WHITE LETTERING AND OUTLINE ON RED BACKGROUND. ALL REFLECTIVE

D SIGN TYPE - 55
 SCALE: 1/2" = 1'-0"



BLUE OUTLINE & LETTERS ON WHITE BACKGROUND ALL REFLECTIVE
 BLUE NON-REFLECTIVE COATING ON REVERSE SIDE
 FOR MOUNTING SEE DETAIL 'D' & 'G'

A SIGN TYPE - 54
 SCALE: 1/2" = 1'-0"

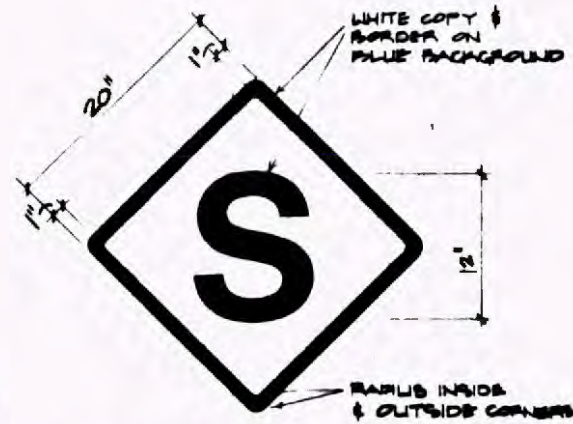


B TYP. POST MOUNT
 SCALE: 1/4" = 1'-0"



BLACK COPY ON YELLOW BACKGROUND FOR MOUNTING DETAIL 'D' & 'G'

D SIGN TYPE - 56
 SCALE: 1/2" = 1'-0"



SIGN TYPE 55 - PAINTED ON GROUND NEXT TO SWITCH. PAINT TO BE BROWN.

C SIGN TYPE - 55
 SCALE: 1/2" = 1'-0"

Contract Designator
 Physical Entity
 Work Element
 Project Number
 Cost Element

REV	DATE	DESCRIPTION	BY	APP.
220.89		ISSUED FOR BID		

Information confidential all plans, drawings, specifications, and/or information furnished herewith shall remain the property of the Los Angeles County Transportation Commission and shall not be used for any purpose not provided for in agreements with the Los Angeles County Transportation Commission.

DESIGNED BY: J. GARDNER
 DRAWN BY: AR/S
 CHECKED BY: S. GARDNER
 APPROVED BY: J. GARDNER
 DATE: FEBRUARY 20, 1999

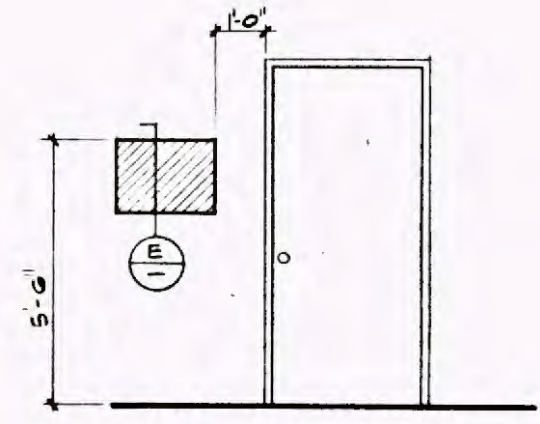
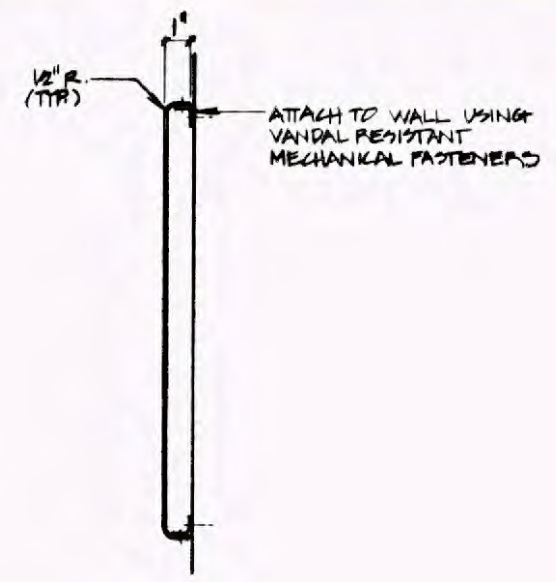
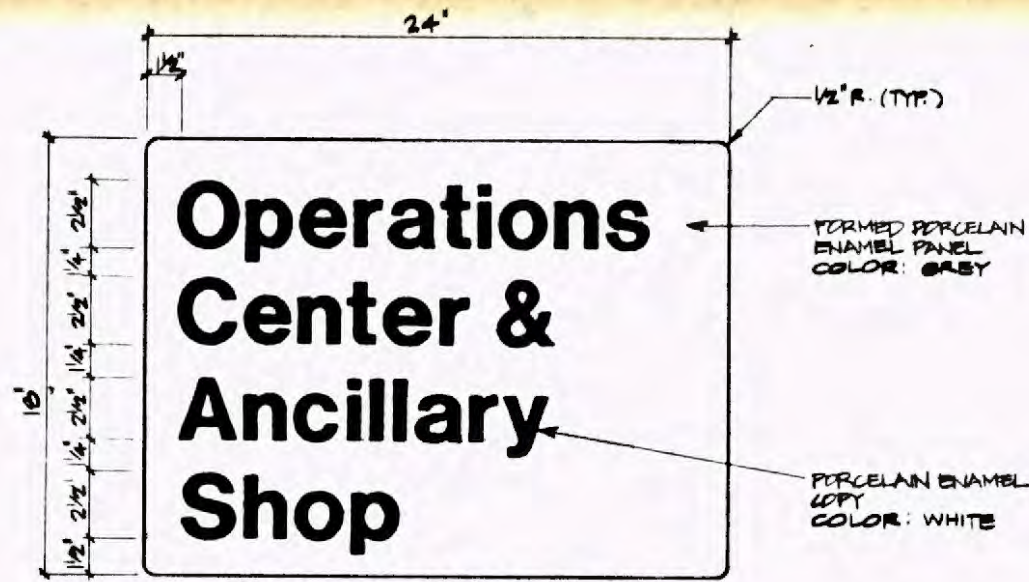
LOS ANGELES COUNTY TRANSPORTATION COMMISSION
 The Long Beach-Los Angeles Rail Transit Project

SANCHEZ KAMPS ASSOCIATES DESIGN
 Graphic Consultant
 60 W. Green Street
 Pasadena, CA 91105
 818/793-4017

Southern California Rail Consultants
 A Joint Venture of
 Parsons Brinckerhoff Quade & Douglas Inc.
 Kaiser Engineers (California) Inc.
 Daniel Mann Johnson & Mendenhall

SIGNAGE AND GRAPHICS
 RIGHT OF WAY,
 SIGN TYPE 54, 55, 56 & 58
 DESIGN DRAWING

CONTRACT NO R01-T01-H0860
 DRAWING NO: GS-7936
 REV SHEET NO: 32
 SCALE: AS NOTED

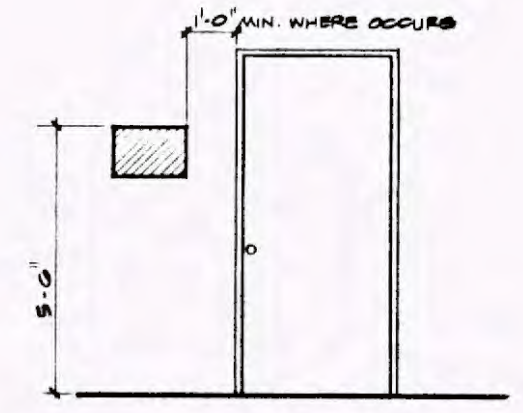
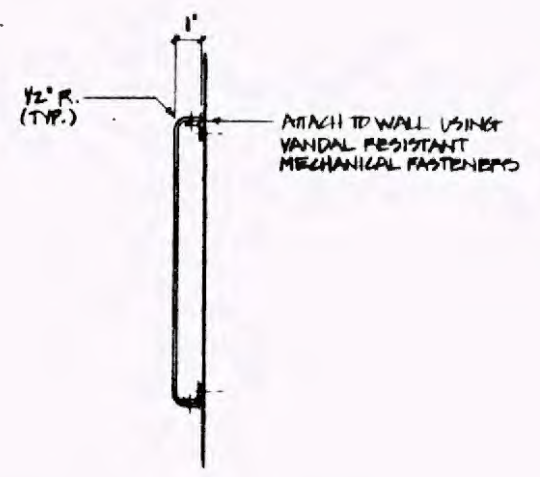
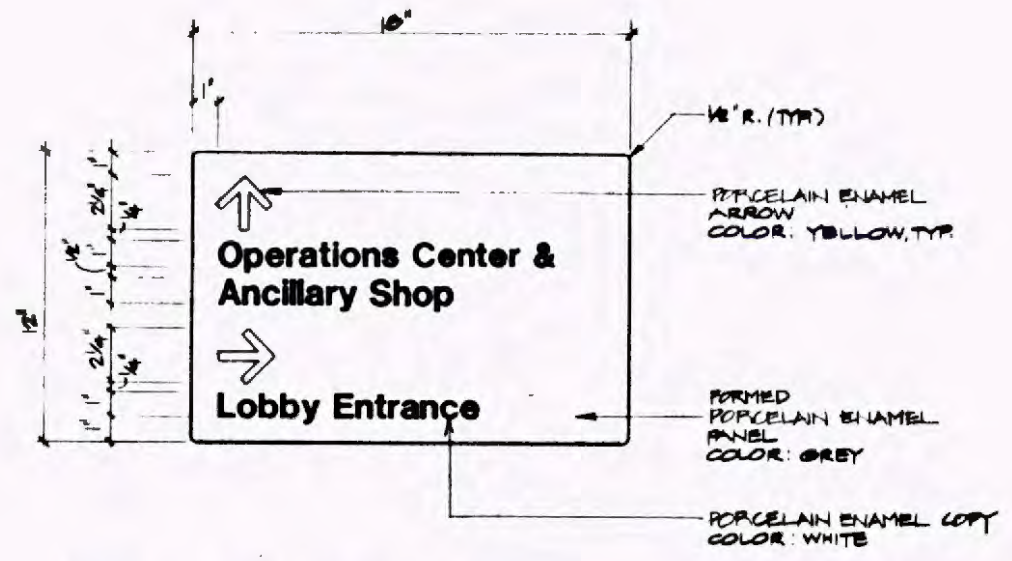


D ELEVATION
SCALE: 3/8" = 1'-0"

E SECTION
SCALE: 3/8" = 1'-0"

F ELEVATION
SCALE: 1/2" = 1'-0"

SIGN TYPE 61 - BUILDING I. D.



A ELEVATION
SCALE: 3/8" = 1'-0"

B SIDE
SCALE: 3/8" = 1'-0"

C ELEVATION
SCALE: 1/2" = 1'-0"

SIGN TYPE 64 - INFORMATION & DIRECTIONAL

Work Element
Physical Entry
Contract Designator
Cost Element
Project Number

REV	DATE	DESCRIPTION	BY	APP
2.20.89		ISSUED FOR BID		

Information confidential:
all plans, drawings, specifications, and/or information furnished herein shall remain the property of the Los Angeles County Transportation Commission and shall not be used for any purpose not provided for in agreements with the Los Angeles County Transportation Commission.

DESIGNED BY
J. STODDARD

DRAWN BY
ARJIS

CHECKED BY
S. GARDNER

APPROVED BY
[Signature]

DATE
FEBRUARY 20, 1989

LOS ANGELES COUNTY TRANSPORTATION COMMISSION
The Long Beach-Los Angeles Rail Transit Project

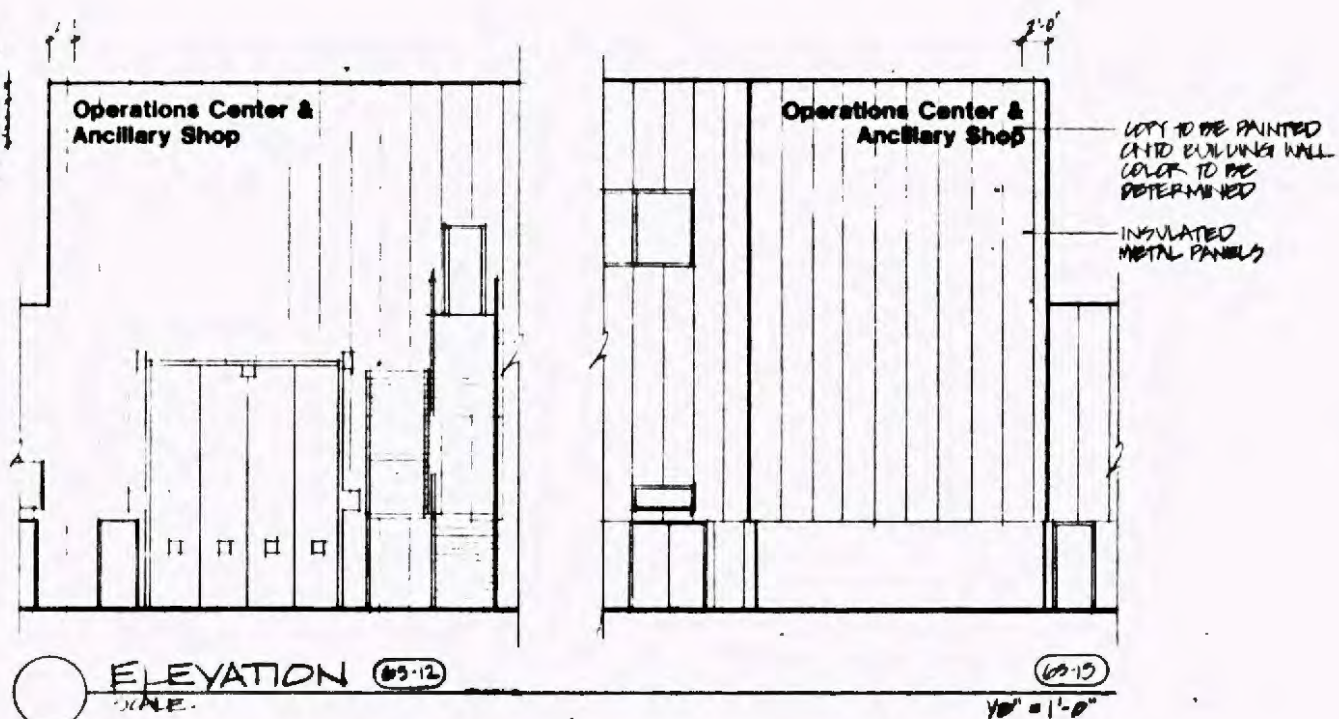
SANCHEZ KAMPS ASSOCIATES DESIGN
Graphic Consultant
60 W. Green Street
Pasadena, CA 91105
818/793-4017

TRANSCAL
Travel Consultants of Southern California

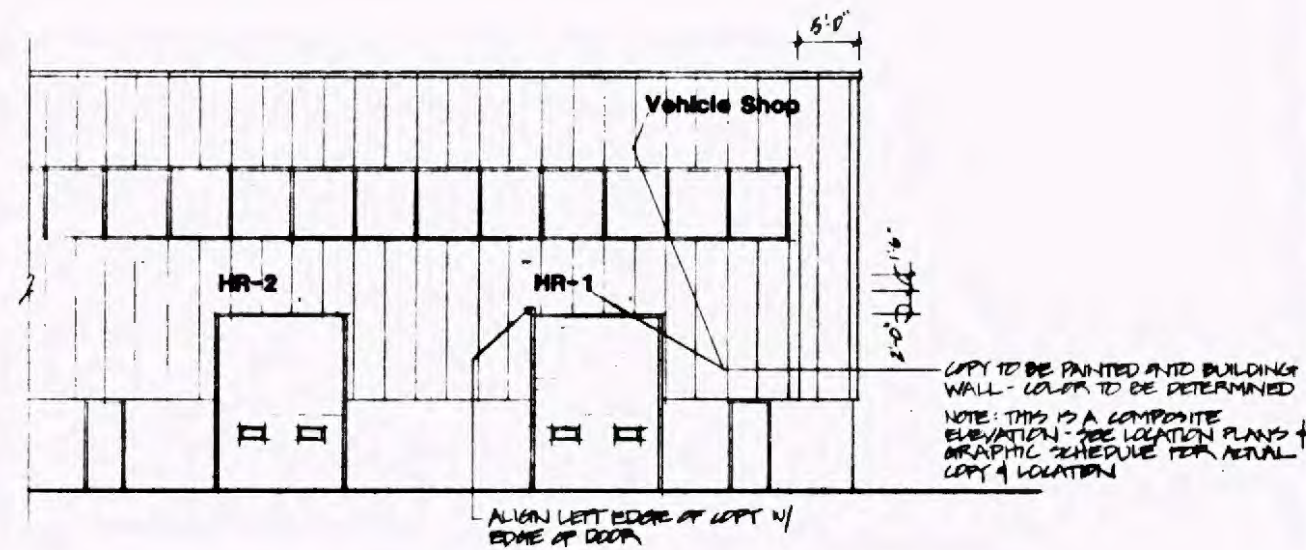
APPROVED: **[Signature]**

SIGNAGE AND GRAPHICS
MAIN YARD & SHOPS
SIGN TYPE 61/64
DESIGN DRAWING

CONTRACT NO. RD1-T01-H0860
DRAWING NO.
GS-7937
REV SHEET NO.
33
SCALE
AS NOTED

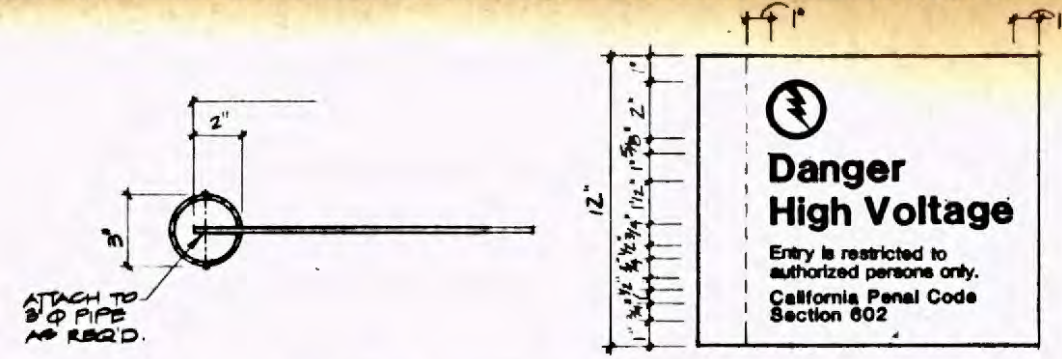


G ELEVATION (65-12) SCALE: 1/8" = 1'-0"

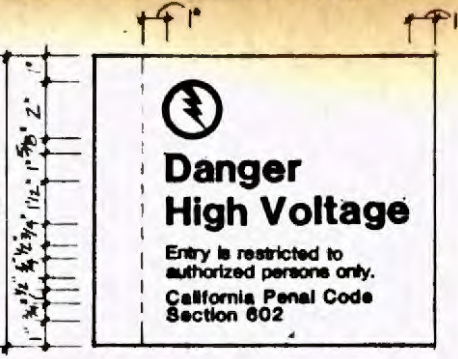


G ELEVATION (65-1) THRU (65-11) SIMILAR: (65-13) (65-14) SCALE: 1/8" = 1'-0"

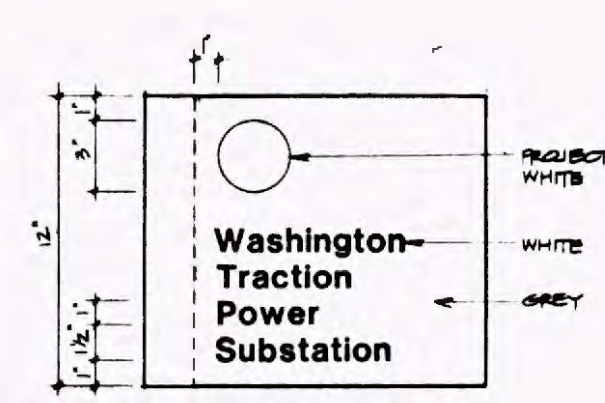
SIGN TYPE 65 - BUILDING AND TRACK I.D.



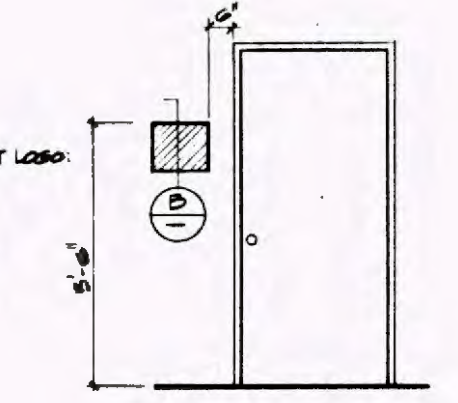
F PLAN - FLAG MOUNT SCALE: 3/8" = 1'-0"



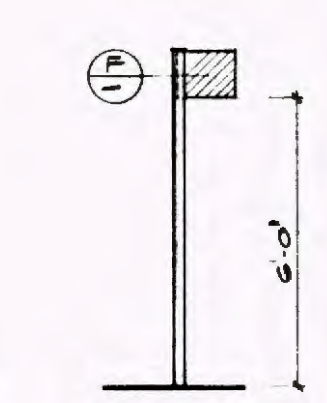
G COPY LAYOUT



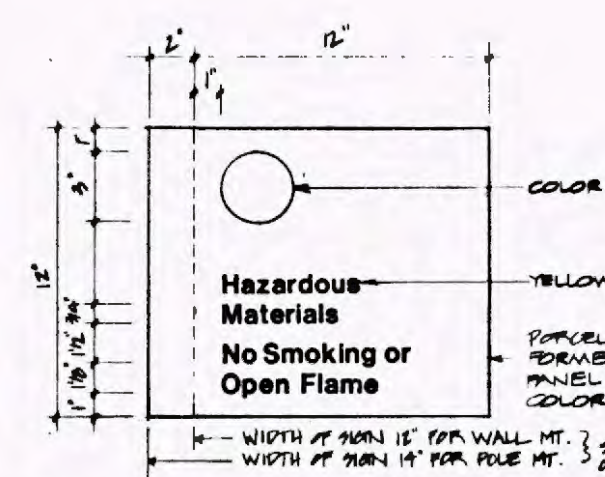
C COPY LAYOUT SCALE: 3/8" = 1'-0"



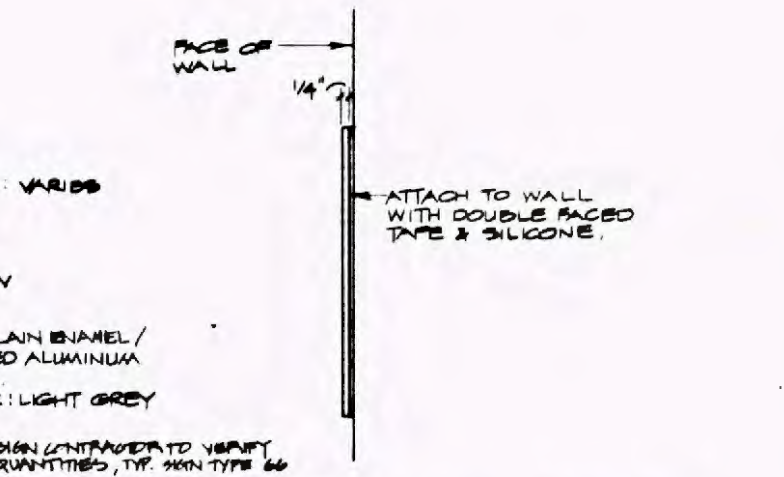
D WALL MOUNT SCALE: 1/2" = 1'-0"



E FLAG MOUNT SCALE: 1/2" = 1'-0"



A COPY LAYOUT SCALE: 3/8" = 1'-0"



B SIDE - WALL MOUNT SCALE: 3/8" = 1'-0"

SIGN TYPE 66 - WARNING & RESTRICTIVE

Work Element	
Phase Entry	
Contract Designator	
Cost Element	
Project Number	

DESIGNED BY J. J. VIVARD	Information contained in all plans, drawings, specifications, and/or information furnished herewith shall remain the property of the Los Angeles County Transportation Commission, and shall not be used for any purpose not provided for in agreements with the Los Angeles County Transportation Commission.
DRAWN BY ARIS	
CHECKED BY S. GONZALEZ	
APPROVED BY S. GONZALEZ	
DATE FEBRUARY 20, 1989	

LOS ANGELES COUNTY TRANSPORTATION COMMISSION
The Long Beach-Los Angeles Rail Transit Project

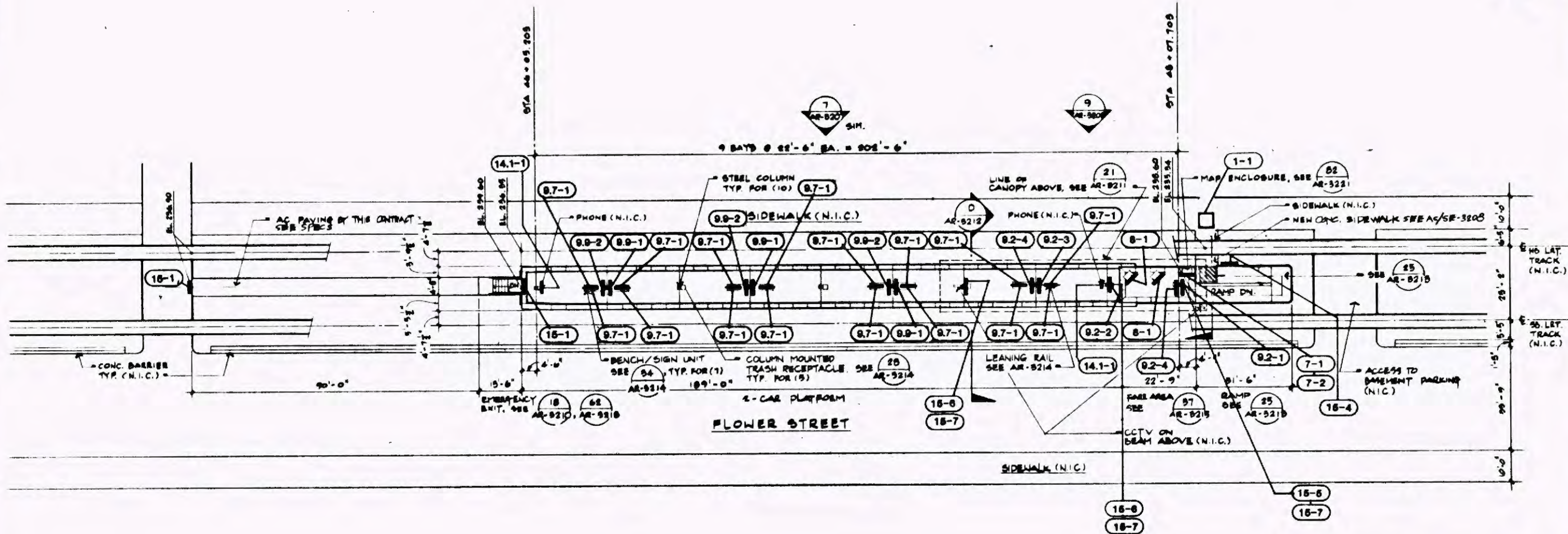
SANchez KAMPS ASSOCIATES DESIGN
Graphic Consultant
60 W. Green Street
Pasadena, CA 91105
818/793-4017

TRANSCAL
Transit Consultants of Southern California

APPROVED: *[Signature]*


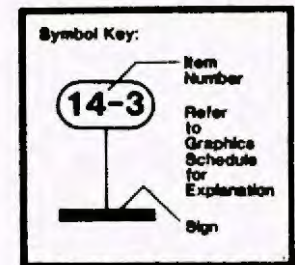
SIGNAGE AND GRAPHICS
MAIN YARD & SHOPS
SIGN TYPE 65/66
DESIGN DRAWING

CONTRACT NO. R01-T01-H0880
DRAWING NO. GS-7938
REV. SHEET NO. 34
SCALE AS NOTED



NOTE: "G1" AND "G5" REFERENCES ARE TO DRAWINGS WITHIN THIS SET. ANY REFERENCES TO DRAWINGS OTHER THAN SERIES "G1" OR "G5" REFER TO PREVIOUS SUBMITTALS.

- NOTE: CITY AUTHORIZATION REQUIRED TO MOUNT SIGN (14-3) ON CITY SIDEWALK.
- NOTE: (7-2) TO BE MOUNTED ON NEIGHBORHOOD MAP CASE.
- NOTE: SIGN TYPE (14-3) MOUNTED AT PUBLIC PHONE.



STATION PLAN - PICO
 1/4" = 1'-0"

Rev. No.	2.20.00	ISSUED FOR BID
Project Number		
Contract Description		
Reference City		
Work Element		

DESIGNED BY J. STEEDARD	Information furnished on all plans, drawings, specifications, and/or information furnished hereon shall remain the property of the Los Angeles County Transportation Commission and shall not be used for any purpose not provided for in agreements with the Los Angeles County Transportation Commission.
DRAWN BY K. ASELTINE	
CHECKED BY S. GARDNER	
APPROVED BY <i>[Signature]</i>	
DATE FEBRUARY 20, 1999	

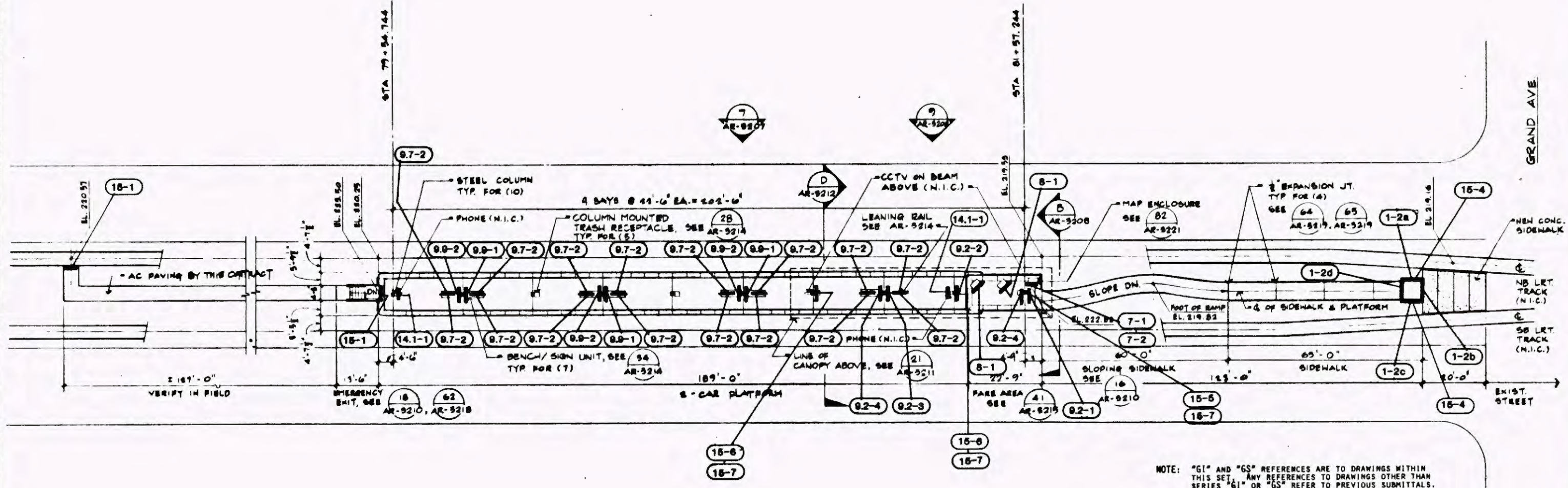
LOS ANGELES COUNTY TRANSPORTATION COMMISSION
 The Long Beach-Los Angeles Rail Transit Project

SANCHEZ KAMPS ASSOCIATES DESIGN
 Graphic Consultant
 60 W. Green Street
 Pasadena, CA 91105
 818/793-4017

TRANSCAL
 Transit Consultants of Southern California
 1. Joint 2. Project Development Guide & Budget 3. Design 4. Construction Administration & Management
 APPROVED: *[Signature]*

SIGNAGE AND GRAPHICS
 STATION SIGNAGE LOCATION PLAN
 STATION PLAN - PICO


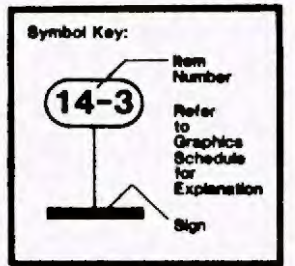
CONTRACT NO. R01-T01-H0880
DRAWING NO. GS-7950
REV. SHEET NO. 35
SCALE AS NOTED



NOTE: "G1" AND "G5" REFERENCES ARE TO DRAWINGS WITHIN THIS SET. ANY REFERENCES TO DRAWINGS OTHER THAN SERIES "G1" OR "G5" REFER TO PREVIOUS SUBMITTALS.

NOTE: (7-2) TO BE MOUNTED ON NEIGHBORHOOD MAP CASE.

NOTE: SIGN TYPE (15-1) MOUNTED AT PUBLIC PHONE.



STATION PLAN - GRAND

1/2" = 1'-0"

Block Element
Physical Entity
Contract Description
Cost Element

REV.	DATE	DESCRIPTION	BY	APP.
2.20.89		ISSUED FOR BID		

Information considered all plans, drawings, specifications, and/or information furnished herewith shall remain the property of the Los Angeles County Transportation Commission, and shall not be used for any purpose not provided for in agreement with the Los Angeles County Transportation Commission.

DESIGNED BY
J. STEPPARD

DRAWN BY
K. ASELTINE

CHECKED BY
D. GARDNER

APPROVED BY
[Signature]

DATE
FEBRUARY 26, 1989

LOS ANGELES COUNTY TRANSPORTATION COMMISSION
The Long Beach-Los Angeles Rail Transit Project

SANCHEZ KAMPS ASSOCIATES
Graphic Consultant
60 W. Green Street
Pasadena, CA 91105
818/793-4017

TRANSCAL
Special Consultants of Southern California

APPROVED: **[Signature]**

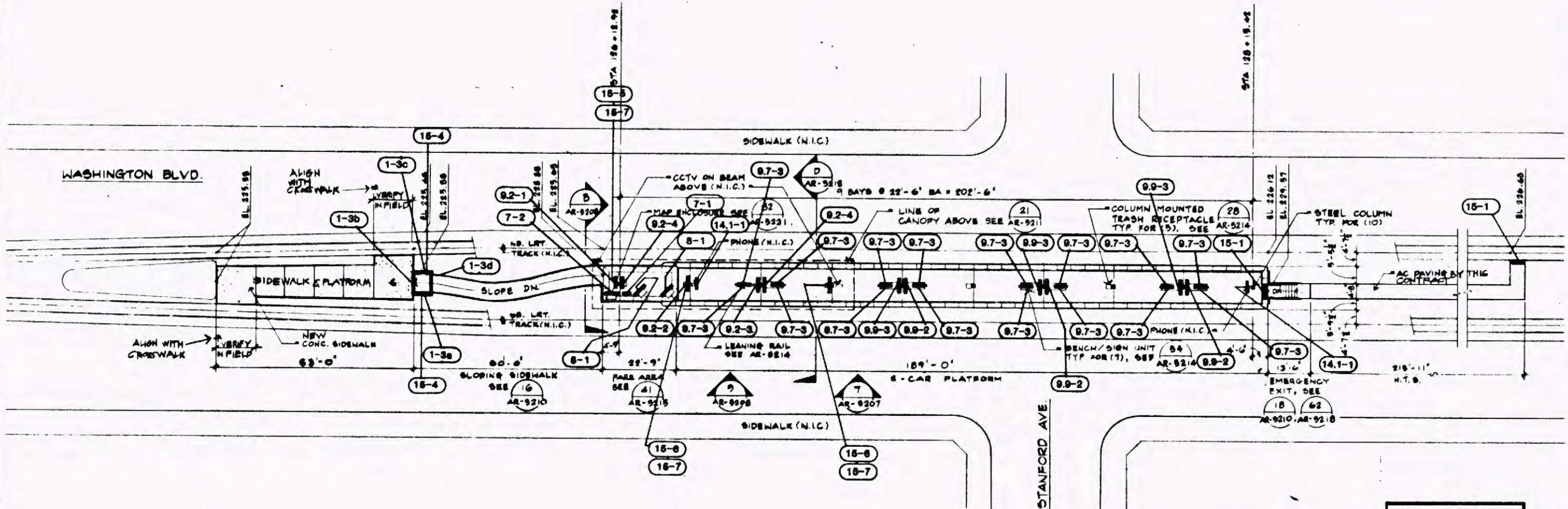
SIGNAGE AND GRAPHICS
STATION SIGNAGE LOCATION PLAN
STATION PLAN - GRAND

CONTRACT NO. R01-T01-H0889

DRAWING NO. **GS-7951**

REV. SHEET NO. **36**


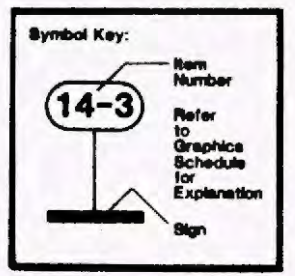
SCALE: **AS NOTED**



NOTE: (7-2) TO BE MOUNTED ON NEIGHBORHOOD MAP CASE.

NOTE: SIGN TYPE (11-3) MOUNTED AT PUBLIC PHONE.

NOTE: "G1" AND "G5" REFERENCES ARE TO DRAWINGS WITHIN THIS SET. ANY REFERENCES TO DRAWINGS OTHER THAN SERIES "G1" OR "G5" REFER TO PREVIOUS SUBMITTALS.



STATION PLAN - SAN PEDRO

1/8" = 1'-0"

Sheet Number
Phase
Contract Description
Cost Code

REV.	DATE	DESCRIPTION	BY	APP.
2.20.88		ISSUED FOR BID		

DESIGNED BY
J. STUART

DRAWN BY
K. ADELTINE

CHECKED BY
S. GARDNER

APPROVED BY
[Signature]

DATE
FEBRUARY 25, 1988

LOS ANGELES COUNTY TRANSPORTATION COMMISSION
The Long Beach-Los Angeles Rail Transit Project

SANCHEZ KAMPS ASSOCIATES Graphic Consultant
60 W. Green Street
Pasadena, CA 91105
818/793-4017

TRANSCAL Transit Consultants of Southern California

APPROVED: **[Signature]**

SIGNAGE AND GRAPHICS
STATION SIGNAGE LOCATION PLAN
STATION PLAN - SAN PEDRO

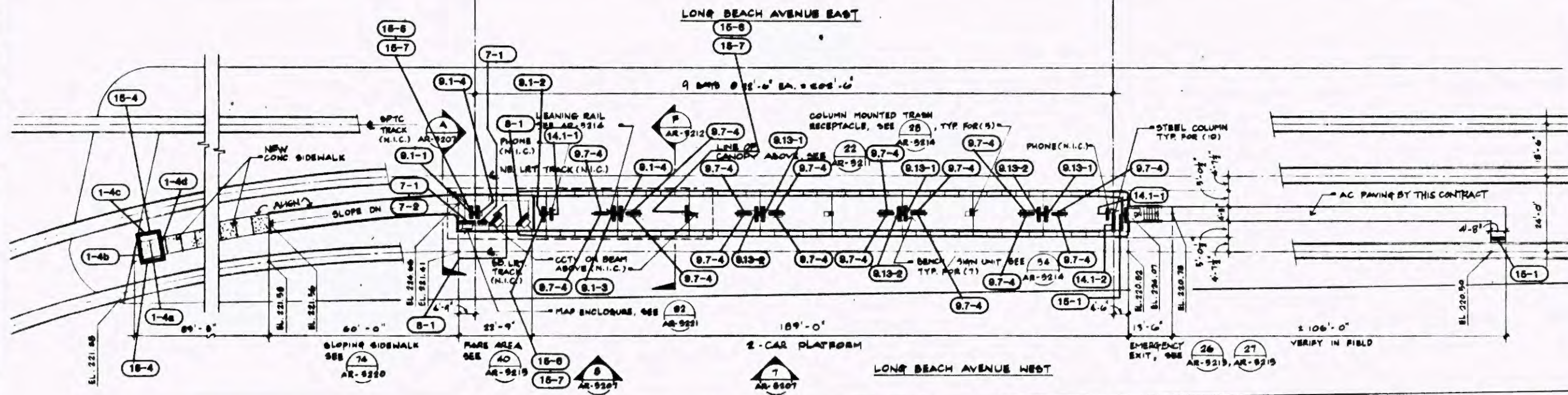
CONTRACT NO. R01-701-H0860
DRAWING NO. **GS-7952**
REV. SHEET NO. **37**
SCALE: **AS NOTED**



WASHINGTON BLVD

STA 54+68.00


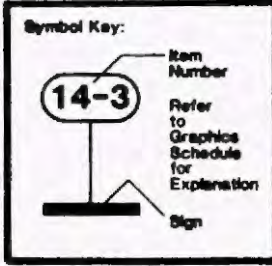
STA 56+70.50



NOTE: (7-2) TO BE MOUNTED ON NEIGHBORHOOD MAP CASE.

NOTE: SIGN TYPE (15-5) MOUNTED AT PUBLIC PHONE.

NOTE: "G1" AND "G5" REFERENCES ARE TO DRAWINGS WITHIN THIS SET. ANY REFERENCES TO DRAWINGS OTHER THAN SERIES "G1" OR "G5" REFER TO PREVIOUS SUBMITTALS.



STATION PLAN - WASHINGTON

1/8" = 1'-0"

Rev	2.20.88	ISSUED FOR BID
Date	2.20.88	ISSUED FOR BID
By		
App		

DESIGNED BY
J. STEPPARD

DRAWN BY
K. ASELTINE

CHECKED BY
S. B. ROSE

APPROVED BY

FEBRUARY 20, 1988

LOS ANGELES COUNTY TRANSPORTATION COMMISSION
The Long Beach-Los Angeles Rail Transit Project

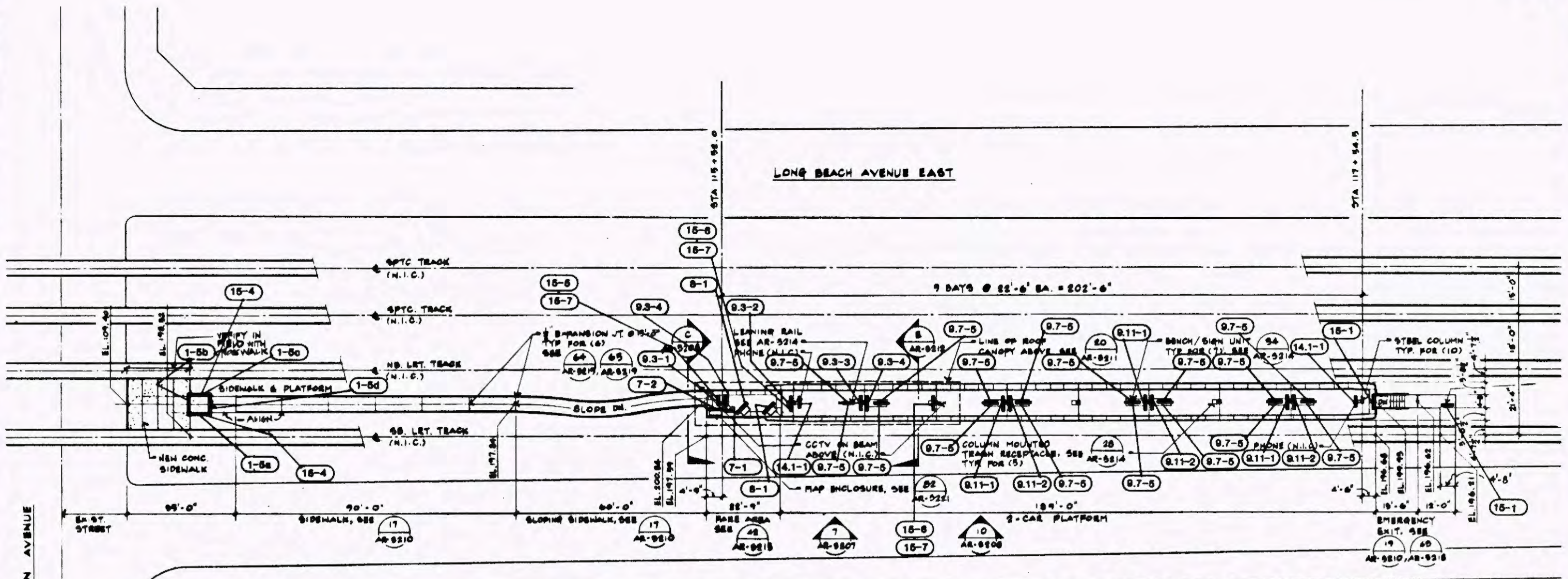
SANchez KAMPS
Graphic Consultant
60 W. Green Street
Pasadena, CA 91105
818/793-4017

TRANSCAL
Trans Consultants of Southern California

APPROVED:

SIGNAGE AND GRAPHICS
STATION SIGNAGE LOCATION PLAN
STATION PLAN - WASHINGTON

CONTRACT NO. R01-T01-H0860
DRAWING NO. GS-7953
REV. SHEET NO. 38
SCALE AS NOTED


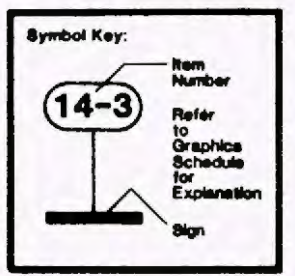


STATION PLAN - VERNON

1/8" = 1'-0"

NOTE: SIGN TYPE (14-3) MOUNTED AT PUBLIC PHONE.

NOTE: "G1" AND "G5" REFERENCES ARE TO DRAWINGS WITHIN THIS SET. ANY REFERENCES TO DRAWINGS OTHER THAN SERIES "G1" OR "G5" REFER TO PREVIOUS SUBMITTALS.



Contract Description
 Work Element
 Physical Facility
 Contract Description
 Work Element
 Physical Facility

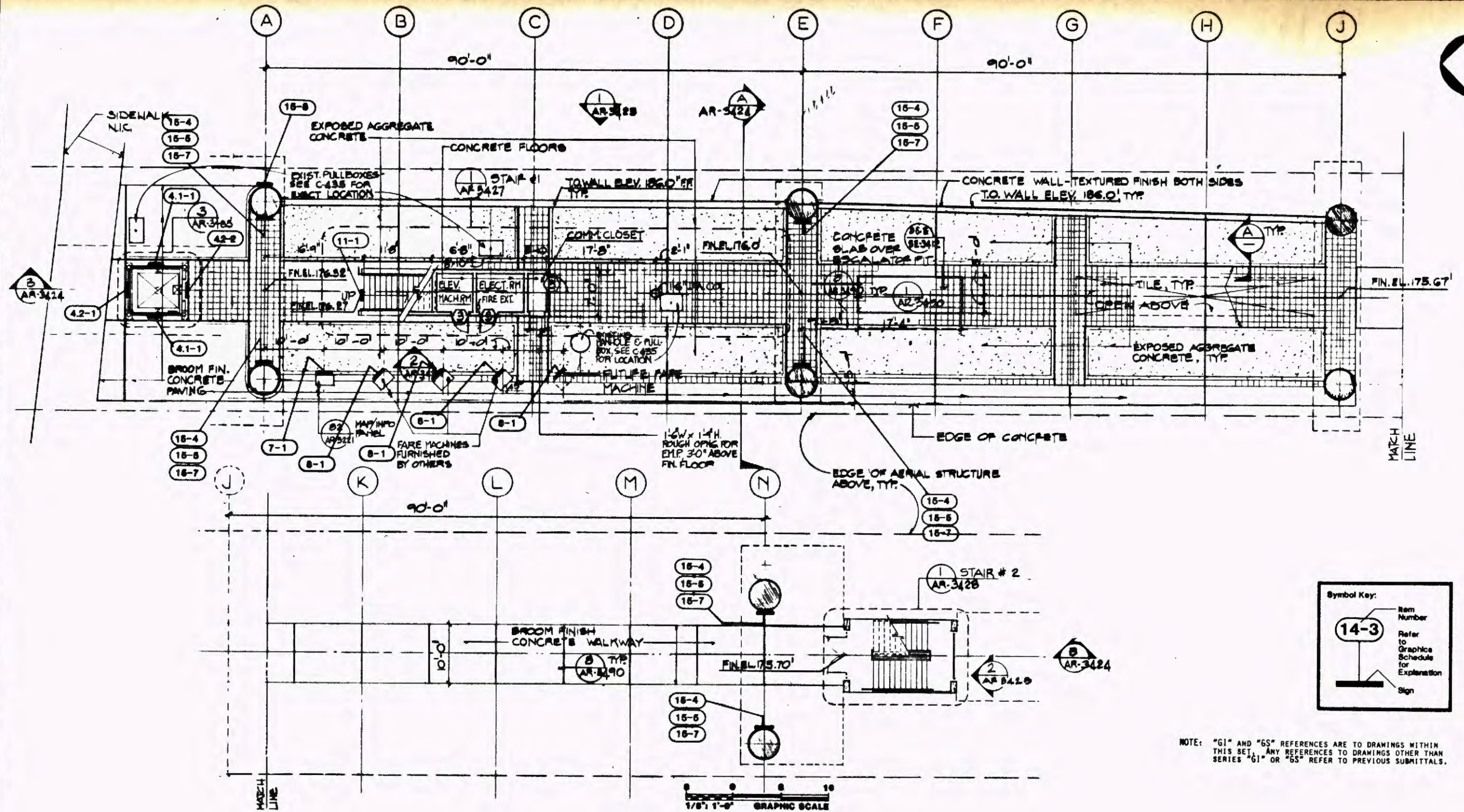
REV.	DATE	DESCRIPTION	BY	APP.
2.20.89		ISSUED FOR BID		

DESIGNED BY
J. STODARD
 DRAWN BY
K. ABELTINE
 CHECKED BY
S. GARDNER
 APPROVED BY
[Signature]
 DATE
FEBRUARY 20, 1989

LOS ANGELES COUNTY TRANSPORTATION COMMISSION
 The Long Beach-Los Angeles Rail Transit Project
SANCHEZ KAMPS Graphic Consultant
 40 W. Green Street
 PASADENA, CA 91105
 818/793-4017
 SUBMITTED: **[Signature]** APPROVED: **[Signature]**

SIGNAGE AND GRAPHICS
STATION SIGNAGE LOCATION PLAN
STATION PLAN - VERNON

CONTRACT NO. R61-Y01-M0800
 DRAWING NO. **GS-7954**
 REV. SHEET NO. **39**
 SCALE: **AS NOTED**



Symbol Key:

- 14-3: Rem Number Refer to Graphics Schedule for Explanation
- Sign: Sign

NOTE: "G1" AND "G5" REFERENCES ARE TO DRAWINGS WITHIN THIS SET. ANY REFERENCES TO DRAWINGS OTHER THAN SERIES "G1" OR "G5" REFER TO PREVIOUS SUBMITTALS.

LOS ANGELES COUNTY TRANSPORTATION COMMISSION
The Long Beach-Los Angeles Rail Transit Project

SANCHEZ KAMPS ASSOCIATES DESIGN
Graphic Consultant
60 W. Green Street
Pasadena, CA 91105
818/793-4017

TRANSCAL
Special Consultants of Southern California

DESIGNED BY: J. STODARD
DRAWN BY: K. ASSETINE
CHECKED BY: S. GARDNER
APPROVED BY: [Signature]
FEBRUARY 25, 1999

SUBMITTED: [Signature]

APPROVED: [Signature]

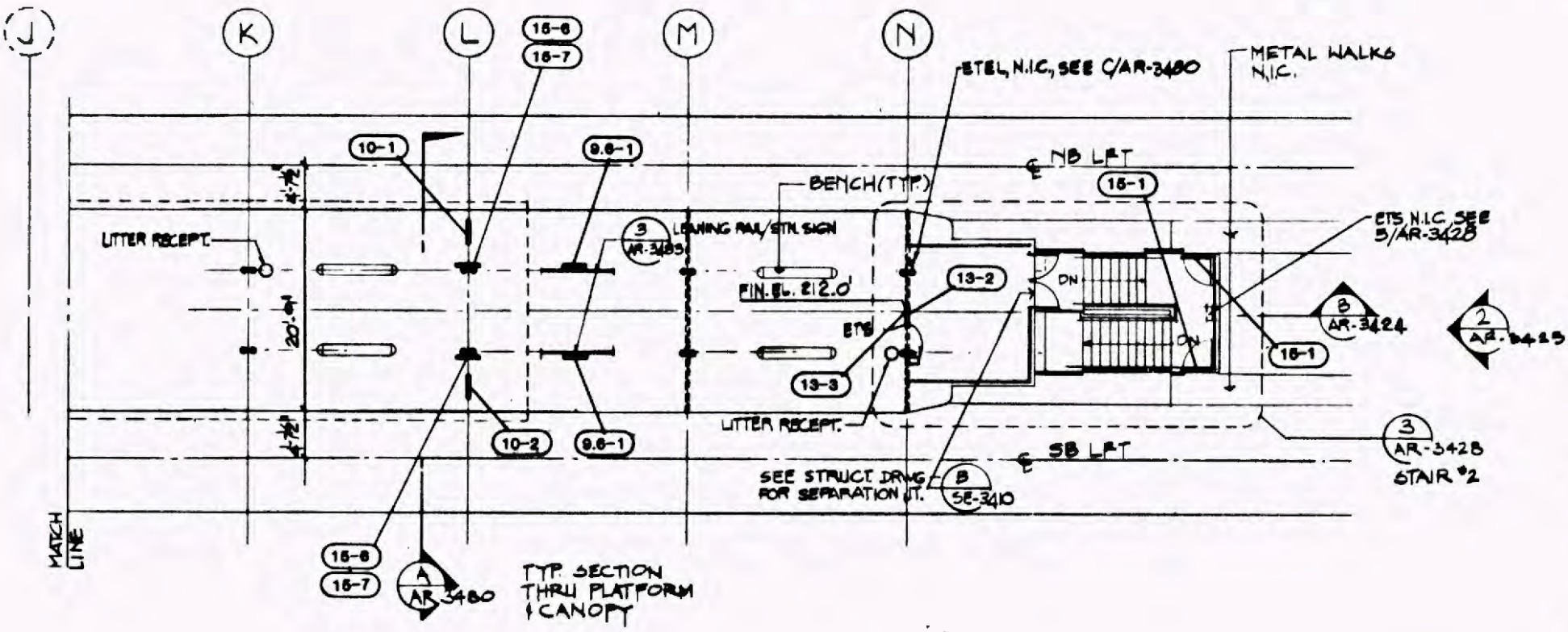
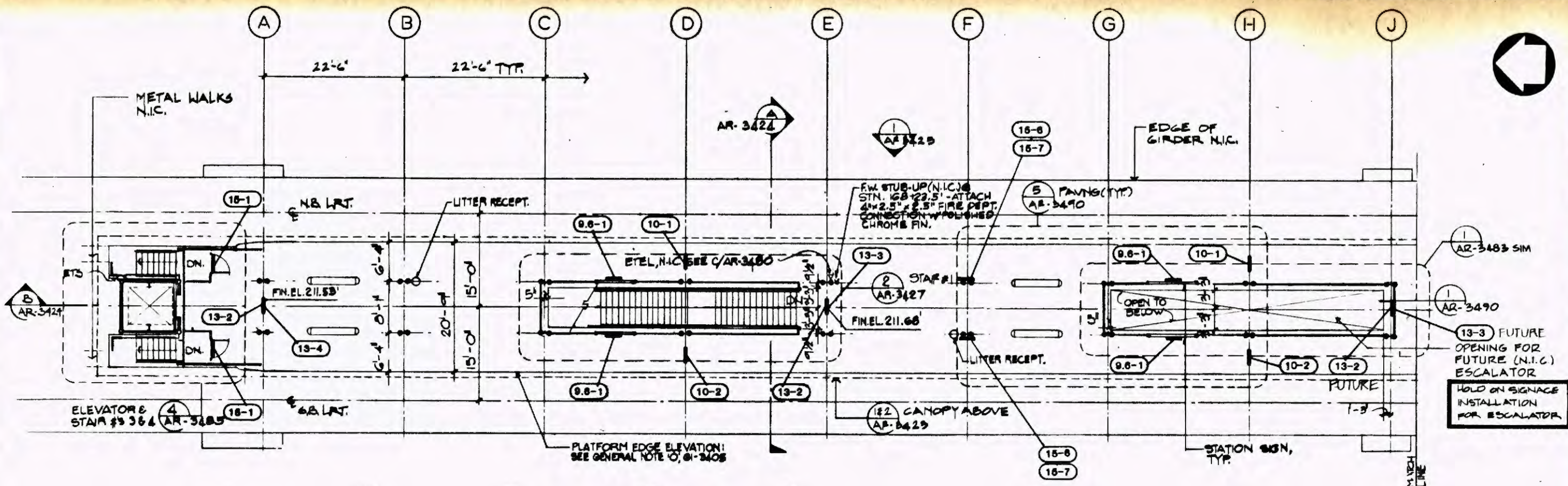
SIGNAGE AND GRAPHICS
STATION SIGNAGE LOCATION PLAN
SLAUSON STATION
STREET LEVEL PLAN

CONTRACT NO R01-T01-H0860	
DRAWING NO GS-7955	
REV.	SHEET NO. 40
SCALE AS NOTED	

Project Number	2_90.89
Issue Date	ISSUED FOR BID
Project Name	SLAUSON STATION
Project Location	SLAUSON STATION
Project Status	ISSUED FOR BID

REV.	DATE	DESCRIPTION	BY	APP.

Information supplied in all plans, drawings, specifications, and/or information furnished herewith shall remain the property of the Los Angeles County Transportation Commission and shall not be used for any purpose not provided for in agreements with the Los Angeles County Transportation Commission.



Symbol Key:

- 14-3 (in circle) Item Number
- 14-3 (in circle) Refer to Graphics Schedule for Explanation
- 14-3 (in circle) Sign

NOTE: "G1" AND "G5" REFERENCES ARE TO DRAWINGS WITHIN THIS SET. ANY REFERENCES TO DRAWINGS OTHER THAN SERIES "G1" OR "G5" REFER TO PREVIOUS SUBMITTALS.

NOTE: LOCATE ONE SIGN TYPE 14-1-1 AT EACH EMERGENCY PHONE LOCATION.

NOTE: SIGN TYPE (14-3) MOUNTED AT PUBLIC PHONE.



Work Element
Physical Entity
Contract Description
Cost Element
Project Number

REV.	DATE	DESCRIPTION	BY	APP.
2.20.89	ISSUED FOR BID			

Information contained on all plans, drawings, specifications, and/or correspondence furnished herewith shall remain the property of the Los Angeles County Transportation Commission. It shall be held confidential and shall not be used for any purpose not provided for in agreements with the Los Angeles County Transportation Commission.

DESIGNED BY: J. STODDARD
 DRAWN BY: K. ACIELLINE
 CHECKED BY: S. GARDNER
 APPROVED BY: [Signature]
 DATE: FEBRUARY 20, 1989

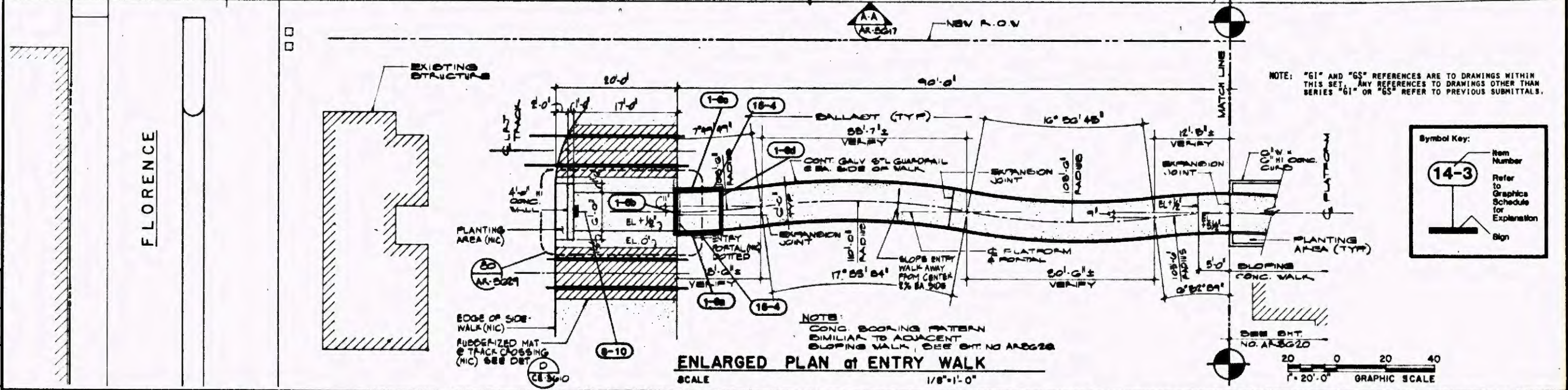
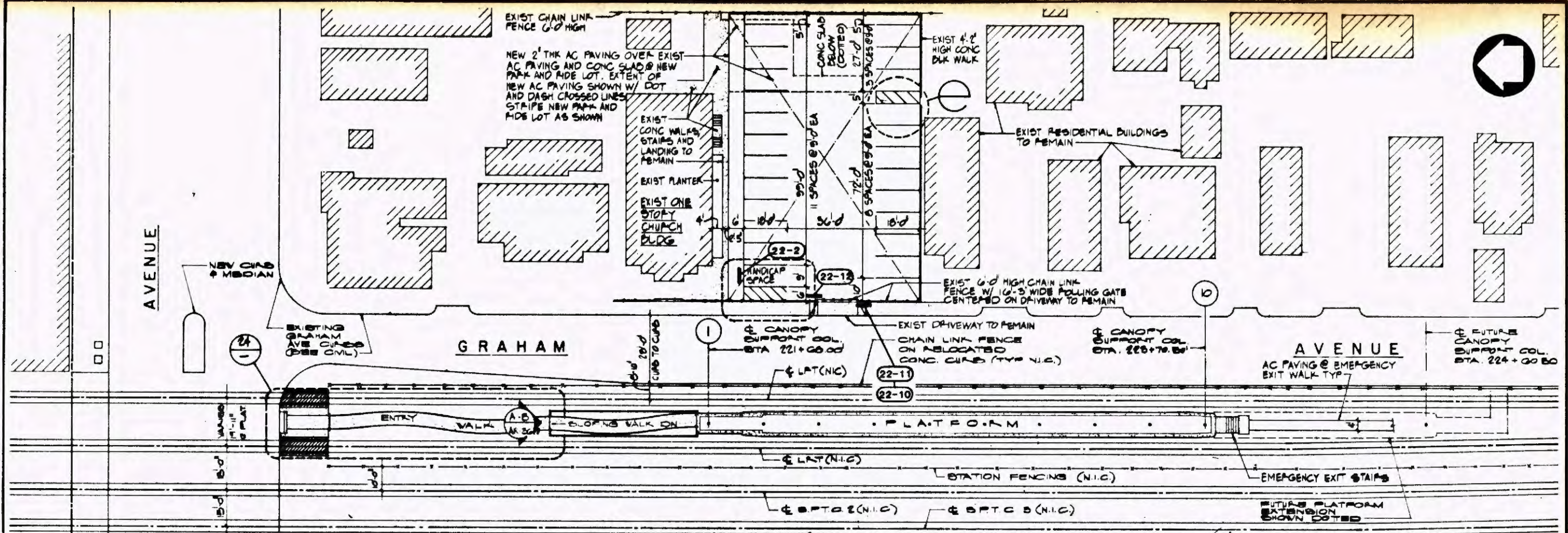
LOS ANGELES COUNTY TRANSPORTATION COMMISSION
 The Long Beach-Los Angeles Rail Transit Project

SANCHEZ KAMPS ASSOCIATES DESIGN
 Graphic Consultant
 60 W. Green Street
 Pasadena, CA 91105
 818/793-4017

TRANSCAL
 Transit Consultants of Southern California
 A Joint Venture of Parsons Brinckerhoff Douglas & Leighton Inc. and Transcal Associates Inc.
 APPROVED: [Signature]

SIGNAGE AND GRAPHICS
STATION SIGNAGE LOCATION PLAN
SLAUSON STATION
PLATFORM LEVEL PLAN

CONTRACT NO R01-Y01-H0860
 DRAWING NO GS-7956
 REV SHEET NO 41
 SCALE AS NOTED



NOTE: "G1" AND "G5" REFERENCES ARE TO DRAWINGS WITHIN THIS SET. ANY REFERENCES TO DRAWINGS OTHER THAN SERIES "G1" OR "G5" REFER TO PREVIOUS SUBMITTALS.

Symbol Key:

- Item Number
- Refer to Graphics Schedule for Explanation
- Sign

ENLARGED PLAN of ENTRY WALK
SCALE 1/8"=1'-0"

Work Element	
Physical Layout	
Contract Negotiation	
Cost Element	
Project Number	

REV.	DATE	DESCRIPTION	BY	APP.
2.20.80		ISSUED FOR BID		

Information furnished on all plans, drawings, specifications, and/or instructions furnished herewith shall remain the property of the Los Angeles County Transportation Commission and shall not be used for any purpose not provided for in agreement with the Los Angeles County Transportation Commission.

DESIGNED BY
J. STODARD

DRAWN BY
K. ASBELTINE

CHECKED BY
S. GARDNER

APPROVED BY
[Signature]

DATE
FEBRUARY 20, 1980

LOS ANGELES COUNTY TRANSPORTATION COMMISSION
The Long Beach-Los Angeles Rail Project

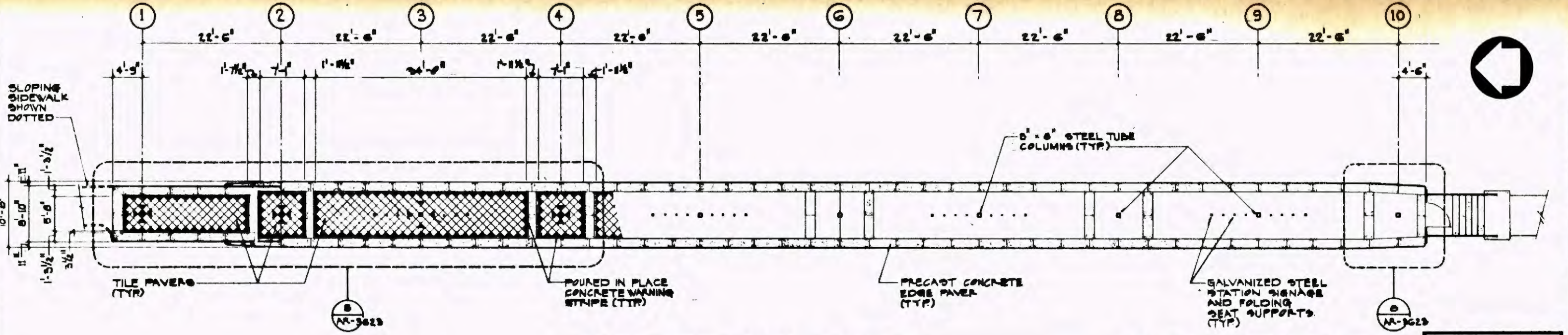
SANCHEZ KAMPS Graphic Consultant
60 W. Green Street
Pasadena, CA 91105
818/793-4017

TRANSCAL Transit Consultants of Southern California

SUBMITTED: **[Signature]** APPROVED: **[Signature]**

SIGNAGE AND GRAPHICS
STATION SIGNAGE LOCATION PLAN
FLORENCE STATION - SITE PLAN

CONTRACT NO R01-T01-H0860	
DRAWING NO GS-7957	
REV.	SHEET NO. 42
SCALE AS NOTED	

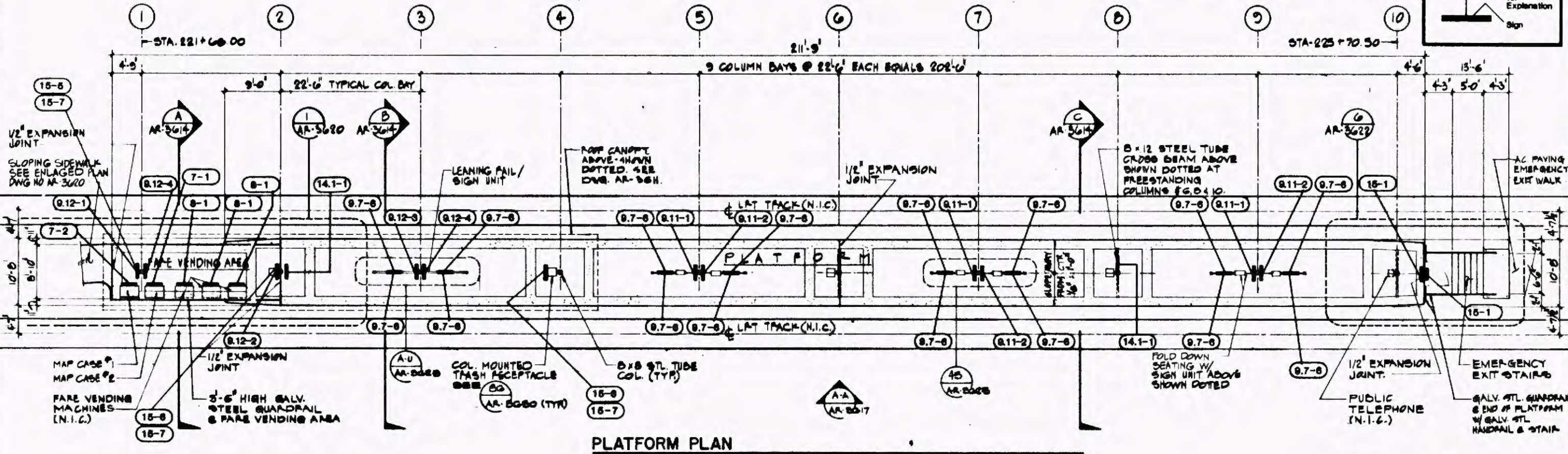


PLATFORM PAVING PLAN - NOT IN WORK

NOTE: SIGN TYPE (14-3) MOUNTED AT PUBLIC PHONE.

NOTE: "G1" AND "GS" REFERENCES ARE TO DRAWINGS WITHIN THIS SET. ANY REFERENCES TO DRAWINGS OTHER THAN SERIES "G1" OR "GS" REFER TO PREVIOUS SUBMITTALS.

Symbol Key:
 Item Number
 Refer to Graphics Schedule for Explanation
 Sign



PLATFORM PLAN



Work Element	
Physical Entity	
Contract Description	
Cost Element	
Project Number	

REV.	DATE	DESCRIPTION	BY	APP.
2	20.89	ISSUED FOR BID		

DESIGNED BY
J. STIPPOARD

DRAWN BY
K. ASSETINE

CHECKED BY
S. GARDNER

APPROVED BY
[Signature]

DATE
FEBRUARY 26, 1999

LOS ANGELES COUNTY TRANSPORTATION COMMISSION
The Long Beach-Los Angeles Rail Transit Project

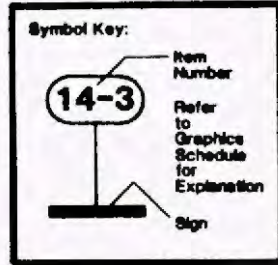
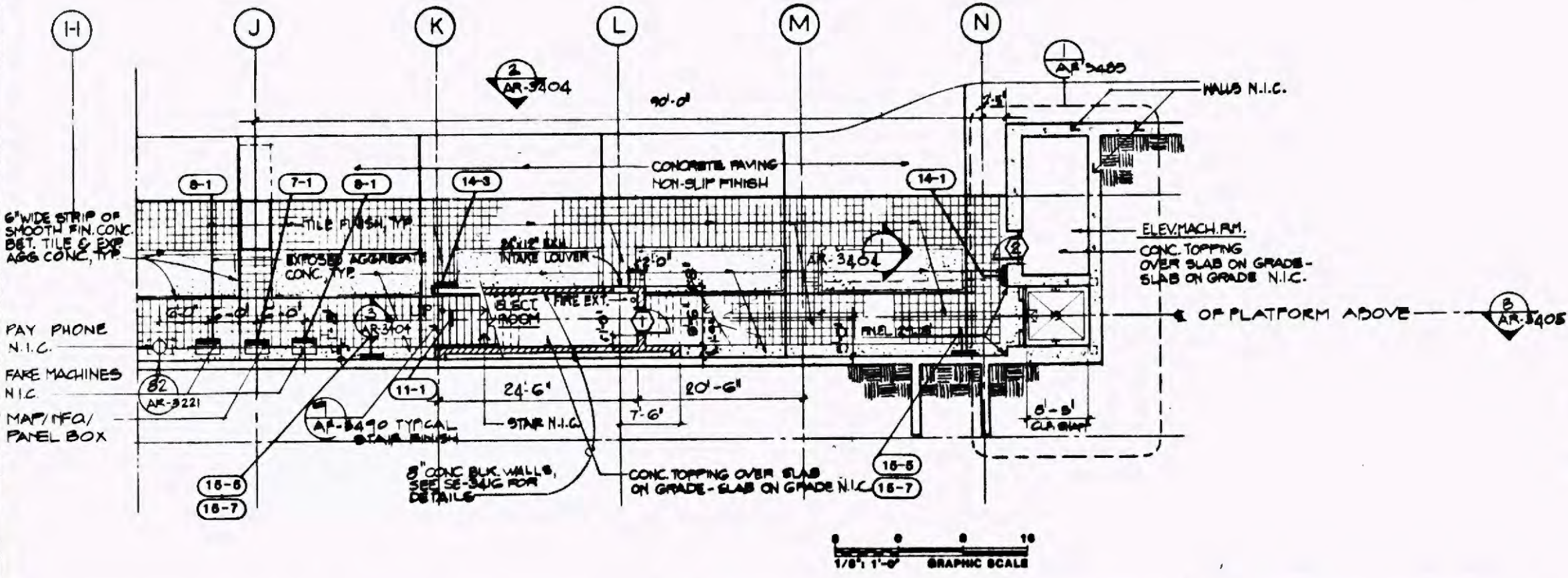
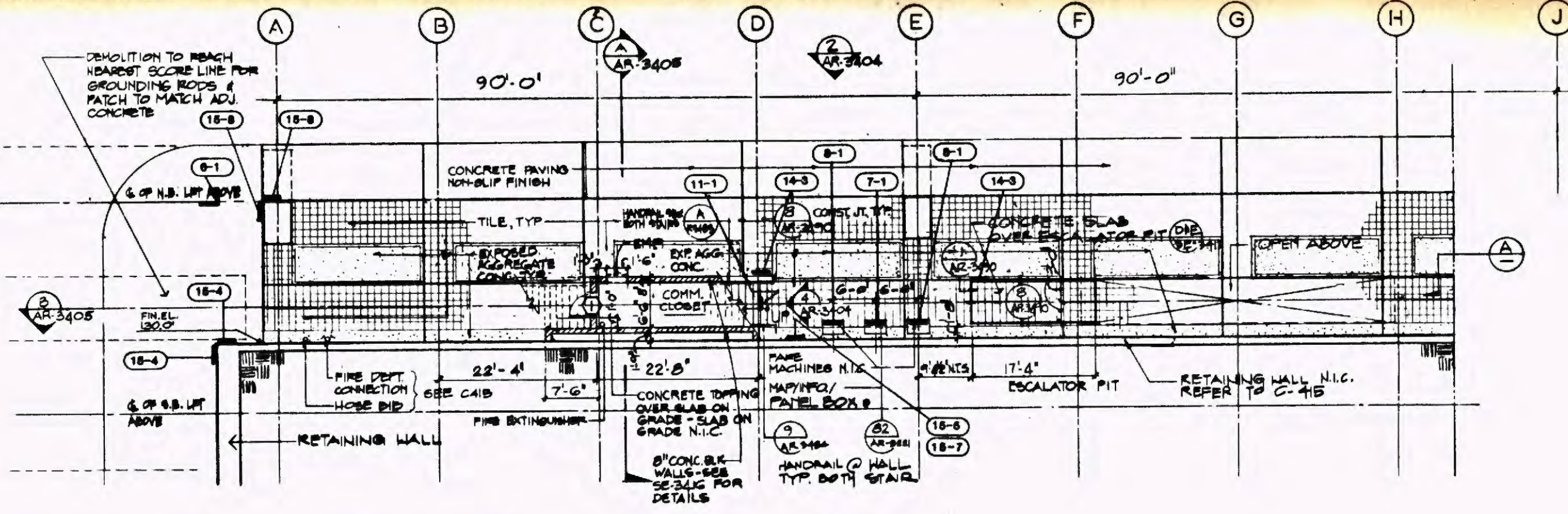
SANchez KAMPS ASSOCIATES DESIGN
Graphic Consultant
60 W. Green Street
Pasadena, CA 91105
818/793-4017

TRACAL
Special Consultants of Southern California

APPROVED: [Signature]

SIGNAGE AND GRAPHICS
STATION SIGNAGE LOCATION PLAN
FLORENCE STATION
PLATFORM PLAN

CONTRACT NO.	RD1-T01-H0860
DRAWING NO.	GS-7958
REV.	SHEET NO. 43
SCALE	AS NOTED



NOTE: "G1" AND "G5" REFERENCES ARE TO DRAWINGS WITHIN THIS SET. ANY REFERENCES TO DRAWINGS OTHER THAN SERIES "G1" OR "G5" REFER TO PREVIOUS SUBMITTALS.

NOTE: SIGN TYPE (14-3) MOUNTED AT PUBLIC PHONE.



Work	Checked
Physical	Library
Project	Number
Project	Number

REV.	DATE	DESCRIPTION	BY	APP.
2.20.89		ISSUED FOR BID		

DESIGNED BY
J. STODDARD

DRAWN BY
K. KSELTINE

CHECKED BY
S. SANDNER

APPROVED BY
[Signature]

DATE
FEBRUARY 28, 1989

Information concerning all plans, drawings, specifications, and/or information furnished herewith shall remain the property of the Los Angeles County Transportation Commission. This information shall be held confidential and shall not be used for any purpose not provided for in agreement with the Los Angeles County Transportation Commission.

LOS ANGELES COUNTY TRANSPORTATION COMMISSION
The Long Beach-Los Angeles Rail Transit Project

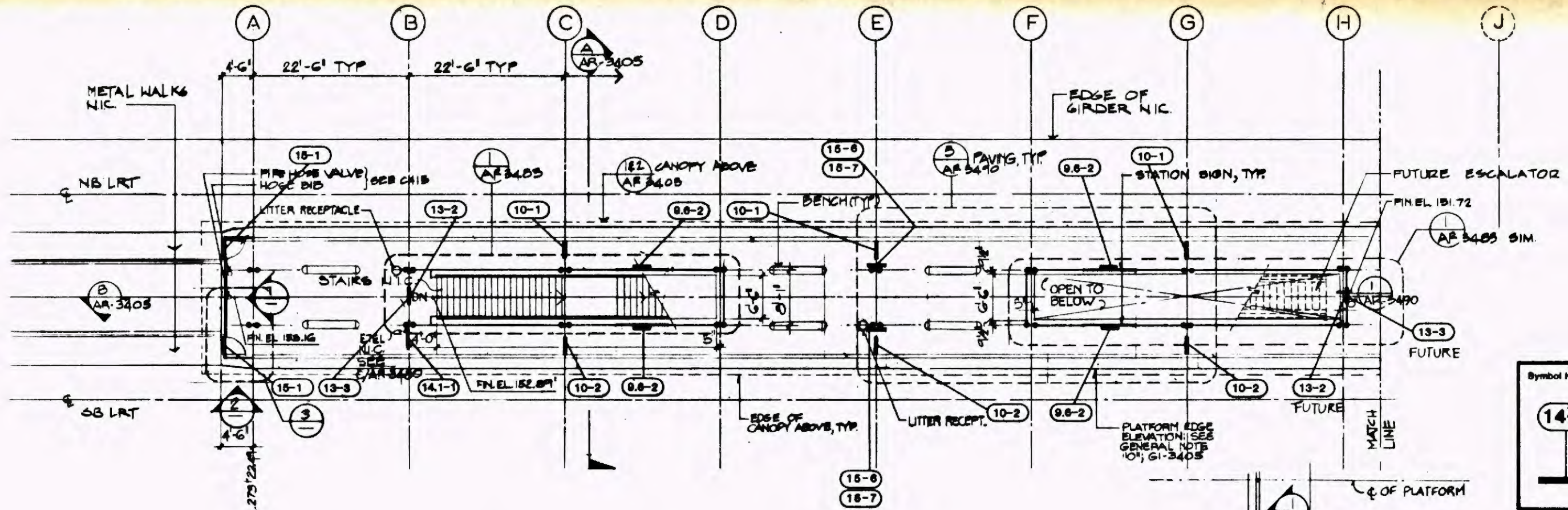
SANCHEZ KAMPS Graphic Consultant
60 W. Green Street
Pasadena, CA 91105
DESIGN 818/793-4017

TRANSCAL
TRANSCAL Transit Consultants of Southern California
A Joint Venture of
© Parsons Brinckerhoff Quade & Douglas, Inc.
© Design, Mann, Johnson & Mendenhall
© Noble Engineers Corporation
© San Francisco Consulting Management

APPROVED: [Signature]

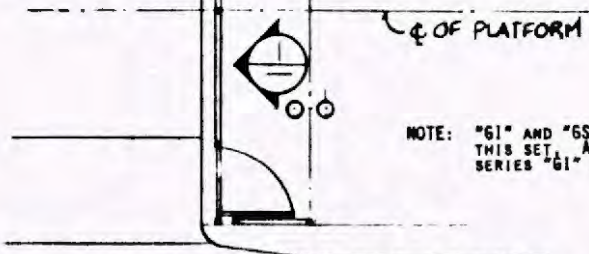
SIGNAGE AND GRAPHICS
STATION SIGNAGE LOCATION PLAN
FIRESTONE STATION
STREET LEVEL PLAN

CONTRACT NO	R01-T01-H0890
DRAWING NO.	GS-7959
REV.	SHEET NO.
	44
SCALE	AS NOTED



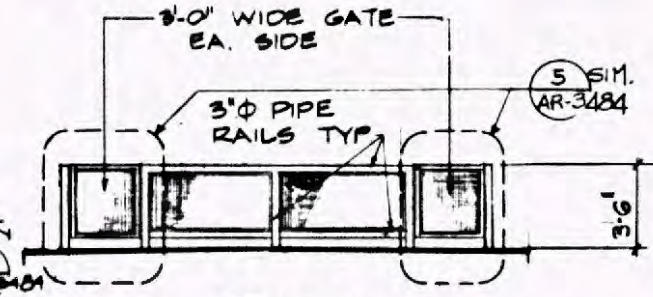
Symbol Key:

	Item Number
	Refer to Graphics Schedule for Explanation
	Sign



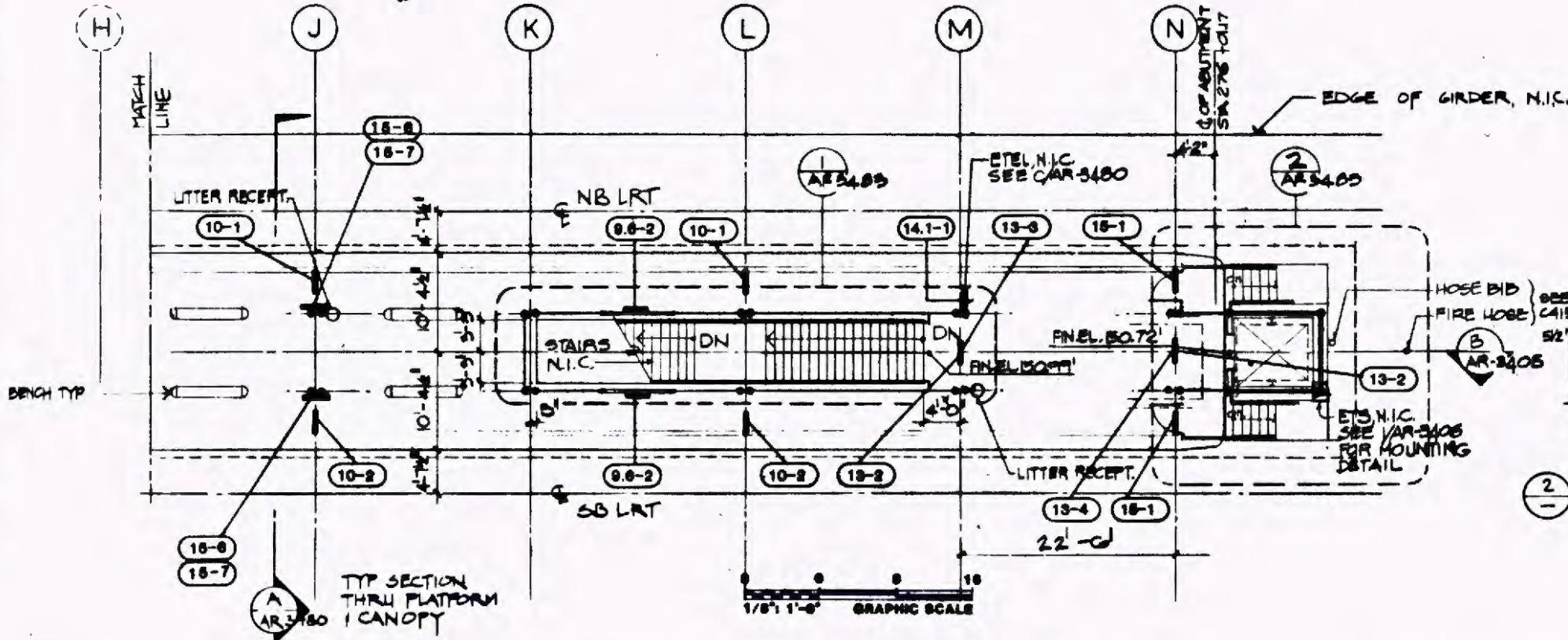
NOTE: "61" AND "65" REFERENCES ARE TO DRAWINGS WITHIN THIS SET. ANY REFERENCES TO DRAWINGS OTHER THAN SERIES "61" OR "65" REFER TO PREVIOUS SUBMITTALS.

② ③ GUARDRAIL PLAN @ END OF PLATFORM
SCALE: 1/4" = 1'-0"



② ELEVATION S. END OF PLATFORM
SCALE: 1/4" = 1'-0"

① ELEVATION - SOUTH END OF PLATFORM
SCALE: 1/4" = 1'-0"



Work	Checked
Physical	Checked
Contract	Checked
Design	Checked
Approval	Checked

REV.	DATE	DESCRIPTION	BY	APP.
2.20.89		ISSUED FOR BID		

Information contained on these drawings, specifications, and other information furnished herewith shall remain the property of the Los Angeles County Transportation Commission. It shall be held confidential and shall not be used for any purpose not provided for in agreements with the Los Angeles County Transportation Commission.

DESIGNED BY: J. STEWARD
 DRAWN BY: K. MELTINE
 CHECKED BY: S. GARDNER
 APPROVED BY: J. HARRISON
 DATE: FEBRUARY 29, 1989

LOS ANGELES COUNTY TRANSPORTATION COMMISSION
 The Long Beach-Los Angeles Rail Transit Project

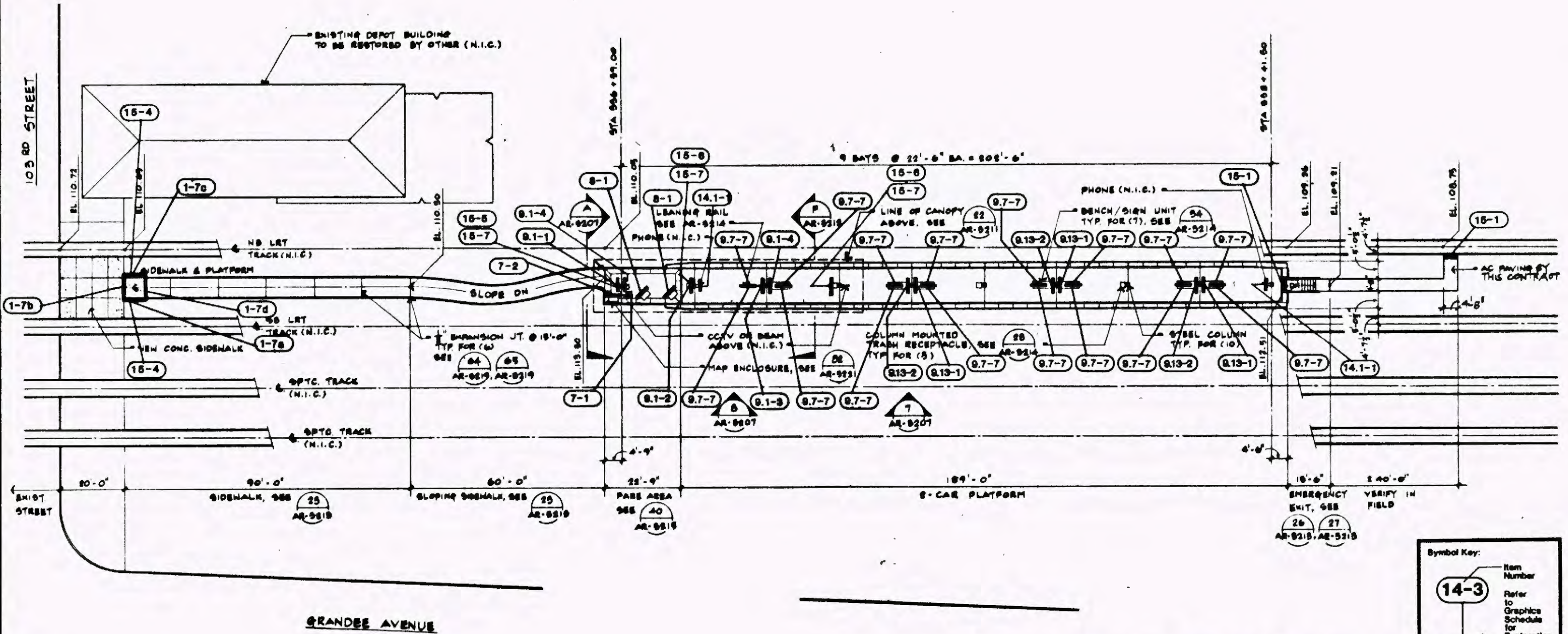
TRANSCAL Transit Consultants of Southern California

SANCHEZ KAMPS ASSOCIATES DESIGN
 Graphic Consultant
 60 W. Green Street
 Pasadena, CA 91105
 818/793-4017

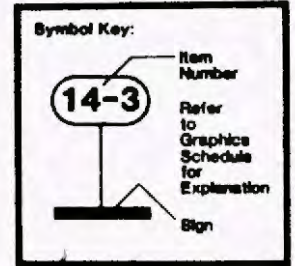
APPROVED: [Signature]

SIGNAGE AND GRAPHICS
 STATION SIGNAGE LOCATION PLAN
 FIRESTONE STATION
 PLATFORM LEVEL PLAN

CONTRACT NO. R01-T01-H080
 DRAWING NO. GS-7960
 REV. SHEET NO. 45
 SCALE AS NOTED




STATION PLAN - 103RD STREET
 1/16" = 1'-0"



NOTE: "G1" AND "G5" REFERENCES ARE TO DRAWINGS WITHIN THIS SET. ANY REFERENCES TO DRAWINGS OTHER THAN SERIES "G1" OR "G5" REFER TO PREVIOUS SUBMITTALS.

NOTE: (7-2) TO BE MOUNTED ON NEIGHBORHOOD MAP CASE.

NOTE: SIGN TYPE (14-3) MOUNTED AT PUBLIC PHONE.



Work Element
Physical Entry
Contract Description
Cost Element
Project Number

REV.	DATE	DESCRIPTION	BY	APP.
2.20.89		ISSUED FOR BID		

Information contained in plan, drawings, specifications, and/or information furnished herewith shall remain the property of the Los Angeles County Transportation Commission and shall not be used for any purpose not provided for in agreement with the Los Angeles County Transportation Commission.

DESIGNED BY
J. STEEDARD

DRAWN BY
K. ASELTIME

CHECKED BY
S. SANDNER

APPROVED BY
[Signature]

DATE
FEBRUARY 20, 1989

LOS ANGELES COUNTY TRANSPORTATION COMMISSION
 The Long Beach-Los Angeles Rail Transit Project

SANCHEZ KAMPS ASSOCIATES DESIGN
 Graphic Consultant
 60 W. Green Street
 Pasadena, CA 91105
 818/793-4017

TRANSCAL
 Transit Consultants of Southern California
 A Joint Venture of Parsons Brinckerhoff & Dodge, Inc. & Transcal, Inc.
 Members of the American Institute of Transportation Engineers

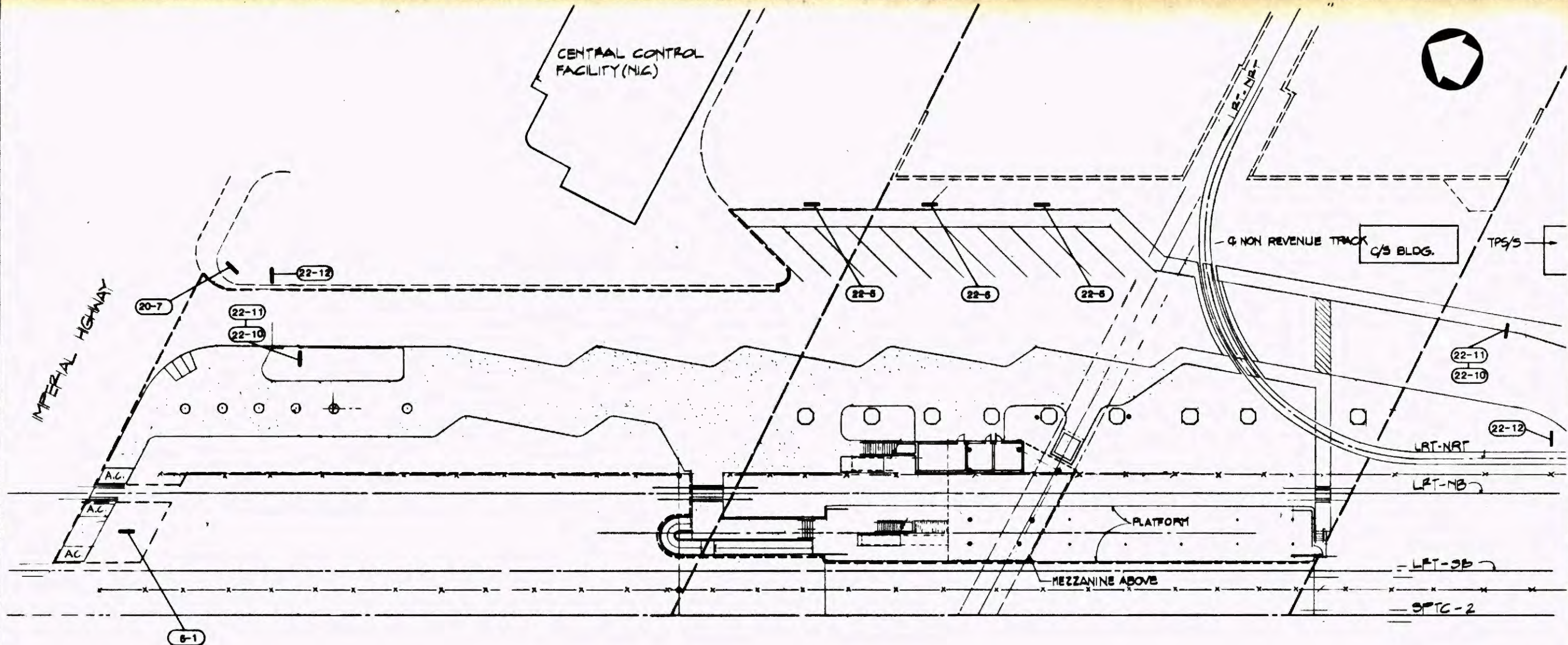
SUBMITTED: [Signature]
 APPROVED: [Signature]

CONTRACT NO. R01-T01-H0880	
DRAWING NO. GS-7981	
REV.	SHEET NO. 46
SCALE AS NOTED	

CENTRAL CONTROL FACILITY (NIG)



IMPERIAL HIGHWAY

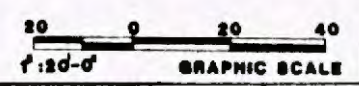


Symbol Key:

Item Number
 Refer to Graphics Schedule for Explanation
 Sign

14-3

NOTE: "G1" AND "G5" REFERENCES ARE TO DRAWINGS WITHIN THIS SET. ANY REFERENCES TO DRAWINGS OTHER THAN SERIES "G1" OR "G5" REFER TO PREVIOUS SUBMITTALS.



Work Element	
Physical Entity	
Contract Fragment	
Cost Element	
Project Number	

REV.	DATE	DESCRIPTION	BY	APP.
2.20.89		ISSUED FOR BID		

Information contained in all plans, drawings, specifications, and/or information furnished herewith shall remain the property of the Los Angeles County Transportation Commission and shall not be used for any purpose not provided for in agreements with the Los Angeles County Transportation Commission.

DESIGNED BY
J. STEPPARD

DRAWN BY
K. APPELTINE

CHECKED BY
S. SANDER

APPROVED BY
[Signature]

DATE
FEBRUARY 28, 1989

LOS ANGELES COUNTY TRANSPORTATION COMMISSION
 The Long Beach-Los Angeles Rail Transit Project

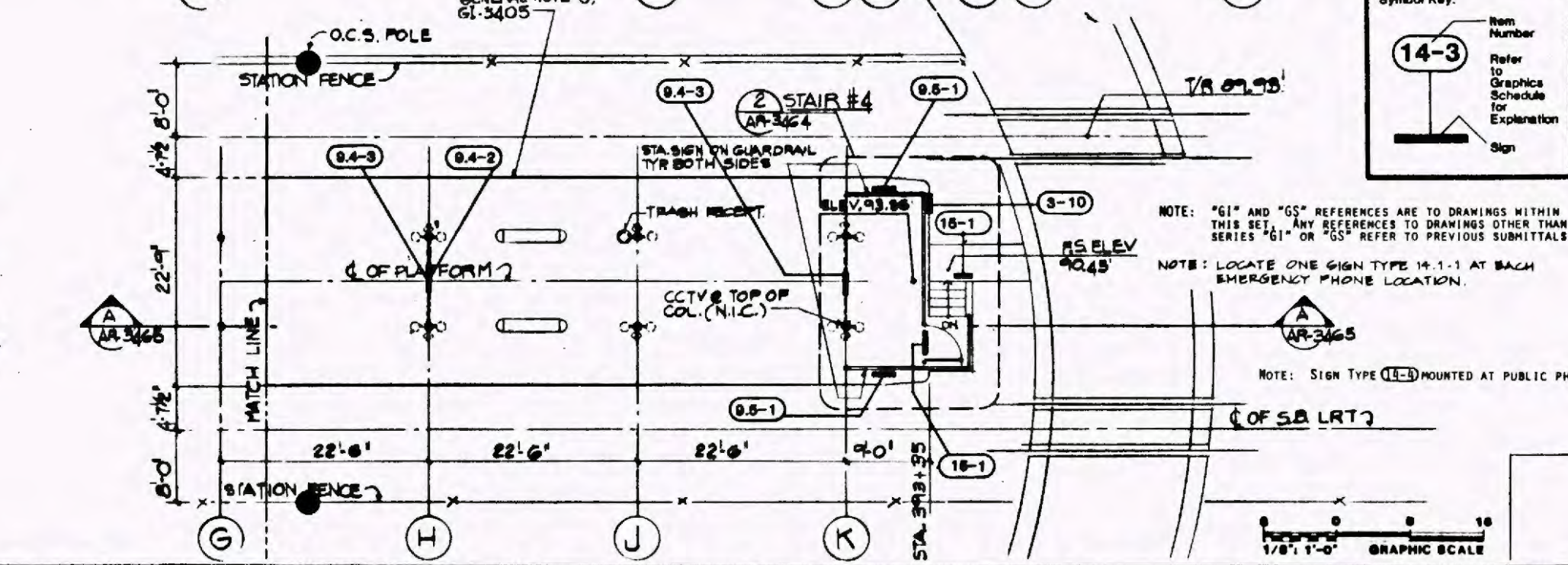
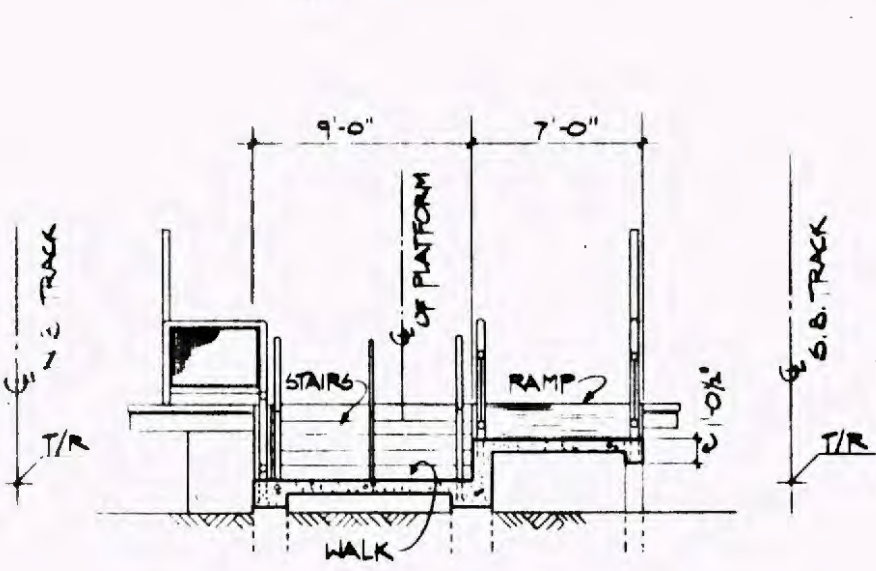
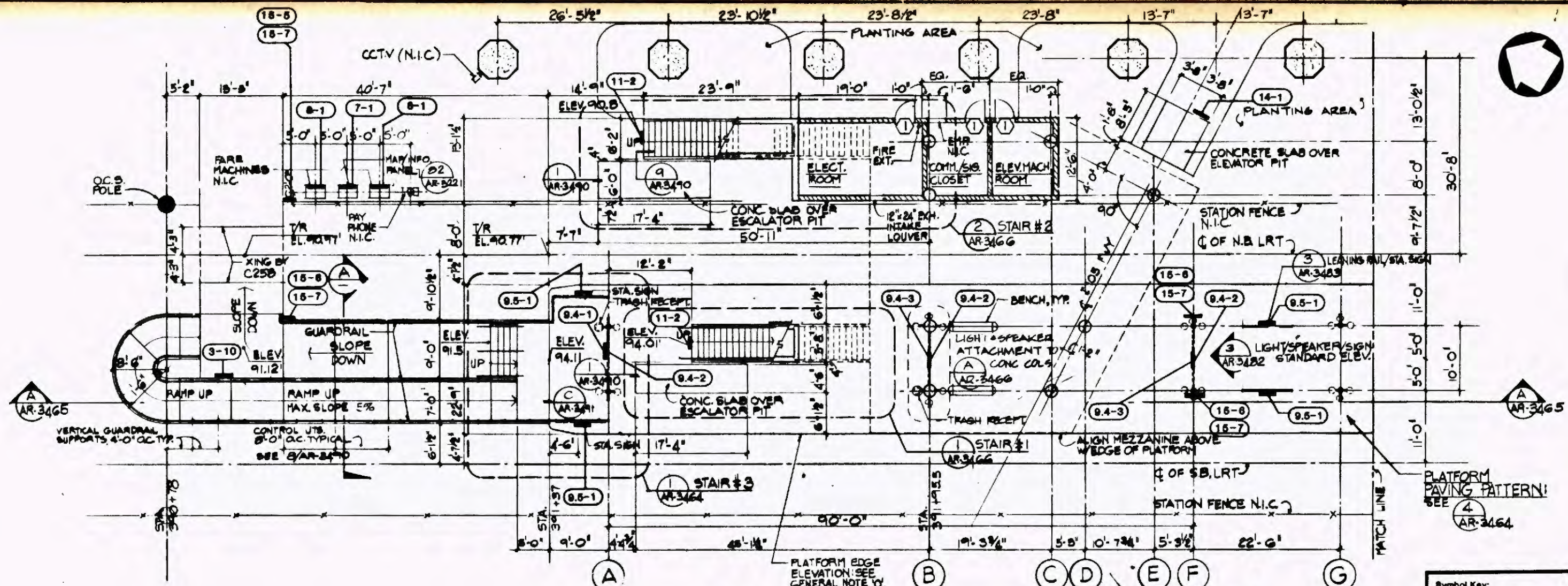
SANCHEZ KAMPS ASSOCIATES DESIGN
 Graphic Consultant
 60 W. Green Street
 Pasadena, CA 91105
 818/793-4017

TRANSCAL
 Transit Consultants of Southern California

APPROVED: [Signature]

SIGNAGE AND GRAPHICS
STATION SIGNAGE LOCATION PLAN
IMPERIAL STATION
SITE PLAN

CONTRACT NO R01-T01-H0890	
DRAWING NO GS-7862	
REV	SHEET NO. 47
SCALE AS NOTED	



Symbol Key:

14-3
 Refer to Graphics Schedule for Explanation
 Sign

Rev. Element	
Physical Entity	
Contract Designer	
Client	
Project Number	

REV. DATE	DESCRIPTION	BY	APP.
2.20.88	ISSUED FOR BID		

DESIGNED BY: J. STEPPARD
 DRAWING BY: F. MELTINE
 CHECKED BY: S. GARDNER
 APPROVED BY: [Signature]
 DATE: FEBRUARY 28, 1988

LOS ANGELES COUNTY TRANSPORTATION COMMISSION
 The Long Beach-Los Angeles Rail Transit Project

SANchez KAMPS ASSOCIATES DESIGN
 Graphic Consultant
 60 W. Green Street
 Pasadena, CA 91105
 818/793-4017

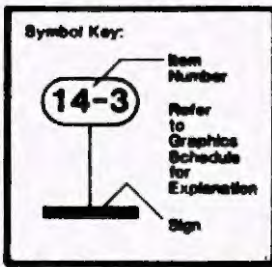
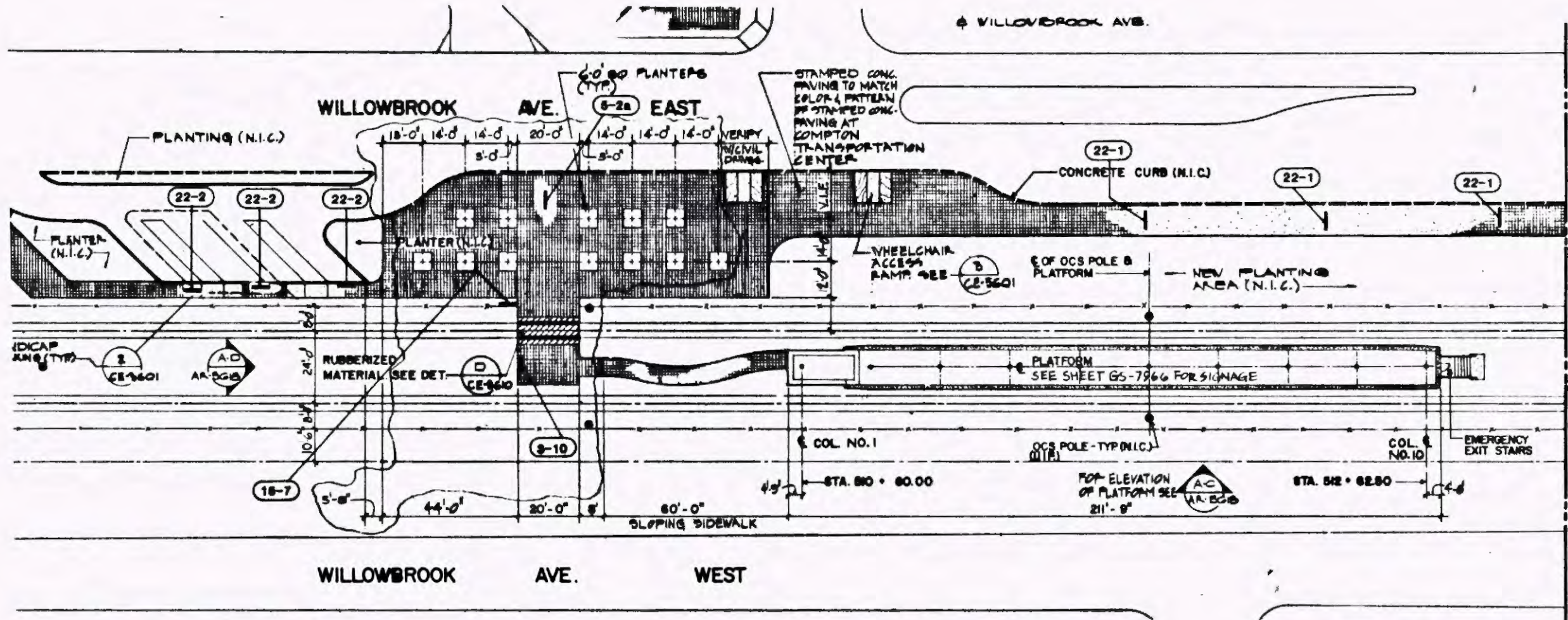
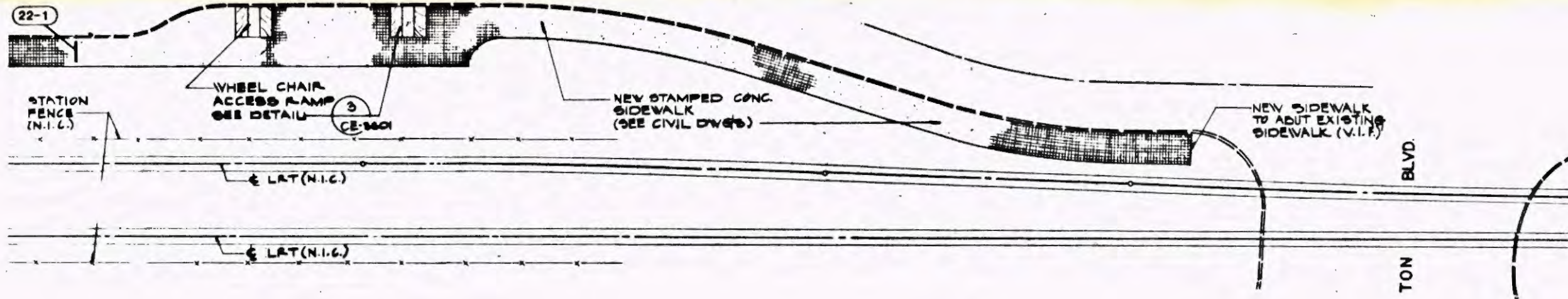
TRANSCAL
 Transit Consultants of Southern California
 4000 Wilshire Blvd., Suite 1000
 Los Angeles, CA 90010
 (213) 475-1100

SUBMITTED: [Signature] DATE: [Signature]

APPROVED: [Signature]

SIGNAGE AND GRAPHICS
STATION SIGNAGE LOCATION PLAN
IMPERIAL STATION
PLATFORM LEVEL PLAN

CONTRACT NO. 901-T01-H0890
 DRAWING NO. GS-7963
 REV. SHEET NO. 48
 SCALE: AS NOTED



NOTE: "G1" AND "GS" REFERENCES ARE TO DRAWINGS WITHIN THIS SET. ANY REFERENCES TO DRAWINGS OTHER THAN SERIES "G1" OR "GS" REFER TO PREVIOUS SUBMITTALS.

M/L LRT-SB STA 53+10 SEE DWG AR-3603



Work Done
Physical
Contract
Design
Date
Project
Number

REV.	DATE	DESCRIPTION	BY	APP.
2-20-89		ISSUED FOR BID		

Information furnished on all plans, drawings, specifications, and other information furnished herewith shall remain the property of the Los Angeles County Transportation Commission. It shall be held confidential and shall not be used for any purpose not provided for in agreement with the Los Angeles County Transportation Commission.

DESIGNED BY: J. STODARD
 DRAWN BY: K. MELTINE
 CHECKED BY: S. [Signature]
 APPROVED BY: [Signature]
 DATE: FEBRUARY 28, 1989

LOS ANGELES COUNTY TRANSPORTATION COMMISSION
 The Long Beach-Los Angeles Rail Transit Project

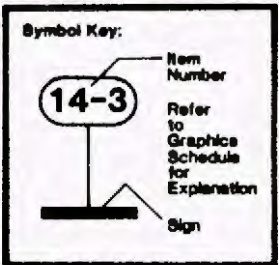
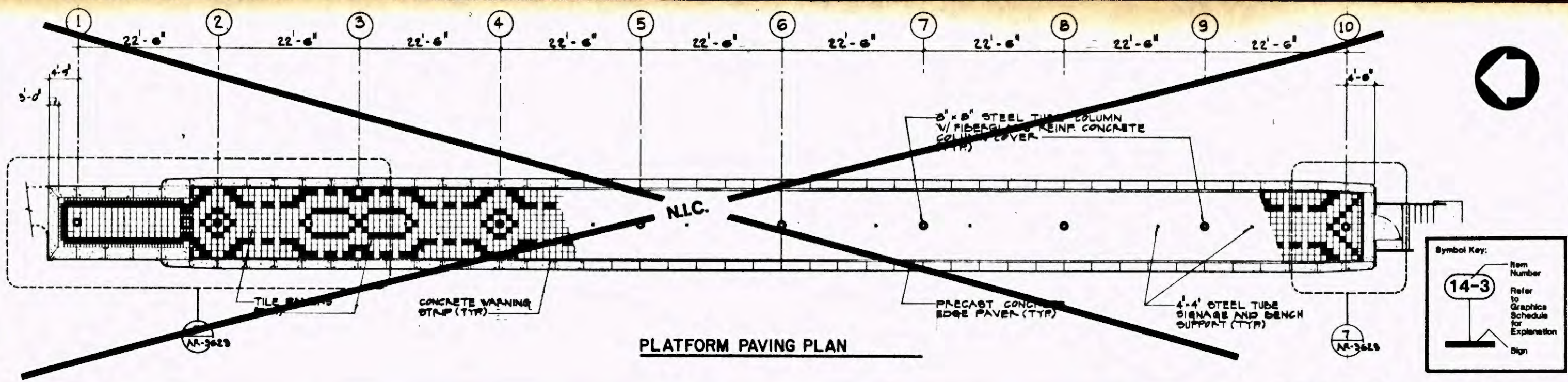
SANCHEZ KAMPS ASSOCIATES DESIGN
 Graphic Consultant
 60 W. Green Street
 Pasadena, CA 91105
 818/793-4017

TRANSCAL
 Transit Consultants of Southern California

APPROVED: [Signature]

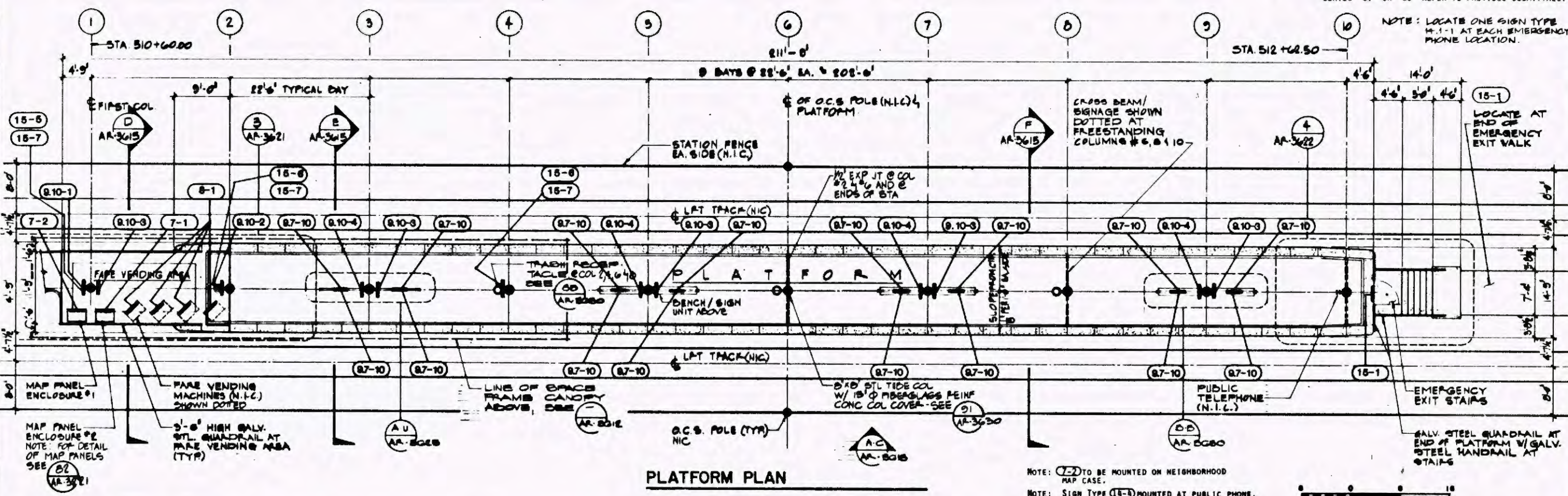
SIGNAGE AND GRAPHICS
STATION SIGNAGE LOCATION PLAN
COMPTON STATION
SITE PLAN

CONTRACT NO R01-T01-H0860	
DRAWING NO. GS-7965	
REV.	SHEET NO. 49
SCALE: AS NOTED	



NOTE: "G1" AND "G5" REFERENCES ARE TO DRAWINGS WITHIN THIS SET. ANY REFERENCES TO DRAWINGS OTHER THAN SERIES "G1" OR "G5" REFER TO PREVIOUS SUBMITTALS.

NOTE: LOCATE ONE SIGN TYPE H-1-1 AT EACH EMERGENCY PHONE LOCATION.



NOTE: (7-2) TO BE MOUNTED ON NEIGHBORHOOD MAP CASE.
NOTE: SIGN TYPE (15-3) MOUNTED AT PUBLIC PHONE.



Work Element
 Physical Entity
 Contract Designation
 Client
 Project Number

REV.	DATE	DESCRIPTION	BY	APP.
2.20.88	ISSUED FOR BID			

Information contained in this plan, drawing, report, or other information furnished herewith shall remain the property of the Los Angeles County Transportation Commission. It shall not be used for any purpose not provided for in agreements with the Los Angeles County Transportation Commission.

DESIGNED BY: J. STODDARD
 DRAWN BY: F. ASELTINE
 CHECKED BY: [Signature]
 APPROVED BY: [Signature]
 DATE: FEBRUARY 25, 1988

LOS ANGELES COUNTY TRANSPORTATION COMMISSION
 The Long Beach-Los Angeles Rail Transit Project

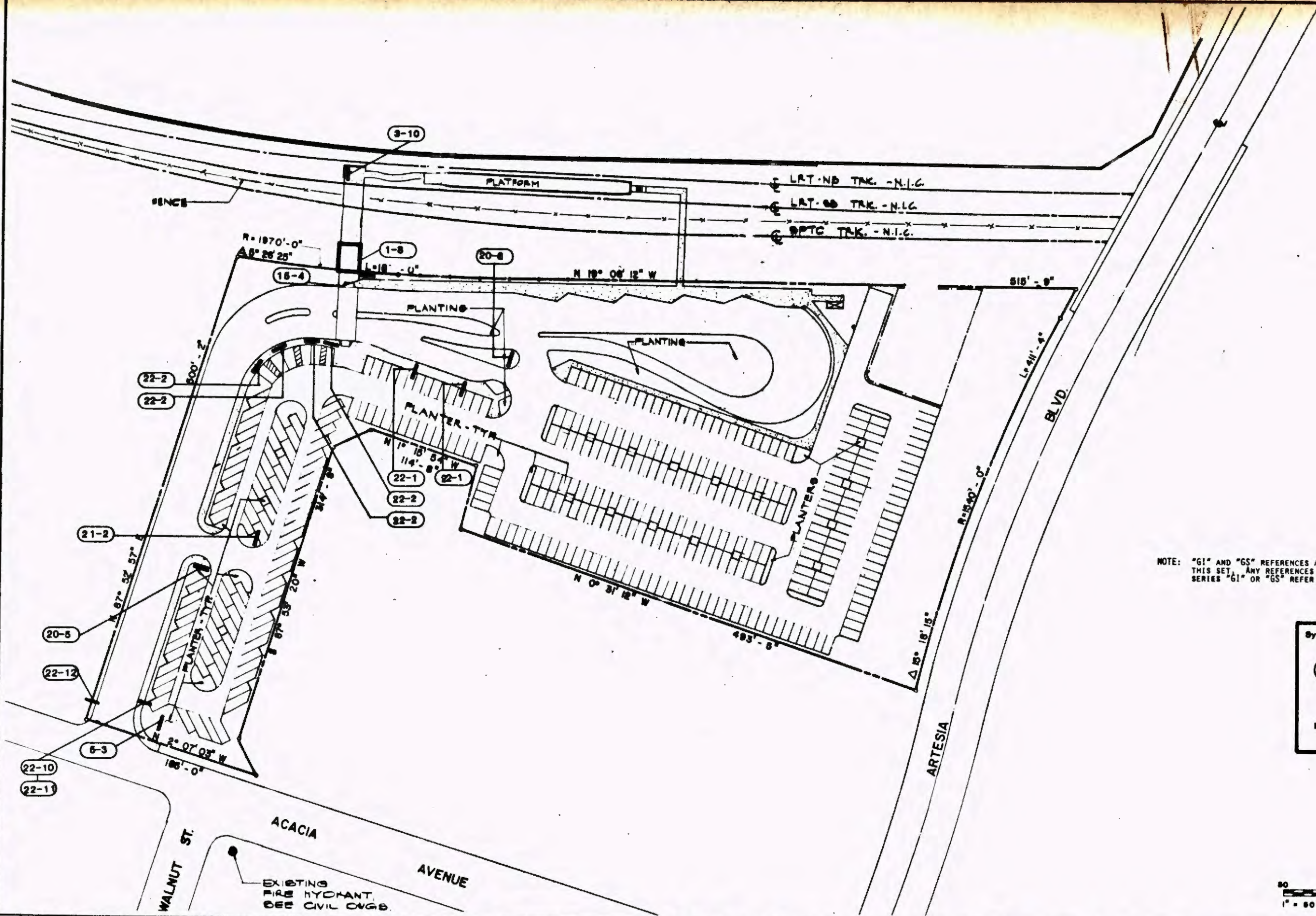
SANCHEZ KAMPS ASSOCIATES DESIGN
 Graphic Consultant
 60 W. Green Street
 Pasadena, CA 91108
 818/793-4017

TRANSCAL
 Transit Consultants of Southern California
 A Joint Venture of Parsons Brinckerhoff & Dodge Inc. & Daniel Mann Johnson & Mendenhall
 1000 Wilshire Blvd., Suite 2000
 Los Angeles, CA 90024
 (213) 475-3300


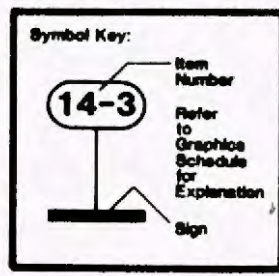
SUBMITTED: [Signatures]
 APPROVED: [Signature]

SIGNAGE AND GRAPHICS
STATION SIGNAGE LOCATION PLAN
COMPTON STATION
PLATFORM PLAN

CONTRACT NO. R01-101-H0880	
DRAWING NO.	GS-7986
REV.	SHEET NO. 50
SCALE	AS NOTED



NOTE: "G1" AND "G5" REFERENCES ARE TO DRAWINGS WITHIN THIS SET. ANY REFERENCES TO DRAWINGS OTHER THAN SERIES "G1" OR "G5" REFER TO PREVIOUS SUBMITTALS.



Project Number
Contract Designer
Physical Entity
Work Element

REV.	DATE	DESCRIPTION	BY	APP.
2.20.89		ISSUED FOR BID		

Information supplied:
all plans, drawings, specifications, and other information furnished herewith shall remain the property of the Los Angeles County Transportation Commission.
It shall not be used for any purpose not provided for in agreements with the Los Angeles County Transportation Commission.

DESIGNED BY
J. STODDARD

DRAWN BY
K. ADELSTEINE

CHECKED BY
[Signature]

APPROVED BY
[Signature]

DATE
FEBRUARY 20, 1989

LOS ANGELES COUNTY TRANSPORTATION COMMISSION
The Long Beach-Los Angeles Rail Transit Project

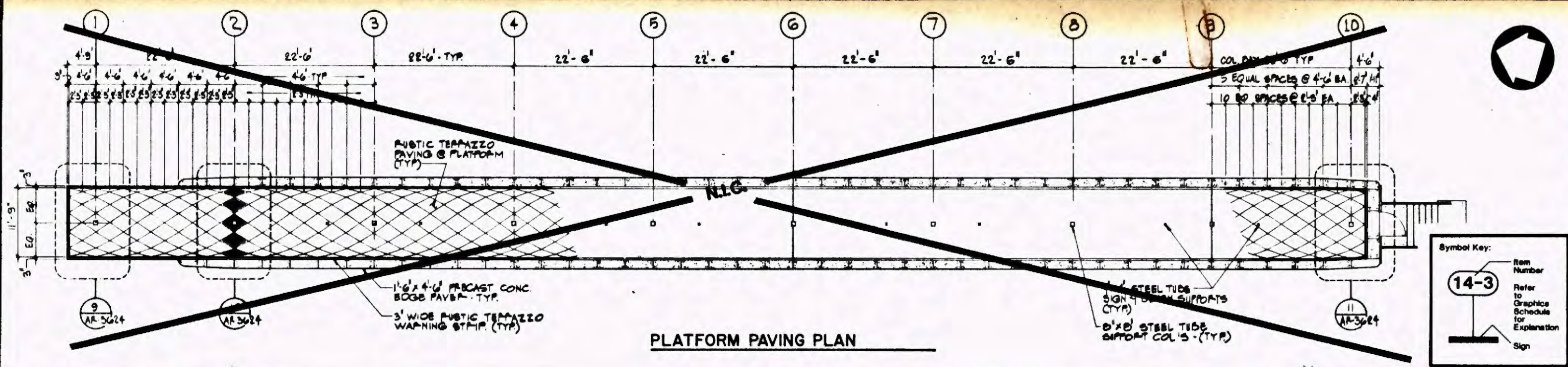
SANCHEZ KAMPS ASSOCIATES DESIGN
Graphic Consultant
60 W. Green Street
Pasadena, CA 91105
818/793-4017

TRANSCAL
Trans Consultants of Southern California

APPROVED: **[Signature]**

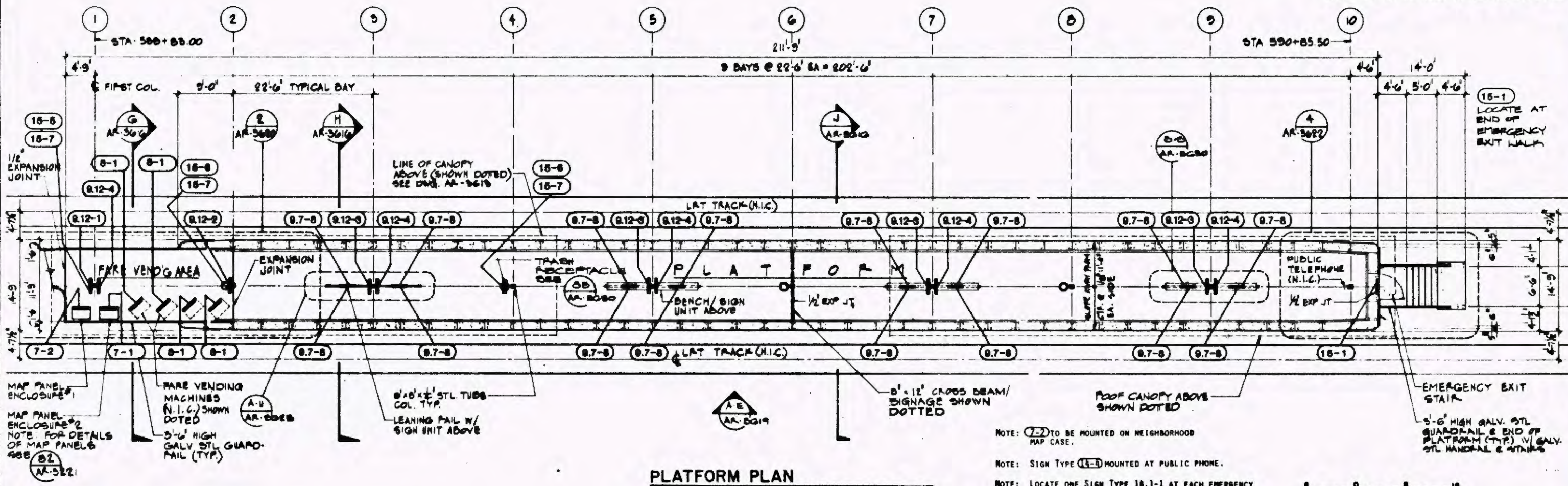
SIGNAGE AND GRAPHICS
STATION SIGNAGE LOCATION PLAN
ARTESIA STATION
SITE PLAN

CONTRACT NO. R01-T01-H0860
DRAWING NO.
GS-7967
REV. SHEET NO.
51
SCALE
AS NOTED




PLATFORM PAVING PLAN

NOTE: "G1" AND "G5" REFERENCES ARE TO DRAWINGS WITHIN THIS SET. ANY REFERENCES TO DRAWINGS OTHER THAN SERIES "G1" OR "G5" REFER TO PREVIOUS SUBMITTALS.



PLATFORM PLAN

NOTE: (14-2) TO BE MOUNTED ON NEIGHBORHOOD MAP CASE.
 NOTE: SIGN TYPE (14-3) MOUNTED AT PUBLIC PHONE.
 NOTE: LOCATE ONE SIGN TYPE 14-1-1 AT EACH EMERGENCY PHONE LOCATION.



Work Element
 Physical Entity
 Contract Designator
 Cost Element
 Project Number

REV.	DATE	DESCRIPTION	BY	APP.
2.20.89		ISSUED FOR BID		

Information confidential to this project, drawings, specifications, and/or information furnished hereon shall remain the property of the Los Angeles County Transportation Commission and shall not be used for any purpose not provided for in its agreement with the Los Angeles County Transportation Commission.

DESIGNED BY: J. ZIDDA
 DRAWN BY: K. AMELTINE
 CHECKED BY: S. GARDNER
 APPROVED BY: S. GARDNER
 DATE: FEBRUARY 23, 1989

LOS ANGELES COUNTY TRANSPORTATION COMMISSION
 The Long Beach-Los Angeles Rail Transit Project

SANCHEZ KAMPS ASSOCIATES DESIGN
 Graphic Consultant
 60 W. Green Street
 Pasadena, CA 91105
 818/793-4017

TRANSCAL
 General Consultants of Southern California
 A Joint Venture of
 15 Francis Street, Suite 200, Orange, CA 92667
 714/952-1111
 15000 Wilshire Blvd., Suite 1000, Beverly Hills, CA 90210
 310/206-1111

SUBMITTED: [Signature]
 APPROVED: [Signature]

SIGNAGE AND GRAPHICS
STATION SIGNAGE LOCATION PLAN
ARTESIA STATION
PLATFORM PLAN

CONTRACT NO. 801-Y01-H0880
 DRAWING NO. GS-7968
 REV. SHEET NO. 52
 SCALE AS NOTED

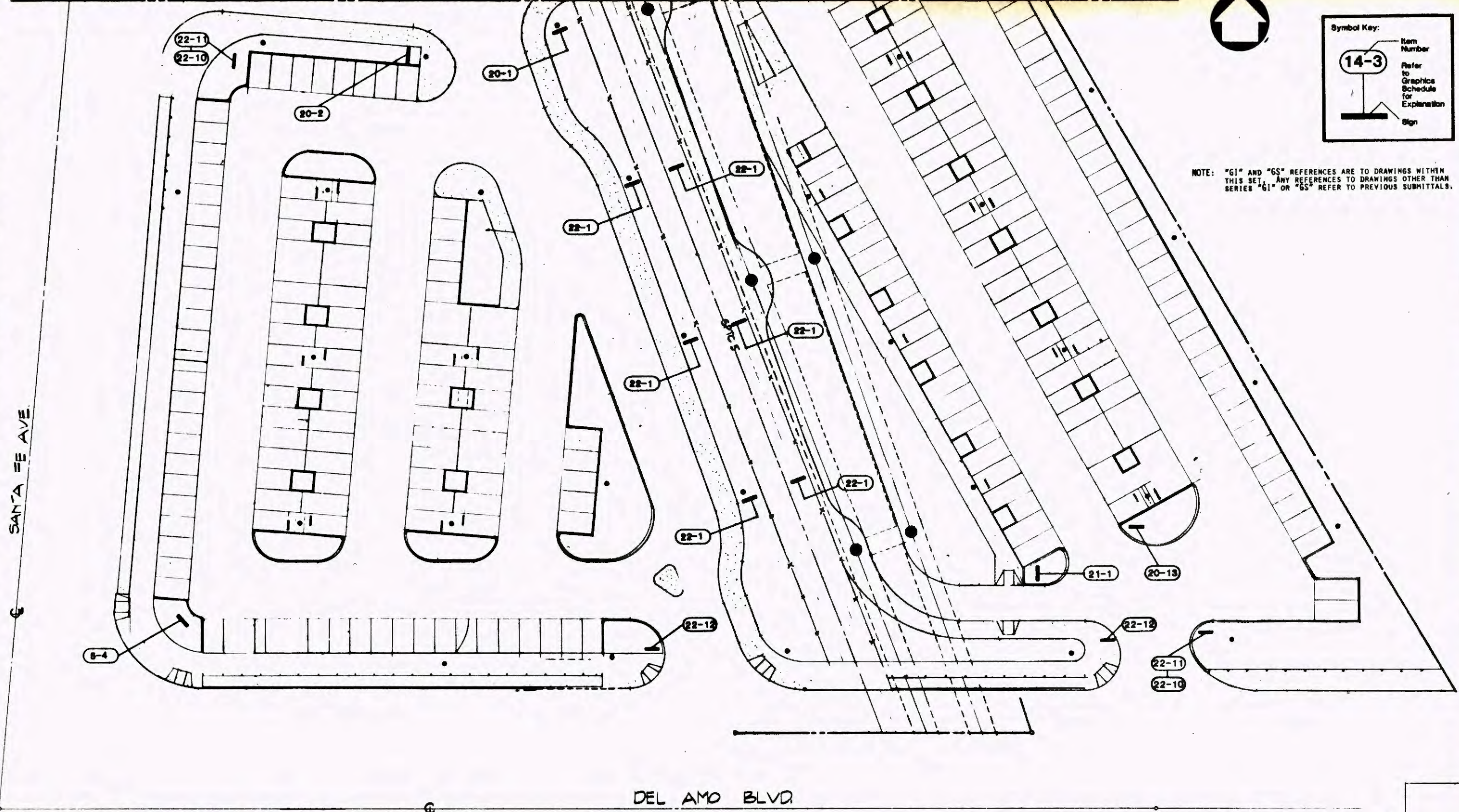
MATCH LINE SEE SHEET GS-7970



Symbol Key:

Item Number
14-3
Refer to Graphics Schedule for Explanation
Sign

NOTE: "G1" AND "GS" REFERENCES ARE TO DRAWINGS WITHIN THIS SET. ANY REFERENCES TO DRAWINGS OTHER THAN SERIES "G1" OR "GS" REFER TO PREVIOUS SUBMITTALS.



SANTA FE AVE

DEL AMO BLVD



Work Element	
Physical Entity	
Contract Designation	
Cost Element	
Project Number	

REV	DATE	DESCRIPTION	BY	APP
2.20.88		ISSUED FOR BID		

Information contained in all plans, drawings, specifications, and/or information furnished hereunder shall remain the property of the Los Angeles County Transportation Commission. It shall be held confidential and shall not be used for any purpose not provided for in agreements with the Los Angeles County Transportation Commission.

DESIGNED BY
J. STODARD

DRAWN BY
K. ASSETINE

CHECKED BY
S. GARDNER

APPROVED BY
[Signature]

DATE
FEBRUARY 20, 1988

LOS ANGELES COUNTY TRANSPORTATION COMMISSION
The Long Beach-Los Angeles Rail Transit Project

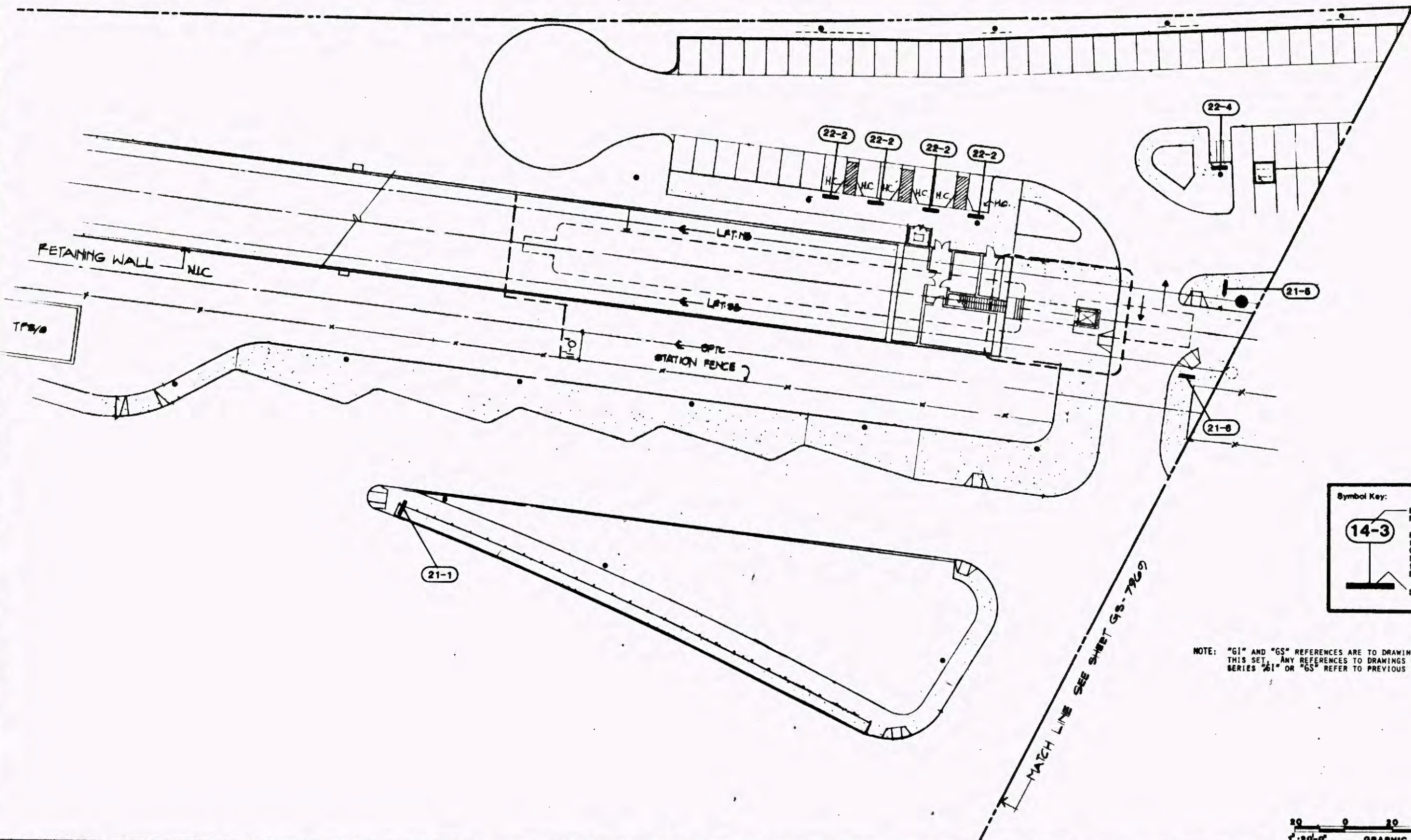
SANCHEZ KAMPS ASSOCIATES DESIGN
Graphic Consultant
60 W. Green Street
Pasadena, CA 91105
818/793-4017

TRANSCAL
Special Consultants of Southern California

APPROVED: *[Signature]*

SIGNAGE AND GRAPHICS
STATION SIGNAGE LOCATION PLAN
DEL AMO STATION
SITE PLAN SHEET 1


CONTRACT NO R01-T01-H0880	
DRAWING NO GS-7969	
REV	SHEET NO. 53
SCALE AS NOTED	



Symbol Key:

14-3
 Refer to Graphics Schedule for Explanation
 Sign

NOTE: "G1" AND "GS" REFERENCES ARE TO DRAWINGS WITHIN THIS SET. ANY REFERENCES TO DRAWINGS OTHER THAN SERIES "G1" OR "GS" REFER TO PREVIOUS SUBMITTALS.



Project Number	
Contract Designation	
Physical Entity	
Work Element	

REV	DATE	DESCRIPTION	BY	APP
2.20.89		ISSUED FOR BID		

DESIGNED BY
J. STODDARD

DRAWN BY
K. ROSELINE

CHECKED BY
S. GARDNER

APPROVED BY
[Signature]

DATE
FEBRUARY 20, 1989

LOS ANGELES COUNTY TRANSPORTATION COMMISSION
The Long Beach-Los Angeles Rail Transit Project

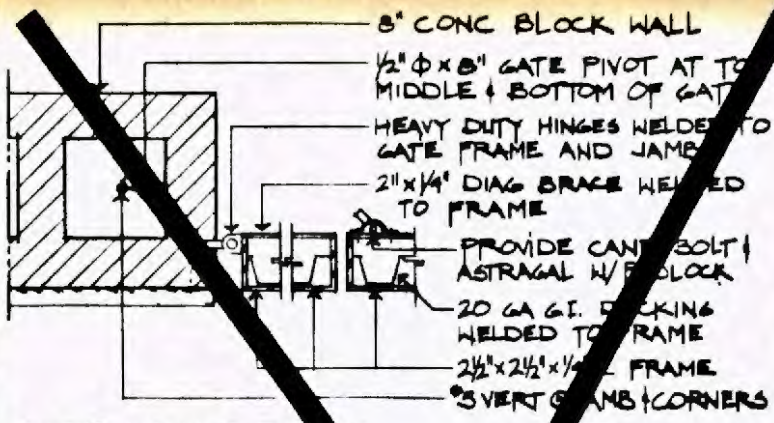
SANCHEZ KAMPS ASSOCIATES DESIGN
Graphic Consultant
60 W. Green Street
Pasadena, CA 91105
818/793-4017

TRANSCAL
Trans Consultants of Southern California

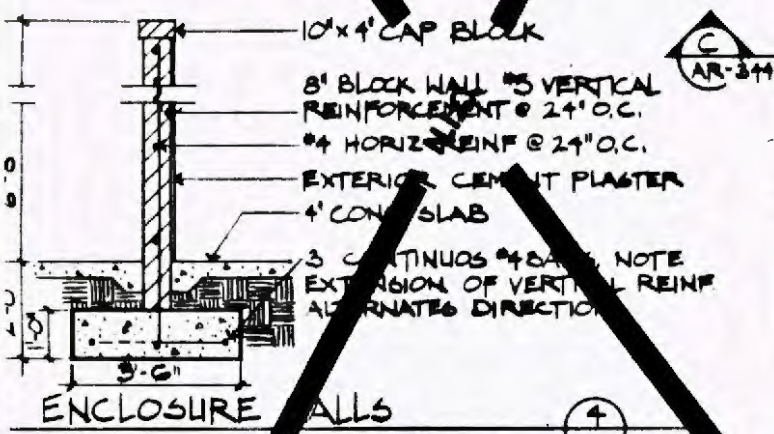
APPROVED: [Signature]

SIGNAGE AND GRAPHICS
STATION SIGNAGE LOCATION PLAN
DEL AMO STATION
SITE PLAN SHEET 2

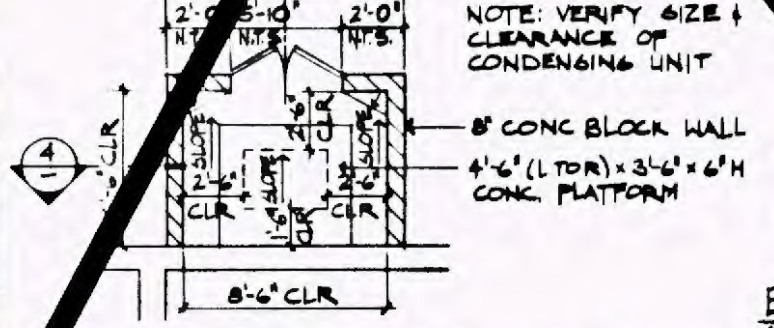
CONTRACT NO. R01-T01-H0890
DRAWING NO. GS-7970
REV. SHEET NO. 54
SCALE AS NOTED



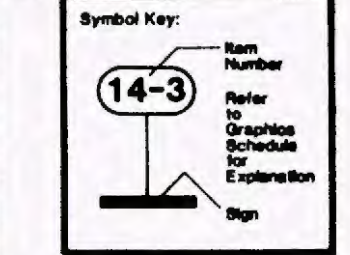
GATE HINGE DETAIL
N.T.S.



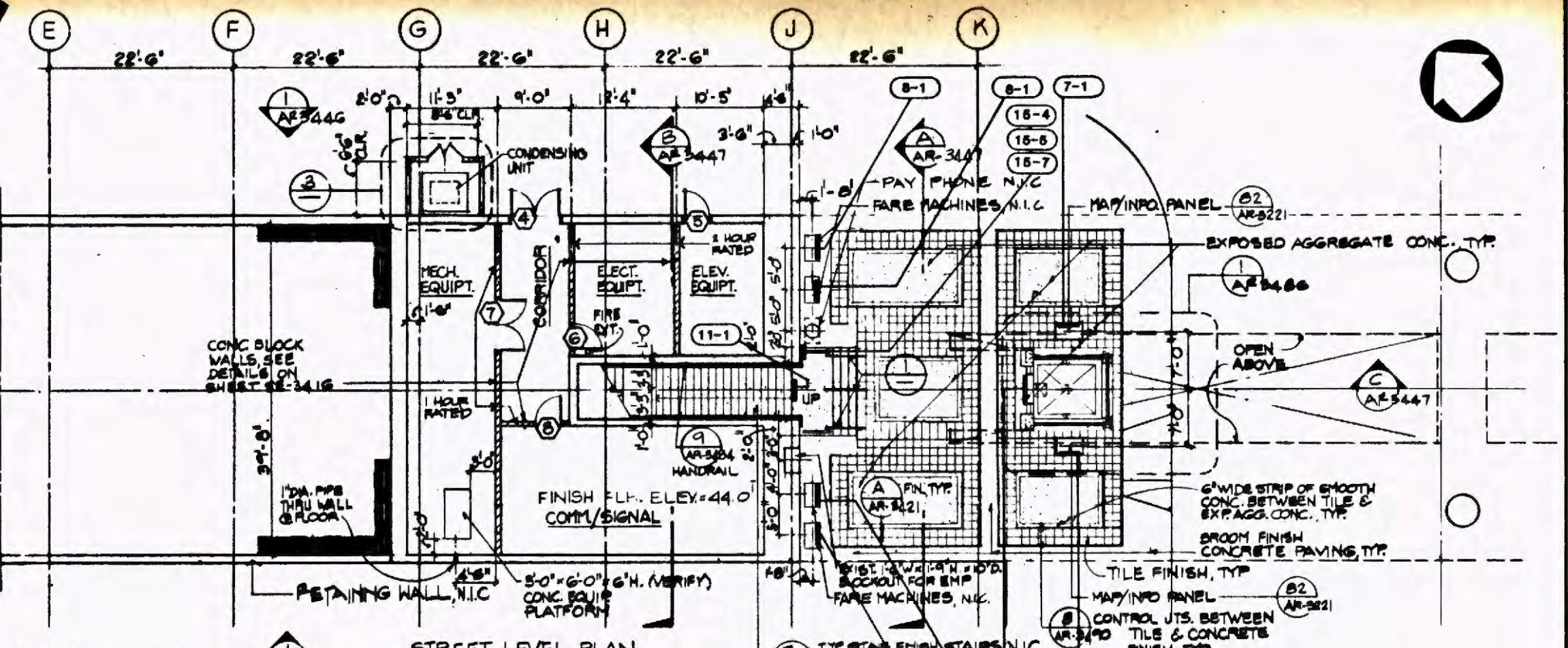
ENCLOSURE WALLS



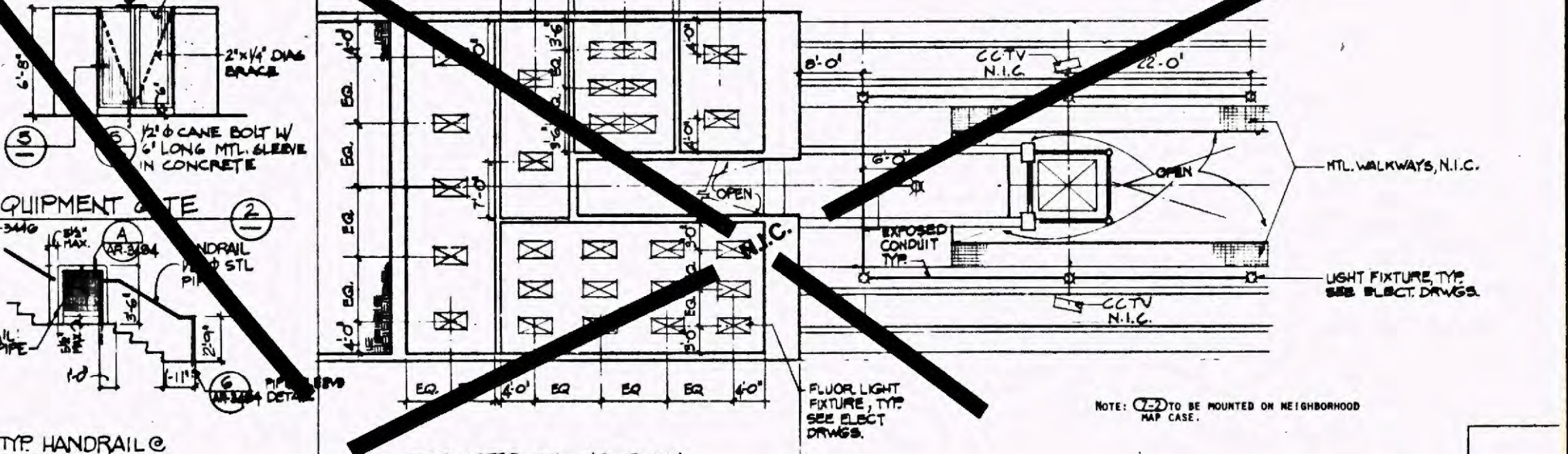
EQUIPMENT ENCLOSURE



NOTE: "G1" AND "G5" REFERENCES ARE TO DRAWINGS WITHIN THIS SET. ANY REFERENCES TO DRAWINGS OTHER THAN SERIES "G1" OR "G5" REFER TO PREVIOUS SUBMITTALS.



STREET LEVEL PLAN



REFLECTED CEILING PLAN

DESIGNED BY
J. STODDARD
DRAWN BY
K. AUSTINE
CHECKED BY
S. GARDNER
APPROVED BY
DATE
FEBRUARY 25, 1999

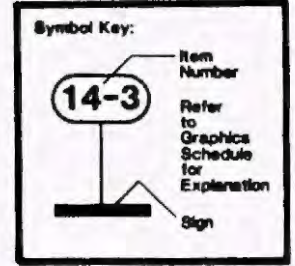
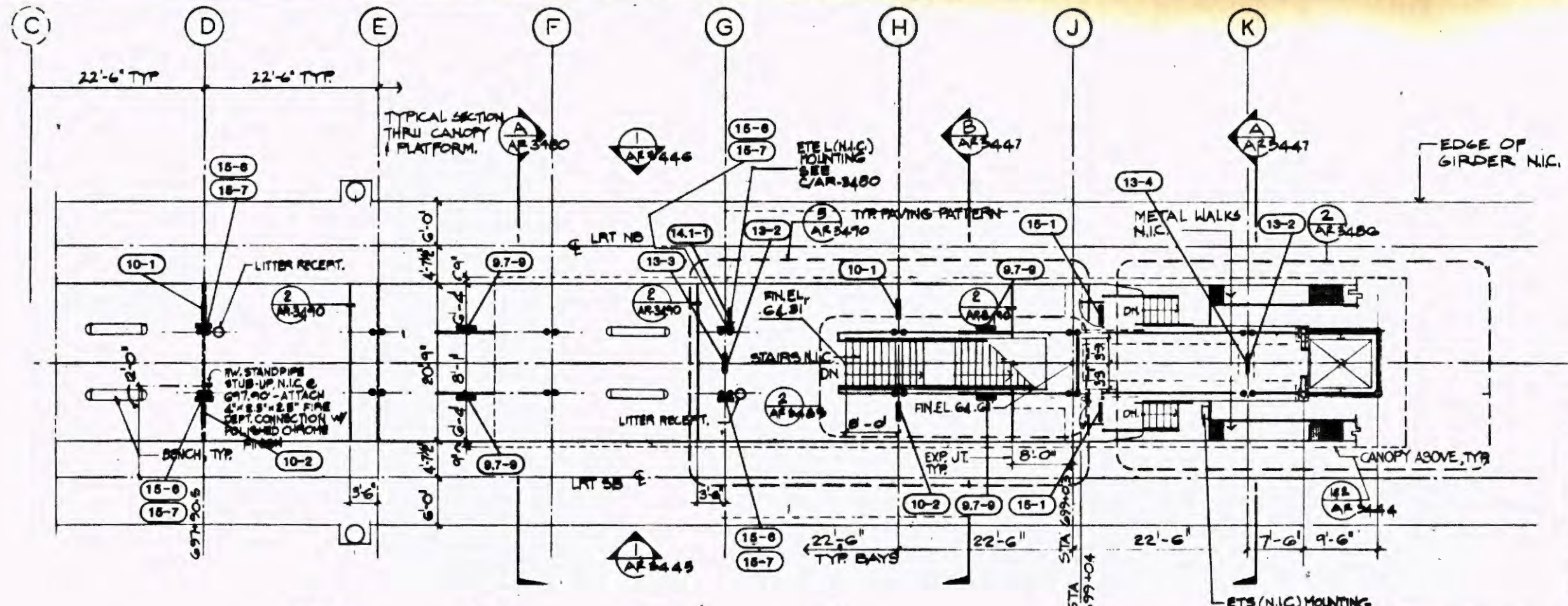
LOS ANGELES COUNTY TRANSPORTATION COMMISSION
The Long Beach-Los Angeles Rail Transit Project

SANCHEZ KAMPS Graphic Consultant
60 W. Green Street
Pasadena, CA 91105
818/793-4017

TRANSCAL
Special Consultants of Southern California

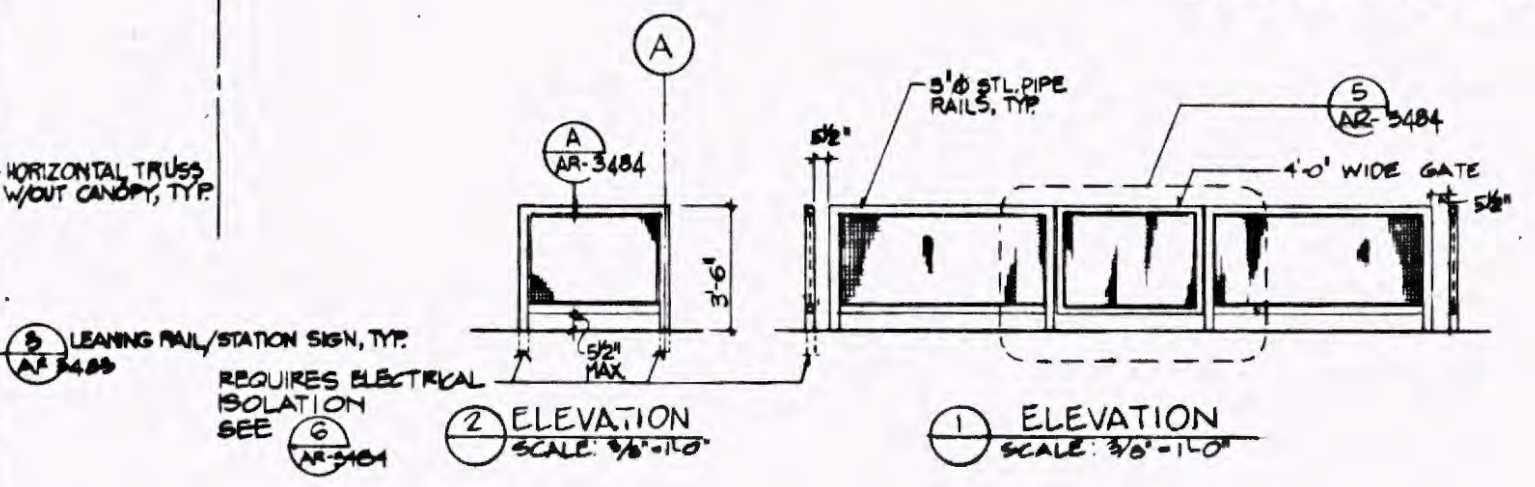
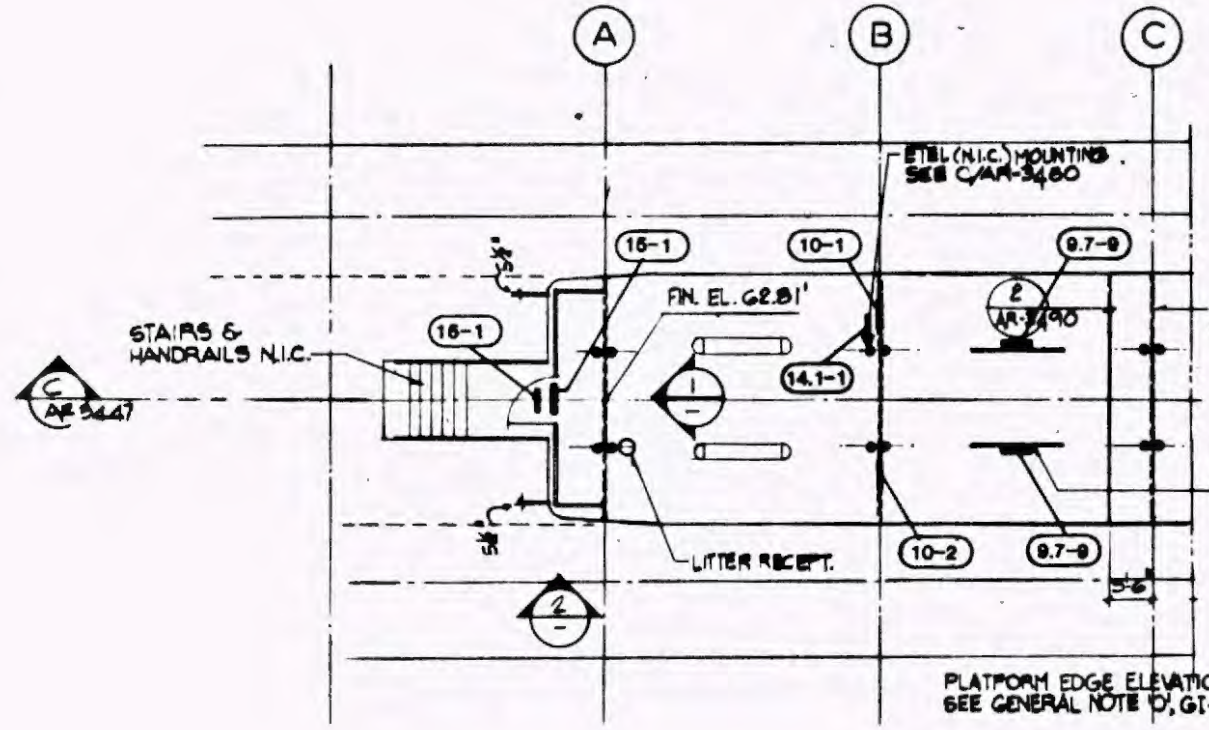
SIGNAGE AND GRAPHICS
STATION SIGNAGE LOCATION PLAN
DEL AMO STATION
STREET LEVEL PLAN

CONTRACT NO. R01-T01-H0880
DRAWING NO. GS-7971
REV. SHEET NO. 55
SCALE AS NOTED



NOTE: SIGN TYPE (14-3) MOUNTED AT PUBLIC PHONE.

NOTE: "G1" AND "G5" REFERENCES ARE TO DRAWINGS WITHIN THIS SET. ANY REFERENCES TO DRAWINGS OTHER THAN SERIES "G1" OR "G5" REFER TO PREVIOUS SUBMITTALS.



Work	Completed
Physical	Complete
Design	Complete
Construction	Complete
Final	Complete

REV.	DATE	DESCRIPTION	BY	APP.
2	2.20.89	ISSUED FOR BID		

Information contained on this drawing, specification, and/or information furnished herewith shall remain the property of the Los Angeles County Transportation Commission and shall not be used for any purpose not provided for in agreement with the Los Angeles County Transportation Commission.

DESIGNED BY
J. STODDARD

DRAWN BY
R. MELTINE

CHECKED BY
[Signature]

APPROVED BY
[Signature]

DATE
FEBRUARY 26, 1989

LOS ANGELES COUNTY TRANSPORTATION COMMISSION
The Long Beach-Los Angeles Rail Transit Project

SANCHEZ KAMPS Graphic Consultant
60 W. Green Street
Pasadena, CA 91103
818/793-4017

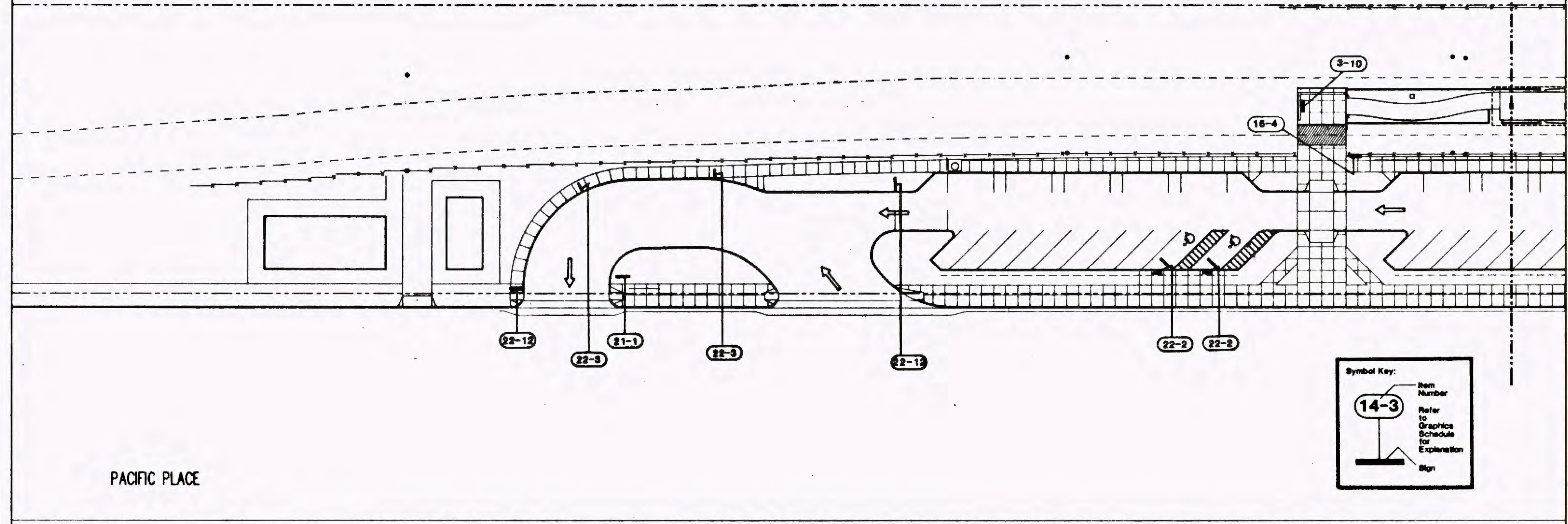
TRANSCAL Principal Consultants of Southern California

APPROVED: *[Signature]*

SIGNAGE AND GRAPHICS
STATION SIGNAGE LOCATION PLAN
DEL AMO STATION
PLATFORM LEVEL PLAN

CONTRACT NO R01-T01-H0680
DRAWING NO
GS-7972
REV SHEET NO
56
SCALE
AS NOTED

MATCH LINE
SEE DWG. AP-3802



Symbol Key:

Item Number
Refer to Graphics Schedule for Explanation
Sign

14-3

NOTE: "G1" AND "GS" REFERENCES ARE TO DRAWINGS WITHIN THIS SET. ANY REFERENCES TO DRAWINGS OTHER THAN SERIES "G1" OR "GS" REFER TO PREVIOUS SUBMITTALS.

Mark Element
 Project
 Station
 Element
 Station

REV.	DATE	DESCRIPTION	BY	APP.
2.20.88		ISSUED FOR BID		

Information contained
in plans, drawings, speci-
fications, and/or instructions
furnished herewith shall
remain the property of the
Los Angeles County Trans-
portation Commission,
and shall not be used for
any purpose not provided
for in agreements with the
Los Angeles County Trans-
portation Commission.

DESIGNED BY
N. GARDNER
DRAWN BY
A. WILKINSON
CHECKED BY
S. GARDNER
APPROVED BY
[Signature]
DATE
FEBRUARY 29, 1988

LOS ANGELES COUNTY TRANSPORTATION COMMISSION
The Long Beach-Los Angeles Rail Transit Project

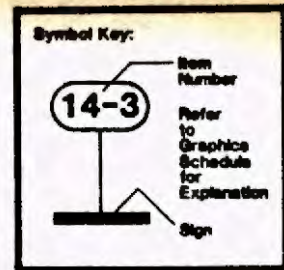
SANCHEZ KAMPS ASSOCIATES DESIGN
Graphic Consultant
60 W. Green Street
Pasadena, CA 91105
818/793-4017

TRANSCAL
Special Consultants of Southern California
A Joint Venture of Parsons Brinckerhoff Quinley & Rosgen, Inc.
& Daniel Mann Johnson & Mendenhall, Inc.
A Joint Venture of Parsons Brinckerhoff Quinley & Rosgen, Inc.
& Daniel Mann Johnson & Mendenhall, Inc.

APPROVED: *[Signature]*

SIGNAGE AND GRAPHICS
STATION SIGNAGE LOCATION PLAN
WARDLOW STATION
SITE PLAN - SHEET 1 OF 2

CONTRACT NO R01-T01-H0880	
DRAWING NO. GS-7973	
REV.	SHEET NO. 57
SCALE 1"=20'-0"	

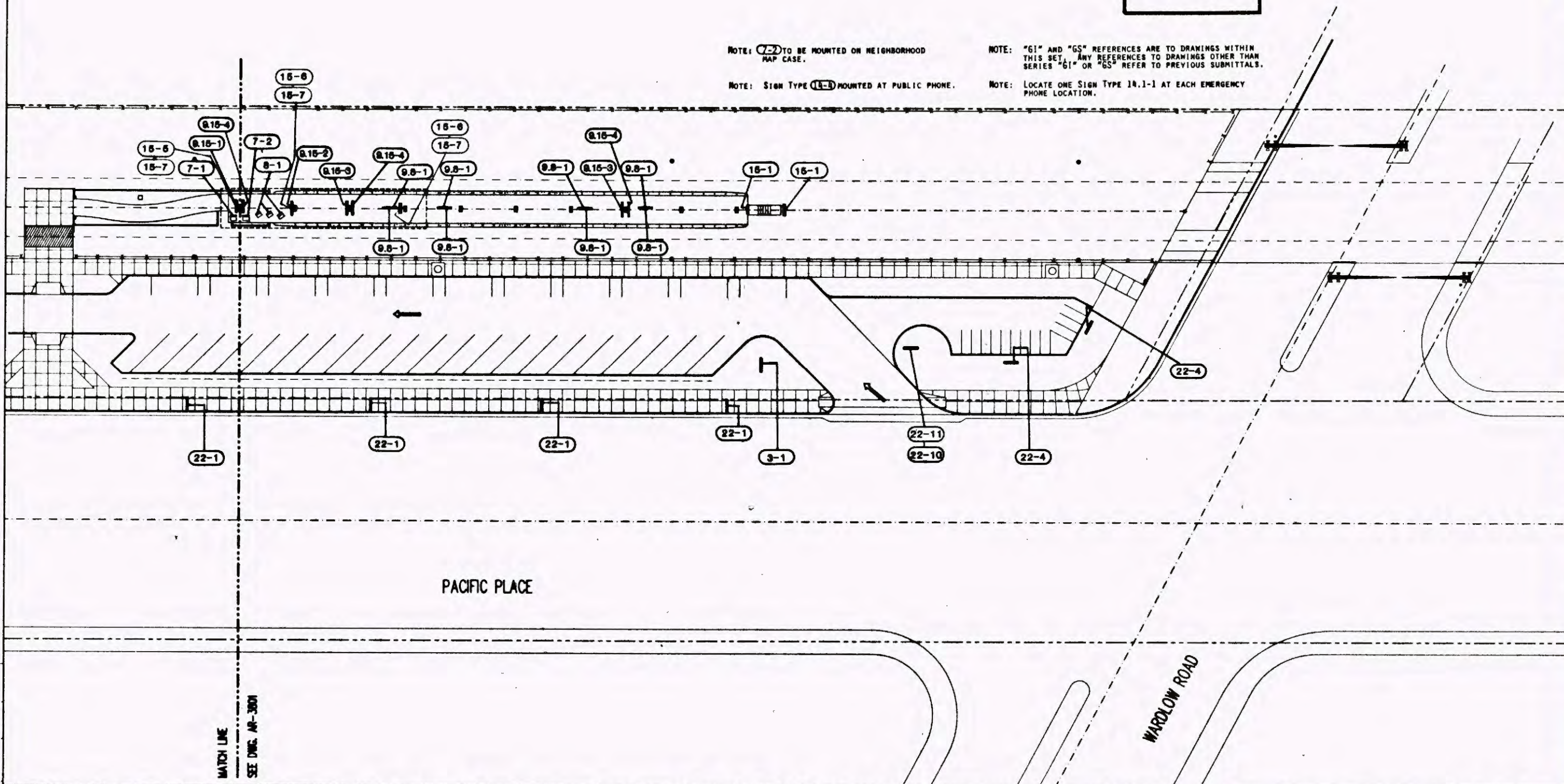


NOTE: (14-2) TO BE MOUNTED ON NEIGHBORHOOD MAP CASE.

NOTE: SIGN TYPE (14-3) MOUNTED AT PUBLIC PHONE.

NOTE: "G1" AND "G5" REFERENCES ARE TO DRAWINGS WITHIN THIS SET. ANY REFERENCES TO DRAWINGS OTHER THAN SERIES "G1" OR "G5" REFER TO PREVIOUS SUBMITTALS.

NOTE: LOCATE ONE SIGN TYPE 14.1-1 AT EACH EMERGENCY PHONE LOCATION.



Work Element
 Prepared
 Checked
 Approved
 Date

REV.	DATE	DESCRIPTION	BY	APP.
1	2.20.88	ISSUED FOR BID		

DESIGNED BY: *[Signature]*
 DRAWN BY: *[Signature]*
 CHECKED BY: *[Signature]*
 APPROVED BY: *[Signature]*
 DATE: FEBRUARY 20, 1988

LOS ANGELES COUNTY TRANSPORTATION COMMISSION
 The Long Beach-Los Angeles Rail Transit Project

SANCHEZ KAMPS ASSOCIATES
 Graphic Consultant
 60 W. Green Street
 Pasadena, CA 91105
 818/793-4017

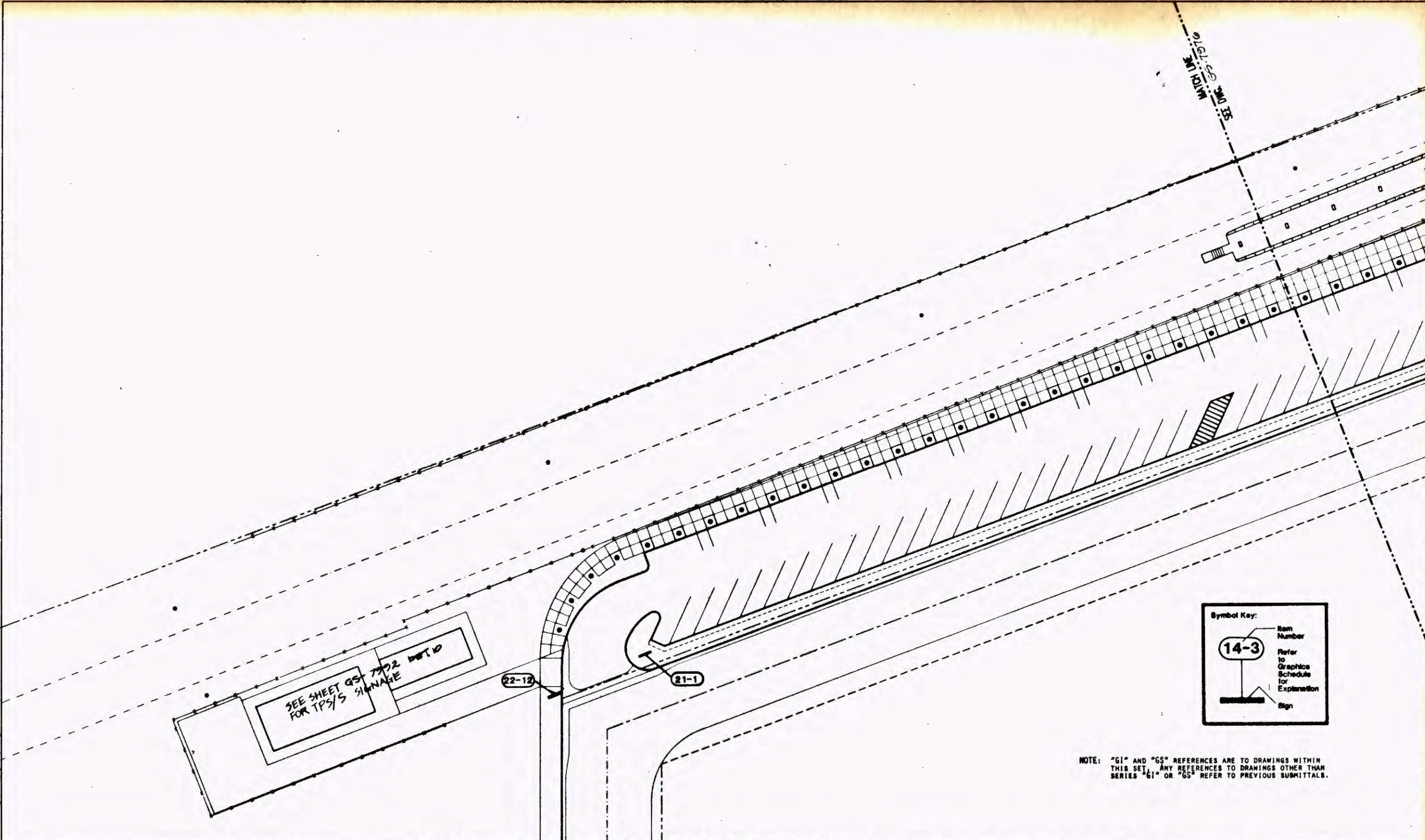
TRAFICAL
 Transit Consultants of Southern California

APPROVED: *[Signature]*

SIGNAGE AND GRAPHICS
STATION SIGNAGE LOCATION PLAN
WARDLOW STATION
SITE/STATION PLAN-SECOND SHEET OF 2

CONTRACT NO. MP-R01-T01-H0880	
DRAWING NO. GS-7974	
REV.	SHEET NO. 58
SCALE 1"=20'-0"	

01/19/99
MICH
SUN
ES



Symbol Key:

Item Number
14-3
Refer to Graphics Schedule for Explanation
Sign

NOTE: "G1" AND "GS" REFERENCES ARE TO DRAWINGS WITHIN THIS SET. ANY REFERENCES TO DRAWINGS OTHER THAN SERIES "G1" OR "GS" REFER TO PREVIOUS SUBMITTALS.

Project Number
 Contract Description
 Contract Number
 Project City
 Work District

REV.	DATE	DESCRIPTION	BY	APP.
2.20.99		ISSUED FOR BID		

DESIGNED BY
A. HILARIO

DRAWN BY
A. HILARIO

CHECKED BY
S. GARDNER

APPROVED BY
S. GARDNER

DATE
FEBRUARY 20, 1999

LOS ANGELES COUNTY TRANSPORTATION COMMISSION
The Long Beach-Los Angeles Rail Transit Project

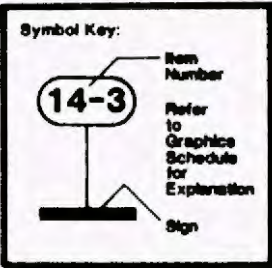
SANCHEZ KAMPS ASSOCIATES DESIGN
Graphic Consultant
60 W. Green Street
Pasadena, CA 91105
818/793-4017

TRANSCAL
Transit Consultants of Southern California

APPROVED: *[Signature]*

SIGNAGE AND GRAPHICS
STATION SIGNAGE LOCATION PLAN
WILLOW STATION
SITE PLAN - FIRST SHEET OF 3

CONTRACT NO. RD1-T01-H0800	
DRAWING NO.	GS-7975
REV.	SHEET NO. 59
SCALE	1"=20'-0"

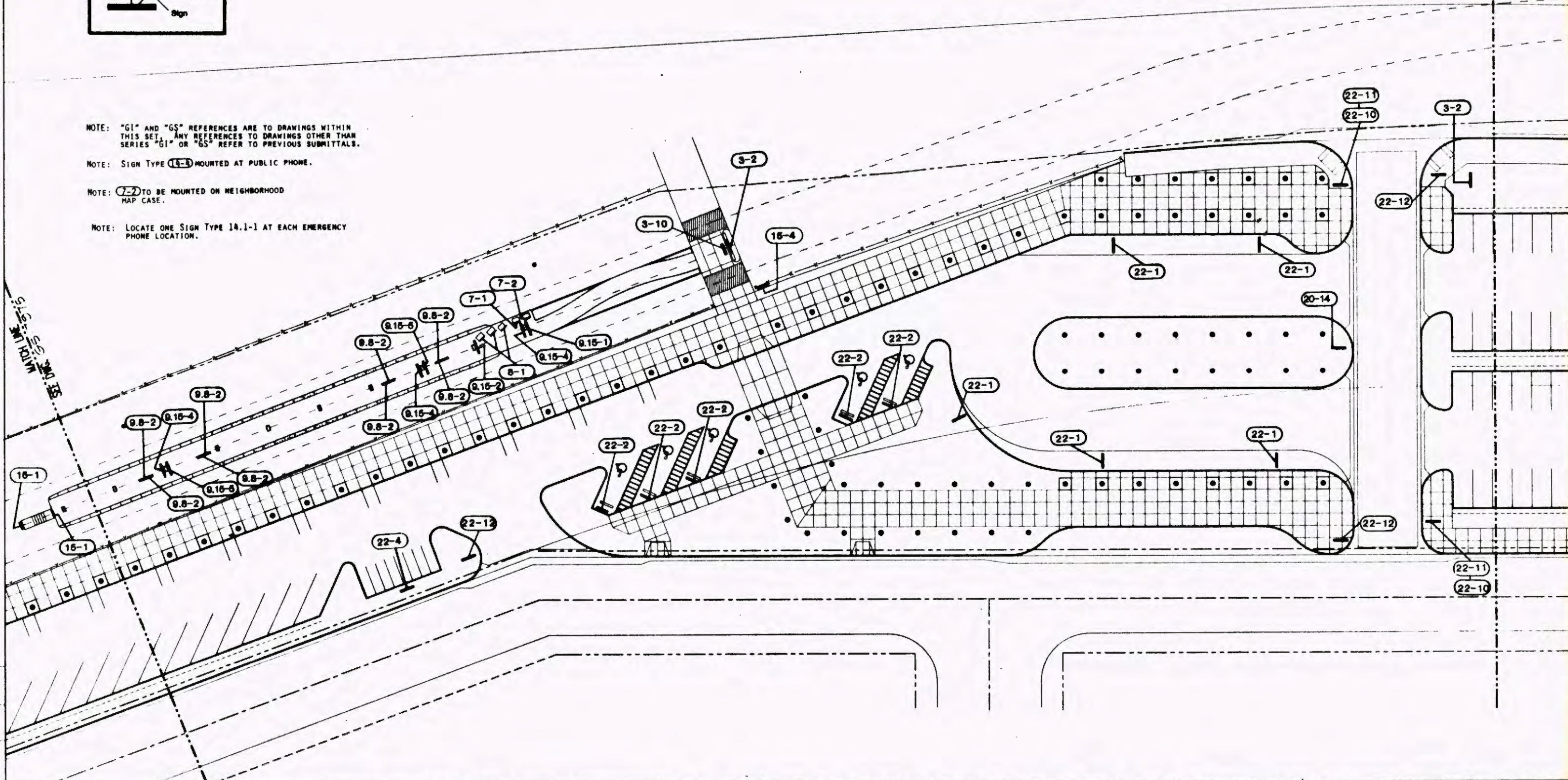


NOTE: "G1" AND "G5" REFERENCES ARE TO DRAWINGS WITHIN THIS SET. ANY REFERENCES TO DRAWINGS OTHER THAN SERIES "G1" OR "G5" REFER TO PREVIOUS SUBMITTALS.

NOTE: SIGN TYPE 14-3 MOUNTED AT PUBLIC PHONE.

NOTE: 22-2 TO BE MOUNTED ON NEIGHBORHOOD MAP CASE.

NOTE: LOCATE ONE SIGN TYPE 14.1-1 AT EACH EMERGENCY PHONE LOCATION.



MATCH LINE
SEE DWG. GS-7977

Mark Element
 Physical Entity
 Contract Component
 Sub-Component
 Project Number

REV.	DATE	DESCRIPTION	BY	APP.
2.20.88		ISSUED FOR BID		

Information contained in this plan, drawing, specification, and/or information furnished hereon shall remain the property of the Los Angeles County Transportation Commission and shall not be used for any purpose not provided for in agreement with the Los Angeles County Transportation Commission.

DESIGNED BY
J. STEPHEN
DRAWN BY
A. HILARIO
CHECKED BY
[Signature]
APPROVED BY
[Signature]
DATE
FEBRUARY 20, 1988

LOS ANGELES COUNTY TRANSPORTATION COMMISSION
The Long Beach-Los Angeles Rail Transit Project

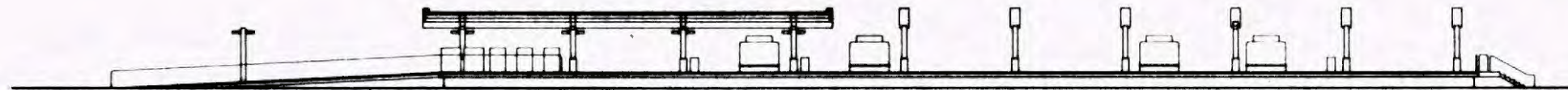
SANCHEZ KAMPS ASSOCIATES DESIGN
Graphic Consultant
60 W. Green Street
Pasadena, CA 91105
818/793-4017

TRANSCAL
Transport Consultants of Southern California

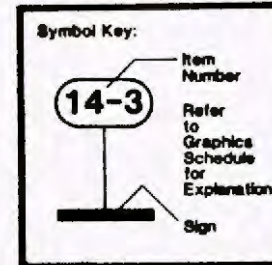
APPROVED: *[Signature]*

SIGNAGE AND GRAPHICS
STATION SIGNAGE LOCATION PLAN
WILLOW STATION
SITE PLAN - SECOND SHEET OF 3

CONTRACT NO. R01-T01-H0890	
DRAWING NO. GS-7976	
REV.	SHEET NO. 60
SCALE 1"=20'-0"	



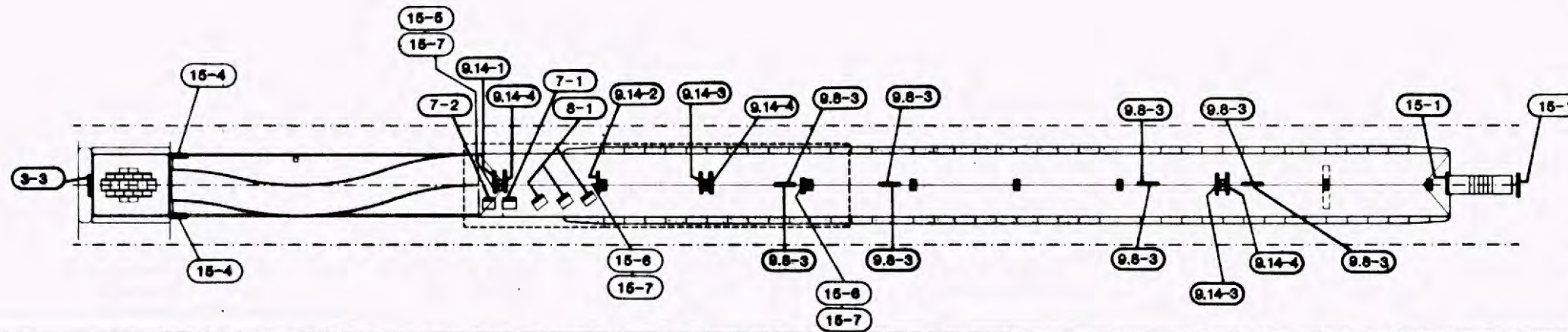
REFERENCE ELEVATION



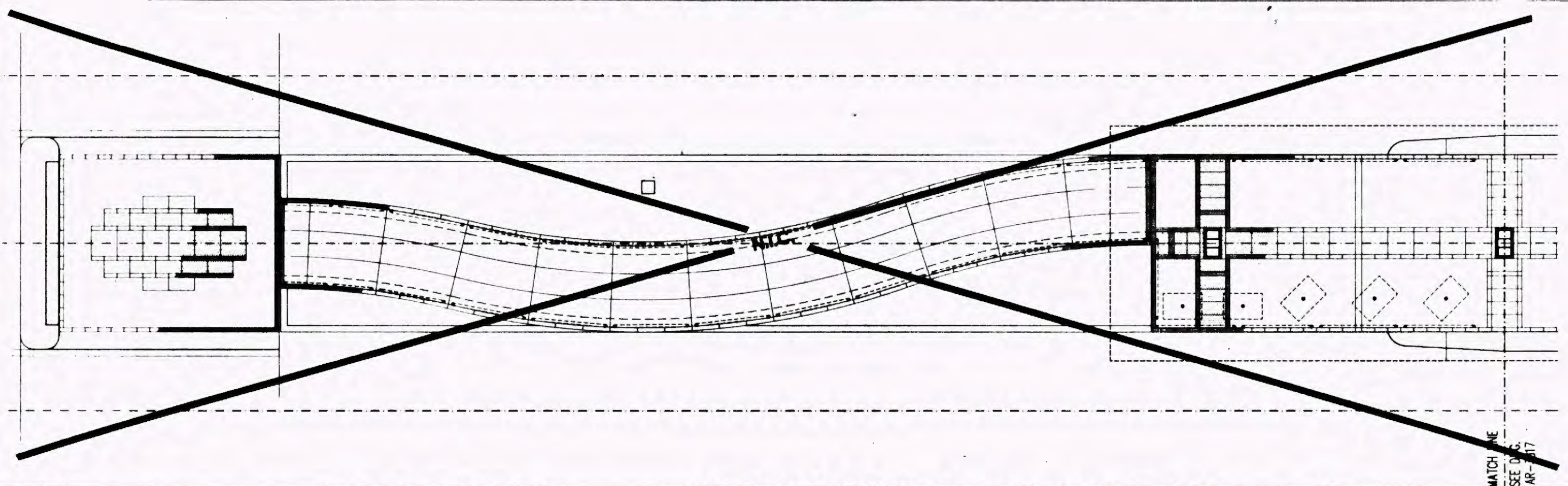
NOTE: "GI" AND "GS" REFERENCES ARE TO DRAWINGS WITHIN THIS SET. ANY REFERENCES TO DRAWINGS OTHER THAN SERIES "GI" OR "GS" REFER TO PREVIOUS SUBMITTALS.

NOTE: (7-2) TO BE MOUNTED ON NEIGHBORHOOD MAP CASE.

NOTE: SIGN TYPE (14-3) MOUNTED AT PUBLIC PHONE.



NOTE: LOCATE ONE SIGN TYPE 14.1-1 AT EACH EMERGENCY PHONE LOCATION.



MATCH LINE
SEE DRAWING AR-1017

Project Number
Contract Number
Physical Entity
Mark Element

REV.	DATE	DESCRIPTION	BY	APP.
2.20.89		ISSUED FOR BID		

Information contained on all plans, drawings, specifications, and/or information furnished herewith shall remain the property of the Los Angeles County Transportation Commission, and shall not be used for any purpose not provided for in agreement with the Los Angeles County Transportation Commission.

DESIGNED BY
L. SULLIVAN
DRAWN BY
A. WILSON
CHECKED BY
S. GARDNER
APPROVED BY
[Signature]
DATE
FEBRUARY 20, 1989

LOS ANGELES COUNTY TRANSPORTATION COMMISSION
The Long Beach-Los Angeles Rail Transit Project

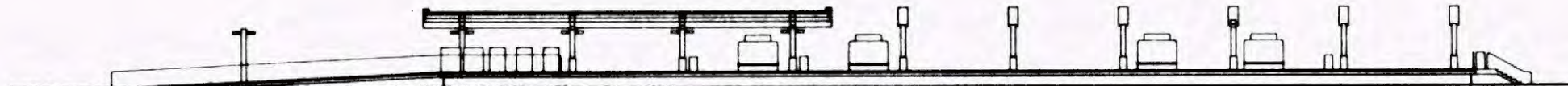
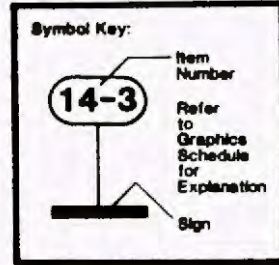
SANCHEZ KAMPS ASSOCIATES DESIGN
Graphic Consultant
60 W. Green Street
Pasadena, CA 91105
818/793-4037

TRANSCAL
Special Consultants of Southern California

APPROVED: *[Signature]*

SIGNAGE AND GRAPHICS
STATION SIGNAGE LOCATION PLAN
PACIFIC COAST HIGHWAY STATION
PLATFORM PLANS

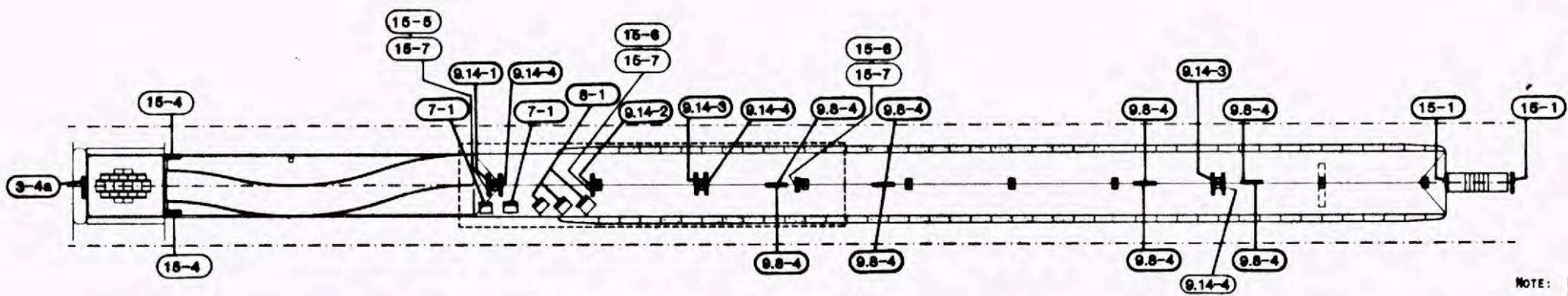
CONTRACT NO. RD 1-T01-H0660	
DRAWING NO.	GS-7978
REV.	SHEET NO. 61
SCALE 1/16"=1'-0"	



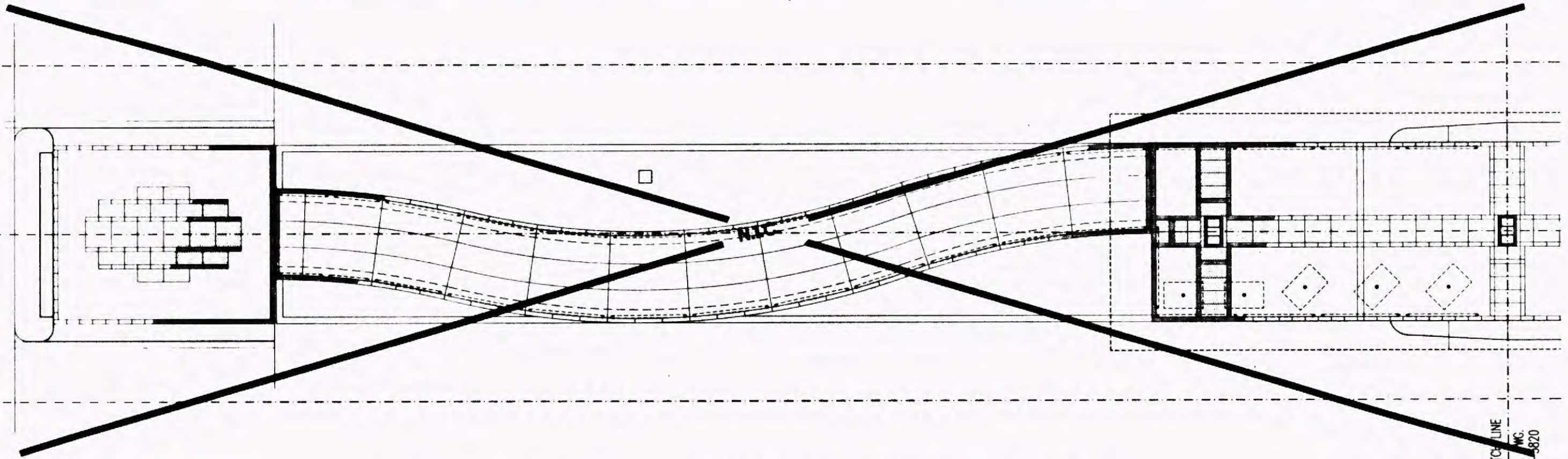
REFERENCE ELEVATION

NOTE: "G1" AND "G5" REFERENCES ARE TO DRAWINGS WITHIN THIS SET. ANY REFERENCES TO DRAWINGS OTHER THAN SERIES "G1" OR "G5" REFER TO PREVIOUS SUBMITTALS.

NOTE: SIGN TYPE 14-3 MOUNTED AT PUBLIC PHONE.



NOTE: LOCATE ONE SIGN TYPE 14.1-1 AT EACH EMERGENCY PHONE LOCATION.



Project Engineer
 City Engineer
 City Clerk
 City Auditor
 City Assessor
 City Controller
 City Treasurer
 City Attorney
 City Manager
 City Council
 City Commission
 City Board
 City Department
 City Office
 City Agency
 City Division
 City Section
 City Unit
 City Position
 City Title
 City Name
 City Address
 City Phone
 City Fax
 City Email
 City Website
 City Social Media
 City Contact Information

REV.	DATE	DESCRIPTION	BY	APP.
2.20.89		ISSUED FOR BID		

LOS ANGELES COUNTY TRANSPORTATION COMMISSION
 The Long Beach-Los Angeles Rail Transit Project
SANchez KAMPS ASSOCIATES Graphic Consultant
 60 W. Green Street
 Pasadena, CA 91105
 818/793-4017
 DESIGNED BY: J. STODARD
 DRAWN BY: A. HILARIO
 CHECKED BY: S. GARDNER
 APPROVED BY: S. GARDNER
 DATE: FEBRUARY 20, 1989

TRANS CAL Transit Consultants of Southern California
 A Joint Venture of Transcal Consultants Group & Douglas, Inc.
 2200 Wilshire Blvd., Suite 1000
 Los Angeles, California 90057
 APPROVED: *[Signature]*

CONTRACT NO. R01-T01-H0880	
DRAWING NO.	GS-7979
REV.	SHEET NO. 62
SCALE 1/16"=1'-0"	

6TH ST

5TH ST

LONG BEACH BLVD

28'-0" NTS

14'-0" CROSSWALK

53'-7 1/2" ACCESS PATH

13'-0" EMERGENCY STAIR

189'-3" PLATFORM

22'-9" FARE AREA

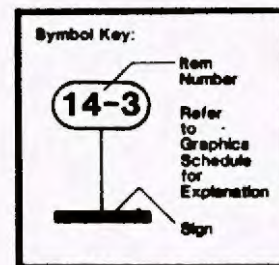
67'-0" SLOPING SIDEWALK

17'-0" CROSSWALK

28'-0" NTS

440.09'


B C D E F G H J K L



NOTE: SIGN TYPE 14-1 MOUNTED AT PUBLIC PHONE.

NOTE: "G1" AND "GS" REFERENCES ARE TO DRAWINGS WITHIN THIS SET. ANY REFERENCES TO DRAWINGS OTHER THAN SERIES "G1" OR "GS" REFER TO PREVIOUS SUBMITTALS.

NOTE: LOCATE ONE SIGN TYPE 14.1-1 AT EACH EMERGENCY PHONE LOCATION.



STATION PLAN - 32

Work Element
Physical Entry
Project Inspector
Cost Element
Project Number

REV	DATE	DESCRIPTION	BY	APP.
230.86	ISSUED FOR BID			

Information confidential
all plans, drawings, specifications, and/or information furnished herewith shall remain the property of the Los Angeles County Transportation Commission.
shall be held confidential and shall not be used for any purpose not provided for in agreements with the Los Angeles County Transportation Commission.

DESIGNED BY
J. STEPHEN
DRAWN BY
A. HILARIO
CHECKED BY
S. GARDNER
APPROVED BY
J. HARRISON
DATE
FEBRUARY 20, 1988

LOS ANGELES COUNTY TRANSPORTATION COMMISSION
The Long Beach-Los Angeles Rail Transit Project

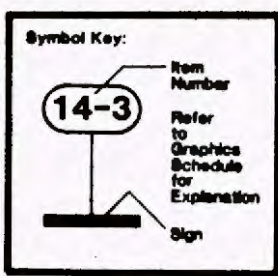
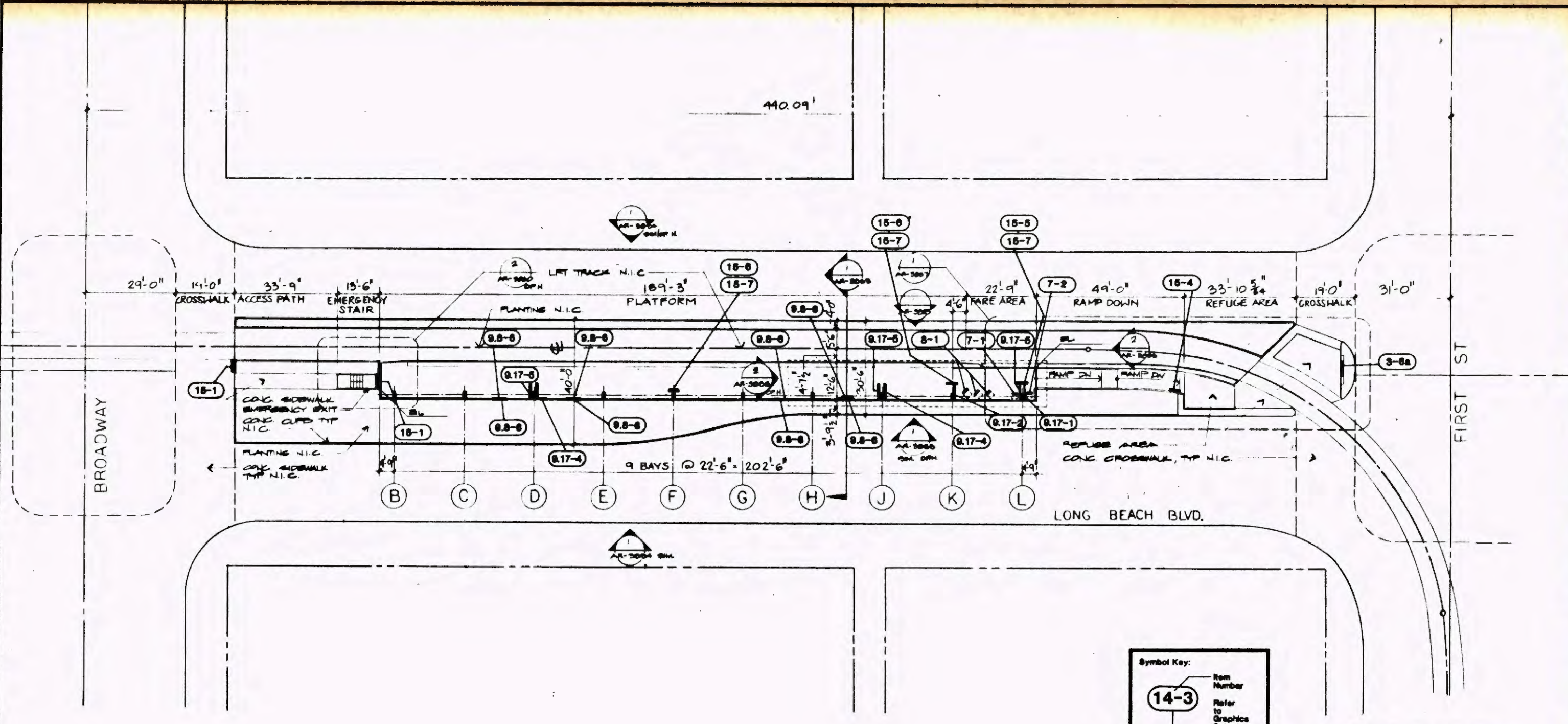
SANCHEZ KAMPS ASSOCIATES DESIGN
Graphic Consultant
60 W. Green Street
Pasadena, CA 91105
818/793-4017

TRANSFAL
Special Consultants of Southern California

APPROVED: *[Signature]*

SIGNAGE AND GRAPHICS
STATION SIGNAGE LOCATION PLAN
5TH STREET STATION

CONTRACT NO R01-Y01-H0880
DRAWING NO
GS-7980
REV SHEET NO
63
SCALE
1/16" = 1'-0"




NOTE: (14-3) TO BE MOUNTED ON NEIGHBORHOOD MAP CASE.

NOTE: SIGN TYPE (14-9) MOUNTED AT PUBLIC PHONE.

NOTE: "G1" AND "G5" REFERENCES ARE TO DRAWINGS WITHIN THIS SET. ANY REFERENCES TO DRAWINGS OTHER THAN SERIES "G1" OR "G5" REFER TO PREVIOUS SUBMITTALS.

NOTE: LOCATE ONE SIGN TYPE 14.1-1 AT EACH EMERGENCY PHONE LOCATION.

1 STATION PLAN - 1ST
1/16" = 1'-0"



Project Number	220.89
Contract Designer	ISSUED FOR BID
Contract Engineer	
Contract Checker	
Contract Approver	
Rev. No.	1
Rev. Date	2/20/89
Rev. Description	ISSUED FOR BID

Information furnished on all plans, drawings, reports, specifications, and/or information furnished hereon shall remain the property of the Los Angeles County Transportation Commission. It shall be held confidential and shall not be used for any purpose not provided for in agreement with the Los Angeles County Transportation Commission.
DESIGNED BY J. STAFFORD
DRAWN BY A. HILARIO
CHECKED BY S. GARDNER
APPROVED BY [Signature]
DATE FEBRUARY 20, 1989

<p>LOS ANGELES COUNTY TRANSPORTATION COMMISSION The Long Beach-Los Angeles Rail Transit Project</p> <p>SANCHEZ KAMPS ASSOCIATES DESIGN Graphic Consultant 40 W. Green Street Pasadena, CA 91105 818/793-4017</p> <p>TRANSPAL Travel Consultants of Southern California</p>

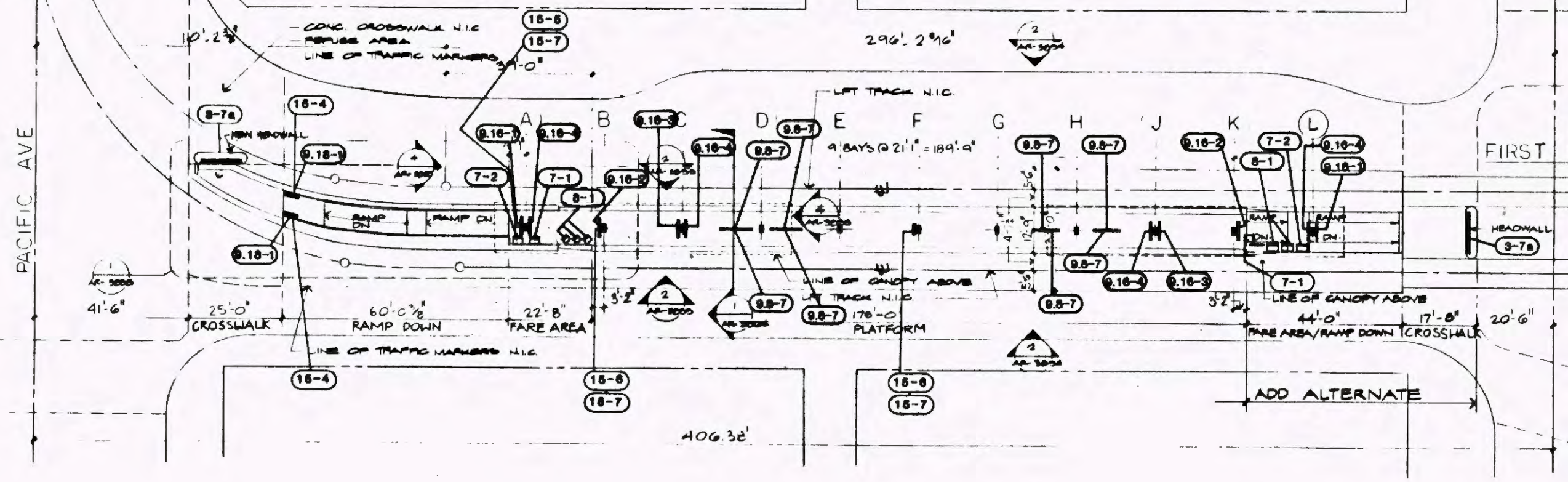
<p>SIGNAGE AND GRAPHICS STATION SIGNAGE LOCATION PLAN 1ST STREET STATION</p>

CONTRACT NO. R01-T01-H0880
DRAWING NO. GS-7981
REV. SHEET NO. 64
SCALE 1/16" = 1'-0"

PACIFIC AVE

PINE AVE

FIRST ST



STATION PLAN - TRANSIT MALL
1/6" = 1'-0"

Symbol Key:


14-3
 Rem Number
 Refer to Graphics Schedule for Explanation
 Sign

NOTE: (7-2) TO BE MOUNTED ON NEIGHBORHOOD MAP CASE.

NOTE: SIGN TYPE (15-3) MOUNTED AT PUBLIC PHONE.

NOTE: "G1" AND "GS" REFERENCES ARE TO DRAWINGS WITHIN THIS SET. ANY REFERENCES TO DRAWINGS OTHER THAN SERIES "G1" OR "GS" REFER TO PREVIOUS SUBMITTALS.

NOTE: LOCATE ONE SIGN TYPE 14.1-1 AT EACH EMERGENCY PHONE LOCATION.



Project Number	
Contract Designator	
Physical Entity	
Work Element	

REV.	DATE	DESCRIPTION	BY	APP.
2	02.08	ISSUED FOR BID		

DESIGNED BY
J. STEPPARD

DR. DRAWN BY
A. HILARIO

CHECKED BY
S. GARDNER

APPROVED BY
[Signature]

DATE
FEBRUARY 28, 1999

LOS ANGELES COUNTY TRANSPORTATION COMMISSION
The Long Beach-Los Angeles Rail Transit Project

SANCHEZ KAMPS ASSOCIATES DESIGN
Graphic Consultant
60 W. Green Street
Pasadena, CA 91105
818/793-4017

TRANSCAL
Special Consultants of Southern California

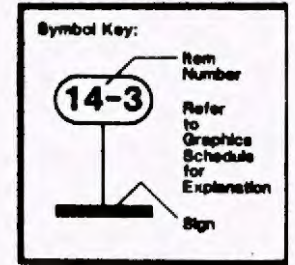
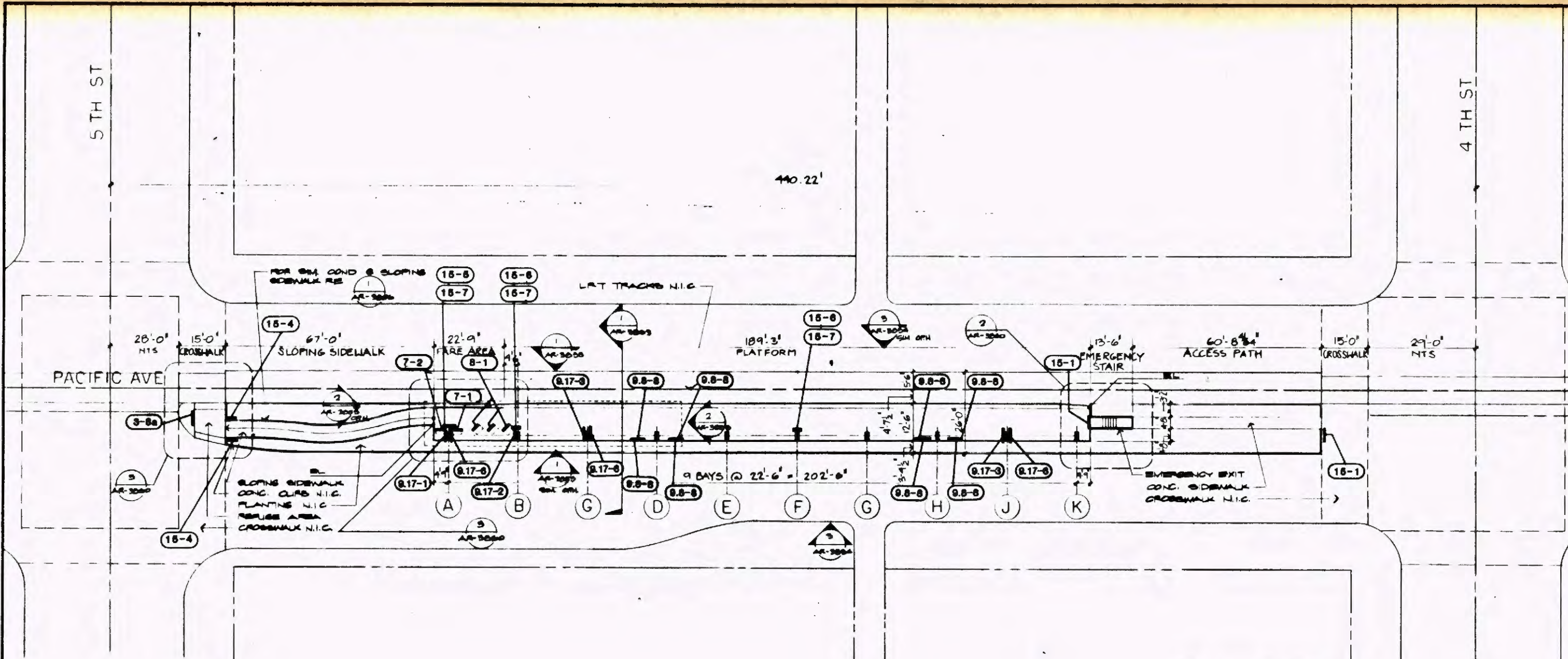
SUBMITTED: **[Signature]**
APPROVED: **[Signature]**

SIGNAGE AND GRAPHICS
STATION SIGNAGE LOCATION PLAN
TRANSIT MALL STATION

CONTRACT NO R01-T01-H0880
DRAWING NO
GS-7982

REV SHEET NO.
65

SCALE
1/16" = 1'-0"




NOTE: (7-2) TO BE MOUNTED ON NEIGHBORHOOD MAP CASE.

NOTE: SIGN TYPE (4-5) MOUNTED AT PUBLIC PHONE.

NOTE: "G1" AND "G5" REFERENCES ARE TO DRAWINGS WITHIN THIS SET. ANY REFERENCES TO DRAWINGS OTHER THAN SERIES "G1" OR "G5" REFER TO PREVIOUS SUBMITTALS.

NOTE: LOCATE ONE SIGN TYPE 14.1-1 AT EACH EMERGENCY PHONE LOCATION.



STATION PLAN - PACIFIC



Project Number	2.20.89
Issue Element	ISSUED FOR BID
Phase Element	
Work Element	

REV	DATE	DESCRIPTION	BY	APP.

DESIGNED BY
J. STODOLSKY

DRAWN BY
A. HILARIO

CHECKED BY
S. SANDOZ

APPROVED BY
[Signature]

DATE
FEBRUARY 28, 1989

LOS ANGELES COUNTY TRANSPORTATION COMMISSION
The Long Beach-Los Angeles Rail Transit Project

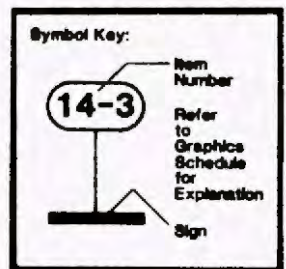
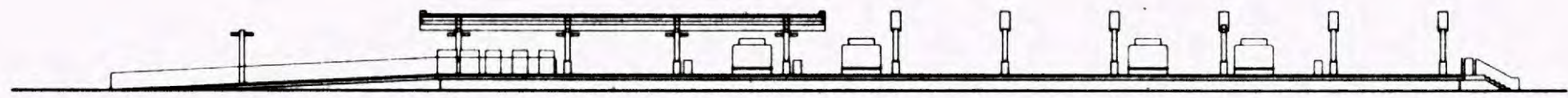
SANCHEZ KAMPS ASSOCIATES DESIGN
Graphic Consultant
60 W. Green Street
Pasadena, CA 91105
818/793-4017

TRANSFAL
Transit Consultants of Southern California

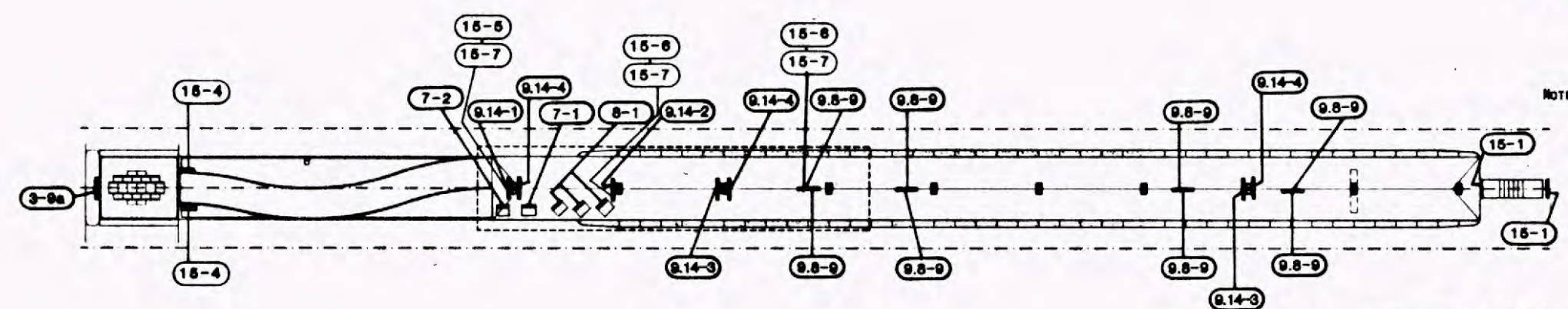
APPROVED: **[Signature]**

SIGNAGE AND GRAPHICS
STATION SIGNAGE LOCATION PLAN
PACIFIC AVENUE STATION

CONTRACT NO. R01-T01-H0880
DRAWING NO. **GS-7883**
REV SHEET NO. **66**
SCALE **1/16" = 1'-0"**



NOTE: "GI" AND "GS" REFERENCES ARE TO DRAWINGS WITHIN THIS SET. ANY REFERENCES TO DRAWINGS OTHER THAN SERIES "GI" OR "GS" REFER TO PREVIOUS SUBMITTALS.

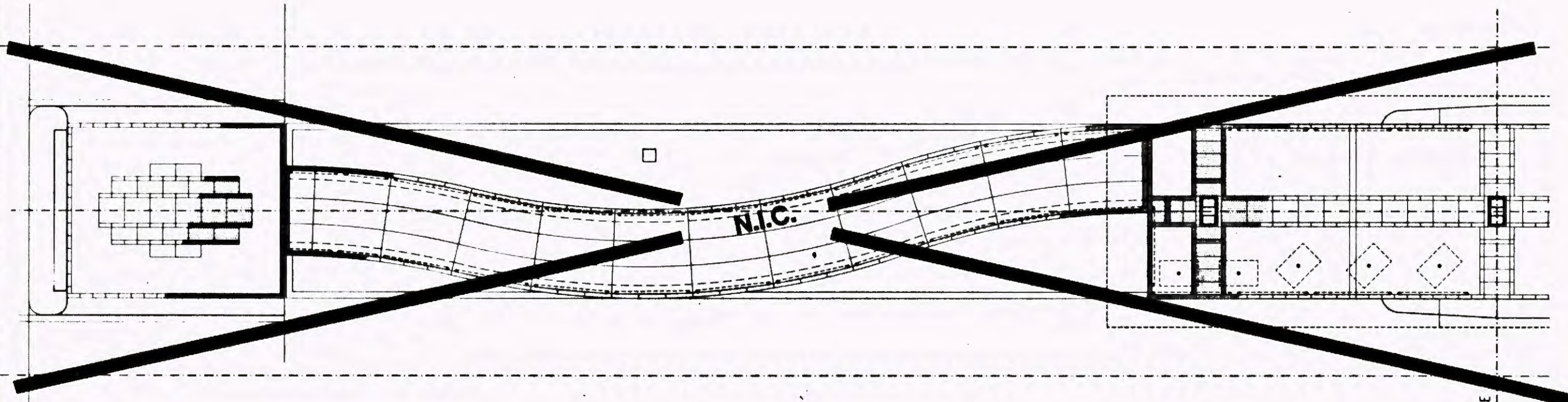


NOTE: LOCATE ONE SIGN TYPE 14.1-1 AT EACH EMERGENCY PHONE LOCATION.

NOTE: 7-2 TO BE MOUNTED ON NEIGHBORHOOD MAP CASE.

NOTE: SIGN TYPE 14-3 MOUNTED AT PUBLIC PHONE

NOTE: ALL SIGNS FOR HILL STREET STATION ARE TO BE FABRICATED BUT NOT INSTALLED



Work Element
 Physical Facility
 Contract Component
 Cost Element
 Project

REV.	DATE	DESCRIPTION	BY	APP.
2.00.00		ISSUED FOR BID		

Information confidential: all plans, drawings, specifications, and/or information furnished herewith shall remain the property of the Los Angeles County Transportation Commission, and shall not be used for any purpose not provided for in agreements with the Los Angeles County Transportation Commission.

DESIGNED BY: *JEFF DODD*
 DRAWN BY: *A. HILARIO*
 CHECKED BY: *BAEDNOR*
 APPROVED BY: *[Signature]*
 DATE: FEBRUARY 20, 1988

LOS ANGELES COUNTY TRANSPORTATION COMMISSION
 The Long Beach-Los Angeles Rail Transit Project

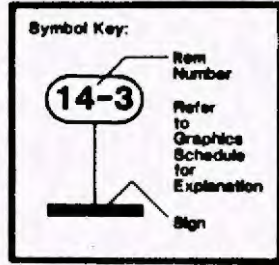
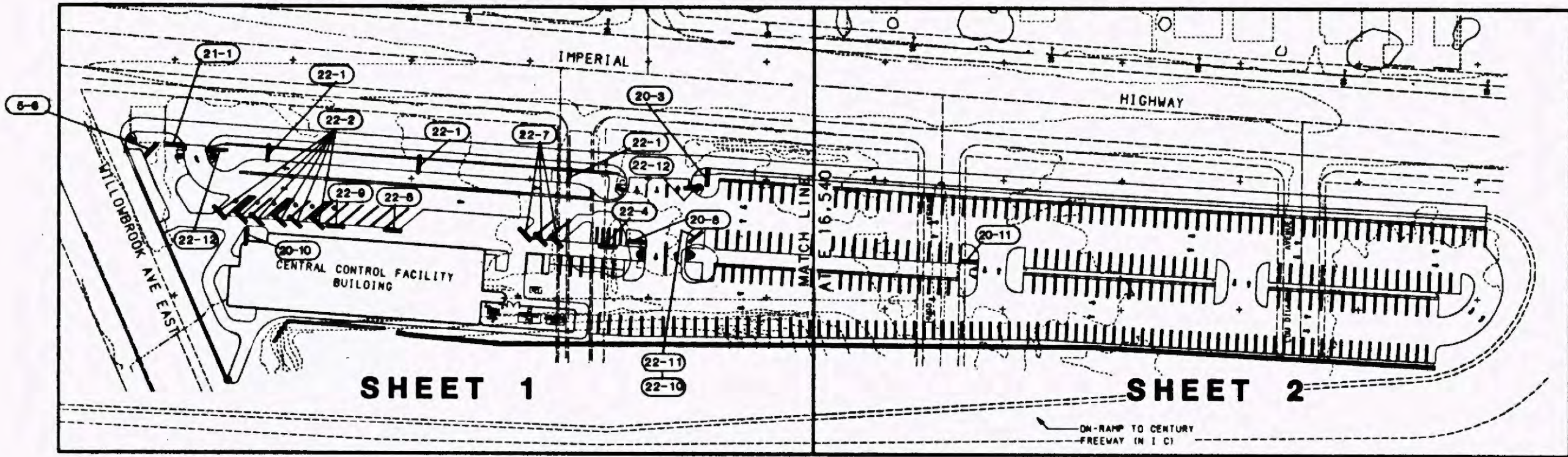
SANCHEZ KAMPS ASSOCIATES Graphic Consultant
 60 W. Green Street
 Pasadena, CA 91105
 DESIGN: 818/793-4017
 DATE: FEBRUARY 20, 1988

TRANSCAL Transit Consultants of Southern California
 APPROVED: *[Signature]*

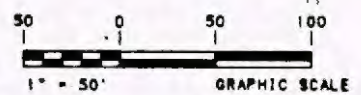
SIGNAGE AND GRAPHICS
STATION SIGNAGE LOCATION PLAN
HILL STREET STATION (FUTURE)

CONTRACT NO. R01-T01-H0666	
DRAWING NO. GS-7984	
REV.	SHEET NO. 67
SCALE 1/16"=1'-0"	

MATCH LINE
 SEE DWG. AR-3814



NOTE: "G1" AND "G3" REFERENCES ARE TO DRAWINGS WITHIN THIS SET. ANY REFERENCES TO DRAWINGS OTHER THAN SERIES "G1" OR "G3" REFER TO PREVIOUS SUBMITTALS.



Work Element	
Physical Entity	
Contract Designator	
Cost Element	
Project Number	

REV.	DATE	DESCRIPTION	BY	APP.
2.20.89		ISSUED FOR BID		

Information contained in this plan, drawing, graphic, or other information furnished hereon shall remain the property of the Los Angeles County Transportation Commission and shall not be used for any purpose not provided for in agreement with the Los Angeles County Transportation Commission.

DESIGNED BY
J. SPOFFORD

DRAWN BY
K. ASELTINE

CHECKED BY
G. GARDNER

APPROVED BY
[Signature]

DATE
FEBRUARY 20, 1989

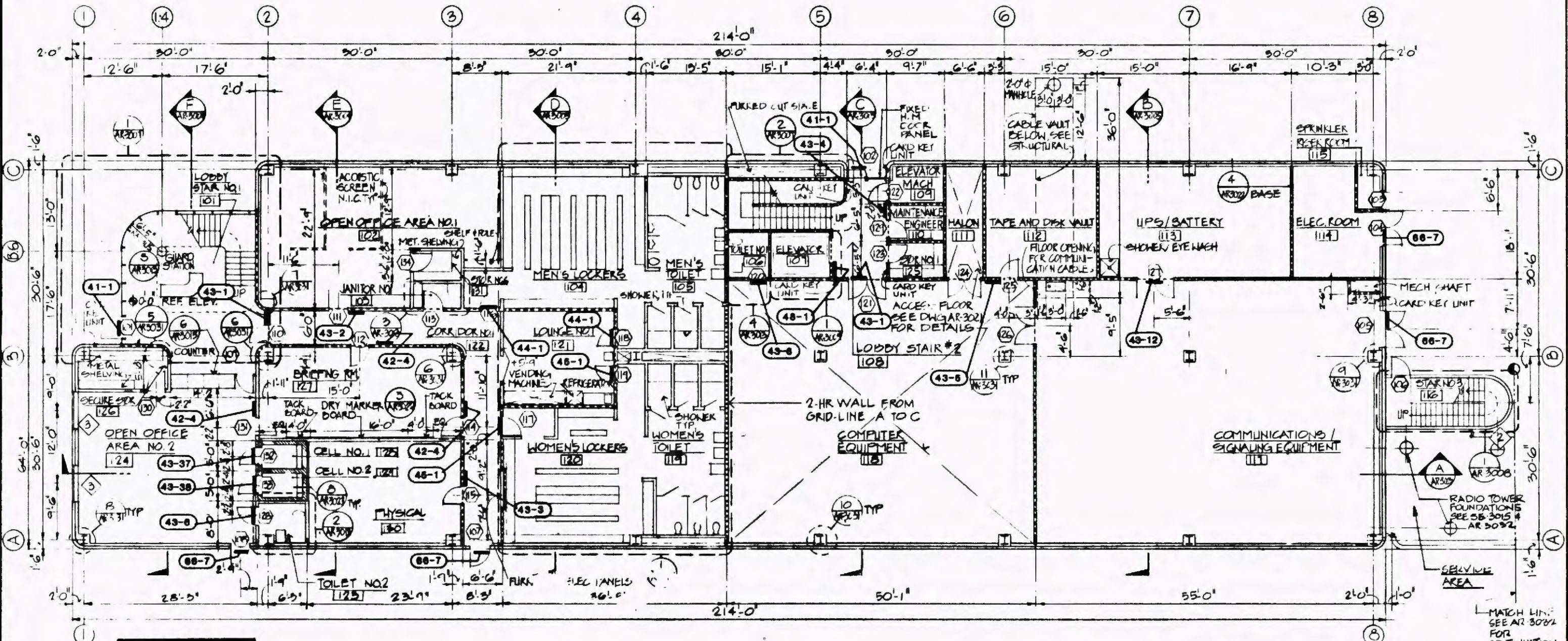
LOS ANGELES COUNTY TRANSPORTATION COMMISSION
The Long Beach-Los Angeles Rail Transit Project

SANCHEZ KAMPS ASSOCIATES Graphic Consultant
60 W. Green Street
Pasadena, CA 91105
DESIGN 818/793-4017

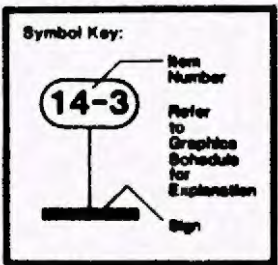
TRANSCAL Transit Consultants of Southern California
A Division of Parsons Brinckerhoff Quade & Douglas, Inc.
11000 Wilshire Blvd., Suite 1000, Los Angeles, CA 90024
APPROVED: *[Signature]*

SIGNAGE AND GRAPHICS
CENTRAL CONTROL FACILITY
LOCATION PLAN
SITE KEY PLAN

CONTRACT NO. R01-T01-H0880	
DRAWING NO. GS-7985	
REV.	SHEET NO. 68
SCALE AS NOTED	




FIRST FLOOR PLAN



NOTE:
1. SIGN TYPE 47-1, ENGINEERING CONTROL NUMBER IS THE ARCHITECTURAL ROOM IDENTIFICATION AND IS PLACED ON EACH DOORWAY TO EVERY ROOM. SEE DETAIL SHEET GS-7933.

----- 2 HR. FIRE SEPARATION
----- 1 HR. FIRE SEPARATION

NOTE: "G1" and "G5" REFERENCES ARE TO DRAWINGS WITHIN THIS SET. ANY REFERENCES TO DRAWINGS OTHER THAN SERIES "G1" OR "G5" REFER TO PREVIOUS SUBMITTALS.



Work Element
Physical Entity
Contract Description
Cost Estimate
Project Number

DESIGNED BY <i>J. STEWARD</i>	INFORMATION CONTAINED HEREIN IS THE PROPERTY OF LOS ANGELES COUNTY TRANSPORTATION COMMISSION AND SHALL NOT BE USED FOR ANY PURPOSES NOT PROVIDED FOR IN AGREEMENT WITH THE LOS ANGELES COUNTY TRANSPORTATION COMMISSION.
DRAWN BY <i>K. ASELTINE</i>	
CHECKED BY <i>S. GARDNER</i>	
APPROVED BY <i>[Signature]</i>	
DATE FEBRUARY 23, 1988	

LOS ANGELES COUNTY TRANSPORTATION COMMISSION
The Long Beach-Los Angeles Rail Transit Project

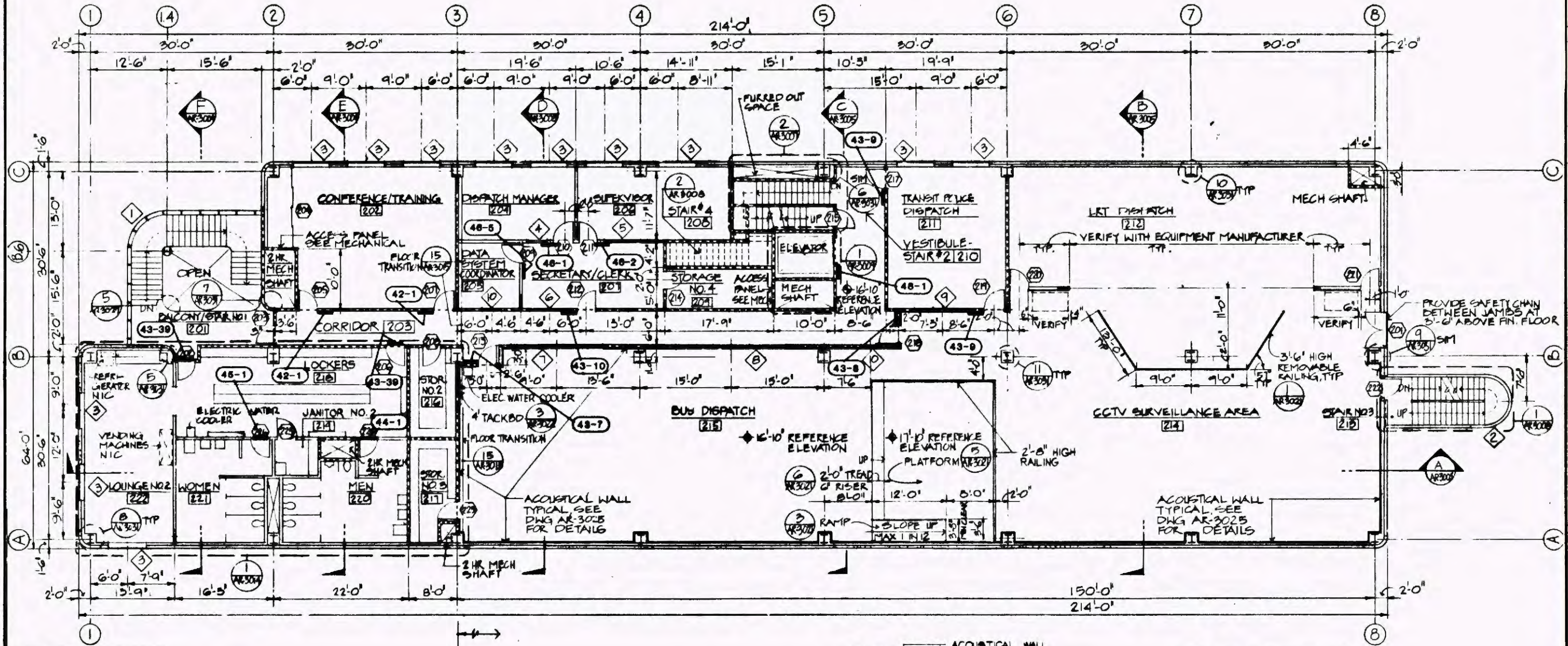
SANCHEZ KAMPS Graphic Consultant
60 W. Green Street
Pasadena, CA 91105
DESIGN 818/793-4017

TRANSCAL Transit Consultants of Southern California

APPROVED: *[Signature]*

SIGNAGE AND GRAPHICS
CENTRAL CONTROL FACILITY
LOCATION PLAN
FIRST FLOOR PLAN

CONTRACT NO R01-T01-00880	DRAWING NO GS-7986
REV.	SHEET NO. 69
SCALE	AS NOTED



SECOND FLOOR PLAN (1)
AR-3001

Symbol Key:


- Item Number
- Refer to Graphics Schedule for Explanation
- Sign

14-3

NOTE: "G1" AND "G5" REFERENCES ARE TO DRAWINGS WITHIN THIS SET. ANY REFERENCES TO DRAWINGS OTHER THAN SERIES "G1" OR "G5" REFER TO PREVIOUS SUBMITTALS.

NOTE
1. SIGN TYPE 47-1, ENGINEERING CONTROL NUMBER IS THE ARCHITECTURAL ROOM IDENTIFICATION AND IS PLACED ON EACH DOORWAY TO EVERY ROOM. SEE DETAIL SHEET GS-7933.

- ACOUSTICAL WALL
- FURRING
- CONC. WALL
- 2 HR. FIRE SEPARATION
- 1 HR. FIRE SEPARATION



Work
Physical
Contract
Cost
Project

REV.	DATE	DESCRIPTION	BY	APP.
2.20.89		ISSUED FOR BD		

DESIGNED BY
J. STEPPARD

DRAWN BY
K. ASBELTINE

CHECKED BY
S. GARDNER

APPROVED BY
S. GARDNER

DATE
FEBRUARY 28, 1989

LOS ANGELES COUNTY TRANSPORTATION COMMISSION
The Long Beach-Los Angeles Rail Transit Project

SANCHEZ KAMPS ASSOCIATES
Graphic Consultant
60 W. Green Street
Pasadena, CA 91105
DESIGN 818/793-4017

TRANSCAL
Trans Consultants of Southern California

APPROVED: *[Signature]*

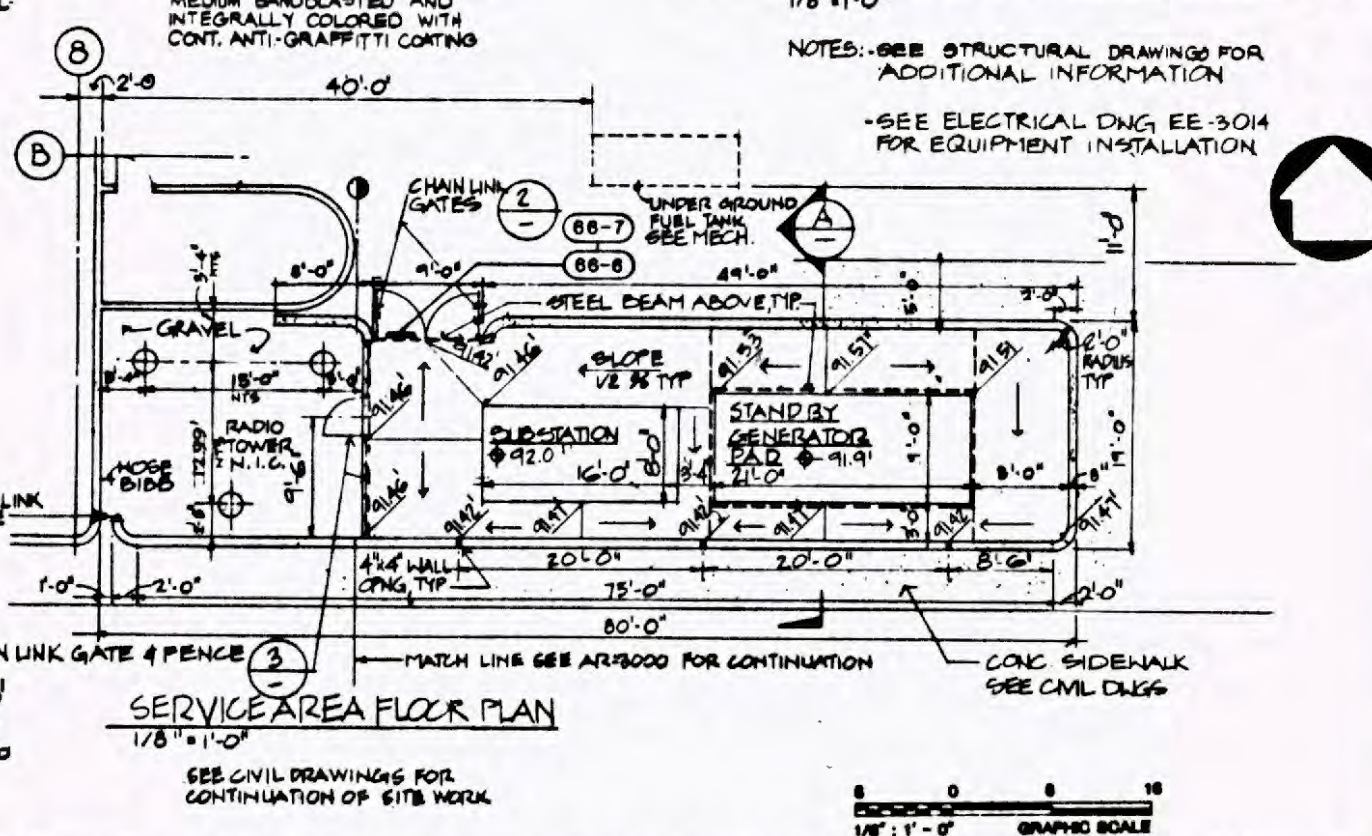
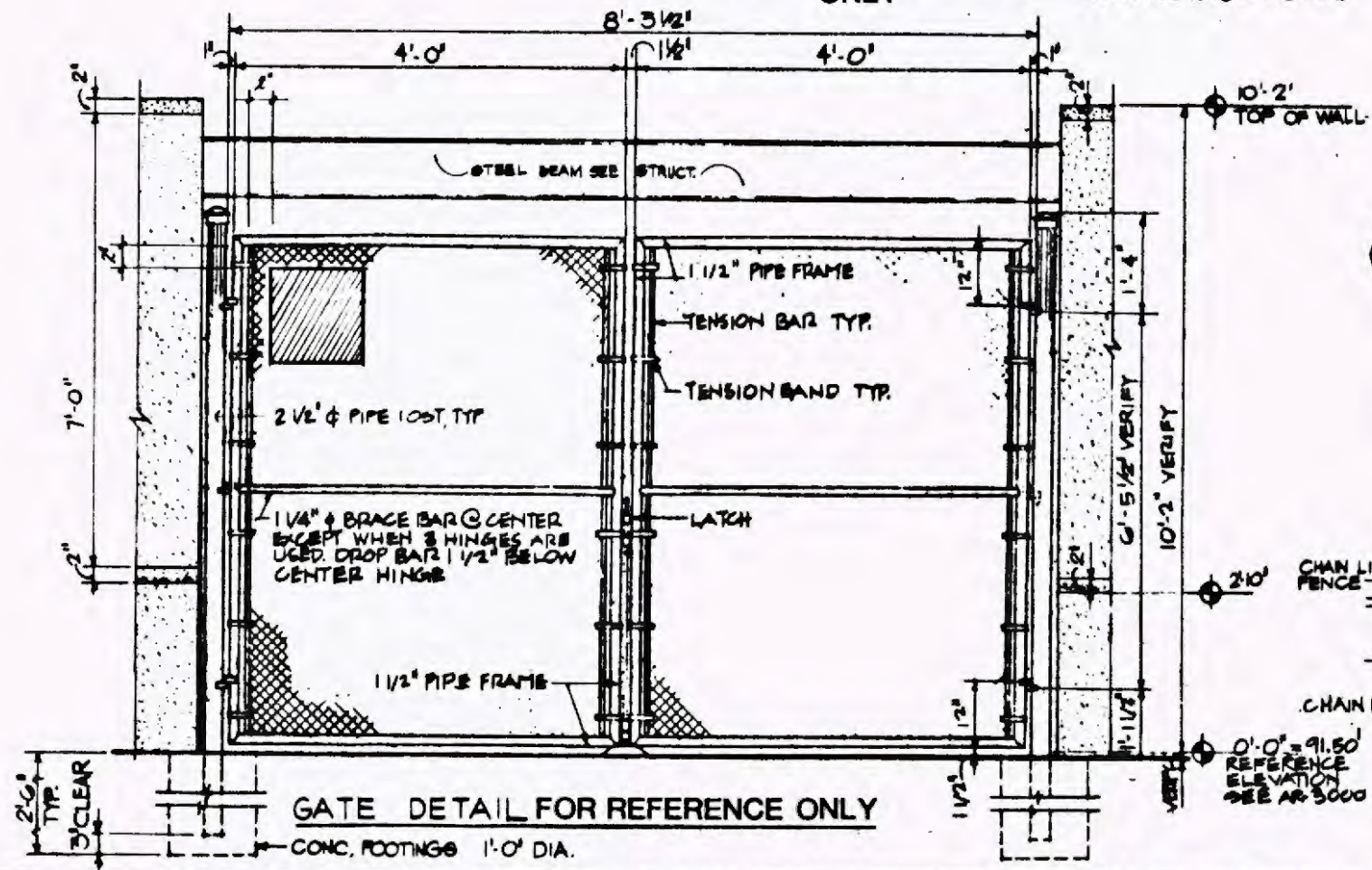
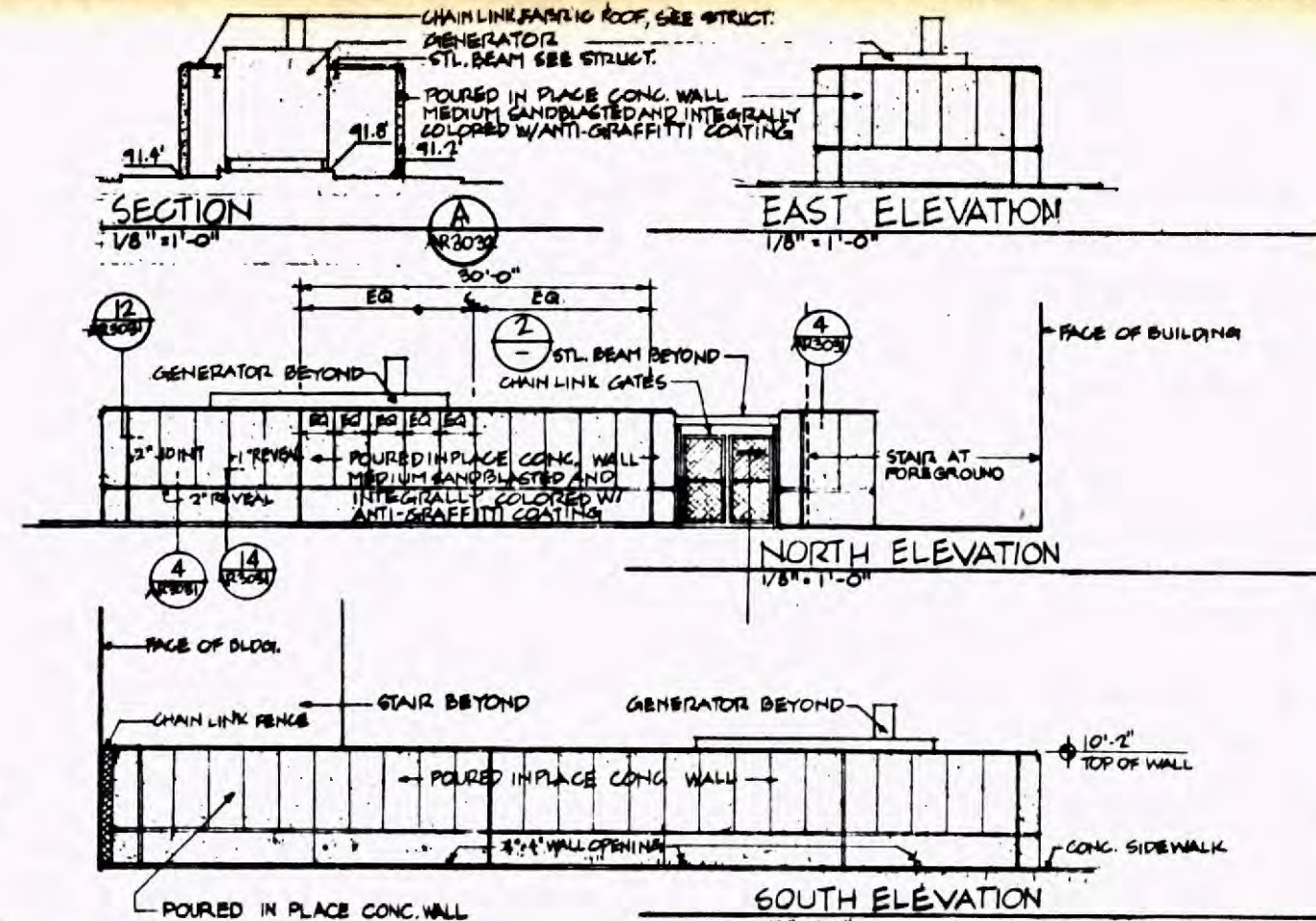
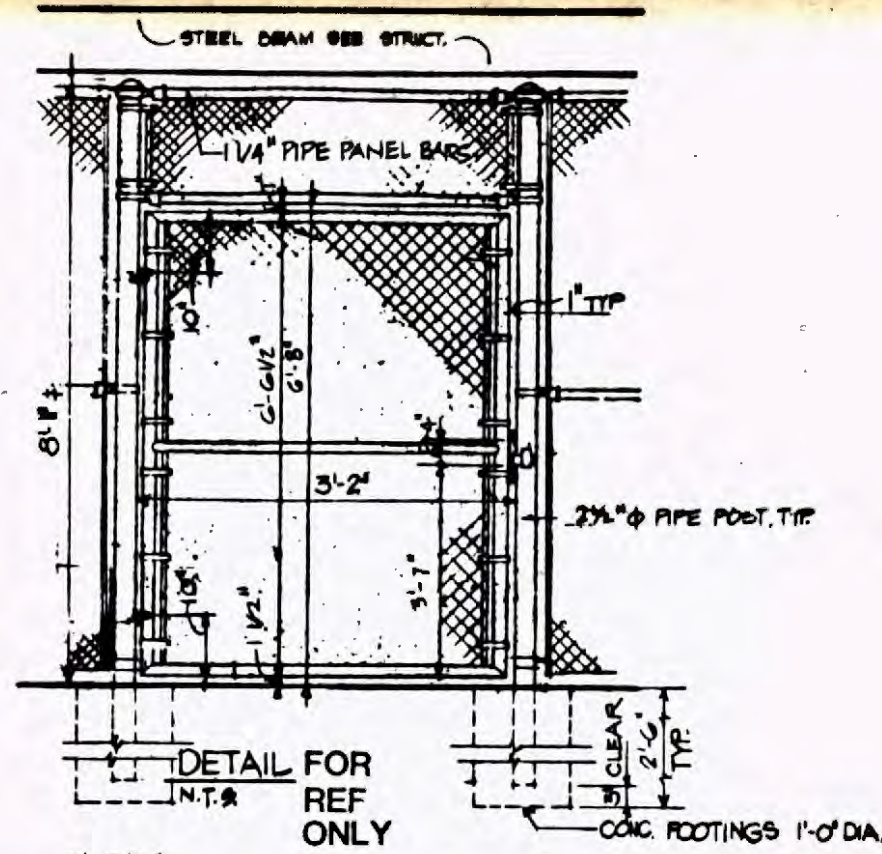
SIGNAGE AND GRAPHICS
CENTRAL CONTROL FACILITY
LOCATION PLAN
SECOND FLOOR PLAN

CONTRACT NO. R01-T01-H0880	
DRAWING NO. GS-7987	
REV.	SHEET NO. 70
SCALE AS NOTED	


Symbol Key:

Item Number
14-3
Refer to Graphics Schedule for Explanation

NOTE: "G1" AND "G5" REFERENCES ARE TO DRAWINGS WITHIN THIS SET. ANY REFERENCES TO DRAWINGS OTHER THAN SERIES "G1" OR "G5" REFER TO PREVIOUS SUBMITTALS.



NOTES: -SEE STRUCTURAL DRAWINGS FOR ADDITIONAL INFORMATION
-SEE ELECTRICAL DNG EE-3014 FOR EQUIPMENT INSTALLATION



Work Element	
Professional Entity	
Contract Description	
Project Number	

REV.	DATE	DESCRIPTION	BY	APP.
2.20.89		ISSUED FOR BID		

Information contained in plans, drawings, specifications, and/or information furnished herewith shall remain the property of the Los Angeles County Transportation Commission. Contractors shall be held responsible and shall not be used for any purposes not provided for in agreements with the Los Angeles County Transportation Commission.

DESIGNED BY: *[Signature]*
CHECKED BY: *[Signature]*
APPROVED BY: *[Signature]*
DATE: FEBRUARY 20, 1989

LOS ANGELES COUNTY TRANSPORTATION COMMISSION
The Long Beach-Los Angeles Rail Transit Project

SANCHEZ KAMPS Graphic Consultant
60 W. Green Street
Pasadena, CA 91105
818/793-4017

TRANSCAL
Special Consultants of Southern California
A Joint Venture of Transcal Group & Douglas Inc.
A Joint Venture of Transcal Group & Douglas Inc.

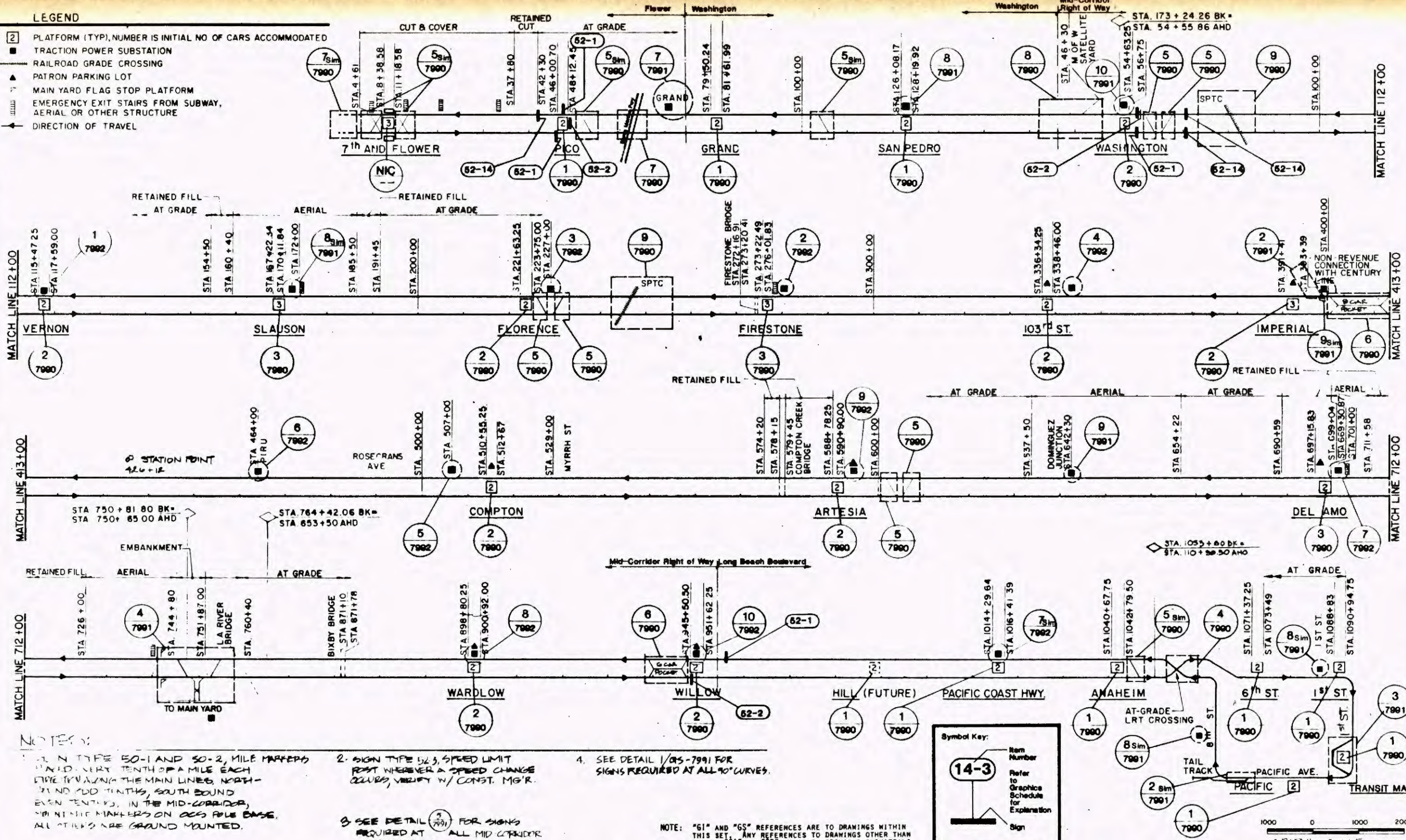
SUBMITTED: *[Signature]* APPROVED: *[Signature]*

SIGNAGE AND GRAPHICS
CENTRAL CONTROL FACILITY
SERVICE AREA LOCATION PLAN
ELEVATIONS, SECTION, DETAILS

CONTRACT NO. R01-T01-H0800
DRAWING NO. GS-7988
REV SHEET NO. 71
SCALE AS NOTED

LEGEND

- 2 PLATFORM (TYP), NUMBER IS INITIAL NO OF CARS ACCOMMODATED
- TRACTION POWER SUBSTATION
- RAILROAD GRADE CROSSING
- ▲ PATRON PARKING LOT
- MAIN YARD FLAG STOP PLATFORM
- EMERGENCY EXIT STAIRS FROM SUBWAY, AERIAL OR OTHER STRUCTURE
- DIRECTION OF TRAVEL



NOTES:

1. IN TYPE 50-1 AND 50-2, MILE MARKERS SHALL BE VERY TENTH OF A MILE EACH DIRE TYPING THE MAIN LINES, NORTH AND SOUTH TENTHS, SOUTH BOUND EVEN TENTHS, IN THE MID-CORRIDOR, MILE MARKERS ON CROSS RAIL BASE. ALL OTHERS ARE GROUND MOUNTED.
2. SIGN TYPE 52-3, SPEED LIMIT POST WHEREVER A SPEED CHANGE OCCURS, VERIFY W/ CONST. MG'R.
3. SEE DETAIL (3) FOR SIGNS REQUIRED AT ALL MID CORRIDOR INTERSECTIONS.
4. SEE DETAIL 1/05-7991 FOR SIGNS REQUIRED AT ALL 90° CURVES.

Symbol Key:


14-3

Item Number

Refer to Graphics Schedule for Explanation

Sign

NOTE: "G1" AND "G5" REFERENCES ARE TO DRAWINGS WITHIN THIS SET. ANY REFERENCES TO DRAWINGS OTHER THAN SERIES "G1" OR "G5" REFER TO PREVIOUS SUBMITTALS.



2.20.00	ISSUED FOR BID		
REV	DATE	DESCRIPTION	BY

DESIGNED BY
J. MURPHY

DRAWN BY
P. RYNDNER

CHECKED BY
J. MURPHY

APPROVED BY
[Signature]

DATE
FEBRUARY 28, 1989

LOS ANGELES COUNTY TRANSPORTATION COMMISSION
The Long Beach-Los Angeles Rail Transit Project

SANCHEZ RAMOS ASSOCIATES DESIGN
40 W. Green Street
Pasadena, CA 91105
818/793-4017

Southern California Rail Consultants
A Joint Venture of
• Parsons Brinckerhoff (Transit & Transport, Inc.)
• James Engineering & Planning, Inc.
• James Stewart Johnson & Associates, Inc.

APPROVED: *[Signature]*

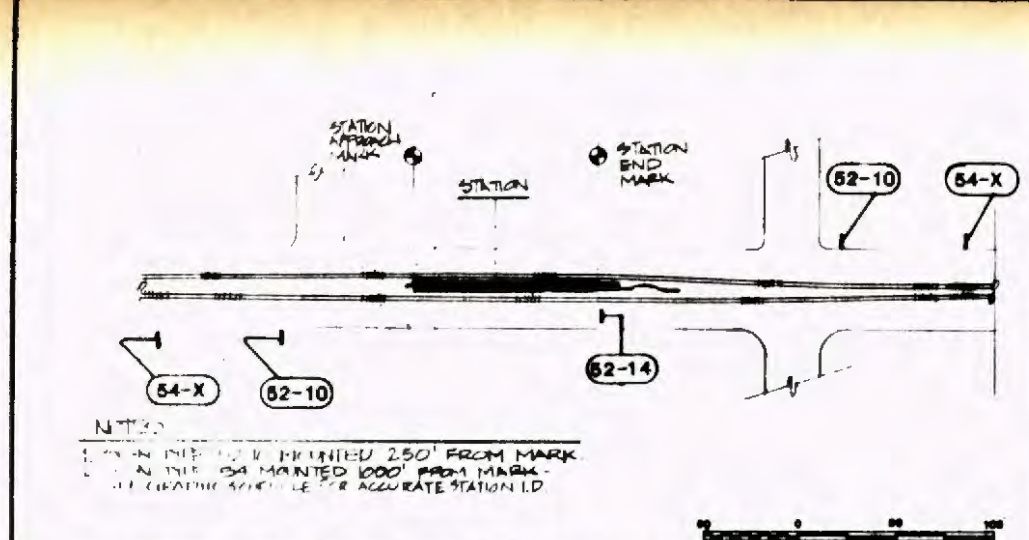
SIGNAGE AND GRAPHICS
RIGHT OF WAY
LOCATION PLAN
MAIN LINE ROUTE SCHEMATIC

CONTRACT NO R01-T01-H0880

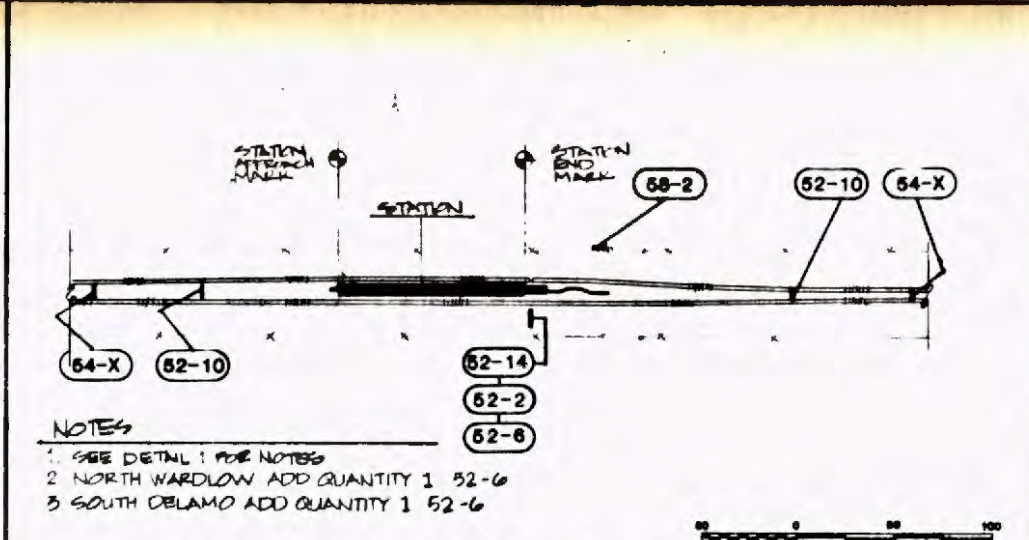
DRAWING NO
G8-7989

REV SHEET NO
72

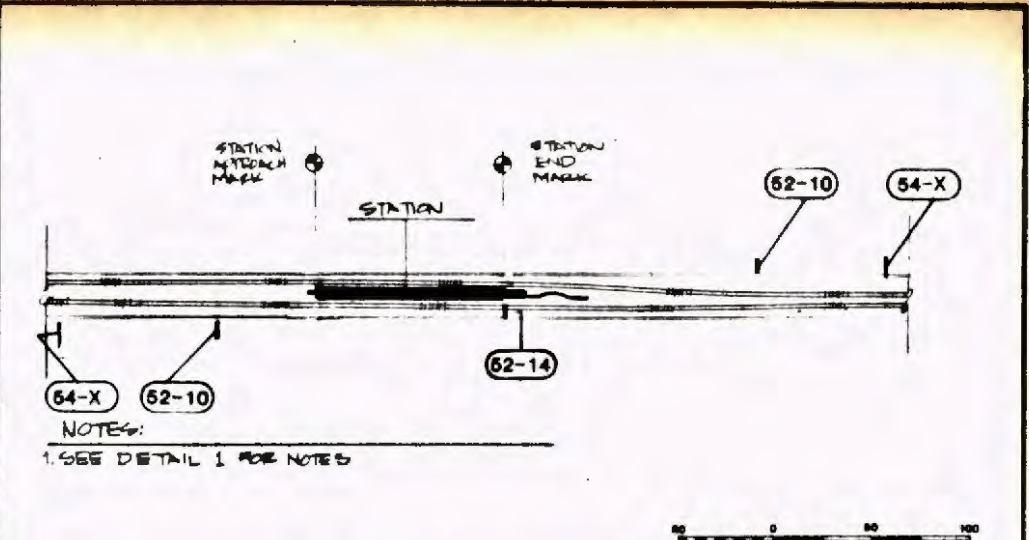
SCALE
1" = 1000'



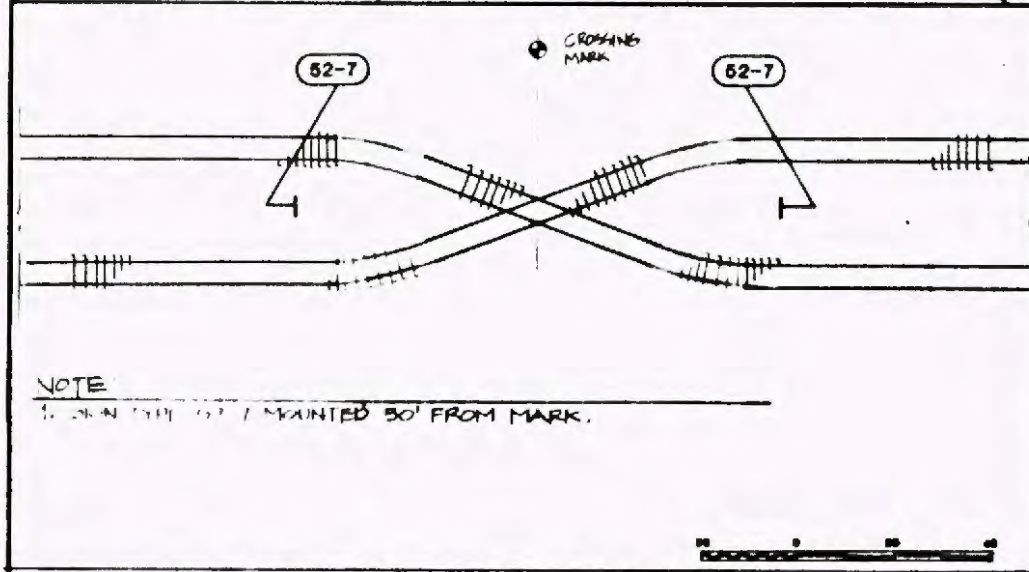
Operational Signs at CBD Stations ①



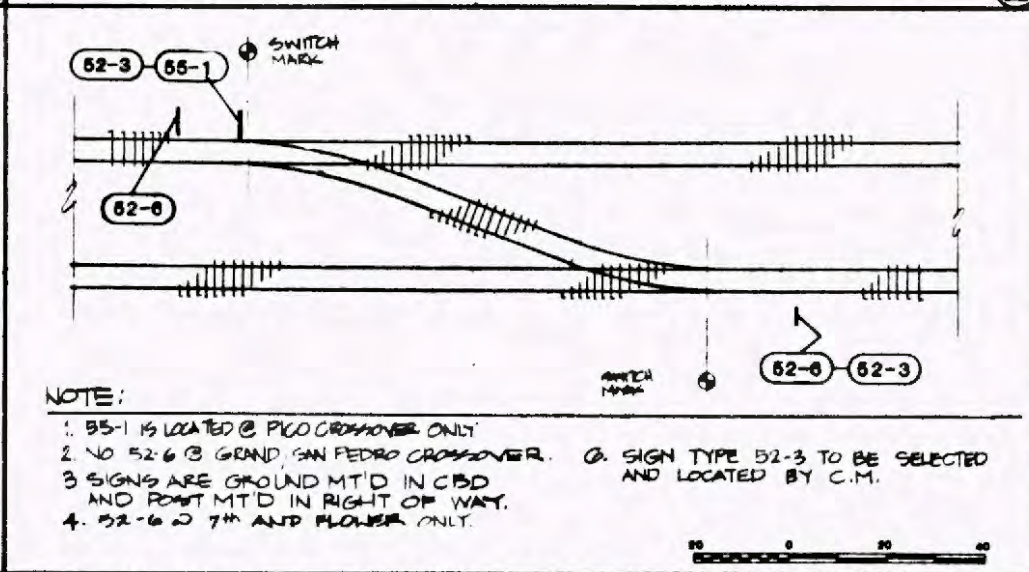
Operational Signs at Mid-Corridor Stations ②



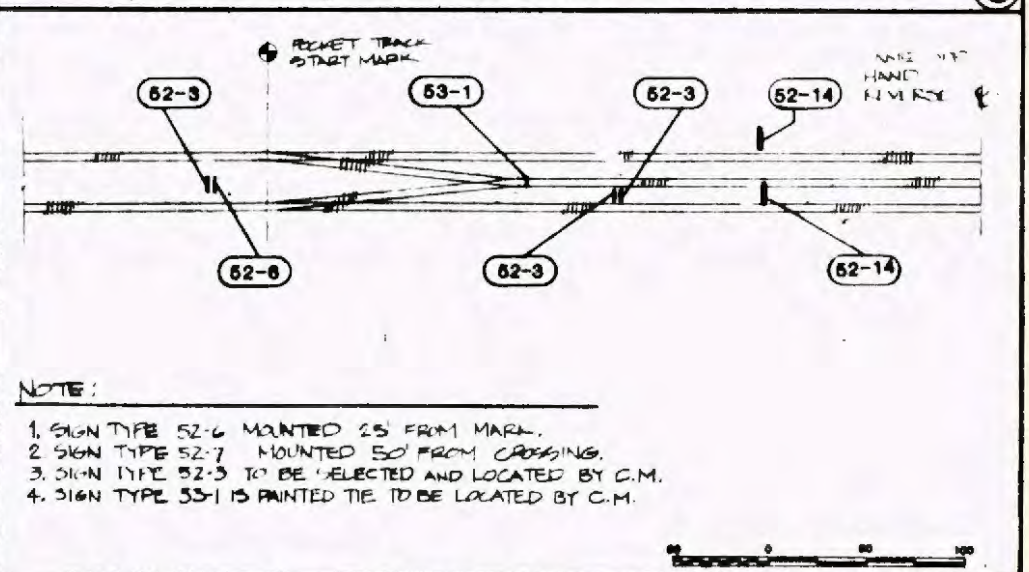
Operational Signs at Elevated Stations ③



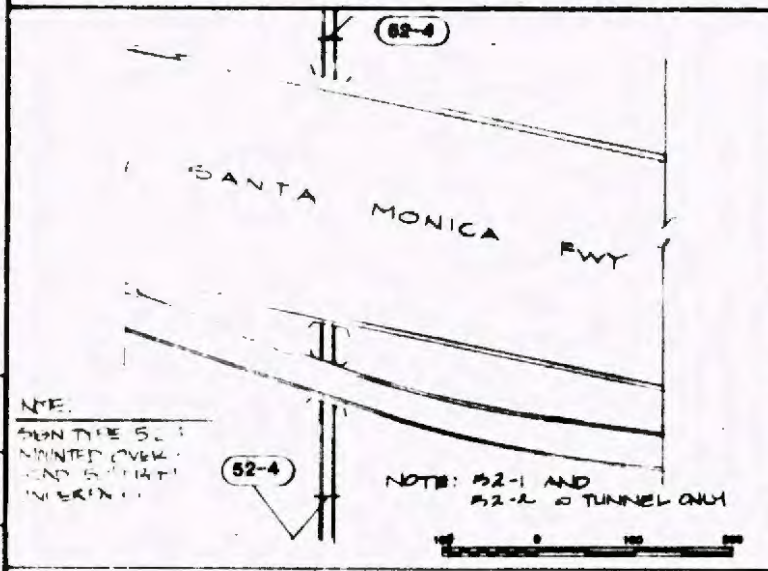
Operational Signs at Double Track Crossover ④



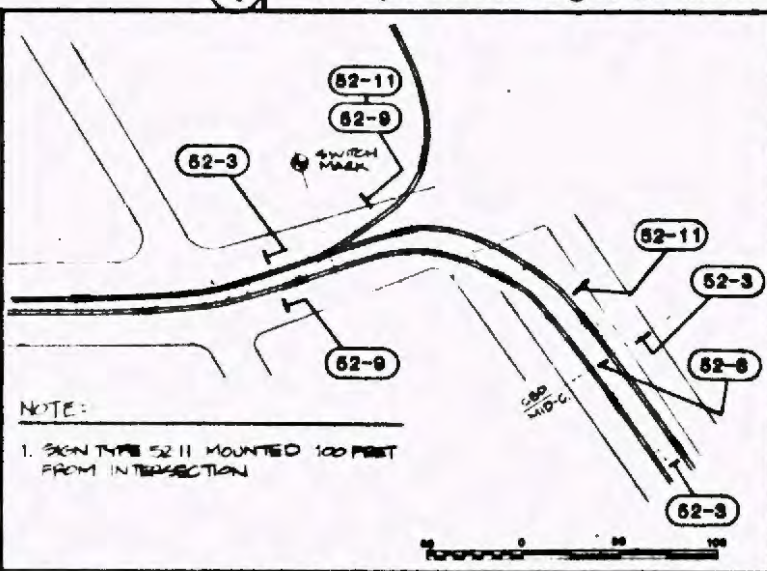
Operational Signs at Track Crossover ⑤



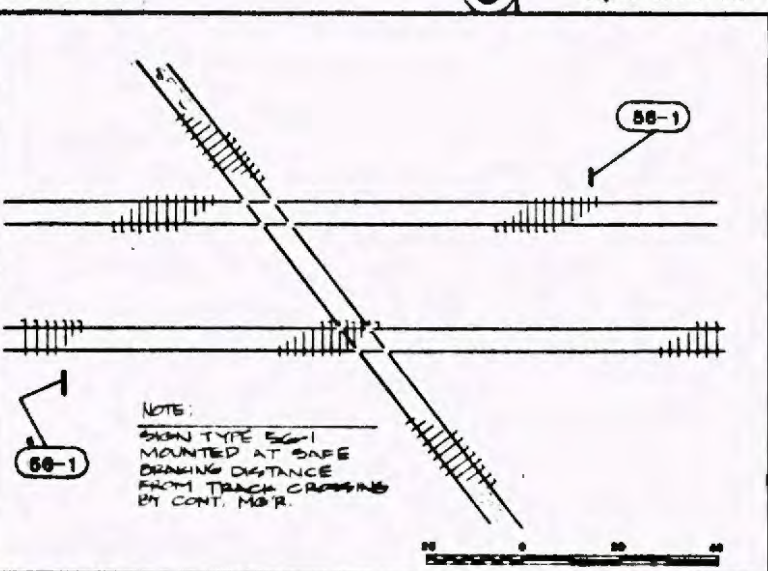
Operational Signs at Pocket Track ⑥



Operational Signs at Underpass ⑦



Operational Signs at Satellite Track ⑧



Operational Signs at SPTC Crossing ⑨

Symbol Key:

Item Number
14-3
Refer to Graphics Schedule for Explanation
Sign

NOTE: "G1" AND "G5" REFERENCES ARE TO DRAWINGS WITHIN THIS SET. ANY REFERENCES TO DRAWINGS OTHER THAN SERIES "G1" OR "G5" REFER TO PREVIOUS SUBMITTALS.

REV	DATE	DESCRIPTION	BY	APP.
2.20.89		ISSUED FOR BID		

Information concerning all plans drawings specifications and all information furnished hereon shall remain the property of the Los Angeles County Transportation Commission. It shall be held confidential and shall not be used for any purpose not provided for in agreements with the Los Angeles County Transportation Commission.

DESIGNED BY: J. KAMPS
CHECKED BY: J. SHEPARD
APPROVED BY: J. SHEPARD
DATE: FEBRUARY 20, 1989

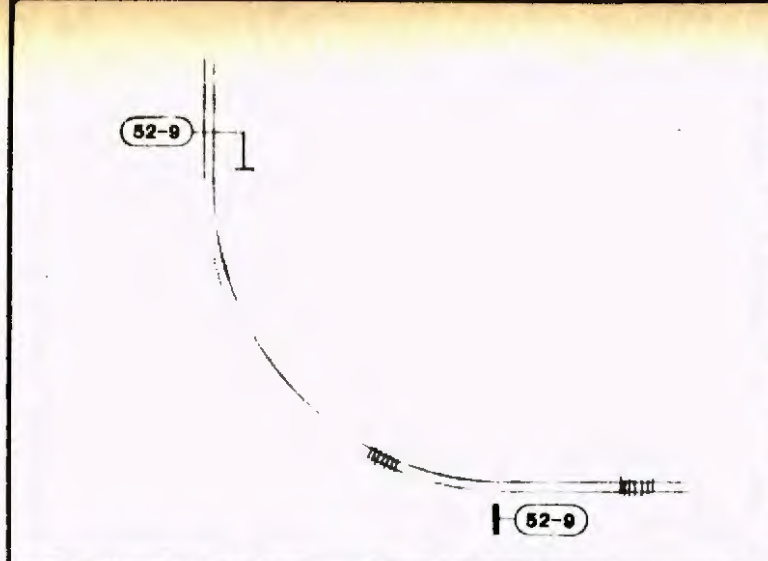
LOS ANGELES COUNTY TRANSPORTATION COMMISSION
The Long Beach- Los Angeles Rail Transit Project

SANCHEZ KAMPS ASSOCIATES DESIGN
Graphic Consultant
60 W. Green Street
Pasadena, CA 91105
818/793-4017

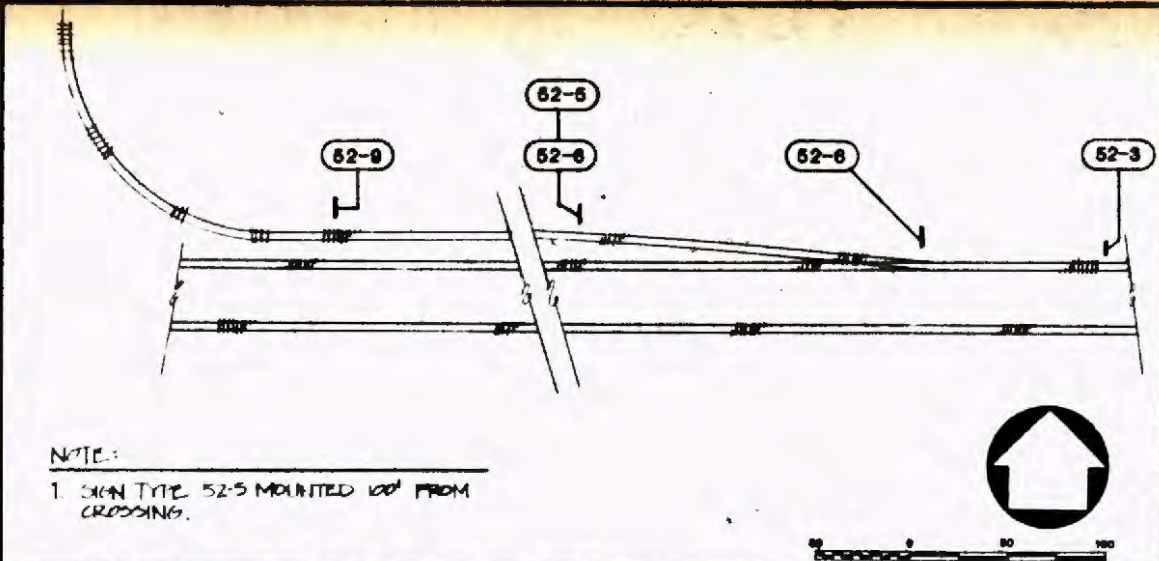
TRANSCAL
Submitted: MONSIEUR KAMPS
APPROVED: [Signature]

SIGNAGE AND GRAPHICS
RIGHT OF WAY
LOCATION PLAN
MAIN LINE ROUTE DETAILS

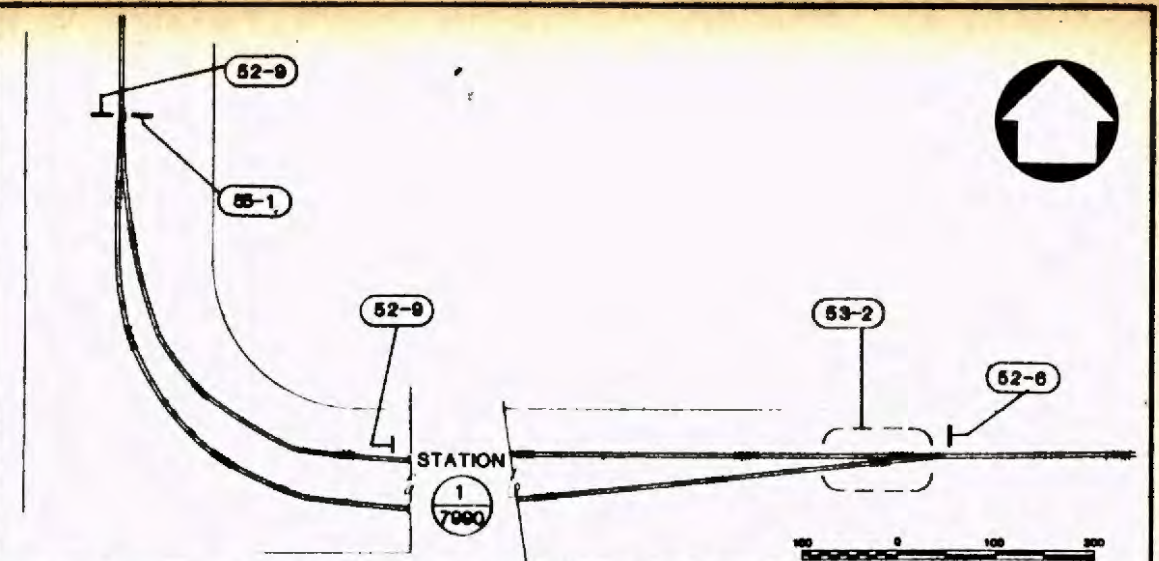
CONTRACT NO. 001 101-HOR00
DRAWING NO. GS-7990
REV SHEET NO 73
SCALE AS NOTED



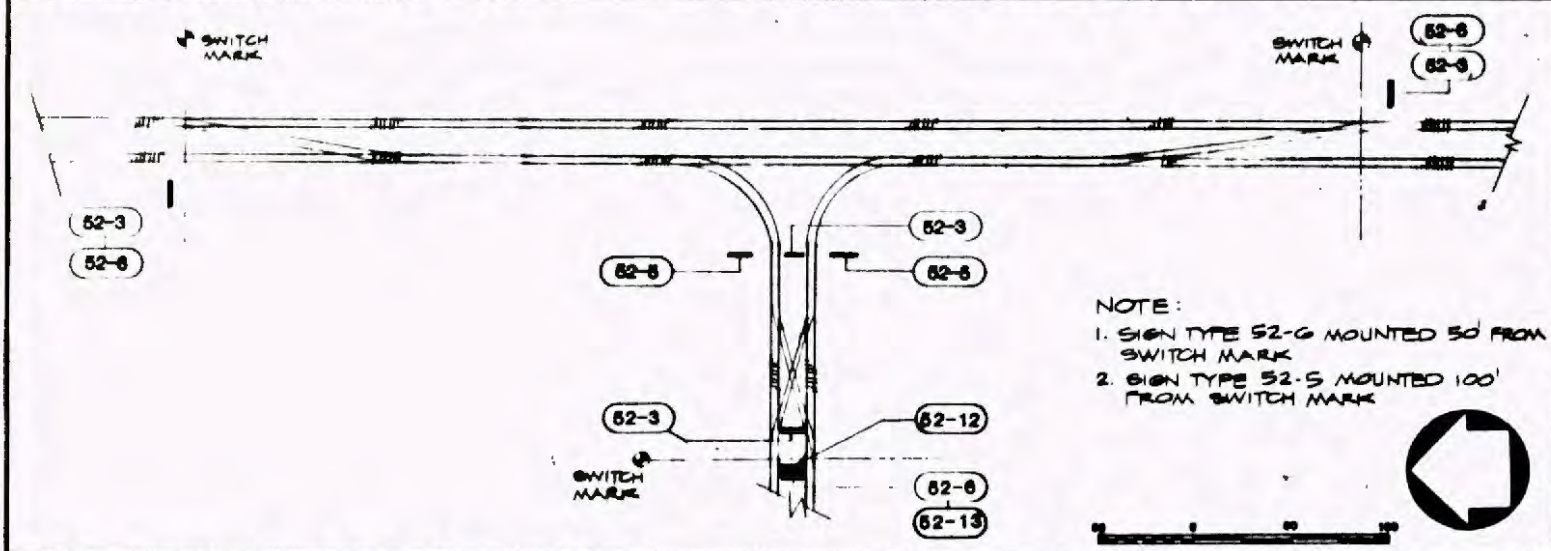
1 Operation Signs at 90° Curve



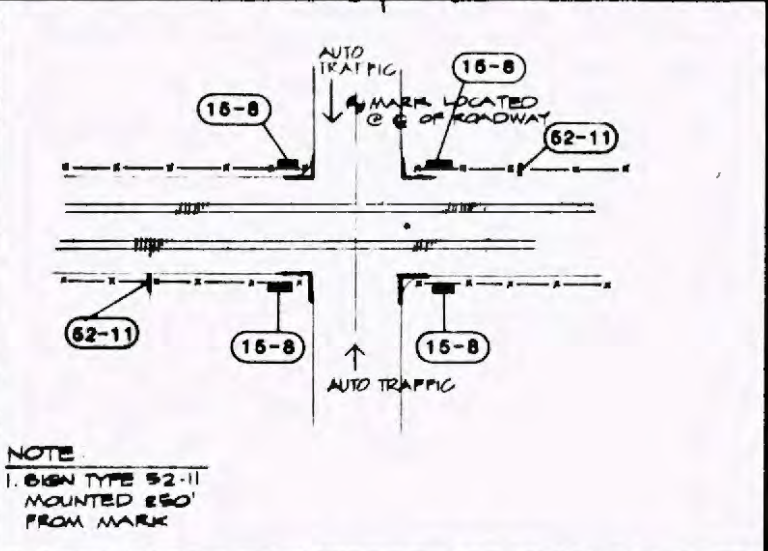
2 Operation Signs at Non-Revenue Line



3 Operational Signs at Transit Mall Station



4 Operational Signs at Main Yard Line

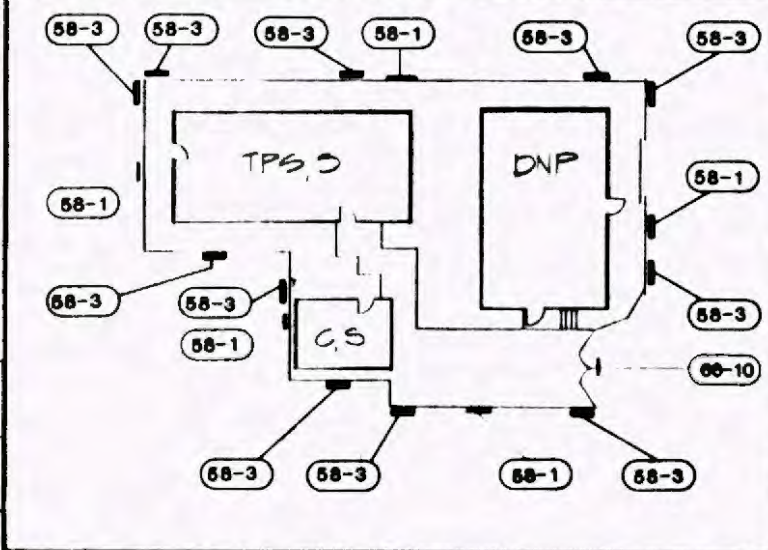


5 Operation Signs at Mid-Corridor Grade Crossings

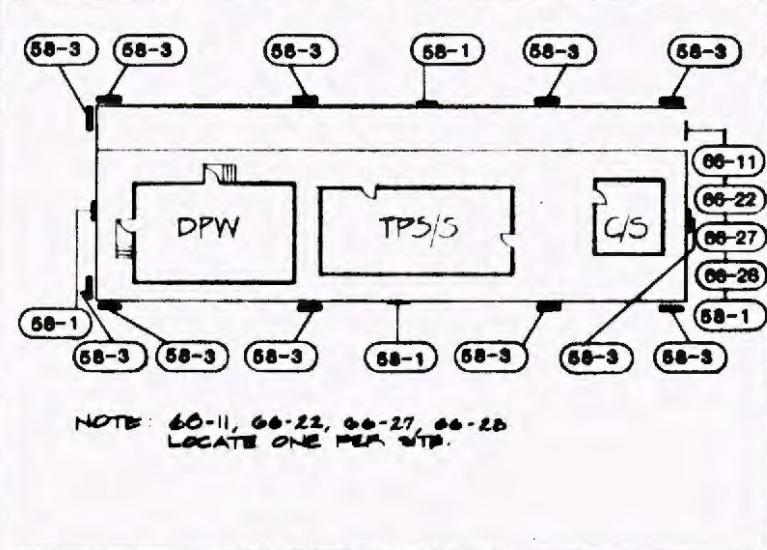
Symbol Key:

14-3
Rem Number
Refer to Graphics Schedule for Explanation
Sign

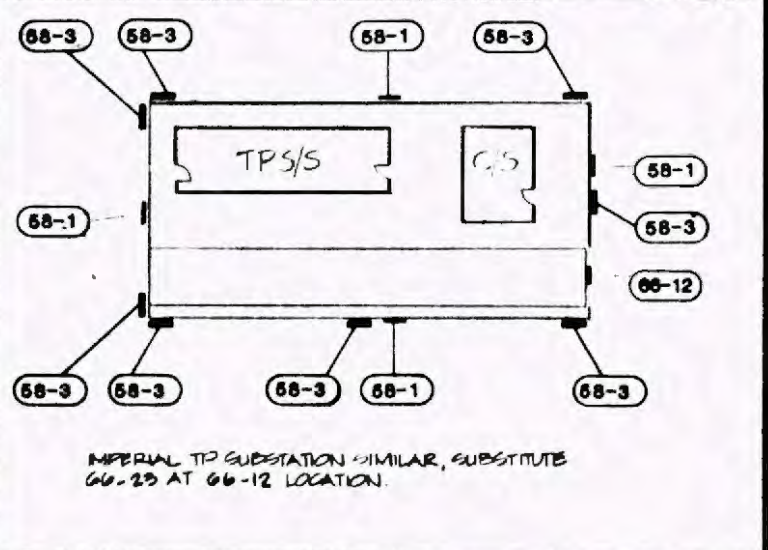
NOTE: "G1" AND "G5" REFERENCES ARE TO DRAWINGS WITHIN THIS SET. ANY REFERENCES TO DRAWINGS OTHER THAN SERIES "G1" OR "G5" REFER TO PREVIOUS SUBMITTALS.



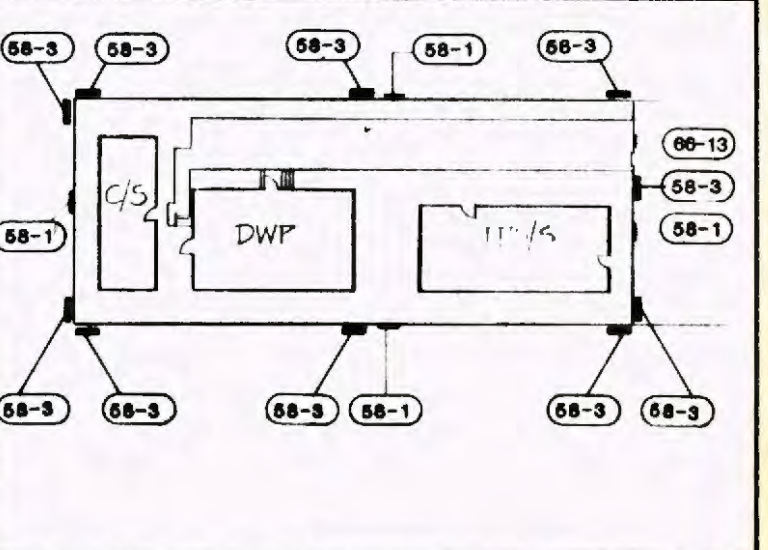
7 Grand TP Substation



8 San Pedro TP Substation

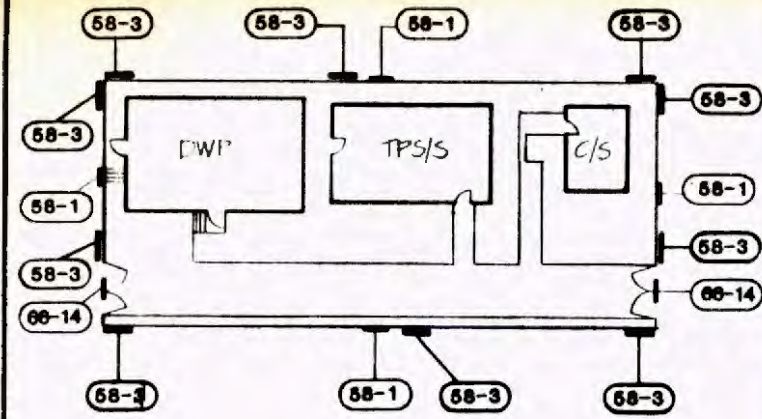


9 Dominguez TP Substation

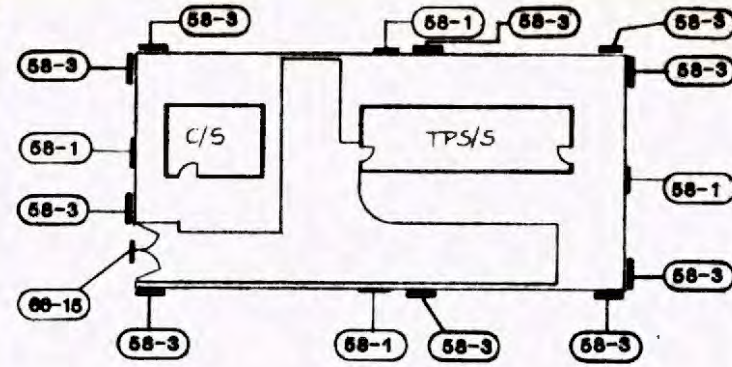


10 Washington TP Substation

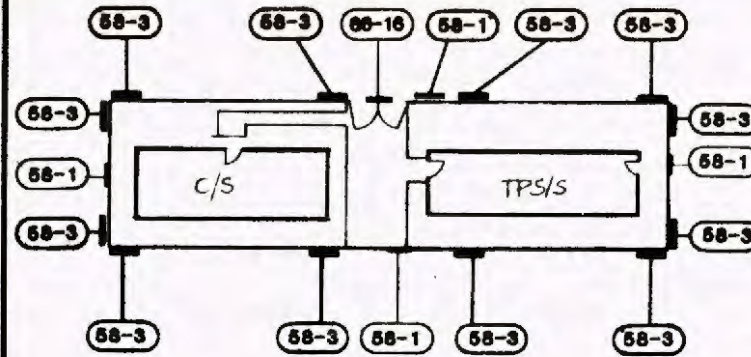
Project Number 2.20.89 ISSUED FOR BID	Description SIGNAGE AND GRAPHICS RIGHT OF WAY - LOCATION PLAN MAIN LINE ROUTE DETAILS TRACTION POWER SUBSTATIONS	DESIGNED BY S. GARDNER	LOS ANGELES COUNTY TRANSPORTATION COMMISSION The Long Beach-Los Angeles Rail Transit Project	CONTRACT NO. R01-T01-H0890 DRAWING NO. GS-7991
		CHECKED BY J. SEEDARD		
DATE FEBRUARY 20, 1989	SCALE AS NOTED	APPROVED: [Signature]		



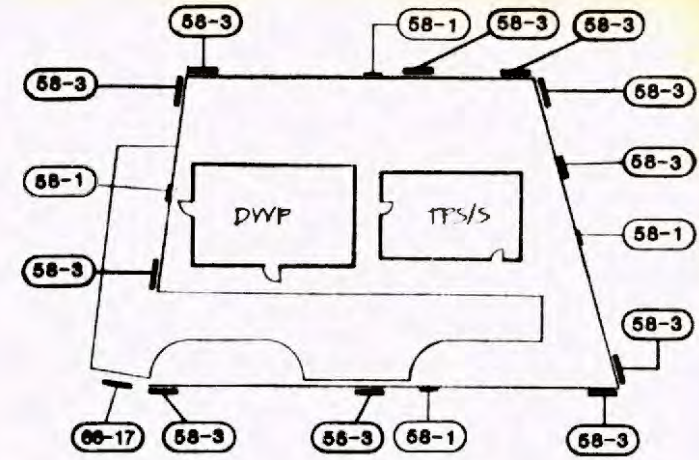
Vernon TP Substation



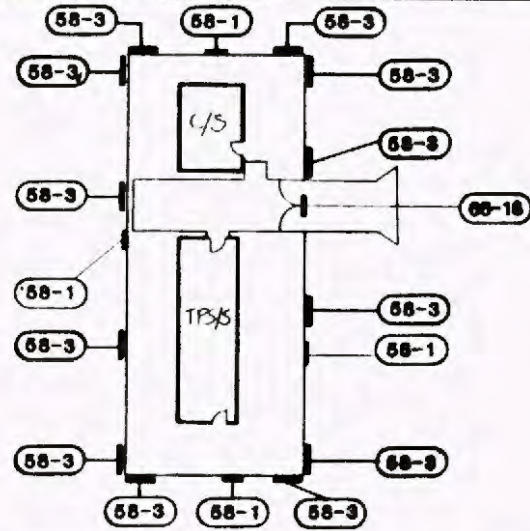
Firestone



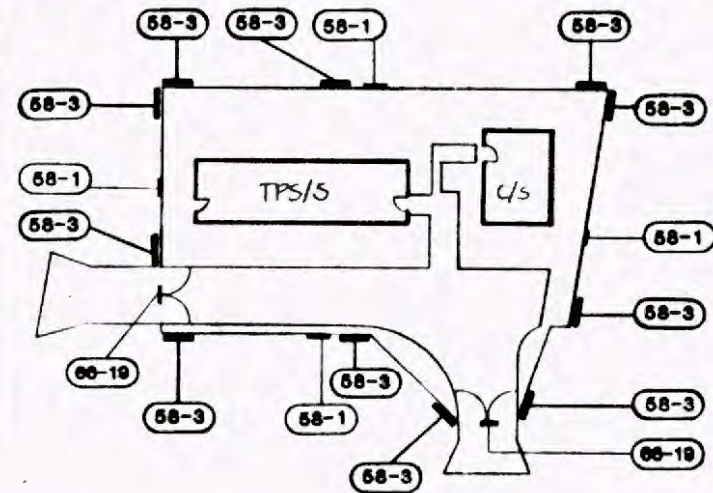
Florence



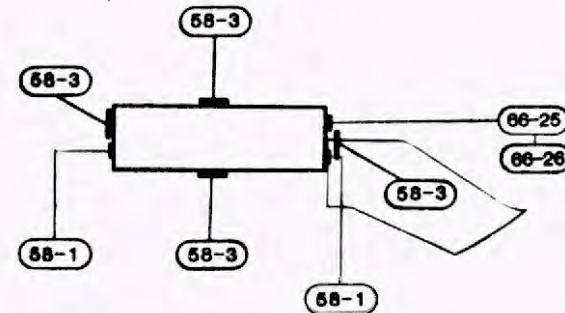
103rd



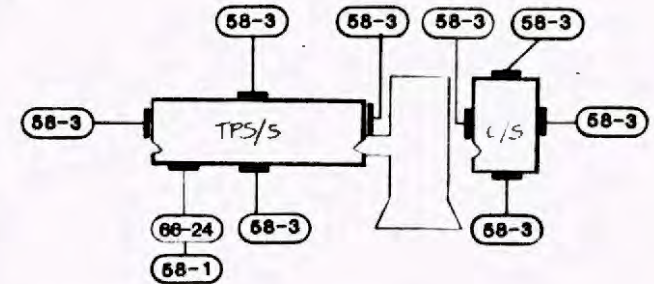
Compton



Willowbrook

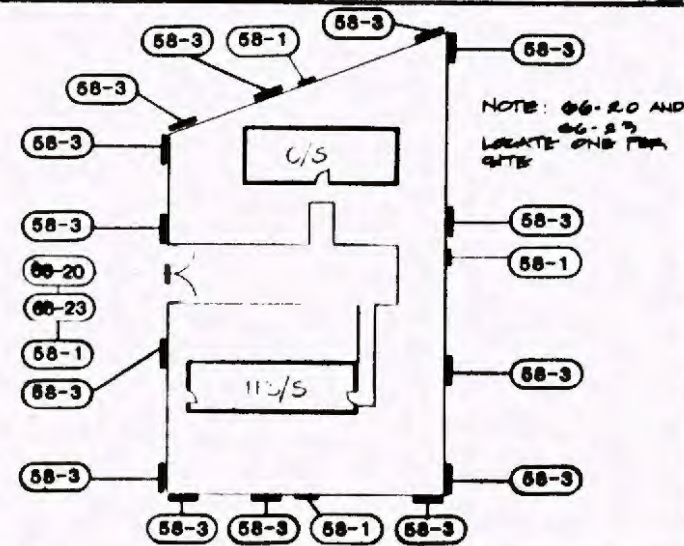


Del Amo

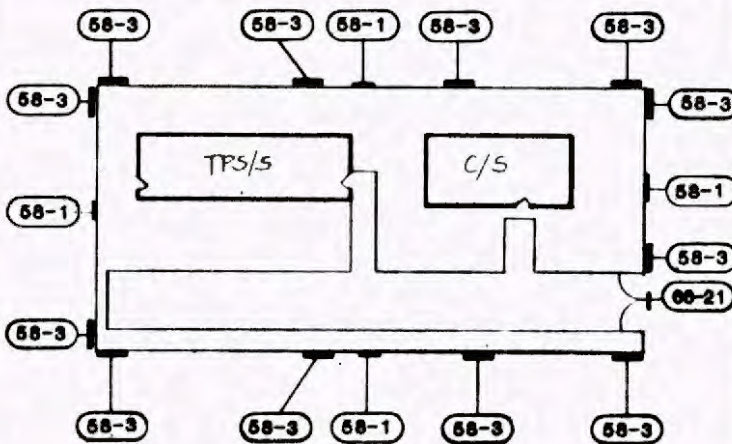


Wardlow

1ST ST + 8TH ST TP SUBSTATIONS SIMILAR. SUBSTITUTE 66-27 + 66-28 RESPECTIVELY AT 66-24 LOCATION.

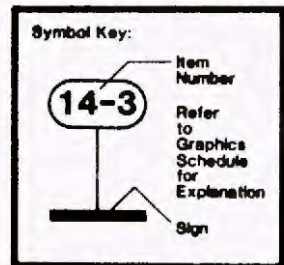


Artesia



Willow

Yard & Shop



NOTE: "G1" AND "G5" REFERENCES ARE TO DRAWINGS WITHIN THIS SET. ANY REFERENCES TO DRAWINGS OTHER THAN SERIES "G1" OR "G5" REFER TO PREVIOUS SUBMITTALS.

11

12

Project Number
Contract Designator
Physical Entry
Work Element

REV	DATE	DESCRIPTION	BY	APP
2.20.89		ISSUED FOR BID		

Information confidential:
All plans, drawings, reports, studies, and/or information furnished hereunder shall remain the property of the Los Angeles County Transportation Commission and shall not be used for any purpose not provided for in agreements with the Los Angeles County Transportation Commission.

DESIGNED BY
N. STROCKED

DRAWN BY
K. KIELTINE

CHECKED BY
S. GARDNER

APPROVED BY
[Signature]

DATE
FEBRUARY 20, 1988

LOS ANGELES COUNTY TRANSPORTATION COMMISSION
The Long Beach-Los Angeles Rail Transit Project

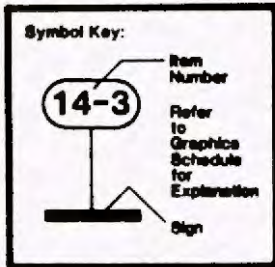
SANCHEZ KAMPS ASSOCIATES DESIGN
Graphic Consultant
60 W. Green Street
Pasadena, CA 91105
818/793-4017

TRANSCAL
Special Consultants of Southern California

APPROVED: [Signature]

SIGNAGE AND GRAPHICS
RIGHT OF WAY
LOCATION PLAN
TRACTION POWER SUBSTATIONS

CONTRACT NO. R01-T01-H0888	
DRAWING NO. 7992	
REV	SHEET NO. 75
SCALE AS NOTED	



NOTE: "G1" AND "G5" REFERENCES ARE TO DRAWINGS WITHIN THIS SET. ANY REFERENCES TO DRAWINGS OTHER THAN SERIES "G1" OR "G5" REFER TO PREVIOUS SUBMITTALS.

E 25,500

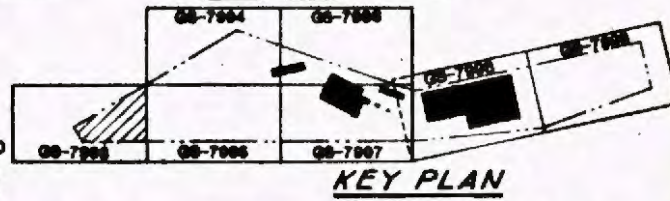
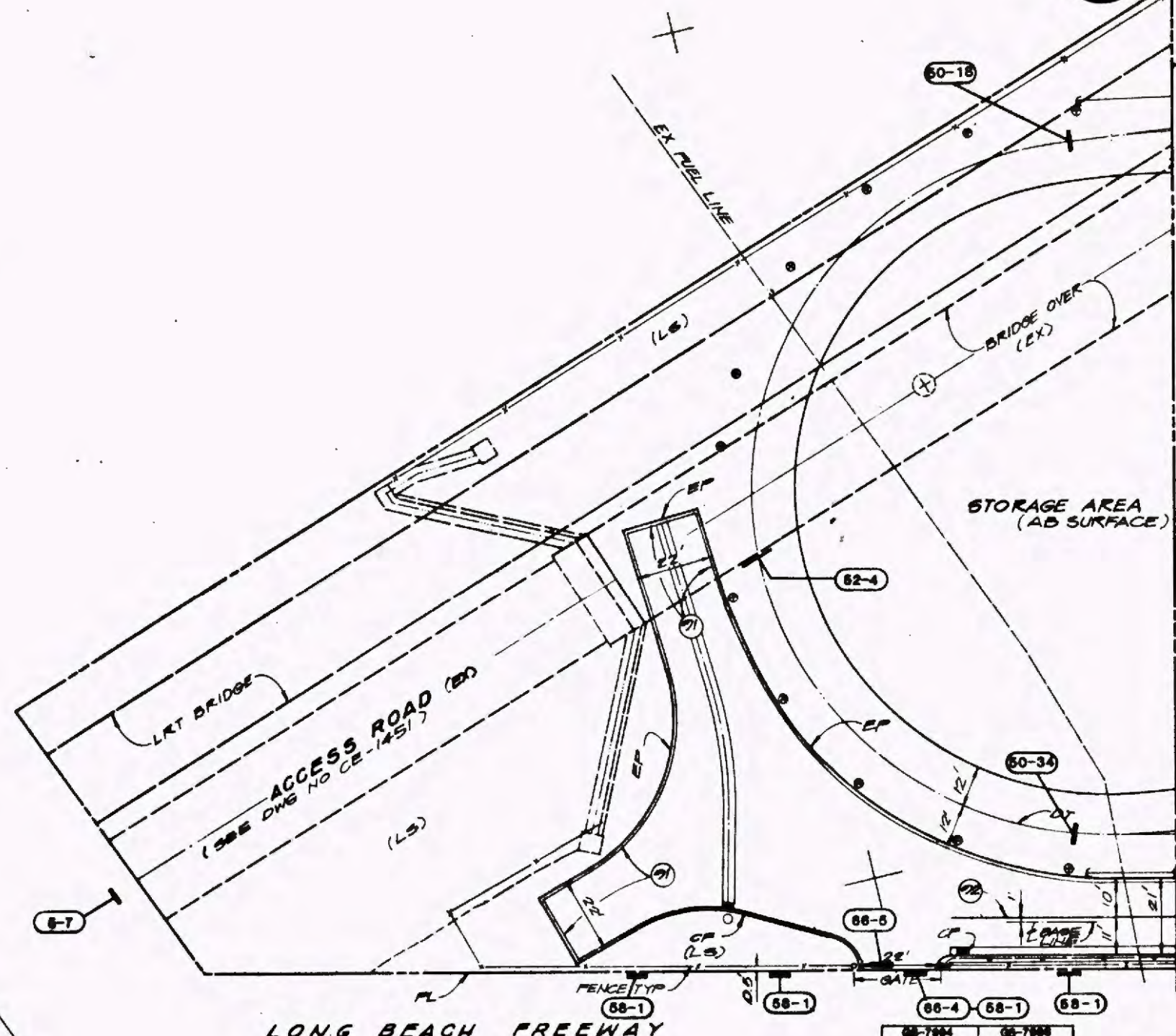
NOTE: 58-1 LOCATIONS BY C.M.
NOTE: ALL SIGNS ALONG TRACKS 912 and 913 ARE TO BE DELIVERED, BUT NOT INSTALLED.

TO BE LOCATED AT SITE ENTRANCE ON 208th STREET

5-7

E 25,250

N 53,750



SEE DWG GS-7994
MATCH LINE SEE DWG 35-7995

Work	Dimension
Physical	Entity
Contract	Disposition
Cost	Dimension
Project	Number

REV.	DATE	DESCRIPTION	BY	APP.
2-20-89		ISSUED FOR BID		

Information contained in this plan, drawings, specifications, and/or information furnished herewith shall remain the property of the Los Angeles County Transportation Commission and shall not be used for any purpose not provided for in agreement with the Los Angeles County Transportation Commission.

DESIGNED BY
K. AGALTINE
DRAWN BY
K. AGALTINE
APPROVED BY
[Signature]
DATE
FEBRUARY 23, 1989

LOS ANGELES COUNTY TRANSPORTATION COMMISSION
The Long Beach-Los Angeles Rail Transit Project

SANCHEZ KAMPS Graphic Consultant
60 W. Green Street
Pasadena, CA 91105
818/793-4017

TRANSCAL
Transport Consultants of Southern California

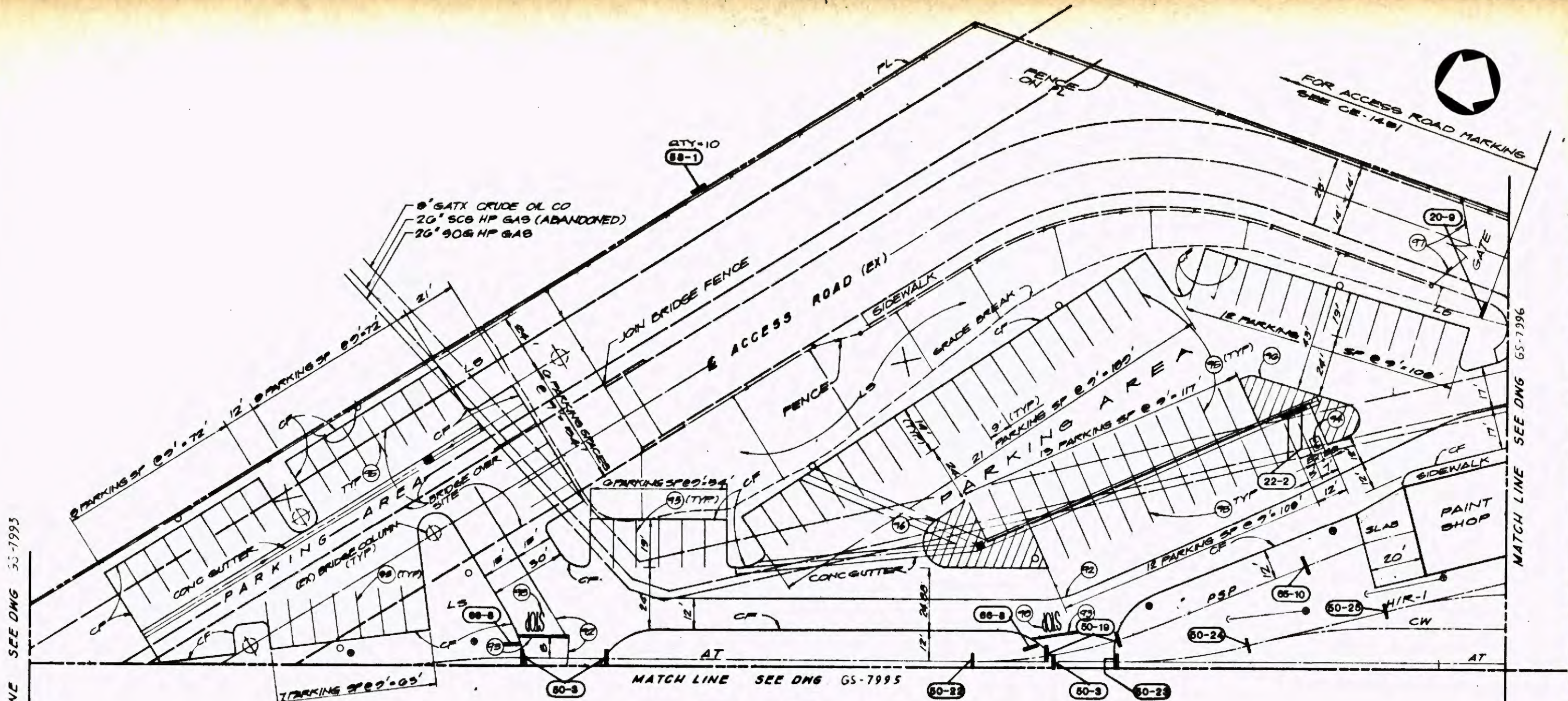
SUBMITTED: *[Signature]* APPROVED: *[Signature]*

SIGNAGE AND GRAPHICS
MAIN YARD AND SHOPS
LOCATION PLAN
SITE PLAN - SHEET 1

CONTRACT NO R01-T01-H0800
DRAWING NO
GS-7993
REV. SHEET NO.
76
SCALE
AS NOTED

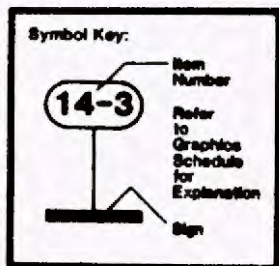


FOR ACCESS ROAD MARKING
SEE CE-1481




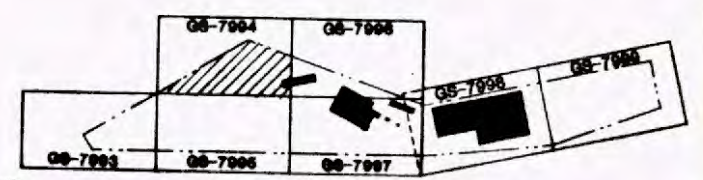
MATCH LINE SEE DWG 55-7995

MATCH LINE SEE DWG 55-7996



NOTE: "G1" AND "G5" REFERENCES ARE TO DRAWINGS WITHIN THIS SET. ANY REFERENCES TO DRAWINGS OTHER THAN SERIES "G1" OR "G5" REFER TO PREVIOUS SUBMITTALS.

SEE SHEET GS-7993 FOR NOTES.



Work Element
Physical Entity
Contract Description
Cost Change
Project Number

REV.	DATE	DESCRIPTION	BY	APP.
2.20.89		ISSUED FOR BID		

Information submitted
all plans, drawings, reports,
specifications, and/or information
furnished herewith shall
remain the property of the
Los Angeles County Trans-
portation Commission
and shall not be used for
any purpose not provided
for in agreement with the
Los Angeles County Trans-
portation Commission.

DESIGNED BY
J. STODOLSKY
DRAWN BY
K. ASBLINE
CHECKED BY
S. GARDNER
APPROVED BY
[Signature]
DATE
FEBRUARY 20, 1989

LOS ANGELES COUNTY TRANSPORTATION COMMISSION
The Long Beach-Los Angeles Rail Transit Project

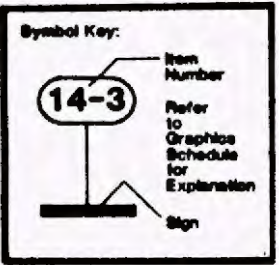
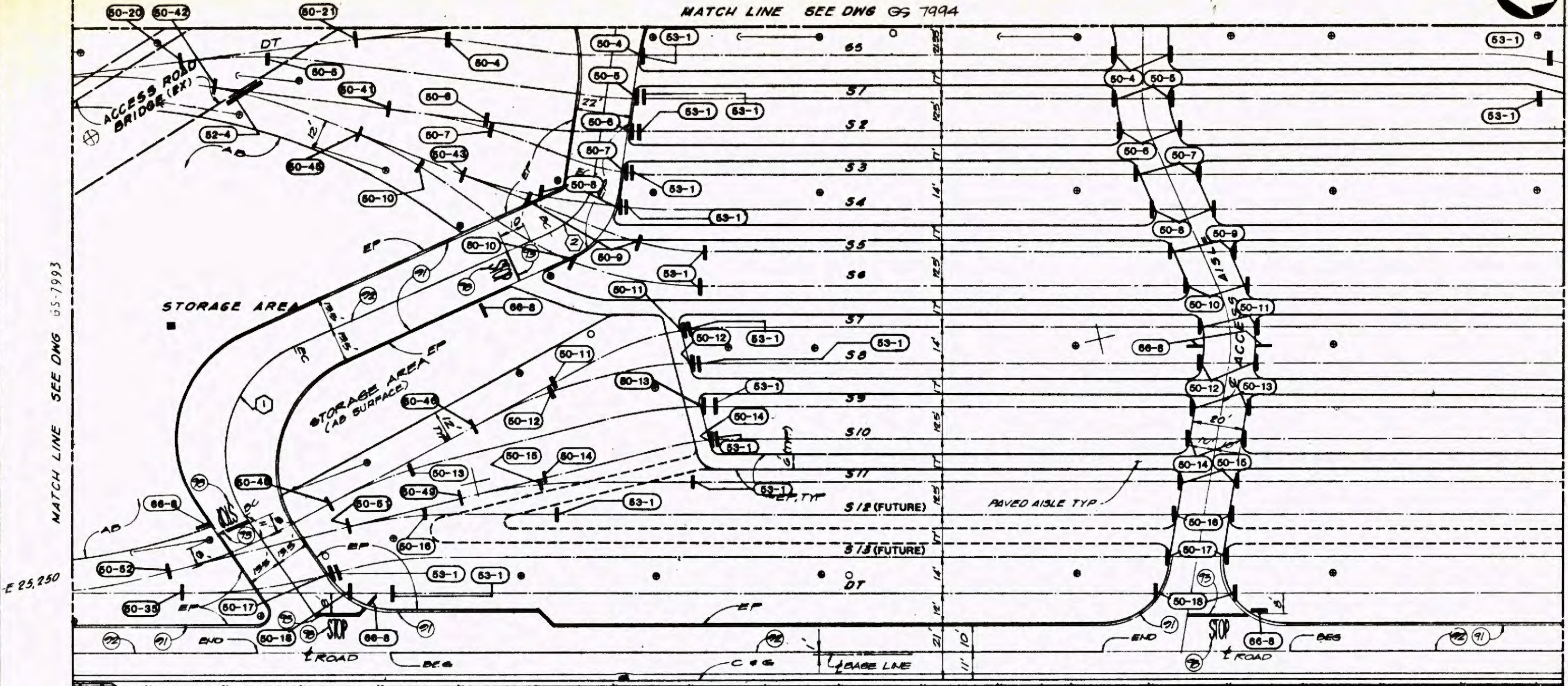
SANCHEZ KAMPS ASSOCIATES DESIGN
Graphic Consultant
60 W. Green Street
Pasadena, CA 91105
818/793-4017

TRANSCAL
Special Consultants of Southern California
A Joint Venture of
B. Foster Structural Quality & Design, Inc.
B. Foster Steel, Johnson & Mansfield
B. Foster Engineers, Contractors & Surveyors
B. Foster Construction Management

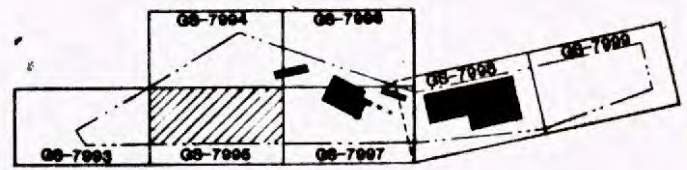

APPROVED: *[Signature]*

SIGNAGE AND GRAPHICS
MAIN YARD AND SHOPS
LOCATION PLAN
SITE PLAN - SHEET 2

CONTRACT NO. RD1-T01-H0860
DRAWING NO. **GS-7994**
REV. SHEET NO. **77**
SCALE: **AS NOTED**



NOTE: "G1" AND "G5" REFERENCES ARE TO DRAWINGS WITHIN THIS SET. ANY REFERENCES TO DRAWINGS OTHER THAN SERIES "G1" OR "G5" REFER TO PREVIOUS SUBMITTALS.



LONG BEACH FREEWAY

Mark	Checked
Physical	Existed
Contract	Designated
Cost	Checked
Project	Number

REV.	DATE	DESCRIPTION	BY	APP.
1	2.20.89	ISSUED FOR BID		

DESIGNED BY
J. STODDARD

DRAWN BY
K. ASELTINE

CHECKED BY
G. EDDY

APPROVED BY
[Signature]

DATE
FEBRUARY 20, 1989

LOS ANGELES COUNTY TRANSPORTATION COMMISSION
The Long Beach-Los Angeles Rail Transit Project

SANCHEZ KAMPS ASSOCIATES DESIGN
Graphic Consultant
60 W. Green Street
Pasadena, CA 91105
818/793-4017

TRANSCAL
General Consultants of Southern California

APPROVED: *[Signature]*

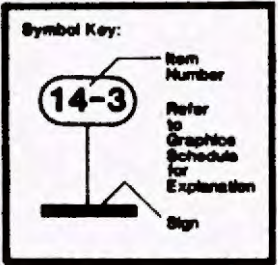
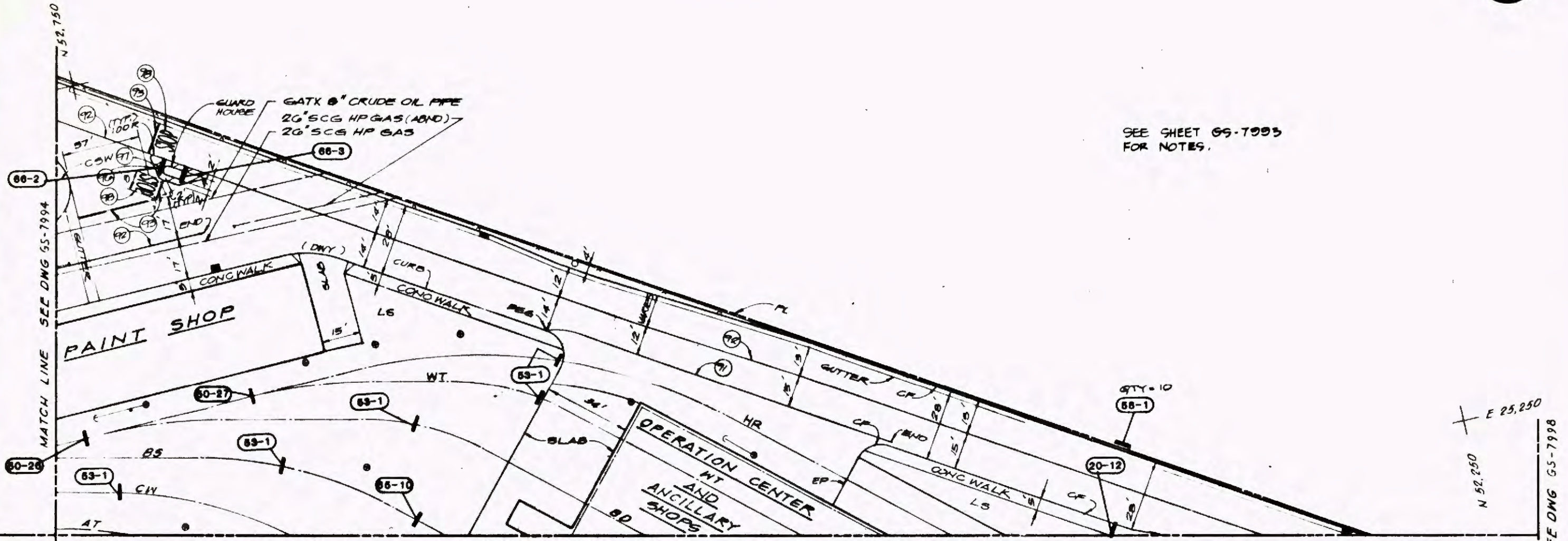
SIGNAGE AND GRAPHICS
MAIN YARD AND SHOPS
LOCATION PLAN
SITE PLAN - SHEET 3

CONTRACT NO. R01-T01-M0860	
DRAWING NO. GS-7995	
REV.	SHEET NO. 78
SCALE AS NOTED	

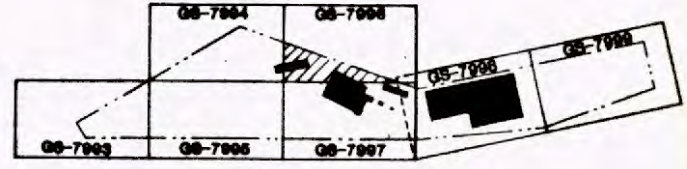
N 52,500
E 25,500



SEE SHEET GS-7993
FOR NOTES.



NOTE: "G1" AND "G5" REFERENCES ARE TO DRAWINGS WITHIN THIS SET. ANY REFERENCES TO DRAWINGS OTHER THAN SERIES "G1" OR "G5" REFER TO PREVIOUS SUBMITTALS.



KEY PLAN

Sheet Classification
Physical Facility
Construction
Cost Classification
Project Number

REV.	DATE	DESCRIPTION	BY	APP.
2.20.88		ISSUED FOR BID		

Submittal essential: all plans, drawings, specifications, and/or information furnished herewith shall remain the property of the Los Angeles County Transportation Commission and shall not be used for any purpose not provided for in agreement with the Los Angeles County Transportation Commission.

DESIGNED BY
J. STROEMER

DRAWN BY
K. ASELTINE

CHECKED BY
G. ENOCH

APPROVED BY
[Signature]

DATE
FEBRUARY 20, 1988

LOS ANGELES COUNTY TRANSPORTATION COMMISSION
The Long Beach-Los Angeles Rail Transit Project

SANCHEZ KAMPS ASSOCIATES DESIGN
Graphic Consultant
60 W. Green Street
Pasadena, CA 91105
818/793-4017

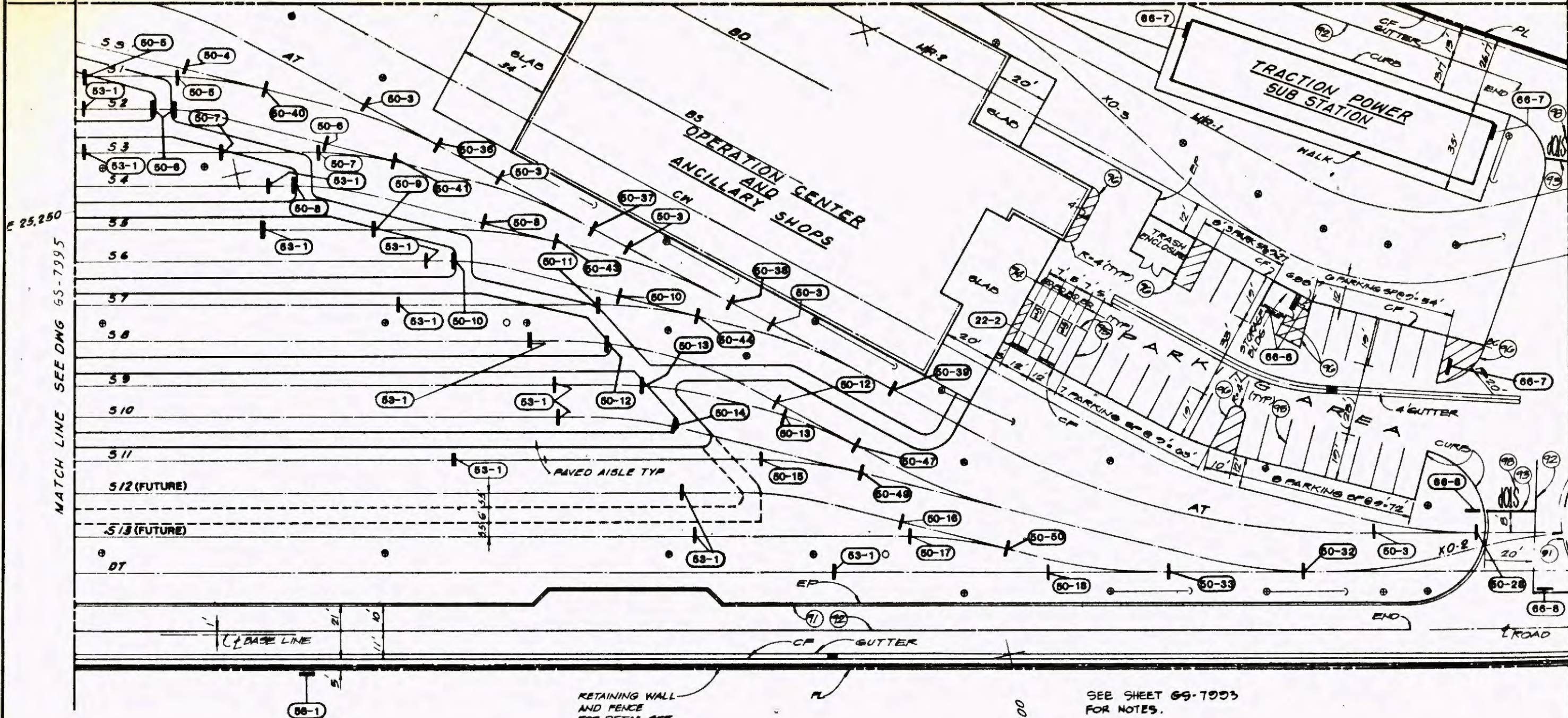
TRANSCAL
Transit Consultants of Southern California
A Joint Venture of Parsons Brinckerhoff Dodge & Douglas, Inc. & Daniel Mann Johnson & Mendenhall, Inc.
A Major Engineer's Collaborative Firm
Project Management Construction Management

SUBMITTED: *[Signature]* APPROVED: *[Signature]*

**SIGNAGE AND GRAPHICS
MAIN YARD AND SHOPS
LOCATION PLAN
SITE PLAN - SHEET 4**

CONTRACT NO. RO1-T01-H0880
DRAWING NO. **GS-7996**
REV. SHEET NO. **79**
SCALE: **AS NOTED**

MATCH LINE SEE DWG GS-7996



MATCH LINE SEE DWG GS-7995

MATCH LINE SEE DWG GS-7996

66-1
QTY=10

RETAINING WALL
AND FENCE
FOR DETAIL SEE
CE-1974 & CE-1977

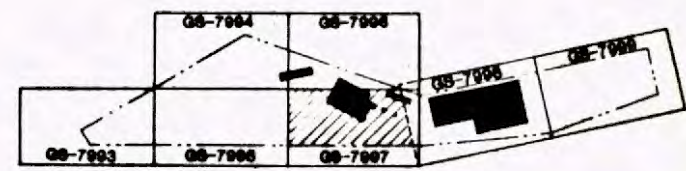

SEE SHEET GS-7993
FOR NOTES.

E 25,000
N 52,750

Symbol Key:

Item Number
14-3
Refer to Graphics Schedule for Explanation
Sign

NOTE: "G1" AND "GS" REFERENCES ARE TO DRAWINGS WITHIN THIS SET. ANY REFERENCES TO DRAWINGS OTHER THAN SERIES "G1" OR "GS" REFER TO PREVIOUS SUBMITTALS.



KEY PLAN

Sheet
Physical
Quantity
Cost
Project
Number

REV.	DATE	DESCRIPTION	BY	APP.
2.20.89		ISSUED FOR BID		

DESIGNED BY
J. STEPHAN

DRAWN BY
K. ASELTINE

CHECKED BY
[Signature]

APPROVED BY
[Signature]

DATE
FEBRUARY 26, 1989

LOS ANGELES COUNTY TRANSPORTATION COMMISSION
The Long Beach-Los Angeles Rail Transit Project

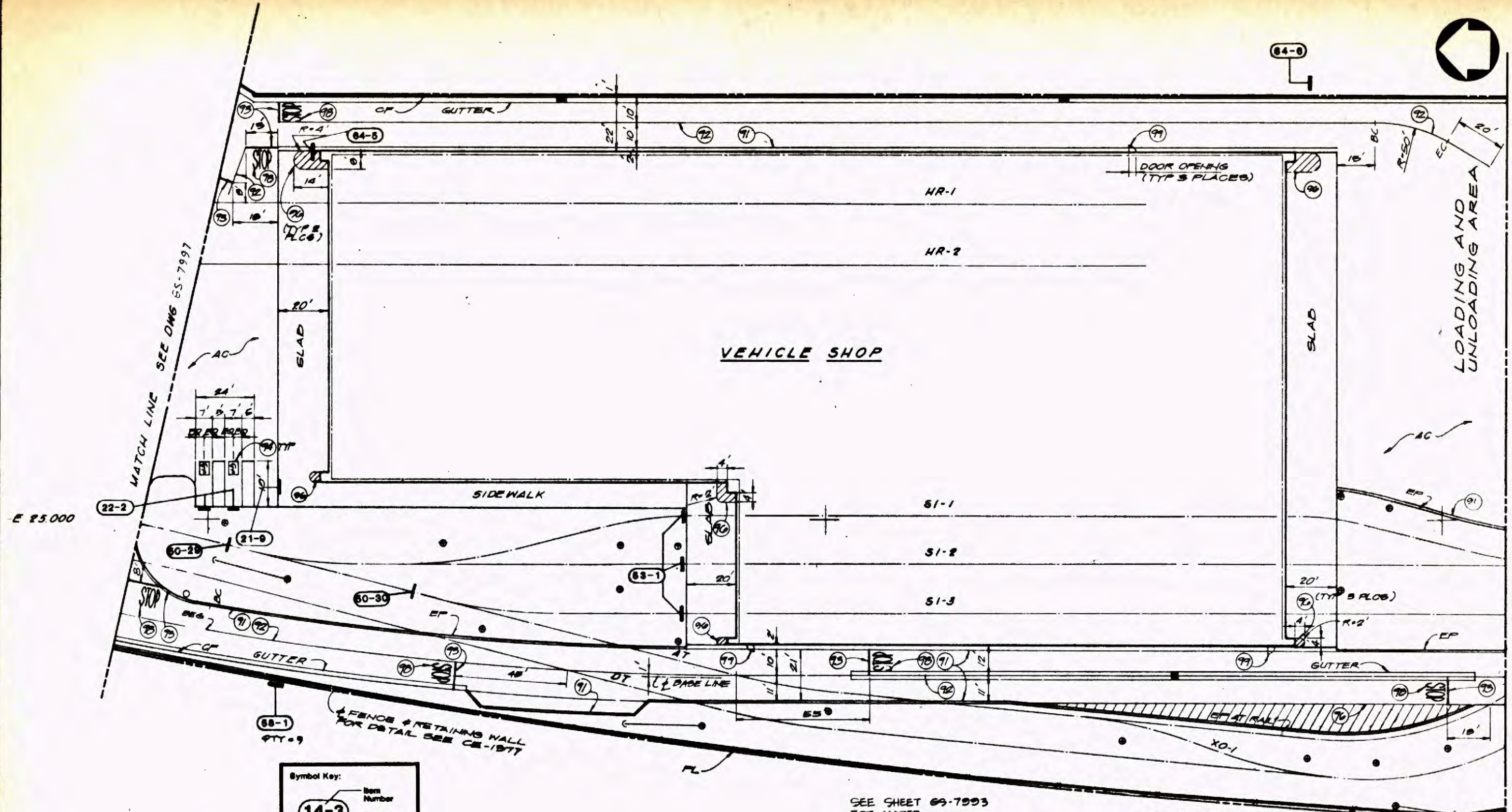
SANCHEZ KAMPS ASSOCIATES Graphic Consultant
60 W. Green Street
Pasadena, CA 91105
818/793-4017

TRANSICAL Transit Consultants of Southern California

APPROVED: [Signature]

**SIGNAGE AND GRAPHICS
MAIN YARD AND SHOPS
LOCATION PLAN
SITE PLAN - SHEET 5**

CONTRACT NO. R01-T01-H0800
DRAWING NO. **GS-7997**
REV. SHEET NO. **80**
SCALE: **AS NOTED**



MATCH LINE SEE DWG 65-7997

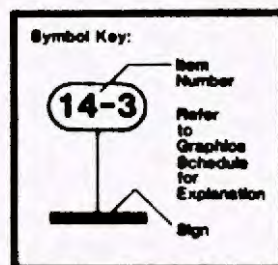
MATCH LINE SEE DWG 65-7999

E 25.000

N 52.250

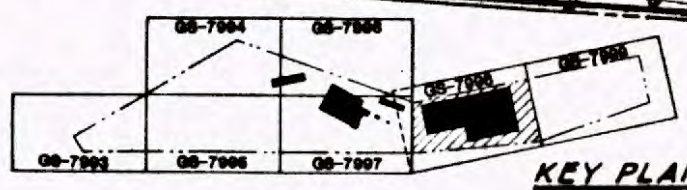
N 52.000

N 51.750



NOTE: "G1" AND "G3" REFERENCES ARE TO DRAWINGS WITHIN THIS SET. ANY REFERENCES TO DRAWINGS OTHER THAN SERIES "G1" OR "G3" REFER TO PREVIOUS SUBMITTALS.

SEE SHEET 65-7993 FOR NOTES.



Work Element	
Physical Entry	
Contract Description	
Cost Element	
Project Number	

REV.	DATE	DESCRIPTION	BY	APP.
2	2.20.88	ISSUED FOR BID		

Information confidential
 all plans, drawings, specifications, and/or information furnished herewith shall remain the property of the Los Angeles County Transportation Commission and shall not be used for any purpose not provided for in agreement with the Los Angeles County Transportation Commission.

DESIGNED BY: *[Signature]*
 DRAWN BY: K. ABELTINE
 CHECKED BY: *[Signature]*
 APPROVED BY: *[Signature]*
 DATE: FEBRUARY 20, 1988

LOS ANGELES COUNTY TRANSPORTATION COMMISSION
 The Long Beach-Los Angeles Rail Transit Project

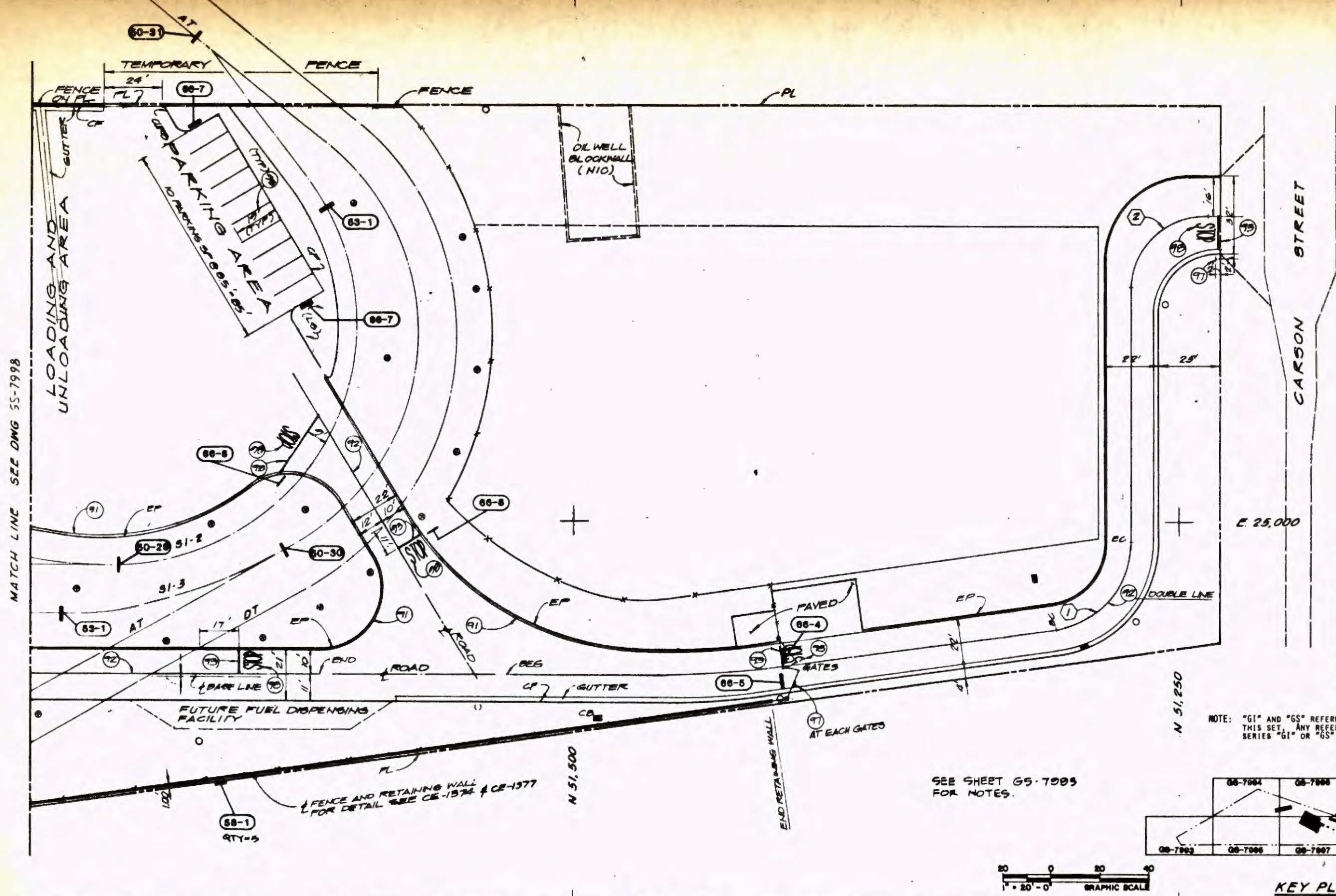
SANCHEZ KAMPS ASSOCIATES DESIGN
 Graphic Consultant
 60 W. Green Street
 Pasadena, CA 91105
 818/793-4017

TRANSCAL
 Transit Consultants of Southern California
 A Joint Venture of
 8 Person-Bronckhorst Quast & Douglas Inc.
 8 Elmer H. Jones, Johnson & Mansfield
 8 Roger L. Johnson Construction Management

APPROVED: *[Signature]*

SIGNAGE AND GRAPHICS
 MAIN YARD AND SHOPS
 LOCATION PLAN
 SITE PLAN - SHEET 6

CONTRACT NO R01-T01-H0890
 DRAWING NO: GS-7996
 REV. SHEET NO. 81
 SCALE: AS NOTED


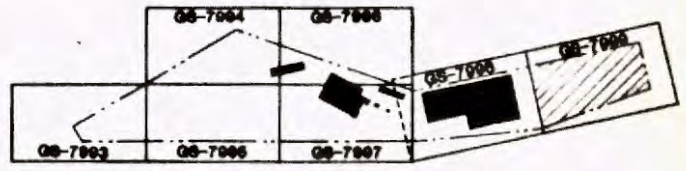


Symbol Key:

- Rem Number
- Refer to Graphics Schedule for Explanation
- Sign

14-3

NOTE: "G1" AND "G5" REFERENCES ARE TO DRAWINGS WITHIN THIS SET. ANY REFERENCES TO DRAWINGS OTHER THAN SERIES "G1" OR "G5" REFER TO PREVIOUS SUBMITTALS.



KEY PLAN

Work Element	
Physical Entity	
Contract Description	
Other	
Project Number	

REV.	DATE	DESCRIPTION	BY	APP.
2-20-88		ISSUED FOR BID		

Information contained in this drawing, specification, and/or information furnished herewith shall remain the property of the Los Angeles County Transportation Commission and shall not be used for any purpose not provided for in agreement with the Los Angeles County Transportation Commission.

DESIGNED BY
K. ASELTINE

CHECKED BY
[Signature]

APPROVED BY
[Signature]

FEBRUARY 20, 1988

LOS ANGELES COUNTY TRANSPORTATION COMMISSION
The Long Beach-Los Angeles Rail Transit Project

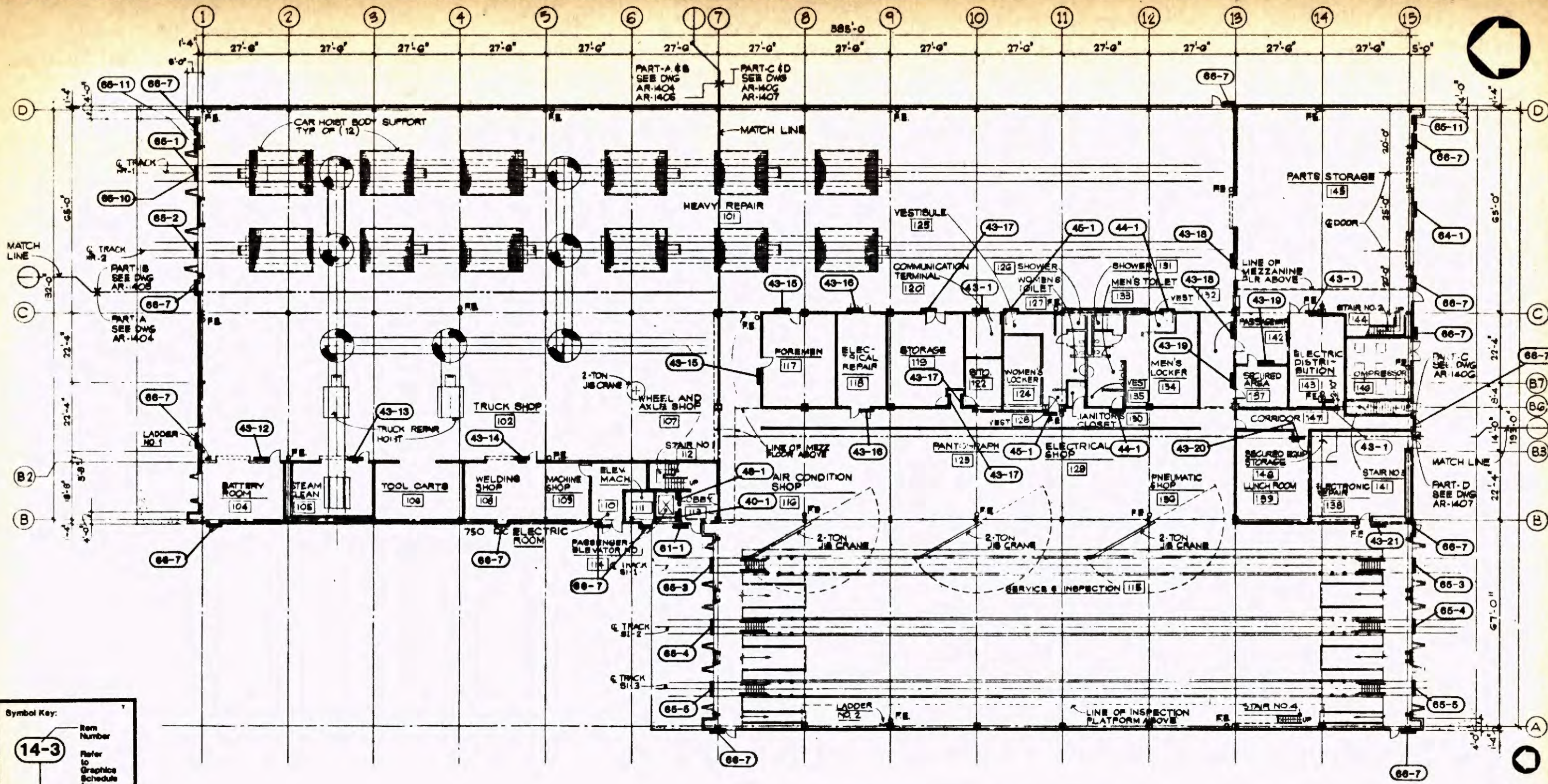
SANCHEZ KAMPS Graphic Consultant
60 W. Green Street
Pasadena, CA 91105
818/793-4017

TRANSCAL Transit Consultants of Southern California
A Joint Venture of:
- Parsons Brinckerhoff Quisenberry & Douglas, Inc.
- David Mann, Johnson & Mendenhall
- Construction Management

APPROVED: [Signature]

SIGNAGE AND GRAPHICS
MAIN YARD AND SHOPS
LOCATION PLAN
SITE PLAN - SHEET 7

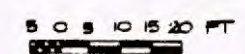
CONTRACT NO RD1-T01-H0889
DRAWING NO
GS-7999
REV. SHEET NO.
82
SCALE
AS NOTED



COMPOSITE GROUND FLOOR PLAN

NOTE

1 SIGN TYPE 47-1, ENGINEERING CONTROL NUMBER IS THE ARCHITECTURAL ROOM IDENTIFICATION AND IS PLACED ON EACH DOORWAY TO EVERY ROOM. SEE DETAIL SHEET GS-7953.



GRAPHIC SCALE

Symbol Key:

14-3
 Refer to Graphics Schedule for Explanation

NOTE: "61" AND "65" REFERENCES ARE TO DRAWINGS WITHIN THIS SET. ANY REFERENCES TO DRAWINGS OTHER THAN SERIES "61" OR "65" REFER TO PREVIOUS SUBMITTALS.

Work Element
 Physical Entity
 Sign
 Consultant
 Project Number

REV.	DATE	DESCRIPTION	BY	APP.
2.20.88		ISSUED FOR BID		

DESIGNED BY
J. STEPPARD
 DRAWN BY
K. ASELTINE
 CHECKED BY
S. [Signature]
 APPROVED BY
[Signature]
 FEBRUARY 20, 1988

LOS ANGELES COUNTY TRANSPORTATION COMMISSION
 The Long Beach-Los Angeles Rail Transit Project

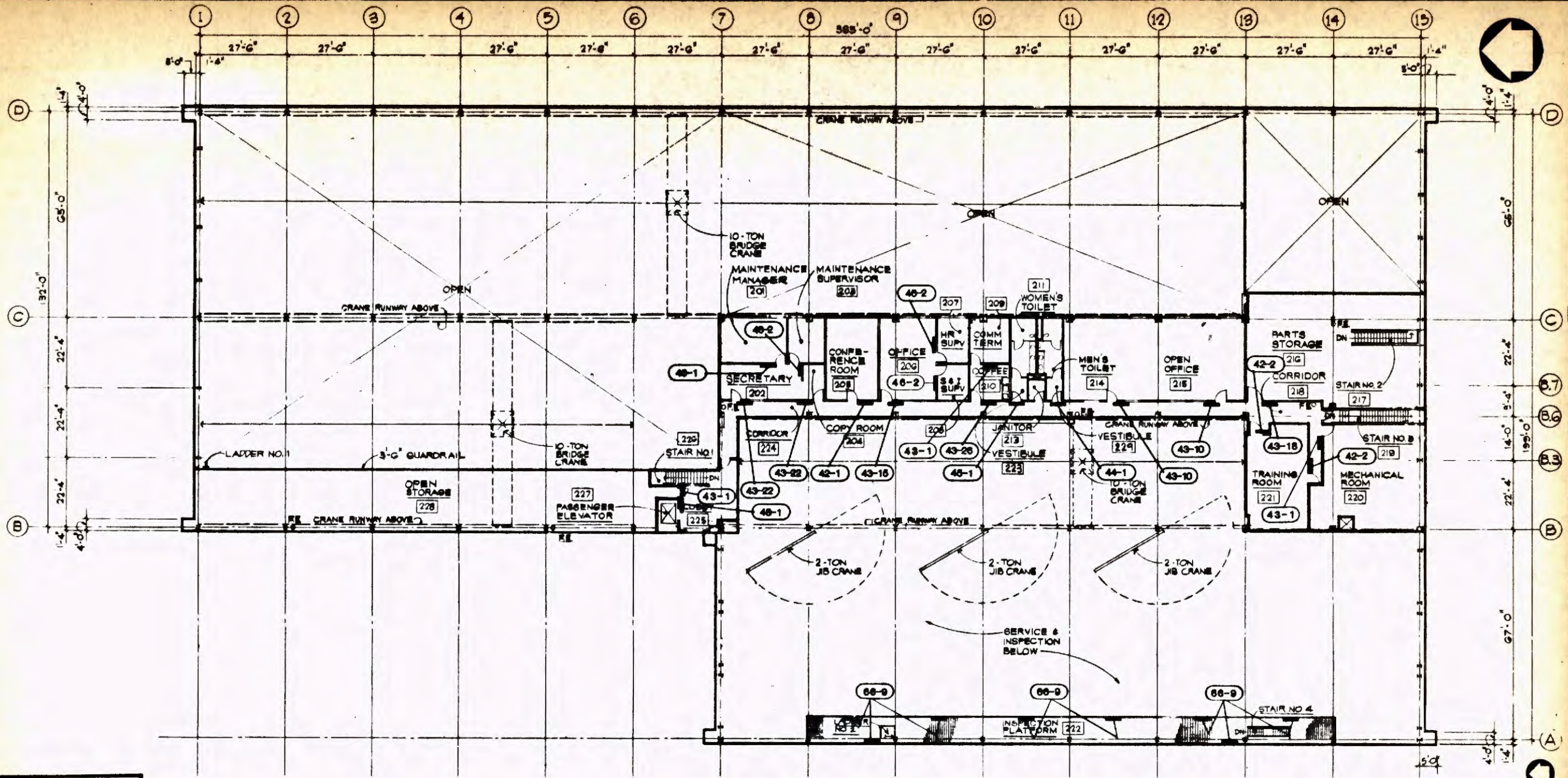
SANCHEZ KAMPS ASSOCIATES DESIGN
 Graphic Consultant
 60 W. Green Street
 Pasadena, CA 91105
 818/793-4017

TRANS CAL
 Transit Consultants of Southern California

SUBMITTED: *[Signature]* APPROVED: *[Signature]*

SIGNAGE AND GRAPHICS
MAIN YARD AND SHOPS - LOCATION PLAN
VEHICLE SHOP
GROUND FLOOR PLAN

CONTRACT NO. R01-T01-H0880	
DRAWING NO. GS-8000	
REV.	SHEET NO. 83
SCALE AS NOTED	




Symbol Key:

- 14-3: Item Number
- Refer to Graphics Schedule for Explanation
- Sign

NOTE: "G1" AND "G5" REFERENCES ARE TO DRAWINGS WITHIN THIS SET. ANY REFERENCES TO DRAWINGS OTHER THAN SERIES "G1" OR "G5" REFER TO PREVIOUS SUBMITTALS.

COMPOSITE MEZZANINE FLOOR PLAN

NOTE
 SIGN TYPE 47-1, ENGINEERING CONTROL NUMBER IS THE ARCHITECTURAL ROOM IDENTIFICATION AND IS PLACED ON EACH DOORWAY TO EVERY ROOM SEE DETAIL SHEET 45-7933.



GRAPHIC SCALE

Sheet Checked
 Physical Entry
 Submittal Management
 Cost Checked
 Project Manager

REV.	DATE	DESCRIPTION	BY	APP.
1	2.20.89	ISSUED FOR BID		

Information contained on all plans, drawings, specifications, and/or information furnished herewith shall remain the property of the Los Angeles County Transportation Commission and shall not be used for any purpose not provided for in agreements with the Los Angeles County Transportation Commission.

DESIGNED BY
[Signature]
 DRAWN BY
 K. ABELTINE
 CHECKED BY
[Signature]
 APPROVED BY
[Signature]
 FEBRUARY 20, 1989

LOS ANGELES COUNTY TRANSPORTATION COMMISSION
 The Long Beach-Los Angeles Rail Transit Project

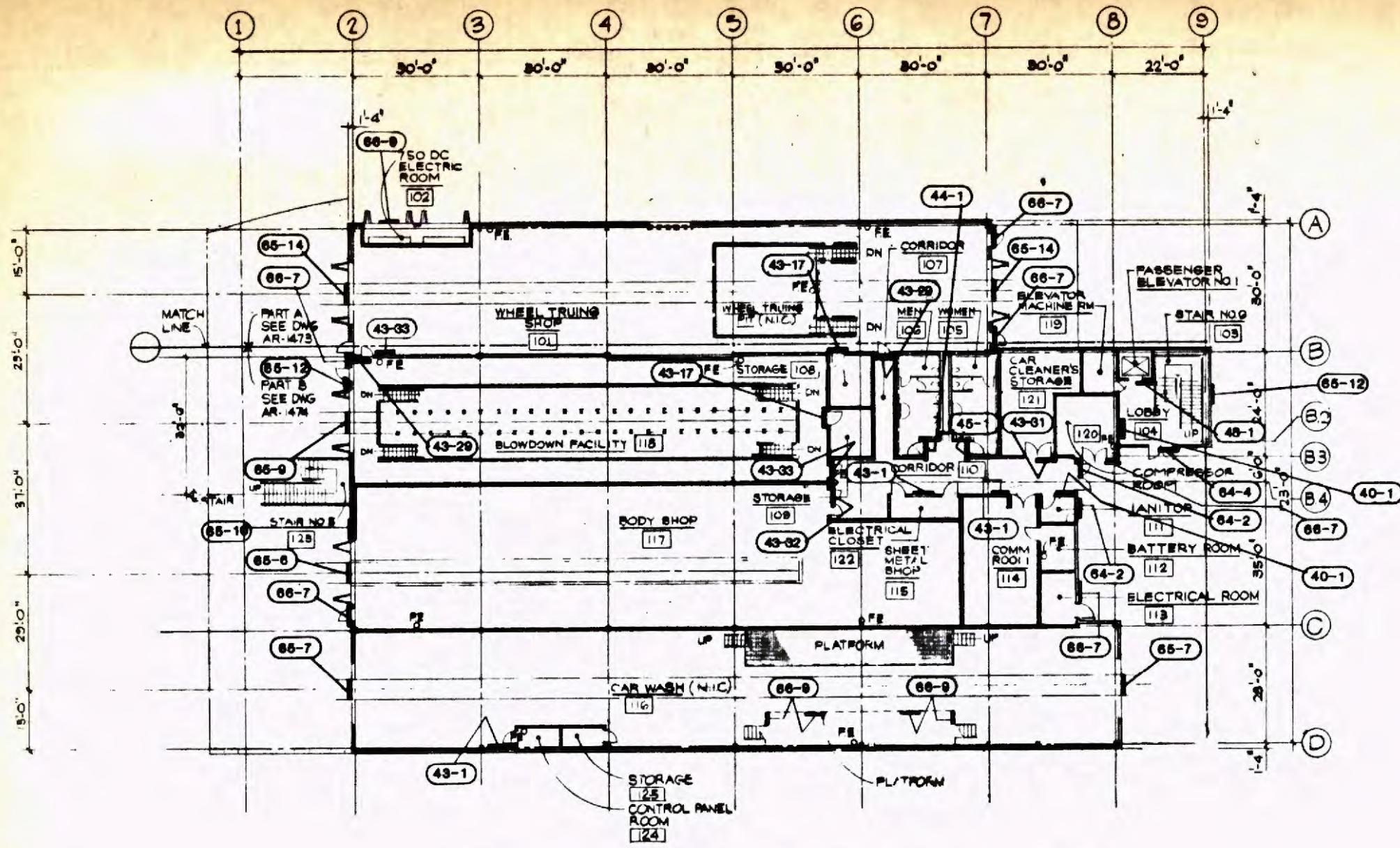
SANCHEZ KAMPS ASSOCIATES DESIGN
 Graphic Consultant
 60 W. Green Street
 Pasadena, CA 91105
 818/793-4017

TRANSCAL
 Special Consultants of Southern California
 A Joint Venture of Parsons Brinckerhoff Quade & Douglas, Inc., and
 S. D. Swain, Johnson & Mendenhall, Inc.
 1000 Wilshire Blvd., Suite 1000
 Los Angeles, CA 90017
 (213) 475-1000

SUBMITTED: *[Signature]*
 APPROVED: *[Signature]*

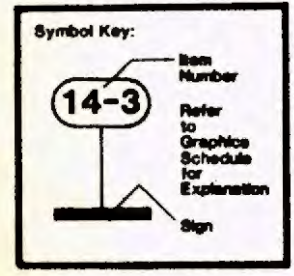
SIGNAGE AND GRAPHICS
MAIN YARD AND SHOPS - LOCATION PLAN
VEHICLE SHOP
MEZZANINE FLOOR PLAN

CONTRACT NO. R01-T01-H0880
DRAWING NO. GS-8001
REV. SHEET NO. 84
SCALE AS NOTED



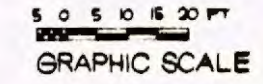
COMPOSITE GROUND FLOOR PLAN

LEGEND
 - - - - - ONE HOUR ASSEMBLY PARTITION TO UNDERSIDE OF STRUCTURE.
 O P.E. FIRE EXTINGUISHER



NOTE: "G1" AND "G5" REFERENCES ARE TO DRAWINGS WITHIN THIS SET. ANY REFERENCES TO DRAWINGS OTHER THAN SERIES "G1" OR "G5" REFER TO PREVIOUS SUBMITTALS.

NOTE
 SIGN TYPE 47-1, ENGINEERING CONTROL NUMBER IS THE ARCHITECTURAL ROOM IDENTIFICATION AND IS PLACED ON EACH DOORWAY TO EVERY ROOM. SEE DETAIL SHEET GS-7933.



Work Element
 Physical Facility
 Safety and Signage
 Cost Element
 Project Number

REV	DATE	DESCRIPTION	BY	APP.
2.20.89		ISSUED FOR BID		

Information confidential: all plans, drawings, specifications, and/or information furnished herewith shall remain the property of the Los Angeles County Transportation Commission and shall not be used for any purpose not provided for in agreements with the Los Angeles County Transportation Commission.

DESIGNED BY
 J. STEDDARD

DRAWN BY
 K. ASELTINE

CHECKED BY
 S. GARDNER

APPROVED BY
 T. HADLER

DATE
 FEBRUARY 20, 1989

LOS ANGELES COUNTY TRANSPORTATION COMMISSION
 The Long Beach-Los Angeles Rail Transit Project

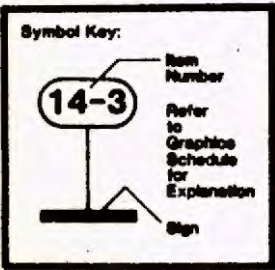
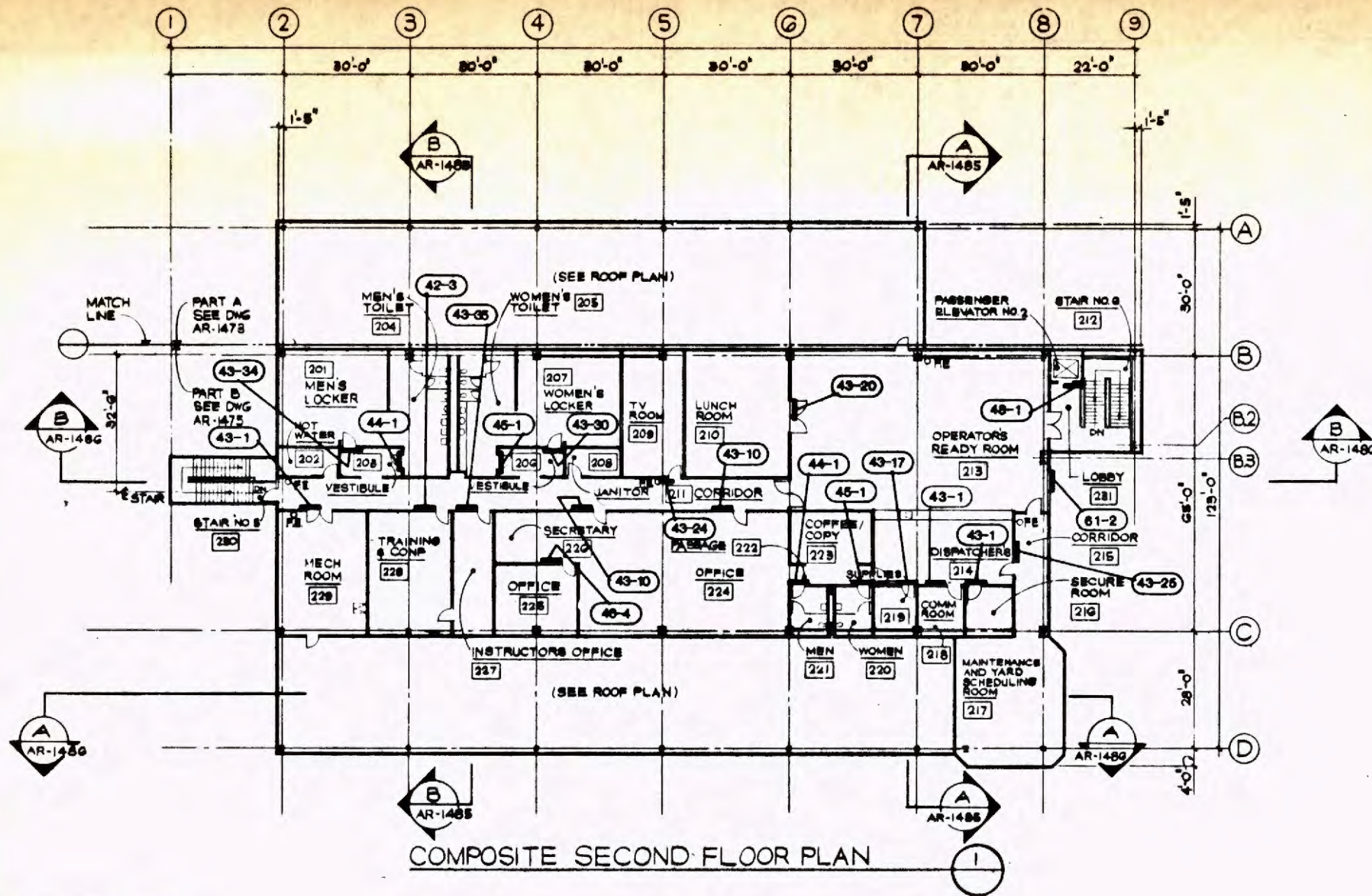
SANCHEZ KAMPS ASSOCIATES
 Graphic Consultant
 60 W. Green Street
 Pasadena, CA 91105
 818/793-4017

TRANSAL
 Street Consultants of Southern California
 A Joint Venture of
 Street Consultants of Southern California, Inc.
 and
 Street Consultants of Southern California, Inc.

APPROVED: [Signature]

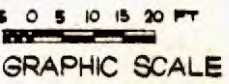
SIGNAGE AND GRAPHICS
MAIN YARD AND SHOPS - LOCATION PLAN
OPERATIONS CENTER/ANCILLARY SHOP
GROUND FLOOR PLAN

CONTRACT NO R01-T01-H080
 DRAWING NO
GS-8002
 REV. SHEET NO.
85
 SCALE
 AS NOTED



NOTE: "G1" AND "GS" REFERENCES ARE TO DRAWINGS WITHIN THIS SET. ANY REFERENCES TO DRAWINGS OTHER THAN SERIES "G1" OR "GS" REFER TO PREVIOUS SUBMITTALS.

NOTE
 1. SIGN TYPE 47-1, ENGINEERING CONTROL NUMBER IS THE ARCHITECTURAL ROOM IDENTIFICATION AND IS PLACED ON EACH DOORWAY TO EVERY ROOM. SEE DETAIL SHEET GS-7935.



Work Element
 Physical Entity
 Location
 Cost Element
 Project Number

REV.	DATE	DESCRIPTION	BY	APP.
1	2.20.89	ISSUED FOR BID		

Information confidential all plans, drawings, specifications, and/or information furnished hereunder shall remain the property of the Los Angeles County Transportation Commission and shall not be used for any purpose not provided for in agreements with the Los Angeles County Transportation Commission.

DESIGNED BY: J. HADDAD
 DRAWN BY: K. ASSETINE
 CHECKED BY: S. GARDNER
 APPROVED BY: J. HADDAD
 FEBRUARY 20, 1989

LOS ANGELES COUNTY TRANSPORTATION COMMISSION
 The Long Beach-Los Angeles Rail Transit Project

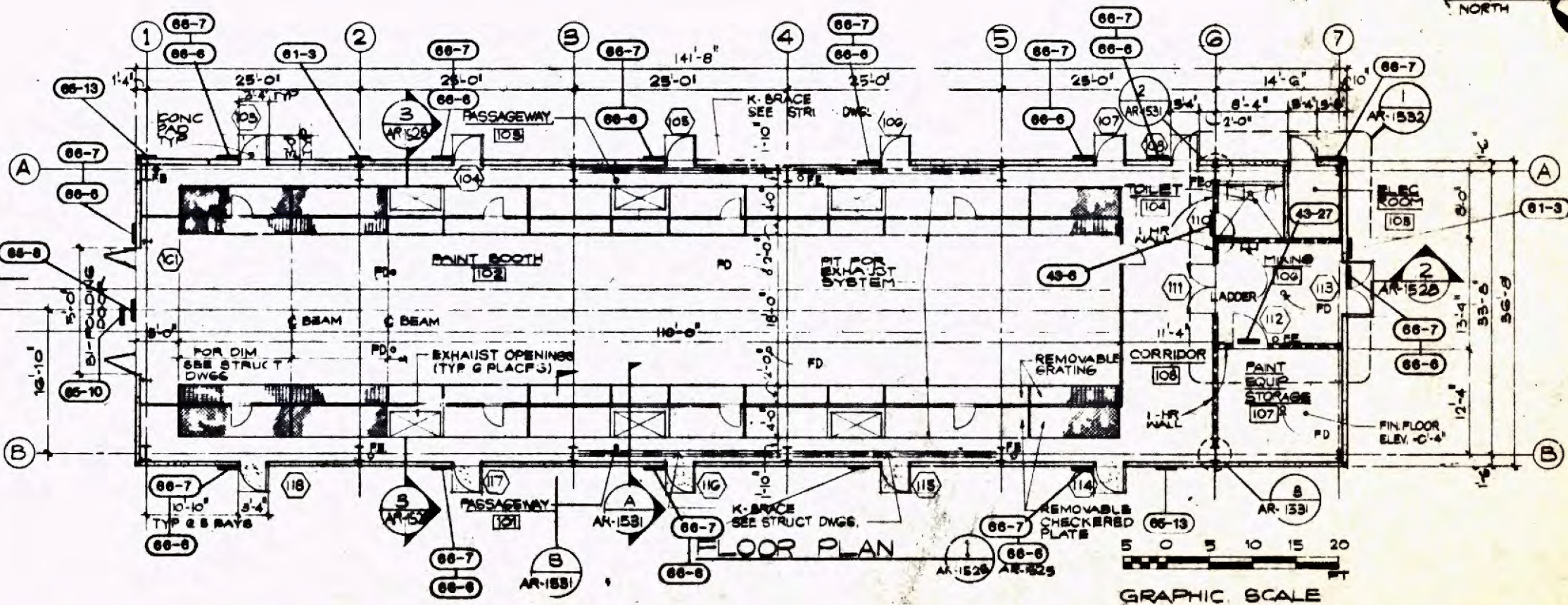
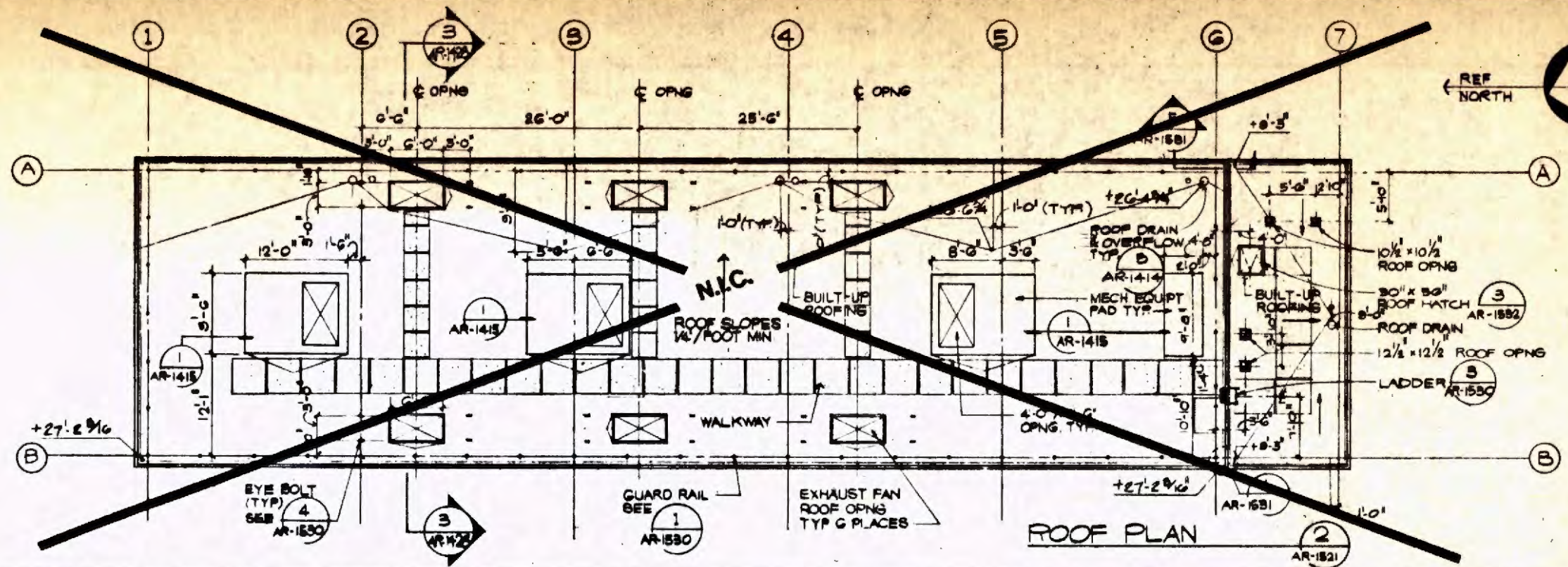
SANCHEZ KAMPS Graphic Consultant
 60 W. Green Street
 PASADENA, CA 91105
 818/793-4017

TRANSCAL Transit Consultants of Southern California

APPROVED: [Signature]

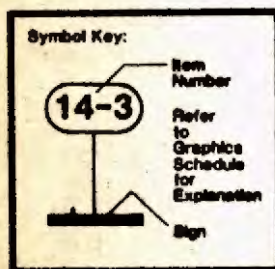
SIGNAGE AND GRAPHICS
MAIN YARD AND SHOPS - LOCATION PLAN
OPERATIONS CENTER/ANCILLARY SHOP
SECOND FLOOR PLAN

CONTRACT NO R01-T01-H0860	
DRAWING NO. GS-8003	
REV.	SHEET NO. 86
SCALE AS NOTED	



SIGNAGE NOTE

1. SIGN TYPE 47-1, ENGINEERING CONTROL NUMBER IS THE ARCHITECTURAL ROOM IDENTIFICATION AND IS PLACED ON EACH WALKWAY TO EVERY ROOM. SEE DETAIL SHEET GS-7955.



NOTE: "G1" AND "G5" REFERENCES ARE TO DRAWINGS WITHIN THIS SET. ANY REFERENCES TO DRAWINGS OTHER THAN SERIES "G1" OR "G5" REFER TO PREVIOUS SUBMITTALS.

Project Number: 2.20.89
 Phase: Issued for Bid
 Date: FEBRUARY 20, 1988

Information contained on all plans, drawings, specifications, and/or information furnished herewith shall remain the property of the Los Angeles County Transportation Commission and shall not be used for any purposes not provided for in agreements with the Los Angeles County Transportation Commission.

DESIGNED BY: J. STEVARD
 DRAWN BY: K. ASELTINE
 CHECKED BY: S. ADDNER
 APPROVED BY: S. ADDNER
 DATE: FEBRUARY 20, 1988

LOS ANGELES COUNTY TRANSPORTATION COMMISSION
 The Long Beach-Los Angeles Rail Transit Project

SANCHEZ KAMPS Graphic Consultant
 60 W. Green Street
 PASADENA, CA 91105
 818/793-4017

TRANSCAL
 Transit Consultants of Southern California

APPROVED: [Signature]

SIGNAGE AND GRAPHICS
MAIN YARD AND SHOPS - LOCATION PLAN
PAINT SHOP FLOOR PLAN

CONTRACT NO. R01-T01-H0800
 DRAWING NO. GS-8004
 REV. SHEET NO. 87
 SCALE: AS NOTED

