

SOUTHERN CALIFORNIA RAPID TRANSIT DISTRICT



**EMERGENCY OPERATING PROCEDURES
WITHOUT SCADA**

**FOR THE
LOS ANGELES METRO RED LINE**

DECEMBER 11, 1992

FINAL

EMERGENCY OPERATING PROCEDURES WITHOUT SCADA

1.0 Introduction

The objective of these procedures is to provide guidance for the operation of the Metro Red Line (MRL) Segment 1 when the Supervisory Control and Data Acquisition (SCADA) system is inoperative. Manual operation of Red Line systems will be performed from the Emergency Management Panels (EMP) located at each station. The Operations Control Center (OCC) Communications Controller, in conjunction with the EMP operators and train operators, will be responsible for coordinating and implementing these procedures in the event of an emergency.

2.0 Authority

Lines of authority must be defined prior to operating the MRL without SCADA. The following is a list of SCRTD personnel positions and the responsibility of each:

Los Angeles Fire Department (LAFD) Commander - In the event of any emergency requiring the LAFD to be notified, the on scene LAFD commander shall be the on-scene commander.

Los Angeles Sheriffs Department - The Los Angeles Sheriffs Department shall be responsible for responding to Intrusion Detection Alarms if the OCC Communication Controller does not have knowledge of any SCRTD personnel working in the affected area.

OCC Communication Controllers - The Communication Controller who receives the initial incoming call from the Station Attendant shall be responsible for implementing emergency response procedures.

Station Attendants Responsible for Monitoring the EMP - The Station Attendant responsible for monitoring the EMP shall be responsible for:

- Monitoring the EMP Alarm Indication Panel
- Communicating all indications to the OCC
- Implementing fan scenarios based these emergency procedures and coordinating with the OCC
- Assisting LAFD On Scene Commander with MRL fan operations
- Assisting MRL passengers during evacuation

Train Operators - In the event of a fire emergency in the tunnel, the train operator shall be responsible for communicating the following information:

- Location of fire including track and milepost
- Direction of passenger evacuation with respect to MRL stations

SCR TD Emergency Response Team - The SCR TD Emergency Response Team shall be responsible for responding to Gas, Fire and Facilities indications.

SCR TD Maintenance Personnel - The SCR TD Maintenance Personnel shall be responsible for responding to Facilities Indications.

3.0 Ventilation Equipment Operation

Emergency Ventilation Operating Procedures (EVOPs) without SCADA were developed to mimic automatic operation through manual operation of the ventilation equipment. However, the exact duplication of SCADA operation is not possible from the EMPs. Since the Emergency Gas Operating Procedure (EGOP) could not be duplicated, a new procedure was developed to provide adequate ventilation using a different fan configuration.

The ventilation equipment limitations are as follows:

- Operating emergency ventilation equipment should be limited to emergencies only.
- In non-emergency situations, fans should not be switched from one mode to another without waiting 90 seconds
- Cross-passage fans should be placed OFF while SCADA is inoperative
- When changing fan directions from supply to exhaust or exhaust to supply, do not press stop. Press the exhaust or supply buttons directly.

31452191

Emergency Procedures Without SCADA System

EMP Fire Detection/Suppression

All Stations

- | | |
|--|---|
| SCRTD Station Attendant
Responsible for Monitoring
EMP | <ol style="list-style-type: none">1. Receive Fire Detection/Suppression indication from the EMP Alarm Panel.2. Contact CCF to provide critical information such as location and station conditions |
| CCF Controller | <p>Perform Code-2 Emergency Call-out Procedure.
Report fire location to LAFD</p> |

Emergency Procedures Without SCADA System

EMP Intrusion Detection

All Stations

SCRTD Station Attendant
Responsible for Monitoring
EMP

1. Receive Intrusion Detection Alarm indication from of the EMP.
2. Contact CCF to provide critical information such as location of alarm and station conditions.

CCF Controller

The CCF should be notified of any person entering a secured area. If CCF is not aware of any SCTR D personnel in that area, perform the Code-2 call-out procedure.

Emergency Procedures without SCADA system

EMP Gas Indication/Seismic Event

All Stations

SCRTD Station Attendant
Responsible for Monitoring
EMP Panel

1. Receive Gas Alarm indication from the EMP.
2. Contact CCF to provide critical information such as probe number(s) and station conditions

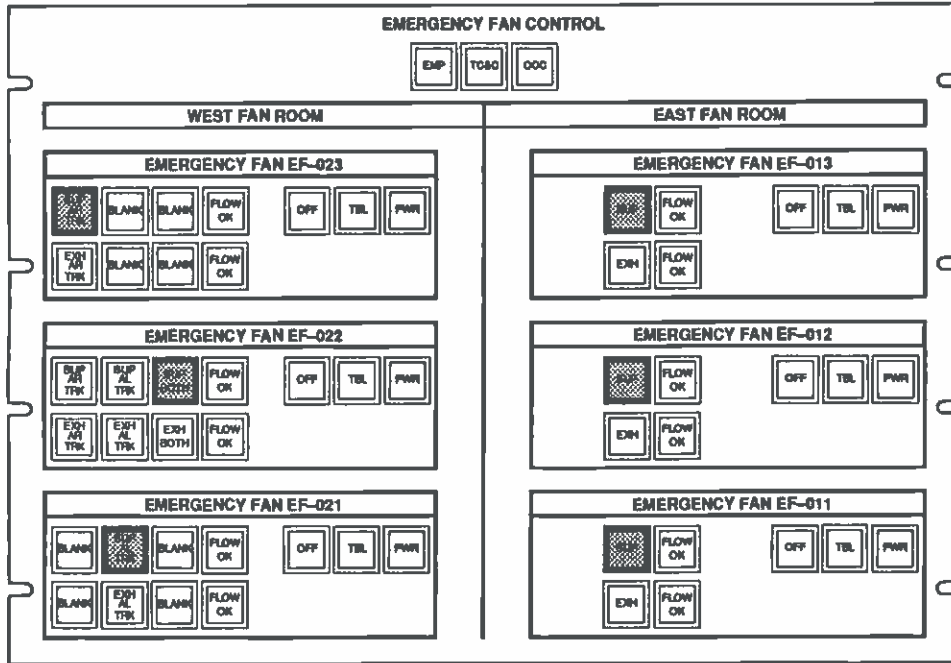
CCF Controller

1. Perform Code -2 Emergency Call-out Procedure
2. Notify LAFD of Gas Alarm indication in tunnel.
3. Coordinate Ventilation operation between stations.

SCRTD Station Attendant
Responsible for Monitoring
EMP Panel

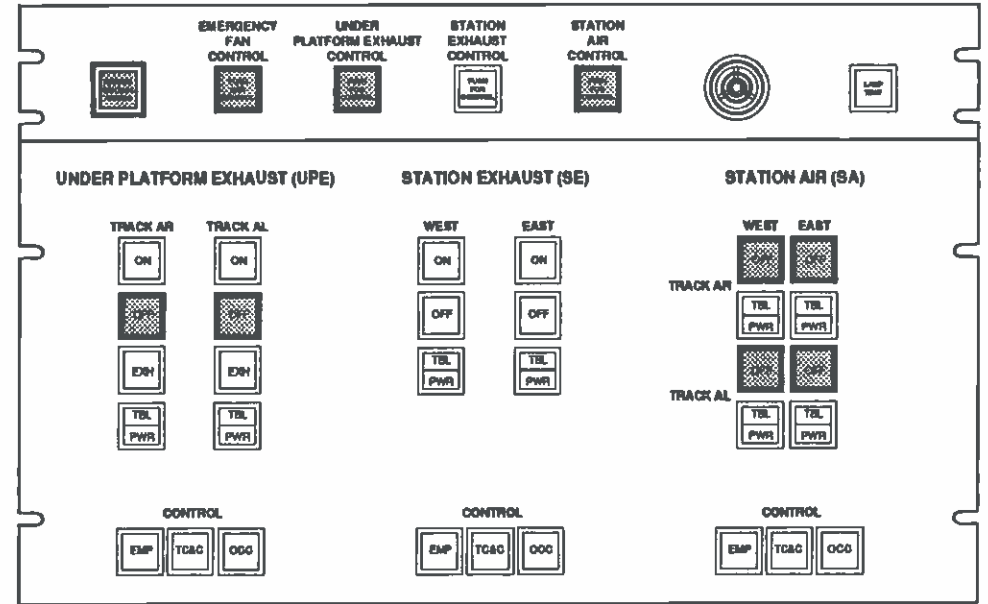
If the Emergency Indication Panel on the EMP indicates an Alarm anywhere in the subway system, activate the following fan configurations on the next five pages which applies to each specific station.

SCENARIO: GAS INDICATION/SEISMIC EVENT



WEST FAN ROOM EMERGENCY FANS:
SUPPLY MODE, ALL FANS

EAST FAN ROOM EMERGENCY FANS:
SUPPLY MODE, ALL FANS



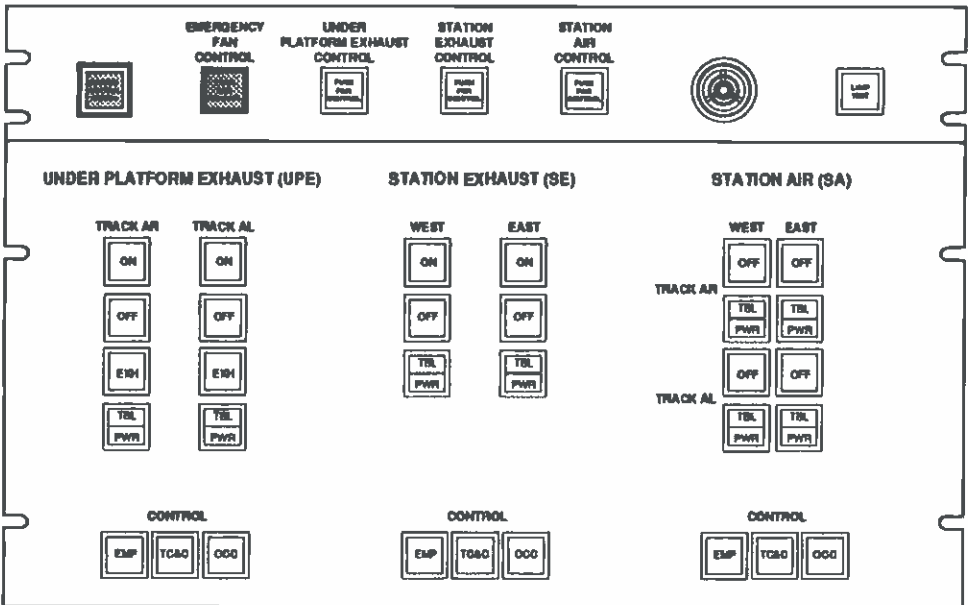
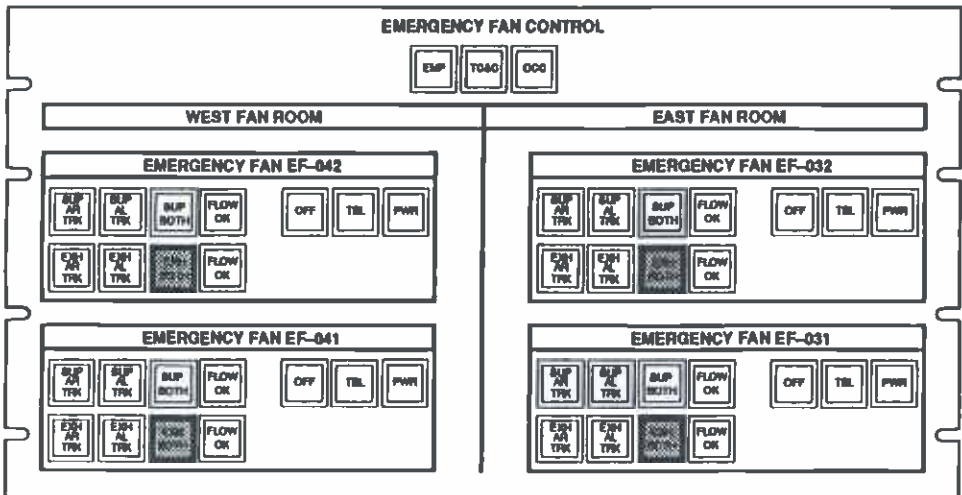
UNDER PLATFORM EXHAUST FANS:
OFF MODE

STATION EXHAUST:
NO ACTION REQUIRED

STATION AIR:
OFF MODE

UNION STATION

SCENARIO: GAS INDICATION/SEISMIC EVENT



WEST FAN ROOM EMERGENCY FANS:
EXHAUST MODE, ALL FANS

EAST FAN ROOM EMERGENCY FANS:
EXHAUST MODE, ALL FANS

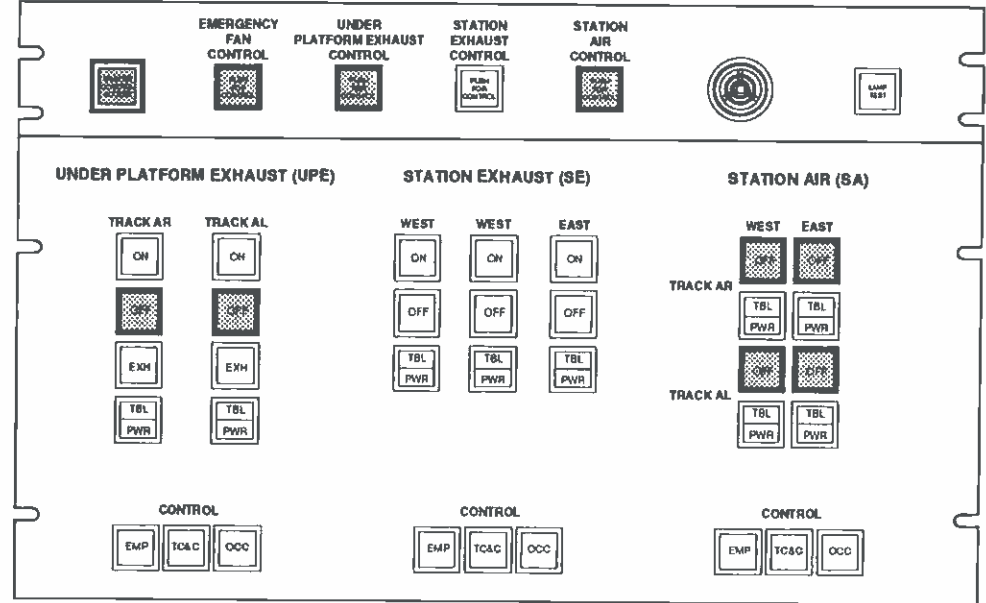
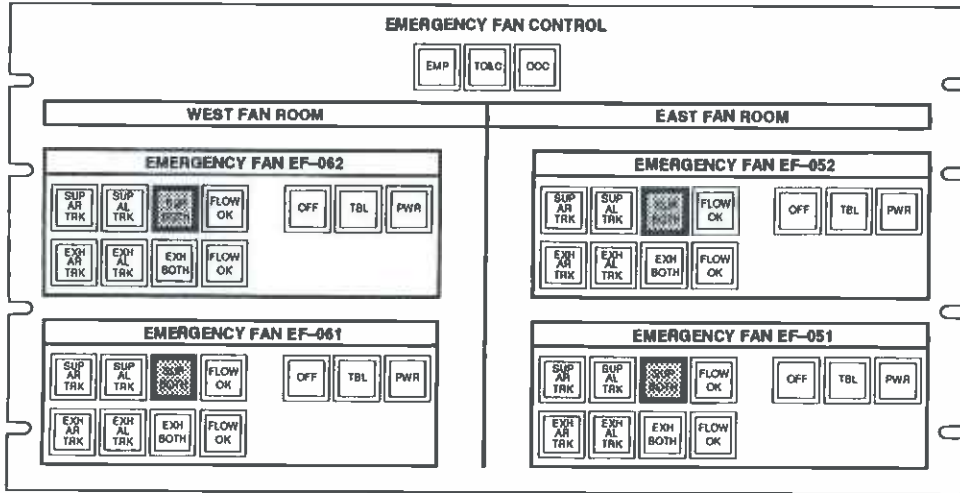
UNDER PLATFORM EXHAUST FANS:
NO ACTION REQUIRED

STATION EXHAUST:
NO ACTION REQUIRED

STATION AIR:
NO ACTION REQUIRED

CIVIC CENTER

SCENARIO: GAS INDICATION/SEISMIC EVENT



WEST FAN ROOM EMERGENCY FANS:
SUPPLY MODE, ALL FANS

EAST FAN ROOM EMERGENCY FANS:
SUPPLY MODE, ALL FANS

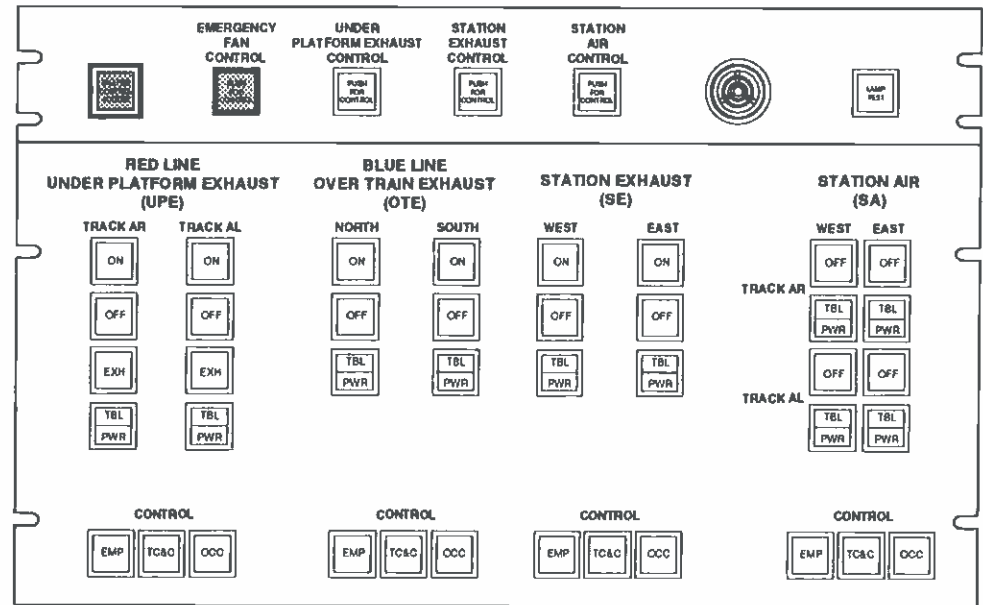
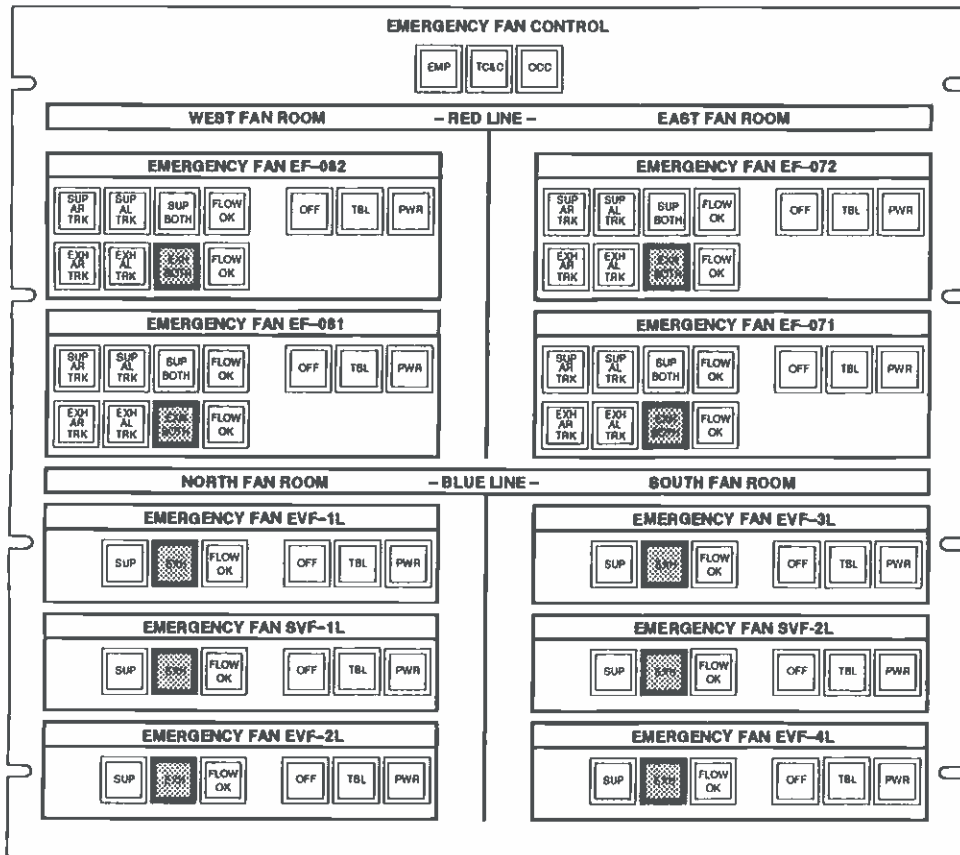
UNDER PLATFORM EXHAUST FANS:
OFF MODE

STATION EXHAUST:
NO ACTION REQUIRED

STATION AIR:
OFF MODE

PERSHING SQUARE

SCENARIO: GAS INDICATION/SEISMIC EVENT



UNDER PLATFORM EXHAUST FANS:
NO ACTION REQUIRED

OVERTRAIN EXHAUST FANS (OTE):
NO ACTION REQUIRED

STATION EXHAUST:
NO ACTION REQUIRED

STATION AIR:
NO ACTION REQUIRED

WEST FAN ROOM EMERGENCY FANS:

EXHAUST MODE, ALL FANS

EAST FAN ROOM EMERGENCY FANS:

EXHAUST MODE, ALL FANS

NORTH FAN ROOM EMERGENCY FANS:

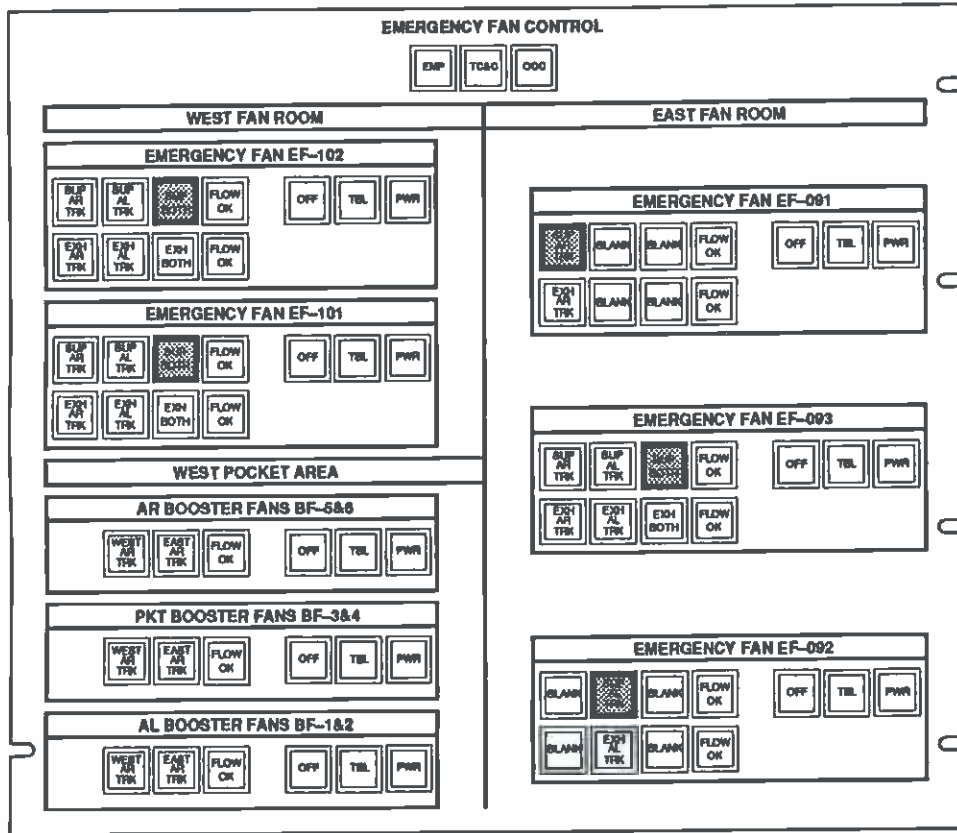
EXHAUST MODE, ALL FANS

SOUTH FAN ROOM EMERGENCY FANS:

EXHAUST MODE, ALL FANS

7TH/METRO CENTER

SCENARIO: GAS INDICATION/SEISMIC EVENT

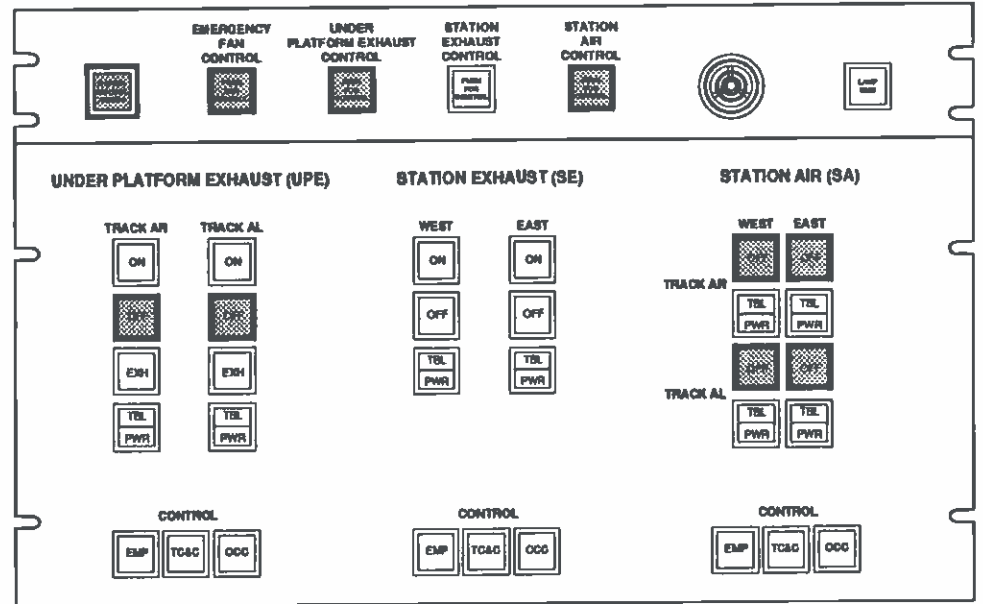


WEST FAN ROOM EMERGENCY FANS:

SUPPLY MODE, ALL FANS

EAST FAN ROOM EMERGENCY FANS:

SUPPLY MODE, ALL FANS



UNDER PLATFORM EXHAUST FANS:

OFF MODE

STATION EXHAUST:

NO ACTION REQUIRED

STATION AIR:

OFF MODE

Emergency Procedures Without SCADA System

Facilities Indication

All Stations

SCR TD Station Attendant
Responsible for Monitoring
EMP

1. Receive Facilities Alarm indication from of the EMP.
2. Contact CCF to provide critical information such as type of facilities indication, location and station conditions

CCF Controller

Notify SCR TD Maintenance Personnel of
FACILITIES indication on EMP.

Between the hours of 6:00 am and 3:30 pm, contact
Vernon Yard.

PHONE NUMBER: 972-7990

OR

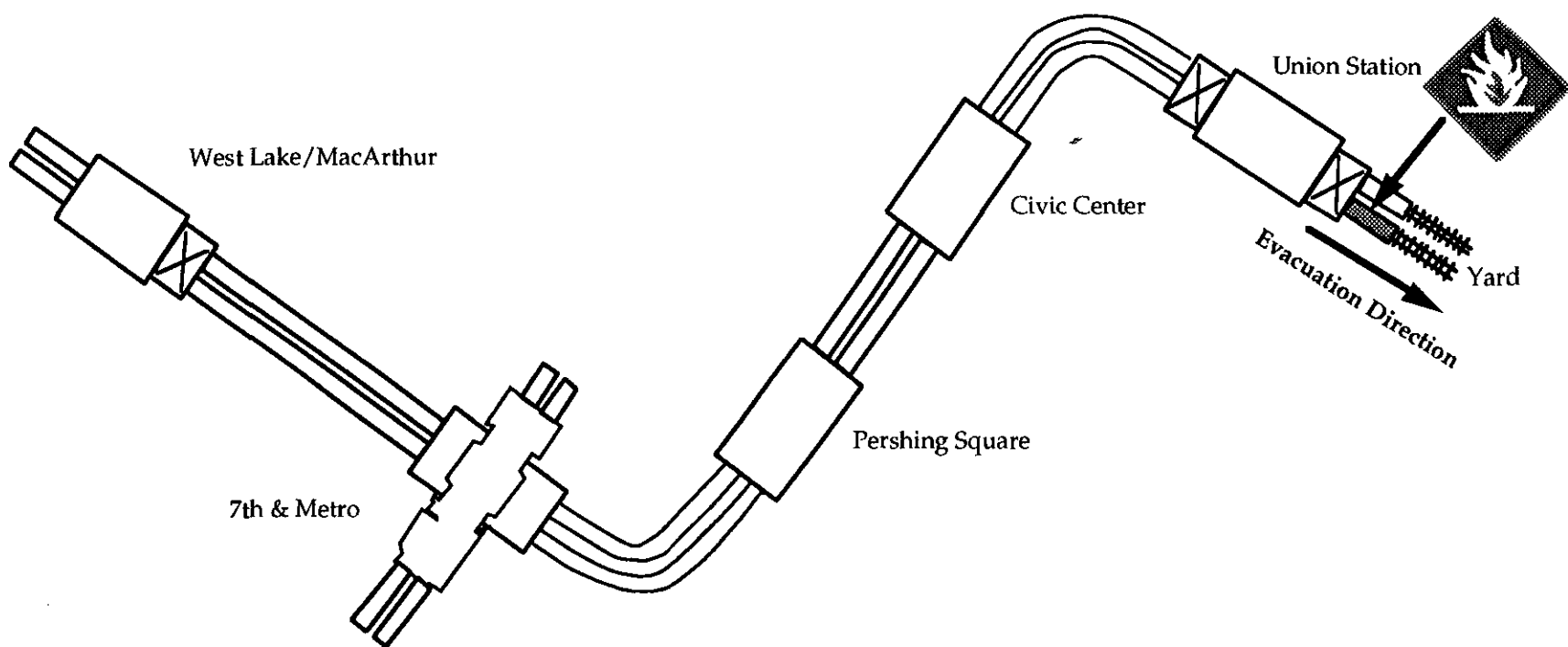
If after hours, contact maintenance personnel from
the On-Duty roster.

FIRE VENTILATION SCENARIO GUIDE BASED ON LOCATION AND DIRECTION OF EVACUATION

SCENARIO	LOCATION/TRACK/DIRECTION OF EVACUATION
1	YARD/UNION ON YL TRACK EVACUATING TOWARD PORTAL
2	YARD/UNION ON YL TRACK EVACUATING TOWARD UNION
3	YARD/UNION ON YR TRACK EVACUATING TOWARD PORTAL
4	YARD/UNION ON YR TRACK EVACUATING TOWARD UNION
5	YARD/UNION ON AR/AL (<400 FT FROM PLATFORM) EVACUATING TOWARD UNION
6	UNION ON AR/AL EVACUATING TOWARD STATION EXITS
7	UNION/CIVIC ON AR/AL (<500 FT FROM PLATFORM) EVACUATING TOWARD UNION
8	UNION/CIVIC ON AL EVACUATING TOWARD UNION
9	UNION/CIVIC ON AL EVACUATING TOWARD CIVIC
10	UNION/CIVIC ON AR EVACUATING TOWARD UNION
11	UNION/CIVIC ON AR EVACUATING TOWARD CIVIC
12	CIVIC ON AR/AL EVACUATING TOWARD STATION EXITS
13	CIVIC/PERSHING ON AL EVACUATING TOWARD CIVIC
14	CIVIC/PERSHING ON AL EVACUATING TOWARD PERSHING
15	CIVIC/PERSHING ON AR EVACUATING TOWARD CIVIC
16	CIVIC/PERSHING ON AR EVACUATING TOWARD PERSHING
17	PERSHING ON AR/AL EVACUATING TOWARD STATION EXITS
18	PERSHING /7TH METRO ON AL EVACUATING TOWARD PERSHING
19	PERSHING/7TH METRO ON AL EVACUATING TOWARD 7TH/METRO
20	PERSHING/7TH METRO ON AR EVACUATING TOWARD PERSHING
21	PERSHING/7TH METRO ON AR EVACUATING TOWARD 7TH/METRO
22	7TH/METRO (RED LINE) ON AR/AL EVACUATING TOWARD STATION EXITS
23	BLUE LINE STATION NORTH OF PLATFORM EVACUATING TOWARD FLOWER ST. EXITS
24	BLUE LINE STATION AT PLATFORM EVACUATING TOWARD FLOWER ST. EXITS
25	BLUE LINE STATION SOUTH OF PLATFORM EVACUATING TOWARD PORTAL
26	BLUE LINE STATION SOUTH OF PLATFORM EVACUATING TOWARD FLOWER ST. EXITS
27	7TH-METRO/WESTLAKE ON AL EVACUATING TOWARD 7TH-METRO
28	7TH-METRO/WESTLAKE ON AL EVACUATING TOWARD WESTLAKE/MACARTHUR
29	7TH-METRO/WESTLAKE ON AR EVACUATING TOWARD 7TH-METRO
30	7TH-METRO/WESTLAKE ON AR EVACUATING TOWARD WESTLAKE/MACARTHUR
31	7TH-METRO/WESTLAKE ON AR/AL (<500 FT. FROM PLATFORM) EVACUATING TO WESTLAKE
32	WESTLAKE/MACARTHUR ON AR/AL EVACUATING TOWARD STATION EXITS.

SCENARIO NUMBER: 1

**TRAIN IS DISABLED BETWEEN YARD AND UNION
STATION ON THE YL TRACK AND PASSENGERS ARE
EVACUATING TOWARD THE PORTAL.**

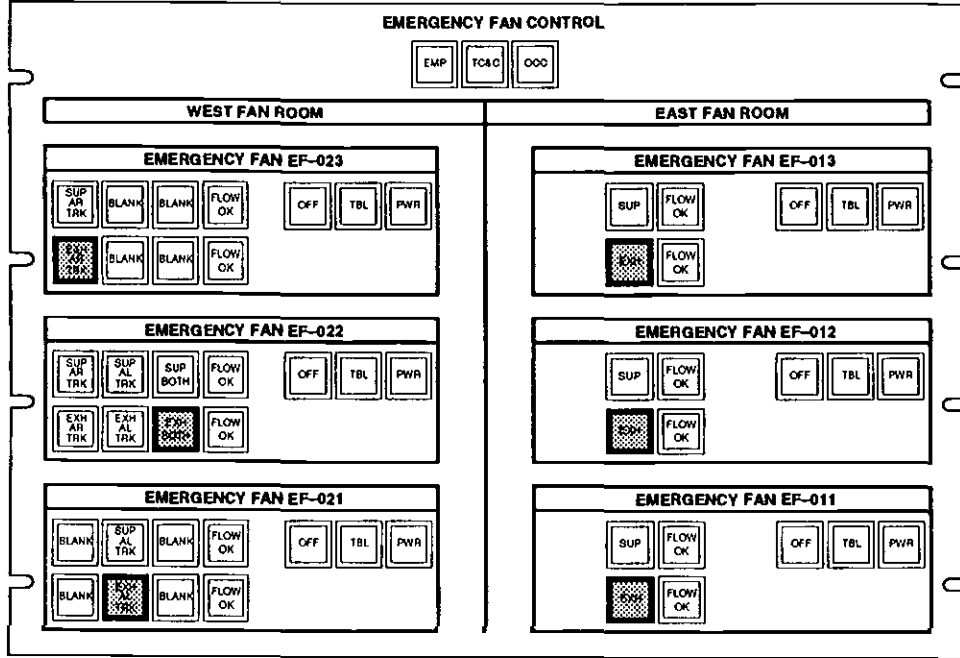


1. Union/Yard on YL toward portal
 If train is disabled between the Yard and Union Station on YL track and passengers are evacuating toward the portal, perform the following fan configuration:

UNION	CIVIC CENTER	PERSHING SQUARE	.7TH/METRO CENTER
East Fan Room Emergency Fans: EXHAUST MODE, ALL FANS West Fan Room Emergency Fans: EXHAUST AR TRACK EXHAUST AR AND AL TRACK EXHAUST AL TRACK Under Platform Exhaust Fans (UPE): ON MODE, BOTH TRACKS Station Air (SA) Fans: OFF MODE	East Fan Room Emergency Fans: EXHAUST MODE, BOTH TUNNELS West Fan Room Emergency Fans: EXHAUST MODE, BOTH TUNNELS Under Platform Exhaust Fans (UPE): EXHAUST MODE, BOTH TUNNELS Station Air (SA) Fans: OFF MODE	East Fan Room Emergency Fans: EXHAUST MODE, BOTH TUNNELS West Fan Room Emergency Fans: EXHAUST MODE, BOTH TUNNELS Under Platform Exhaust Fan (UPE): EXHAUST MODE, BOTH TUNNELS Station Air (SA) Fans: OFF MODE	East Fan Room Emergency Fans: EXHAUST MODE, BOTH TUNNELS West Fan Room Emergency Fans: EXHAUST MODE, BOTH TUNNELS Under Platform Exhaust Fans (UPE): EXHAUST MODE, BOTH TUNNELS Station Air (SA) Fans: OFF MODE

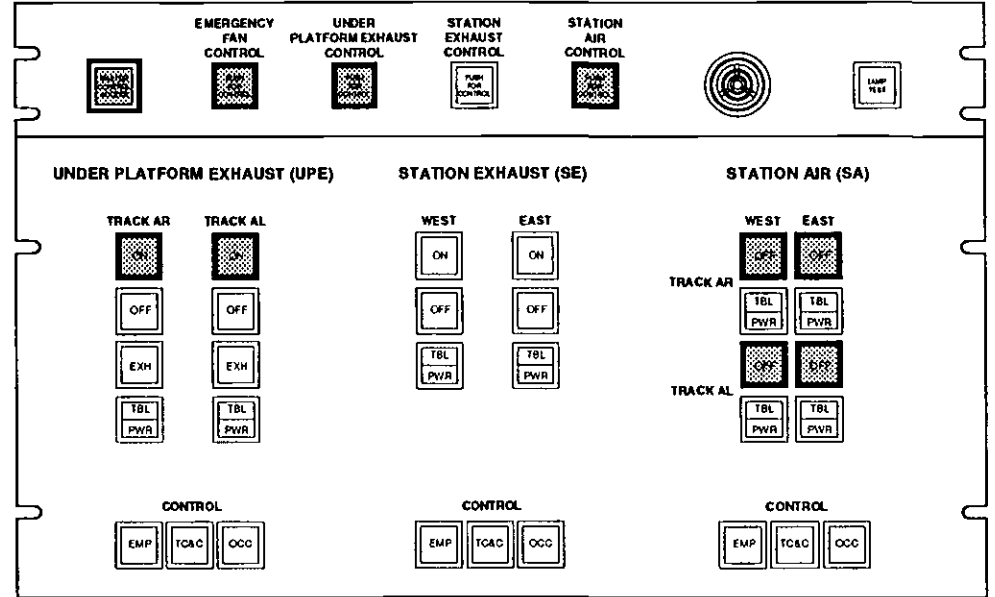
SCENARIO: 1

YARD/UNION ON YL TOWARD PORTAL.



WEST FAN ROOM EMERGENCY FANS:
EXHAUST MODE, ALL FANS

EAST FAN ROOM EMERGENCY FANS:
EXHAUST MODE, AL TRACK ONLY



UNDER PLATFORM
EXHAUST FANS:
ON MODE,
BOTH TRACKS

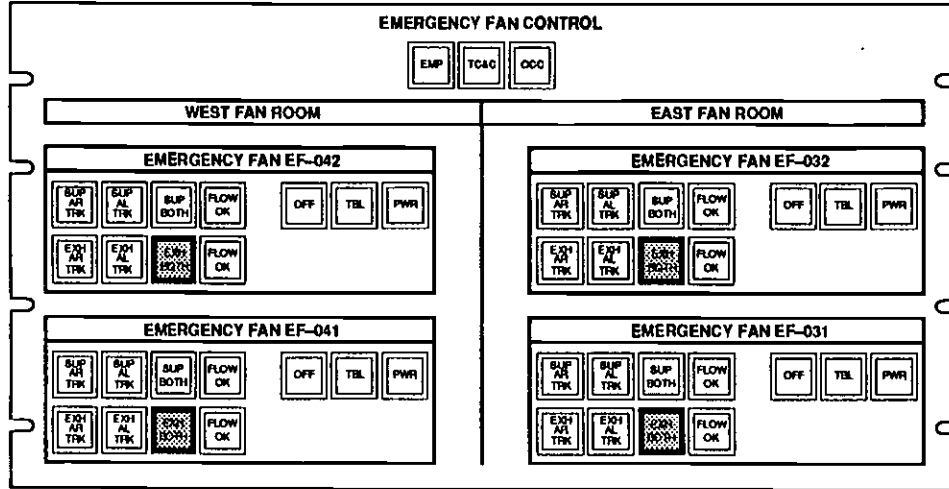
STATION
EXHAUST:
NO ACTION
REQUIRED

STATION
AIR:
OFF MODE

UNION STATION

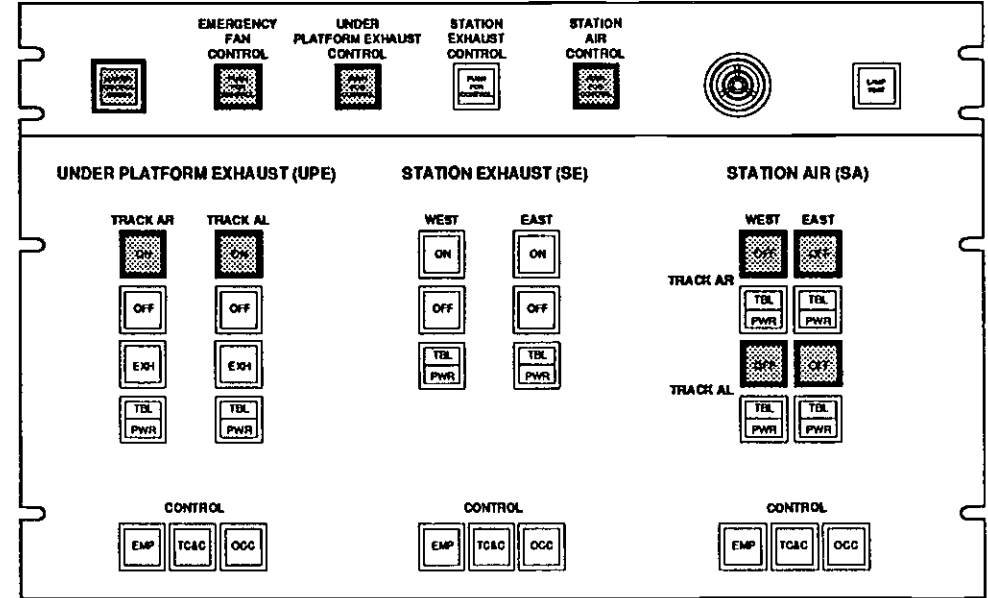
SCENARIO: 1

YARD/UNION ON YL TOWARD PORTAL.



WEST FAN ROOM EMERGENCY FANS:
EXHAUST MODE, ALL FANS

EAST FAN ROOM EMERGENCY FANS:
EXHAUST MODE, ALL FANS



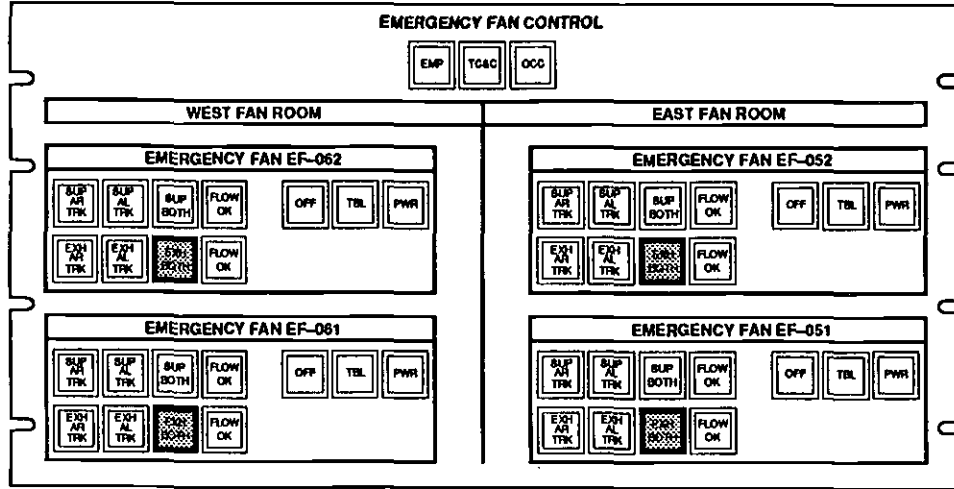
UNDER PLATFORM EXHAUST FANS:
ON MODE, BOTH TRACKS

STATION EXHAUST:
NO ACTION REQUIRED

STATION AIR:
OFF MODE

SCENARIO: 1

YARD/UNION ON YL TOWARD PORTAL.

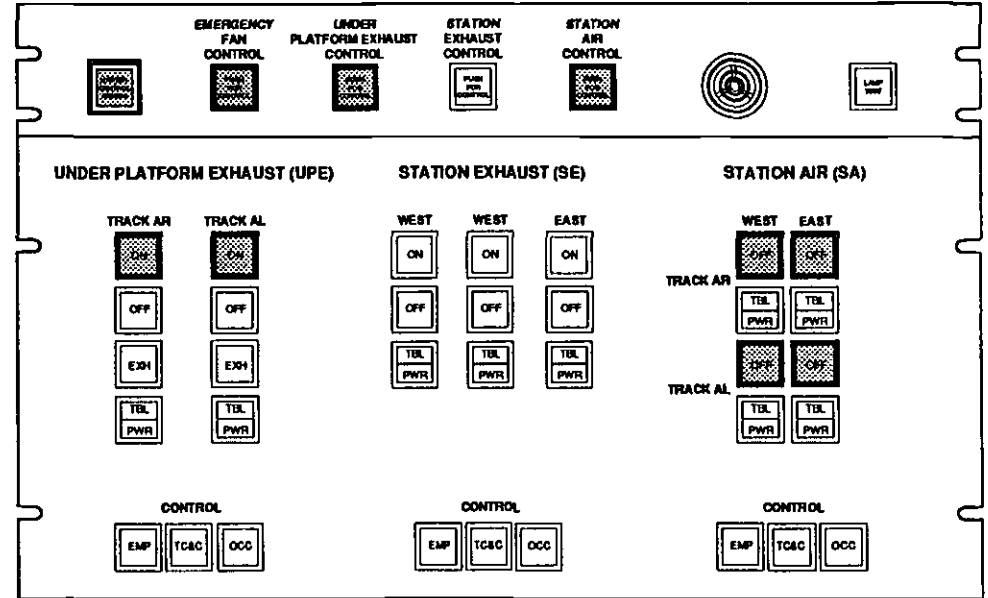


WEST FAN ROOM EMERGENCY FANS:

EXHAUST MODE, ALL FANS

EAST FAN ROOM EMERGENCY FANS:

EXHAUST MODE, ALL FANS



UNDER PLATFORM EXHAUST FANS:

ON MODE, ALL FANS

STATION EXHAUST:

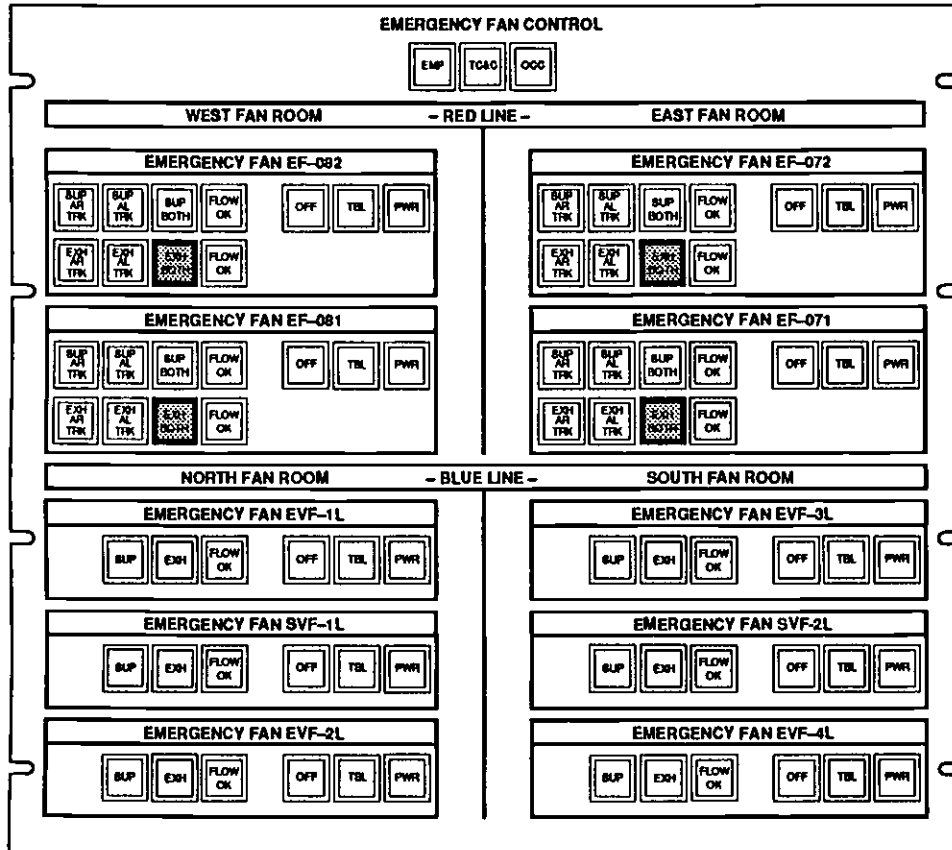
NO ACTION REQUIRED

STATION AIR:

OFF MODE

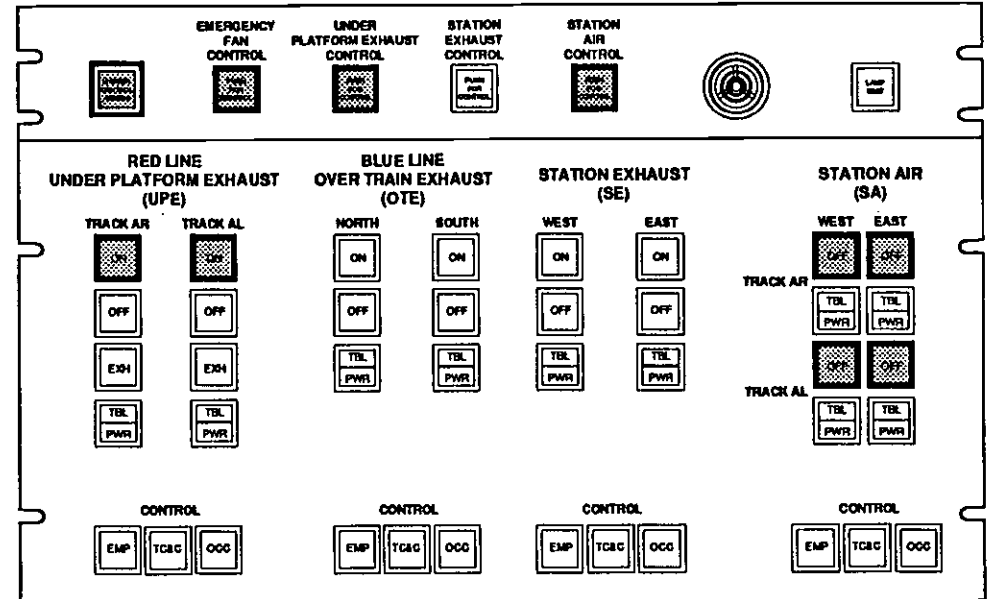
SCENARIO: 1

YARD/UNION ON YL TOWARD PORTAL.



WEST FAN ROOM EMERGENCY FANS:
EXHAUST MODE, ALL FANS

EAST FAN ROOM EMERGENCY FANS:
EXHAUST MODE, ALL FANS



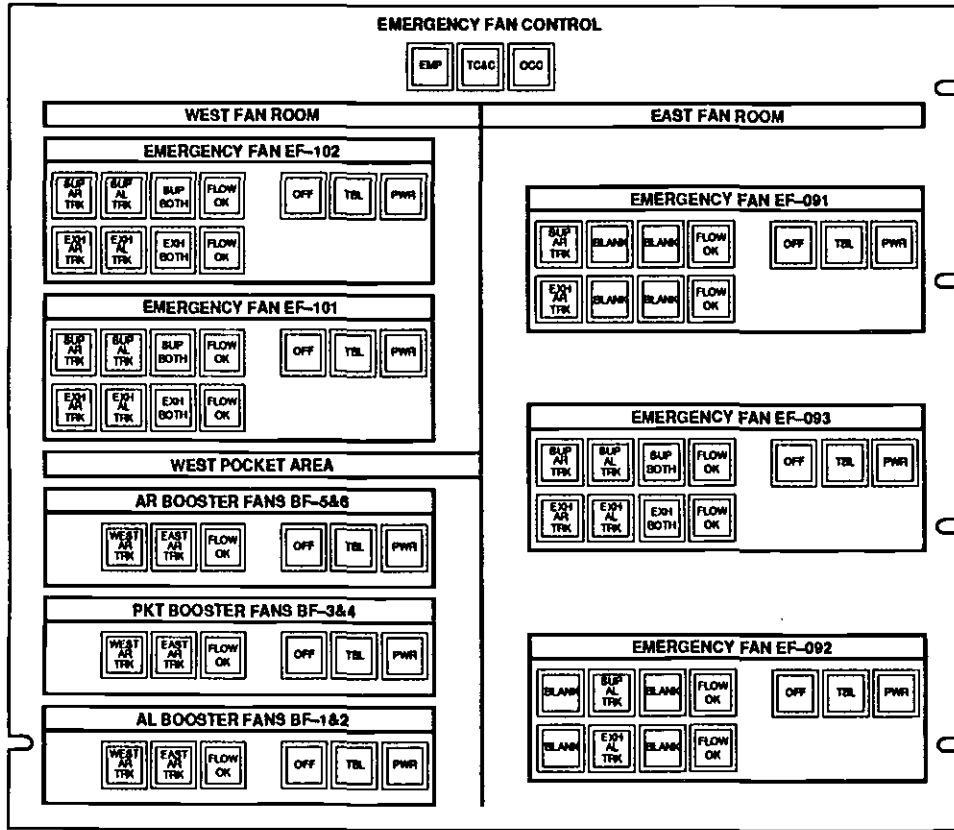
UNDER PLATFORM
EXHAUST FANS:
ON MODE,
ALL FANS

STATION
EXHAUST:
NO ACTION
REQUIRED

STATION
AIR:
OFF MODE

SCENARIO: 1

YARD/UNION ON YL TOWARD PORTAL

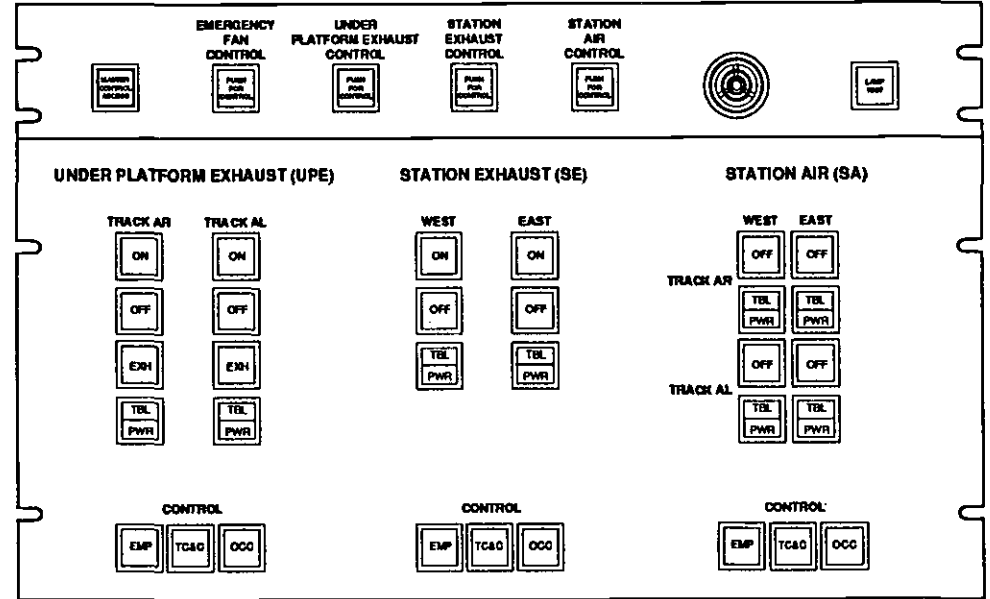


WEST FAN ROOM EMERGENCY FANS:

NO ACTION REQUIRED

EAST FAN ROOM EMERGENCY FANS:

NO ACTION REQUIRED



UNDER PLATFORM EXHAUST FANS:

NO ACTION REQUIRED

STATION EXHAUST:

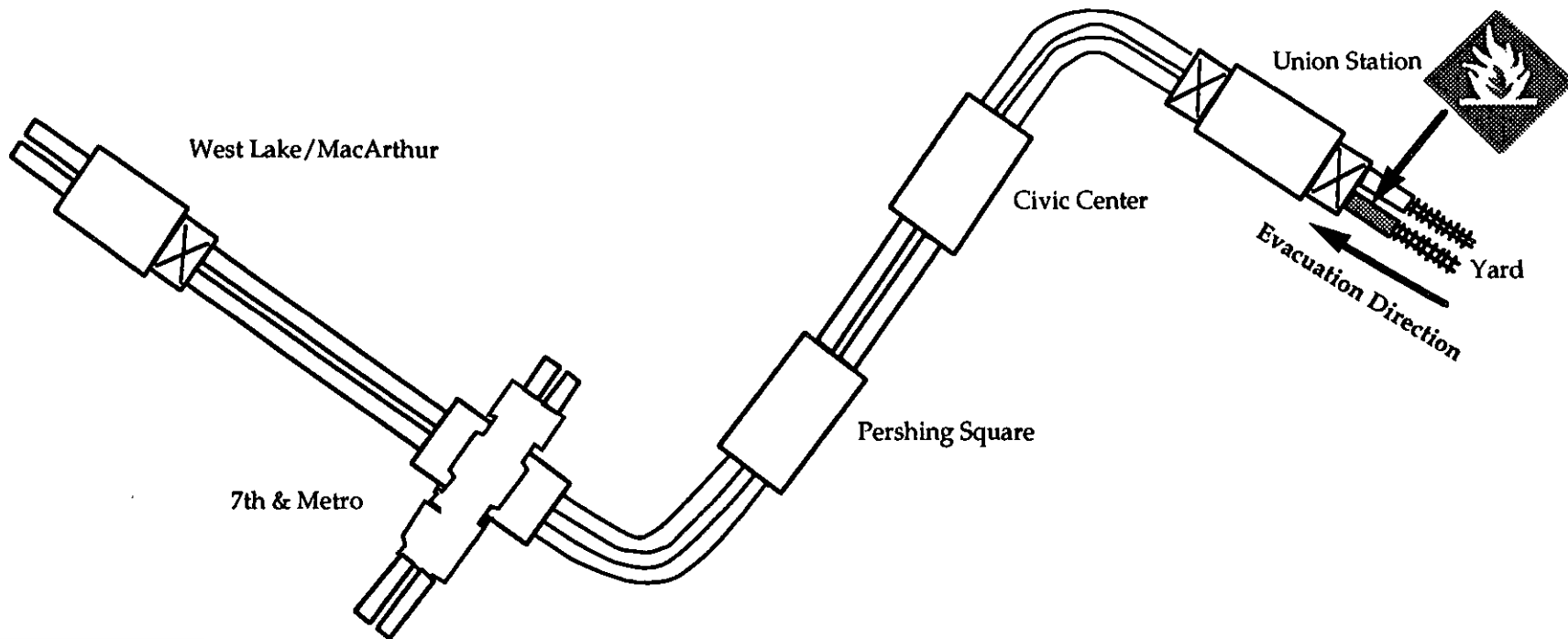
NO ACTION REQUIRED

STATION AIR:

NO ACTION REQUIRED

SCENARIO NUMBER: 2

TRAIN IS DISABLED BETWEEN YARD AND UNION STATION ON THE YL TRACK AND PASSENGERS ARE EVACUATING TOWARD THE UNION STATION.



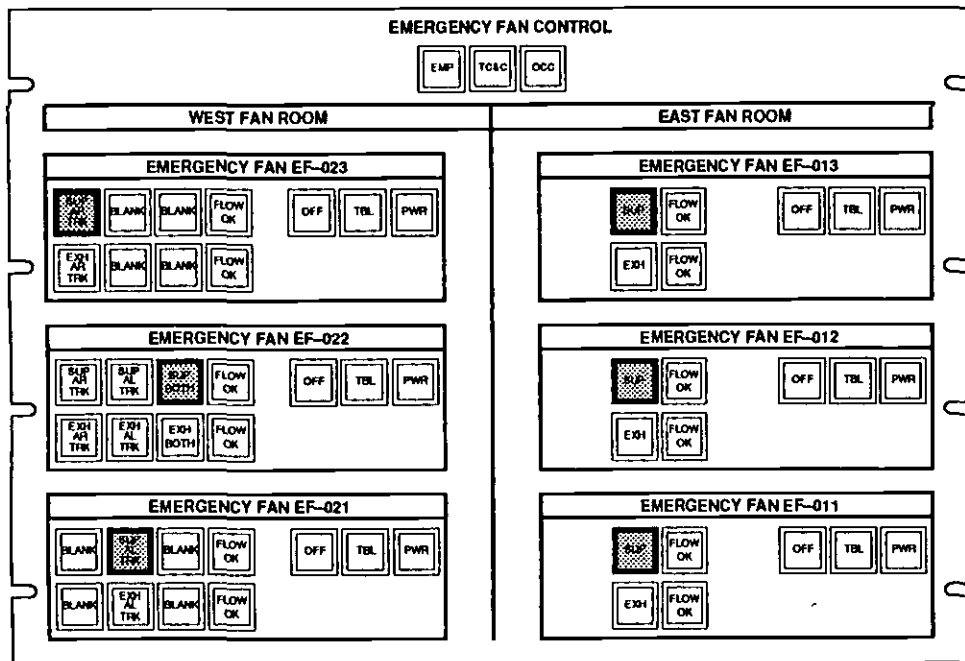
2. Union/Yard on YL toward Union

If train is disabled between the Yard and Union Station on YL track and passengers are evacuating toward the Union Station, perform the following fan configuration:

UNION	CIVIC CENTER	PERSHING SQUARE	7TH/METRO CENTER
East Fan Room Emergency Fans: SUPPLY MODE, L TRACK ONLY	East Fan Room Emergency Fans: SUPPLY MODE, BOTH TUNNELS	East Fan Room Emergency Fans: SUPPLY MODE, BOTH TUNNELS	East Fan Room Emergency Fans: SUPPLY MODE, BOTH TUNNELS
West Fan Room Emergency Fans: SUPPLY MODE, BOTH TUNNELS	West Fan Room Emergency Fans: SUPPLY MODE, BOTH TUNNELS	West Fan Room Emergency Fans: SUPPLY MODE, BOTH TUNNELS	West Fan Room Emergency Fans: SUPPLY MODE, BOTH TUNNELS
Under Platform Exhaust Fans (UPE): OFF MODE	Under Platform Exhaust Fans (UPE): OFF MODE	Under Platform Exhaust Fan (UPE): OFF MODE	Under Platform Exhaust Fans (UPE): OFF MODE
Station Air (SA) Fans: NO ACTION REQUIRED	Station Air (SA) Fans: NO ACTION REQUIRED	Station Air (SA) Fans: NO ACTION REQUIRED	Station Air (SA) Fans: NO ACTION REQUIRED

SCENARIO: 2

YARD/UNION ON YL TOWARD UNION.

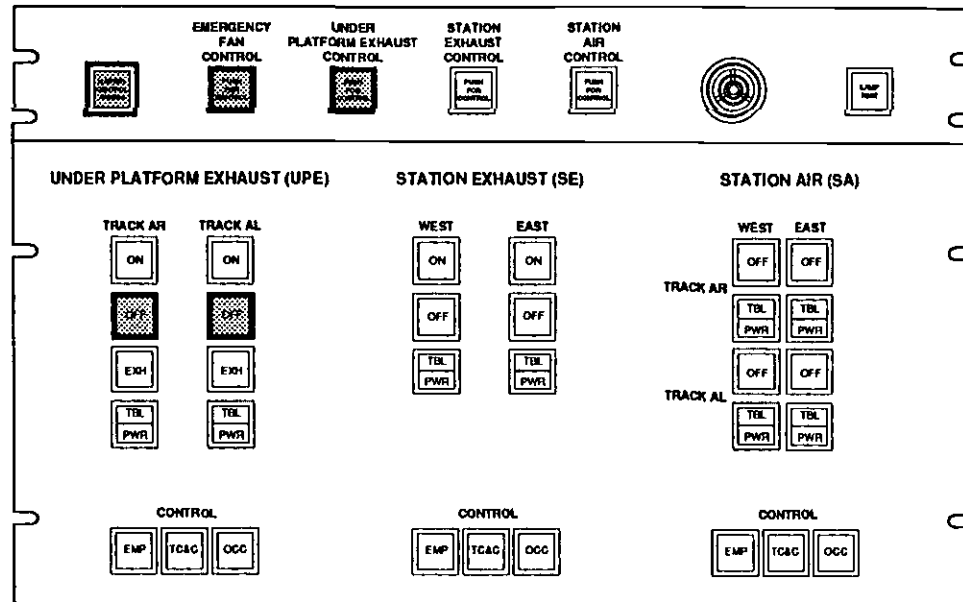


WEST FAN ROOM EMERGENCY FANS:

SUPPLY MODE, ALL FANS

EAST FAN ROOM EMERGENCY FANS:

SUPPLY MODE, ALL FANS



UNDER PLATFORM EXHAUST FANS:

OFF MODE

STATION EXHAUST:

NO ACTION REQUIRED

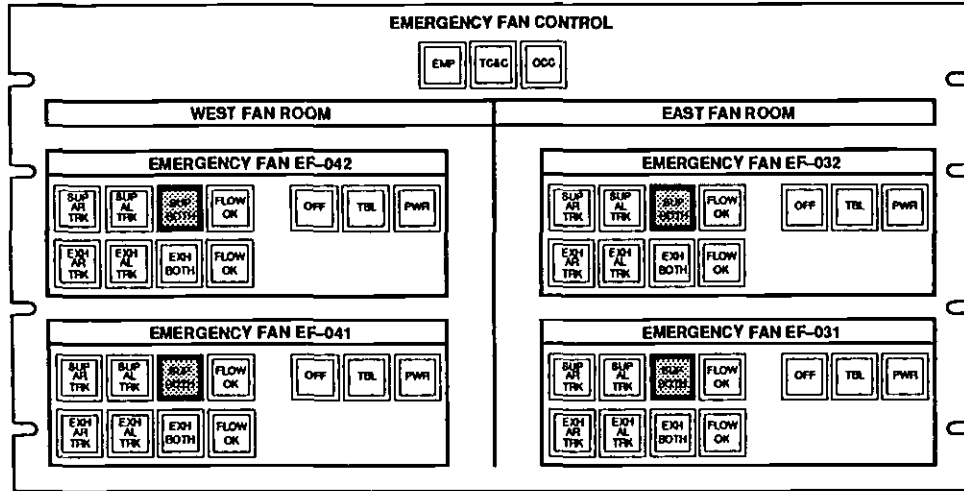
STATION AIR:

NO ACTION REQUIRED

UNION STATION

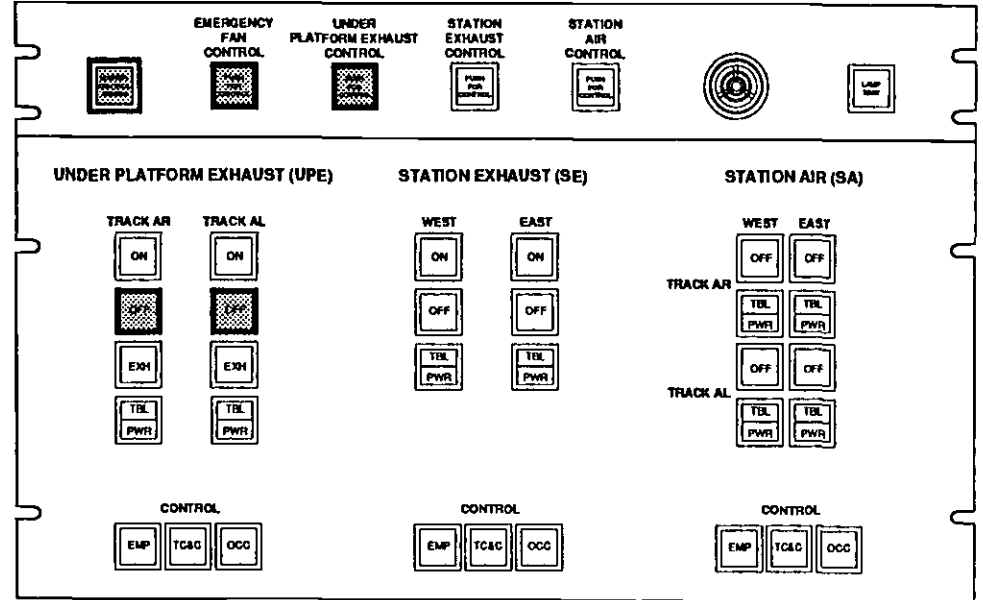
SCENARIO: 2

YARD/UNION ON YL TOWARD UNION.



WEST FAN ROOM EMERGENCY FANS:
SUPPLY MODE, ALL FANS

EAST FAN ROOM EMERGENCY FANS:
SUPPLY MODE, ALL FANS



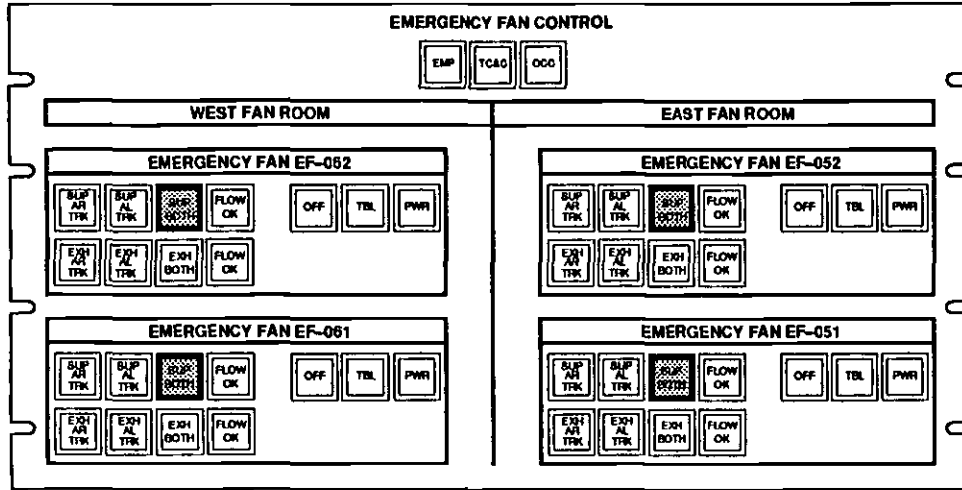
UNDER PLATFORM EXHAUST FANS:
OFF MODE

STATION EXHAUST:
NO ACTION REQUIRED

STATION AIR:
NO ACTION REQUIRED

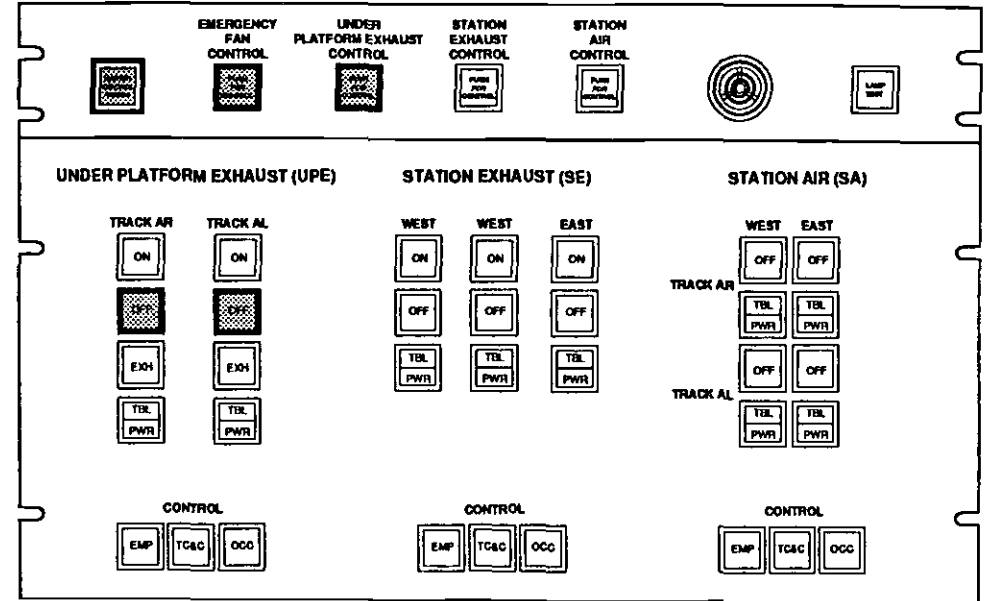
SCENARIO: 2

YARD/UNION ON YL TOWARD UNION



WEST FAN ROOM EMERGENCY FANS:
SUPPLY MODE, ALL FANS

EAST FAN ROOM EMERGENCY FANS:
SUPPLY MODE, ALL FANS



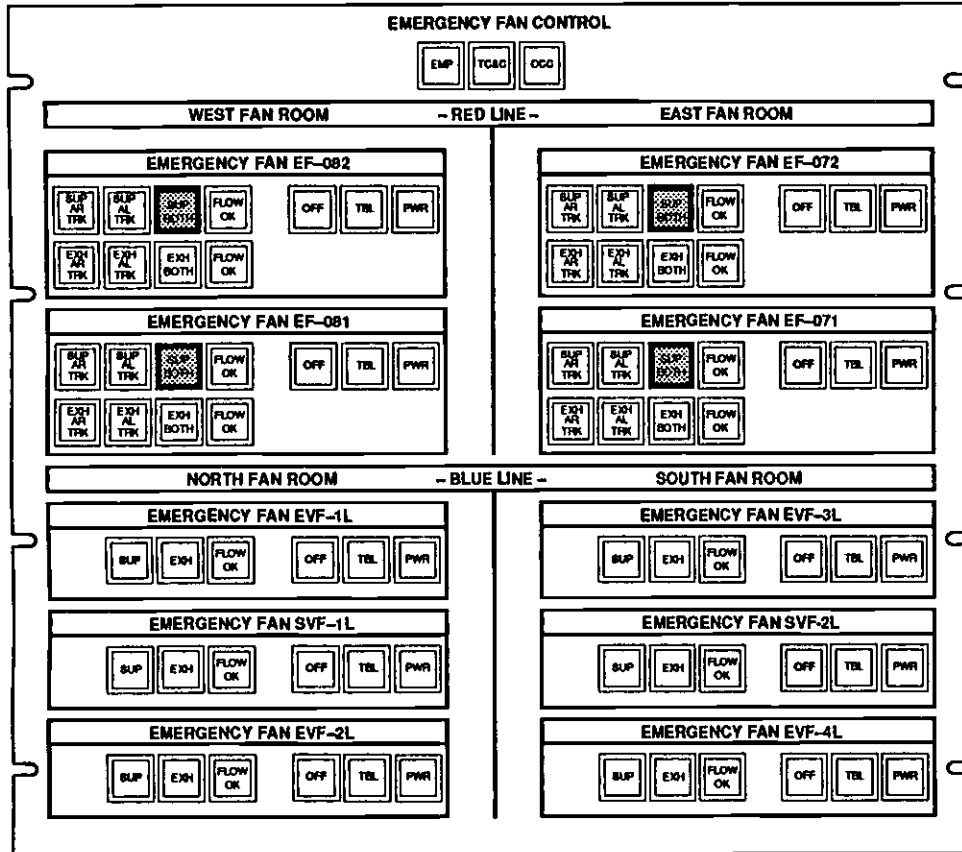
UNDER PLATFORM EXHAUST FANS:
OFF MODE

STATION EXHAUST:
NO ACTION REQUIRED

STATION AIR:
NO ACTION REQUIRED

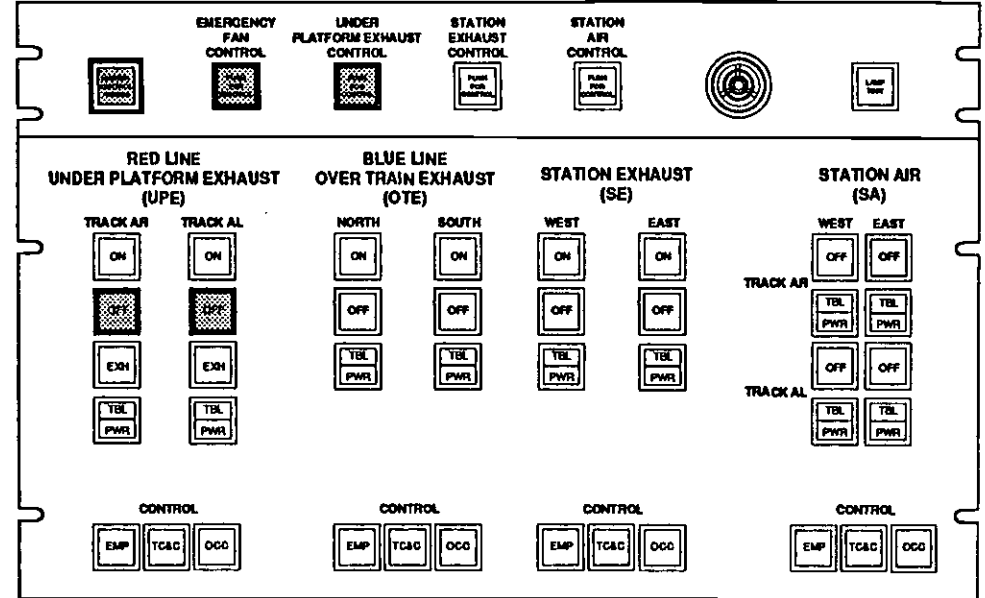
SCENARIO: 2

YARD/UNION ON YL TOWARD UNION.



WEST FAN ROOM EMERGENCY FANS:
SUPPLY MODE, ALL FANS

EAST FAN ROOM EMERGENCY FANS:
SUPPLY MODE, ALL FANS



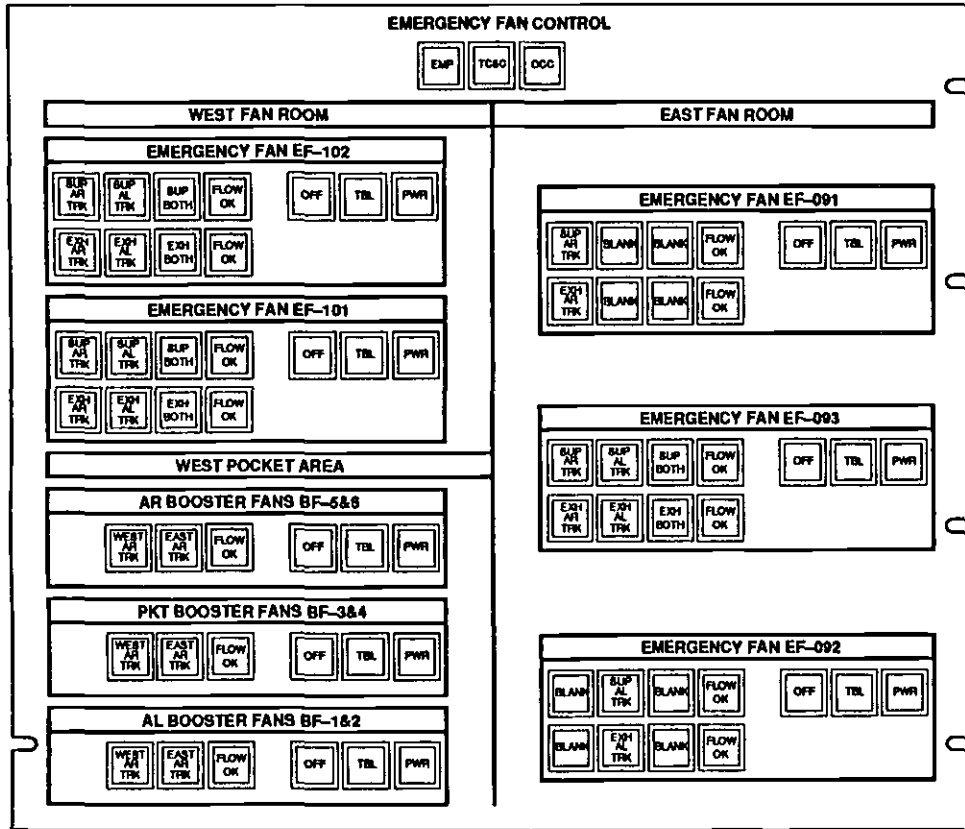
UNDER PLATFORM
EXHAUST FANS:
OFF MODE

STATION
EXHAUST:
NO ACTION
REQUIRED

STATION
AIR:
NO ACTION
REQUIRED

SCENARIO: 2

YARD/UNION ON YL TOWARD UNION.

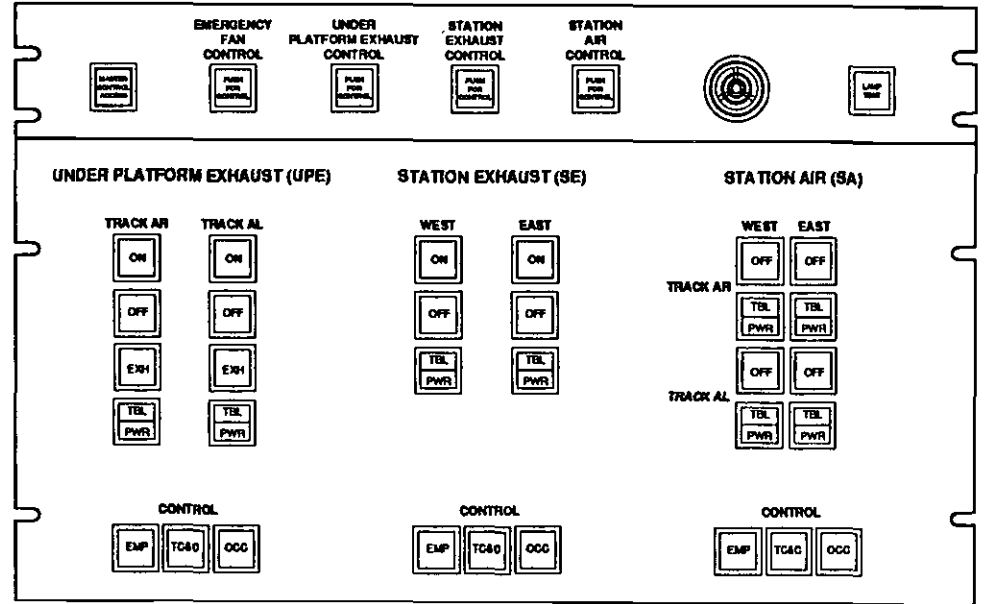


WEST FAN ROOM EMERGENCY FANS:

NO ACTION REQUIRED

EAST FAN ROOM EMERGENCY FANS:

NO ACTION REQUIRED



UNDER PLATFORM EXHAUST FANS:

NO ACTION REQUIRED

STATION EXHAUST:

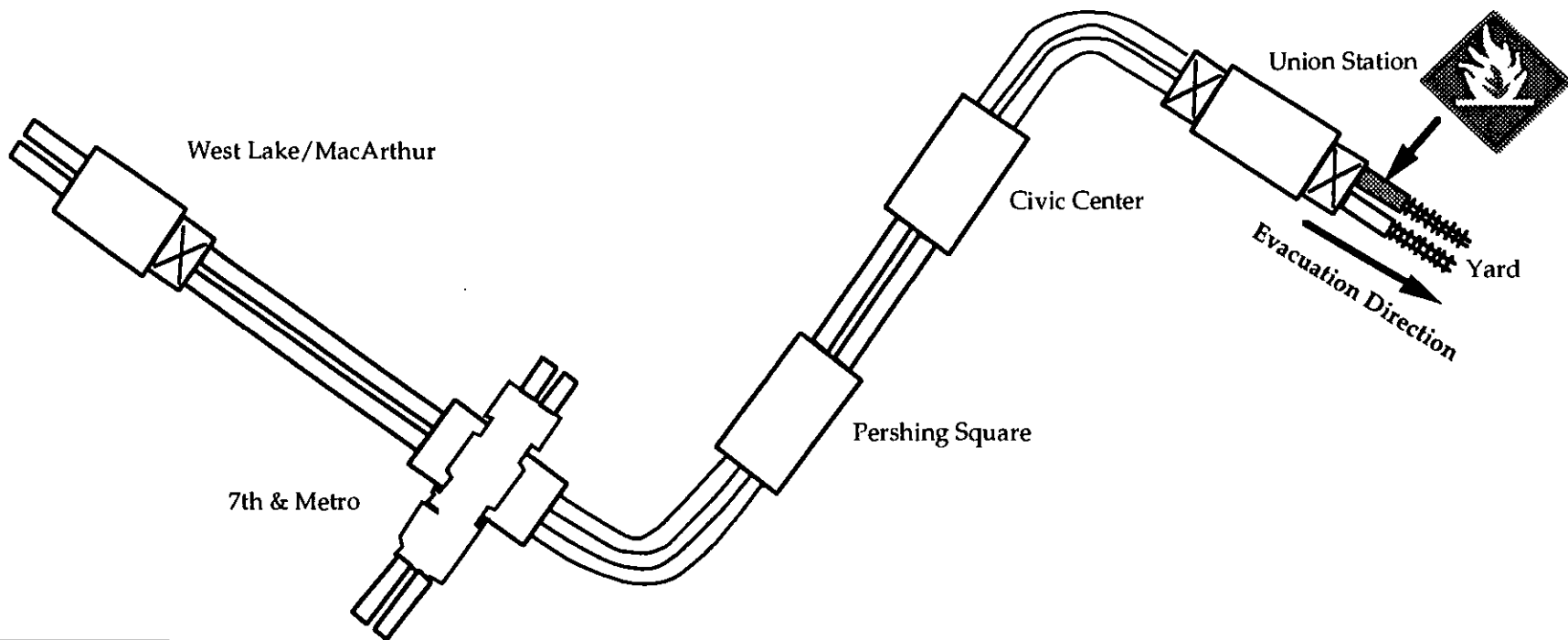
NO ACTION REQUIRED

STATION AIR:

NO ACTION REQUIRED

SCENARIO NUMBER: 3

**TRAIN IS DISABLED BETWEEN YARD AND UNION
STATION ON THE YR TRACK AND PASSENGERS ARE
EVACUATING TOWARD THE PORTAL.**

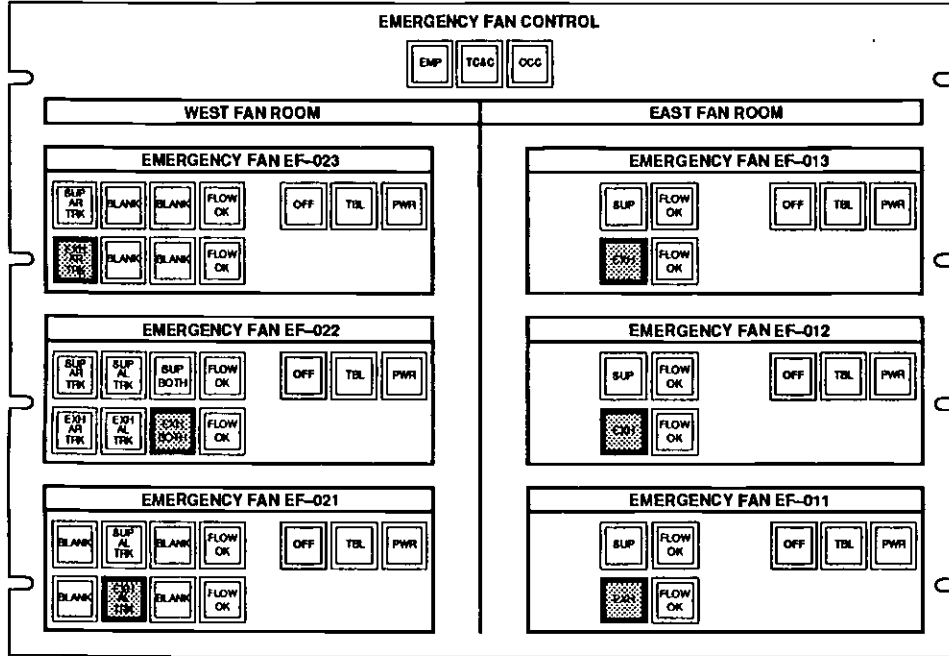


3. Union/Yard on YR toward portal
 If train is disabled between the Yard and Union Station on YR track and passengers are evacuating toward the portal, perform the following fan configuration:

UNION	CIVIC CENTER	PERSHING SQUARE	7TH/METRO CENTER
East Fan Room Emergency Fans: EXHAUST MODE, R TRACK ONLY	East Fan Room Emergency Fans: EXHAUST MODE, BOTH TUNNELS	East Fan Room Emergency Fans: EXHAUST MODE, BOTH TUNNELS	East Fan Room Emergency Fans: EXHAUST MODE, BOTH TUNNELS
West Fan Room Emergency Fans: EXHAUST MODE, BOTH TUNNELS	West Fan Room Emergency Fans: EXHAUST MODE, BOTH TUNNELS	West Fan Room Emergency Fans: EXHAUST MODE, BOTH TUNNELS	West Fan Room Emergency Fans: EXHAUST MODE, BOTH TUNNELS
Under Platform Exhaust Fans (UPE): EXHAUST MODE, BOTH TUNNELS	Under Platform Exhaust Fans (UPE): EXHAUST MODE, BOTH TUNNELS	Under Platform Exhaust Fan (UPE): EXHAUST MODE, BOTH TUNNELS	Under Platform Exhaust Fans (UPE): EXHAUST MODE, BOTH TUNNELS
Station Air (SA) Fans: OFF MODE	Station Air (SA) Fans: OFF MODE	Station Air (SA) Fans: OFF MODE	Station Air (SA) Fans: OFF MODE

SCENARIO: 3

YARD/UNION ON YR TOWARD PORTAL.

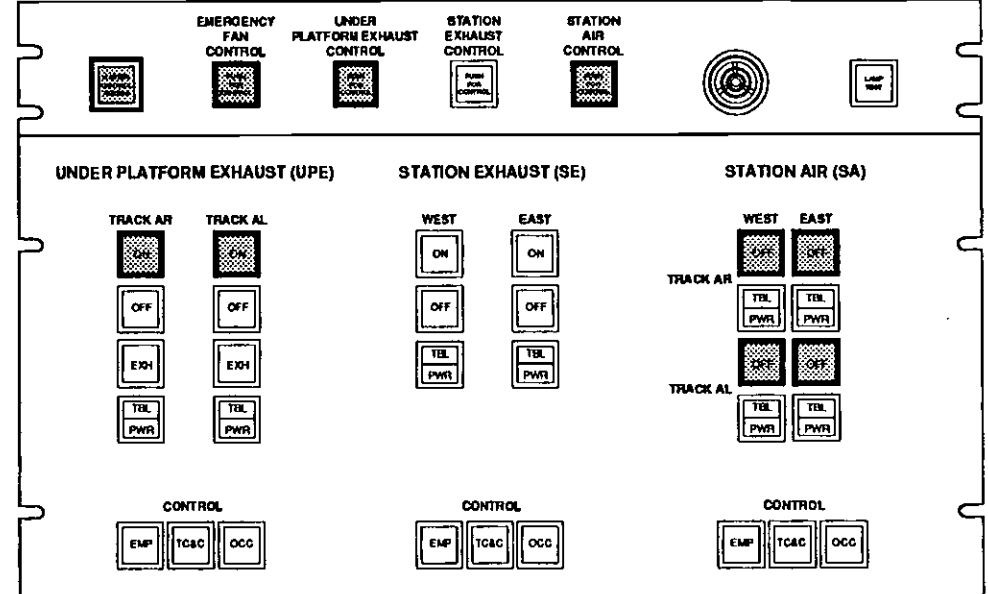


WEST FAN ROOM EMERGENCY FANS:

EXHAUST MODE, ALL FANS

EAST FAN ROOM EMERGENCY FANS:

EXHAUST MODE, ALL FANS



UNDER PLATFORM EXHAUST FANS:

ON MODE, BOTH TRACKS

STATION EXHAUST:

NO ACTION REQUIRED

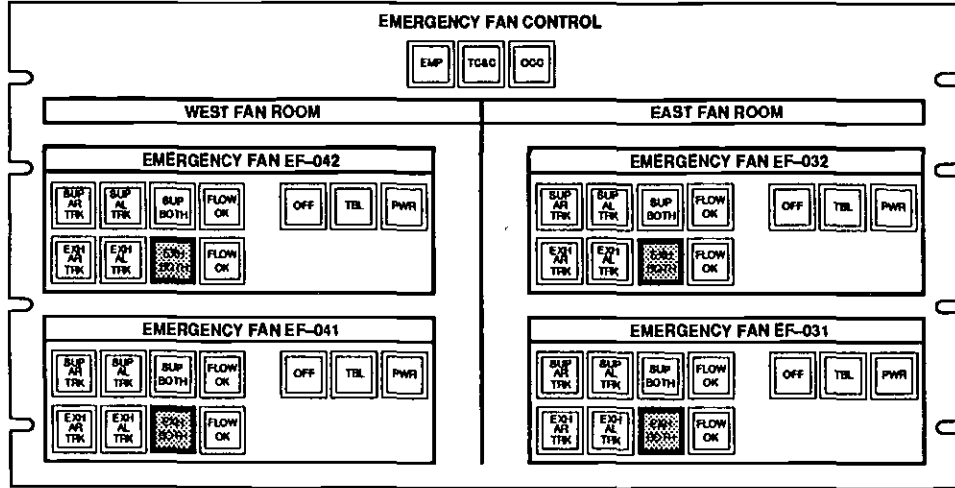
STATION AIR:

OFF MODE

UNION STATION

SCENARIO: 3

YARD/UNION ON YR TOWARD PORTAL.

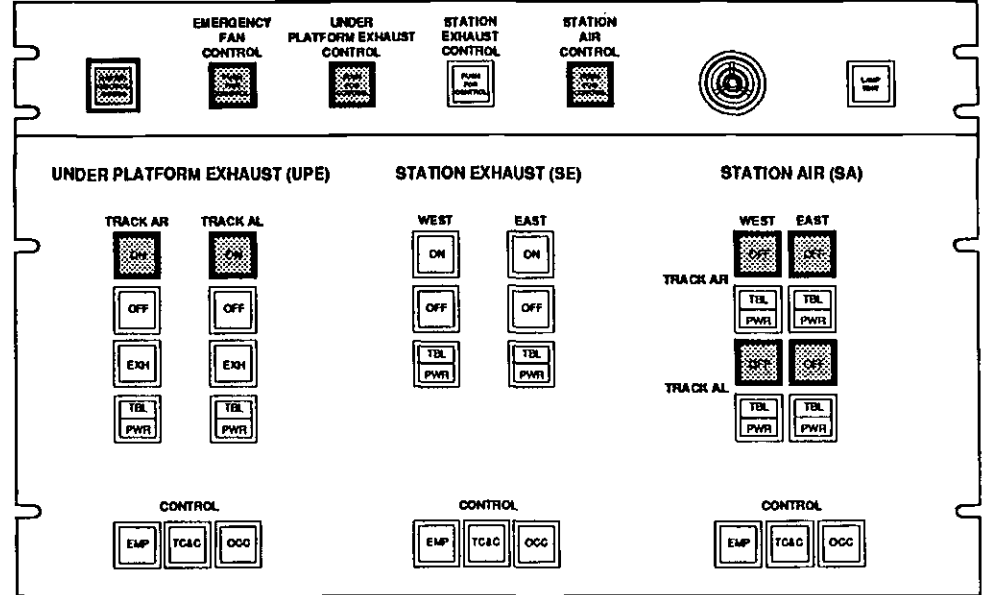


WEST FAN ROOM EMERGENCY FANS:

EXHAUST MODE, ALL FANS

EAST FAN ROOM EMERGENCY FANS:

EXHAUST MODE, ALL FANS



UNDER PLATFORM EXHAUST FANS:

ON MODE, ALL FANS

STATION EXHAUST:

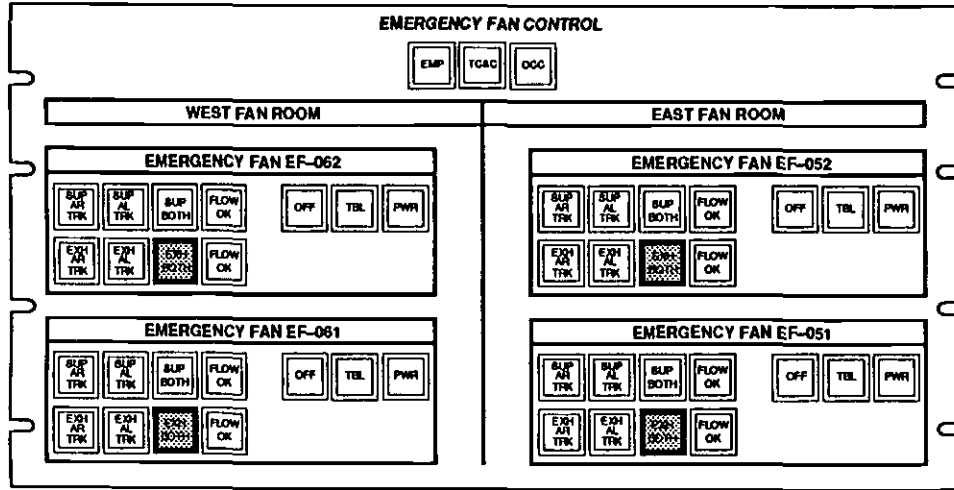
NO ACTION REQUIRED

STATION AIR:

OFF MODE

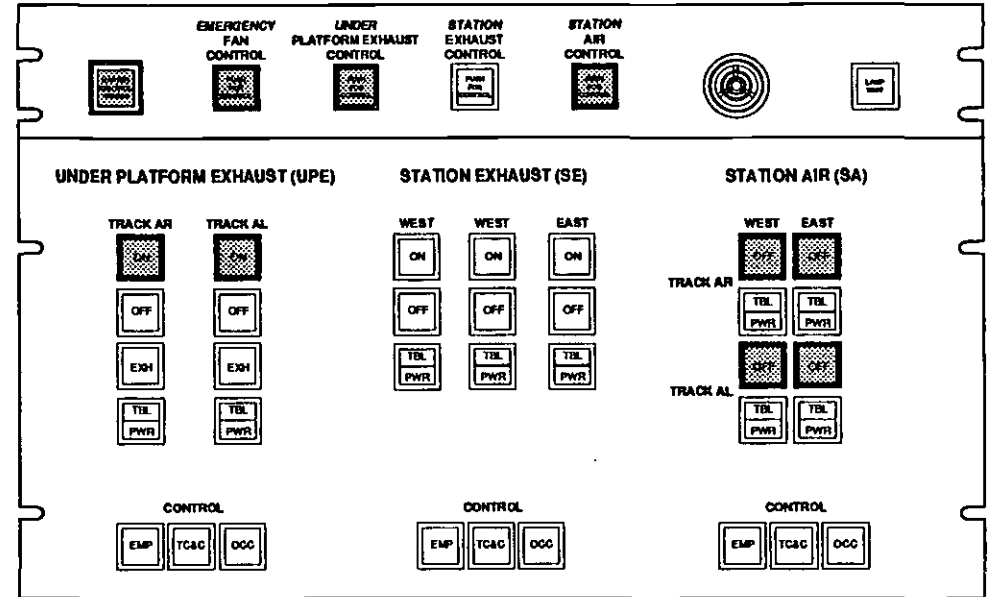
SCENARIO: 3

YARD/UNION ON YR TOWARD PORTAL.



WEST FAN ROOM EMERGENCY FANS:
EXHAUST MODE, ALL FANS

EAST FAN ROOM EMERGENCY FANS:
EXHAUST MODE, ALL FANS



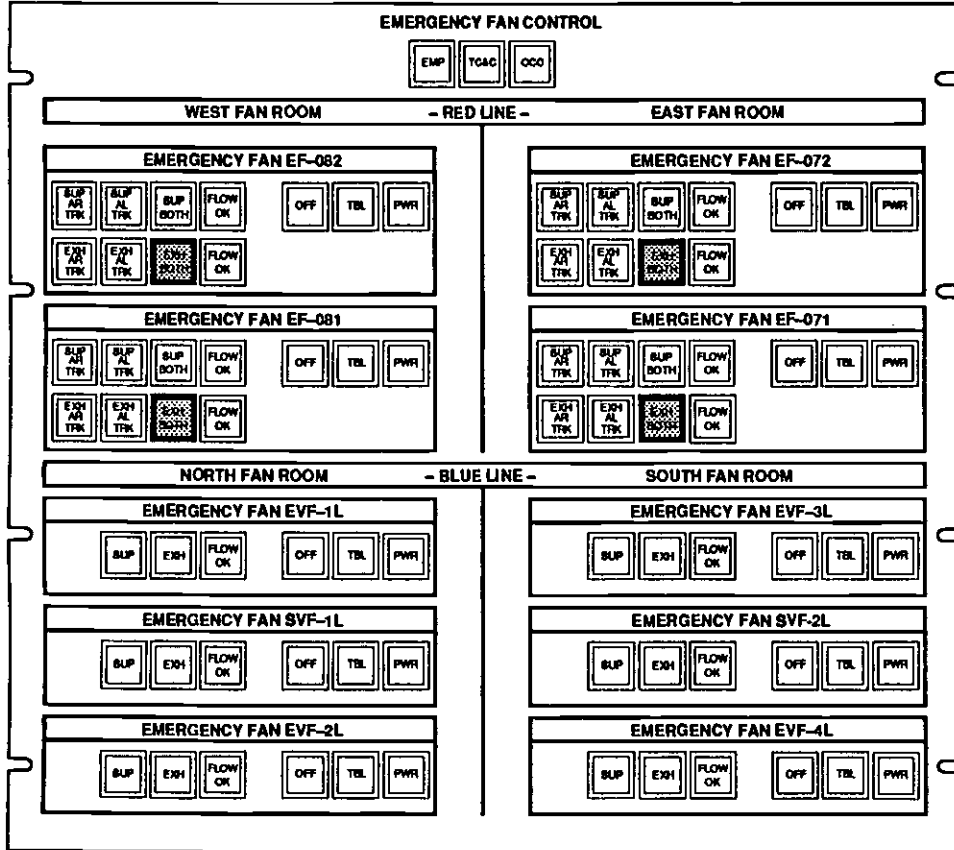
UNDER PLATFORM EXHAUST FANS:
ON MODE, ALL FANS

STATION EXHAUST:
NO ACTION REQUIRED

STATION AIR:
OFF MODE

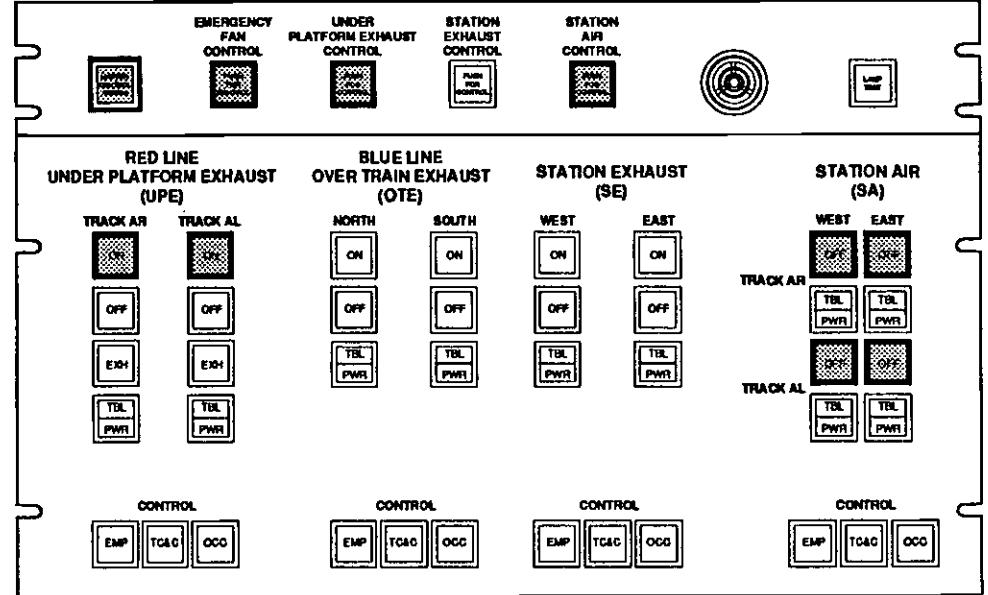
SCENARIO: 3

YARD/UNION ON YR TOWARD PORTAL.



WEST FAN ROOM EMERGENCY FANS:
EXHAUST MODE, ALL FANS

EAST FAN ROOM EMERGENCY FANS:
EXHAUST MODE, ALL FANS



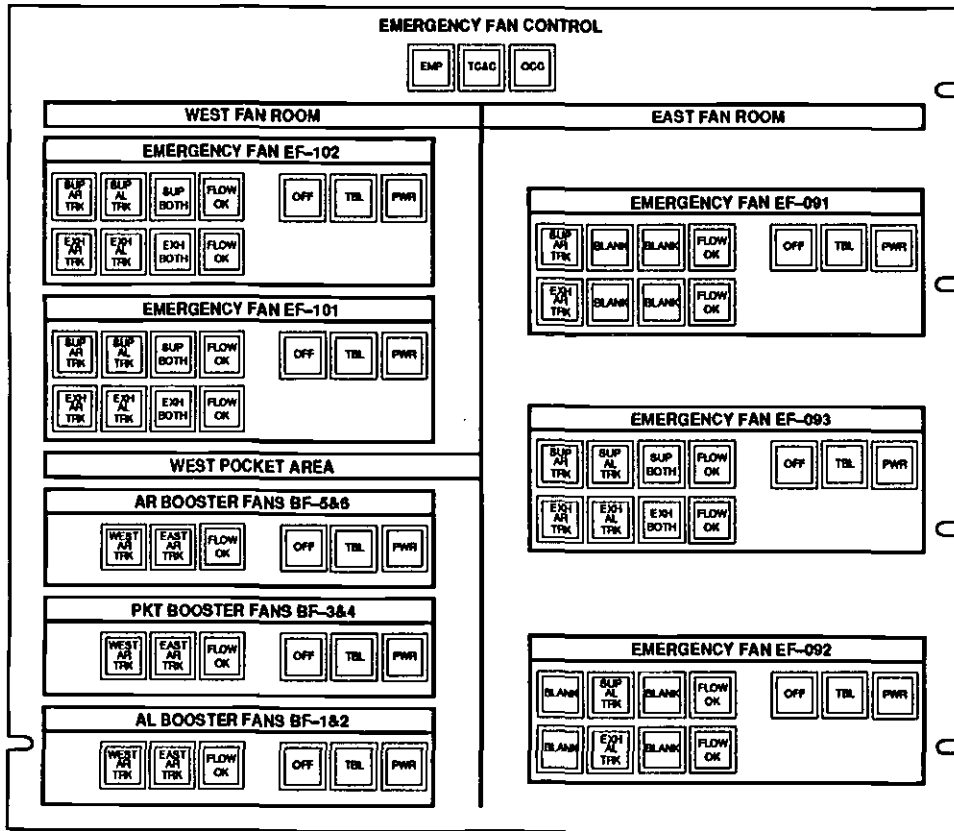
UNDER PLATFORM EXHAUST FANS:
ON MODE, ALL FANS

STATION EXHAUST:
NO ACTION REQUIRED

STATION AIR:
OFF MODE

SCENARIO: 3

YARD/UNION ON YR TOWARD PORTAL.

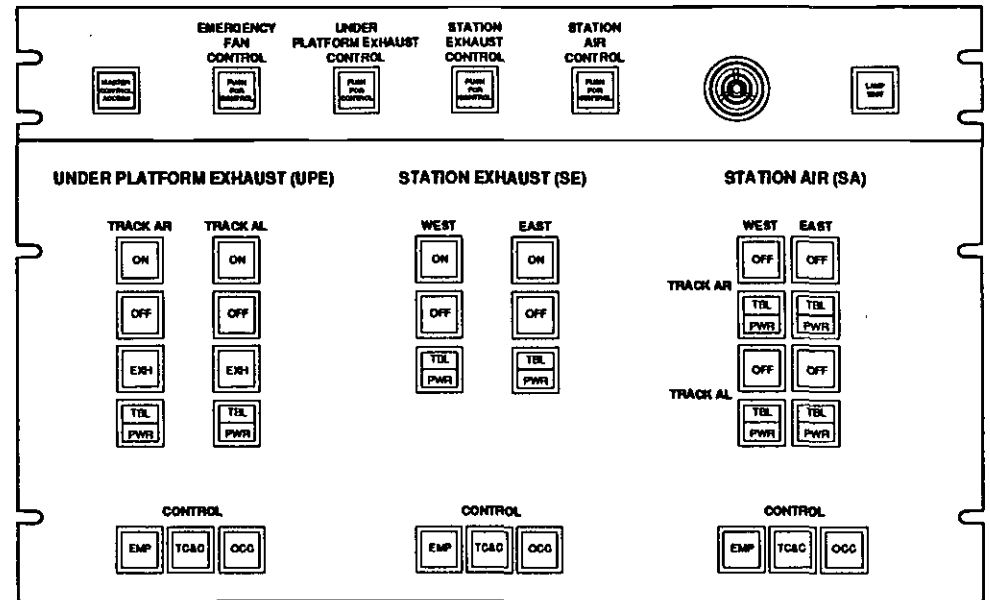


WEST FAN ROOM EMERGENCY FANS:

NO ACTION REQUIRED

EAST FAN ROOM EMERGENCY FANS:

NO ACTION REQUIRED



UNDER PLATFORM EXHAUST FANS:

NO ACTION REQUIRED

STATION EXHAUST:

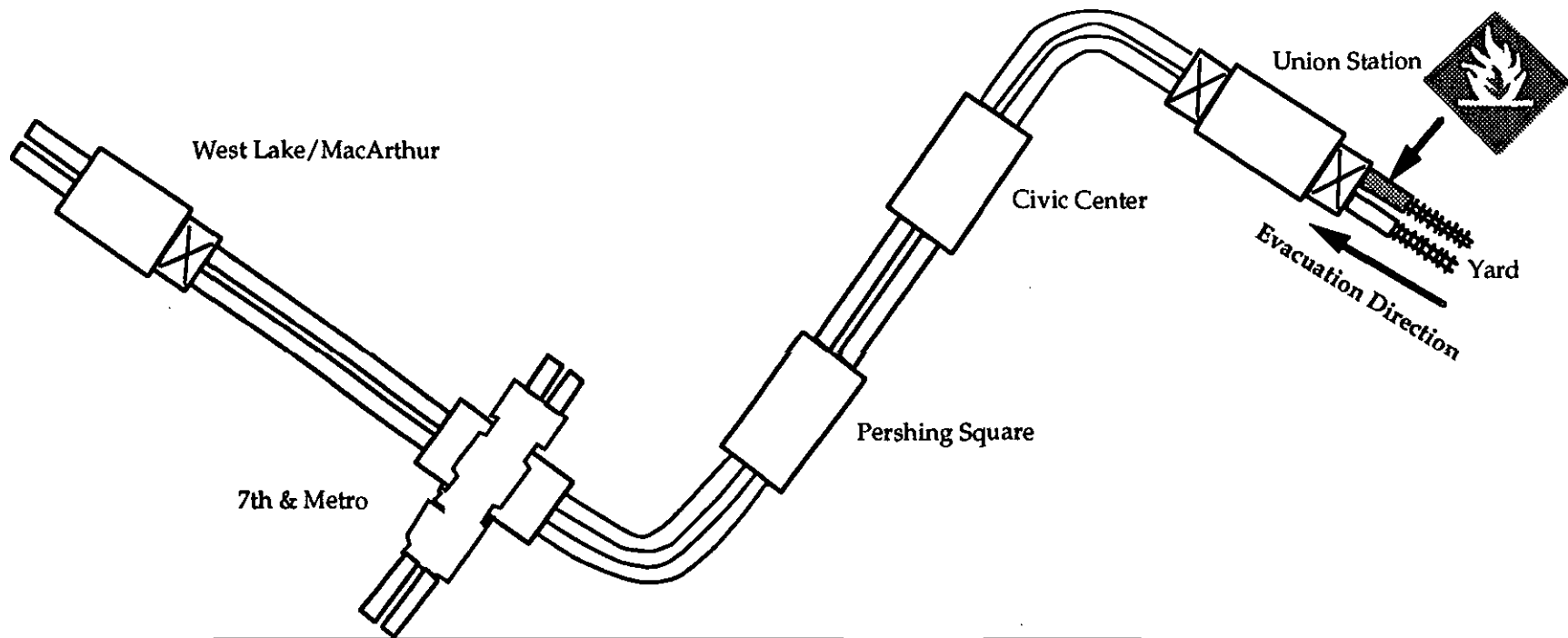
NO ACTION REQUIRED

STATION AIR:

NO ACTION REQUIRED

SCENARIO NUMBER: 4

**TRAIN IS DISABLED BETWEEN YARD AND UNION
STATION ON THE YR TRACK AND PASSENGERS ARE
EVACUATING TOWARD THE UNION STATION.**

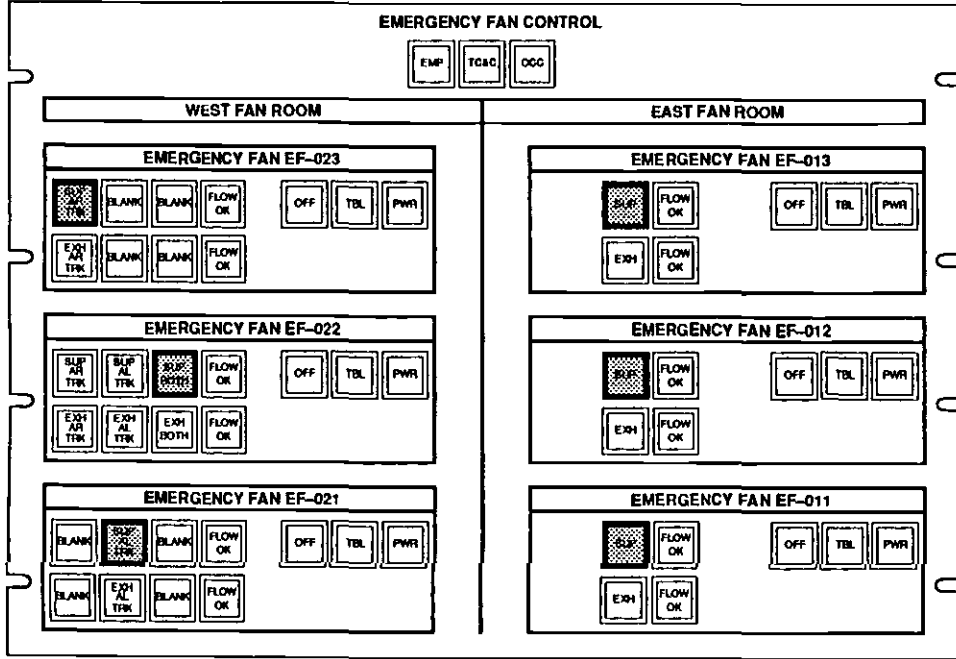


4. Union/Yard on YR toward Union
 If train is disabled between the Yard and Union Station on YR track and passengers are evacuating toward Union Station, perform the following fan configuration:

UNION	CIVIC CENTER	PERSHING SQUARE	7TH/METRO CENTER
East Fan Room Emergency Fans: SUPPLY MODE, R TRACK ONLY	East Fan Room Emergency Fans: SUPPLY MODE, BOTH TUNNELS	East Fan Room Emergency Fans: SUPPLY MODE, BOTH TUNNELS	East Fan Room Emergency Fans: SUPPLY MODE, BOTH TUNNELS
West Fan Room Emergency Fans: SUPPLY MODE, BOTH TUNNELS	West Fan Room Emergency Fans: SUPPLY MODE, BOTH TUNNELS	West Fan Room Emergency Fans: SUPPLY MODE, BOTH TUNNELS	West Fan Room Emergency Fans: SUPPLY MODE, BOTH TUNNELS
Under Platform Exhaust Fans (UPE): OFF MODE	Under Platform Exhaust Fans (UPE): OFF MODE	Under Platform Exhaust Fan (UPE): OFF MODE	Under Platform Exhaust Fans (UPE): OFF MODE
Station Air (SA) Fans: NO ACTION REQUIRED	Station Air (SA) Fans: NO ACTION REQUIRED	Station Air (SA) Fans: NO ACTION REQUIRED	Station Air (SA) Fans: NO ACTION REQUIRED

SCENARIO: 4

YARD/UNION ON Y/R TOWARD UNION.

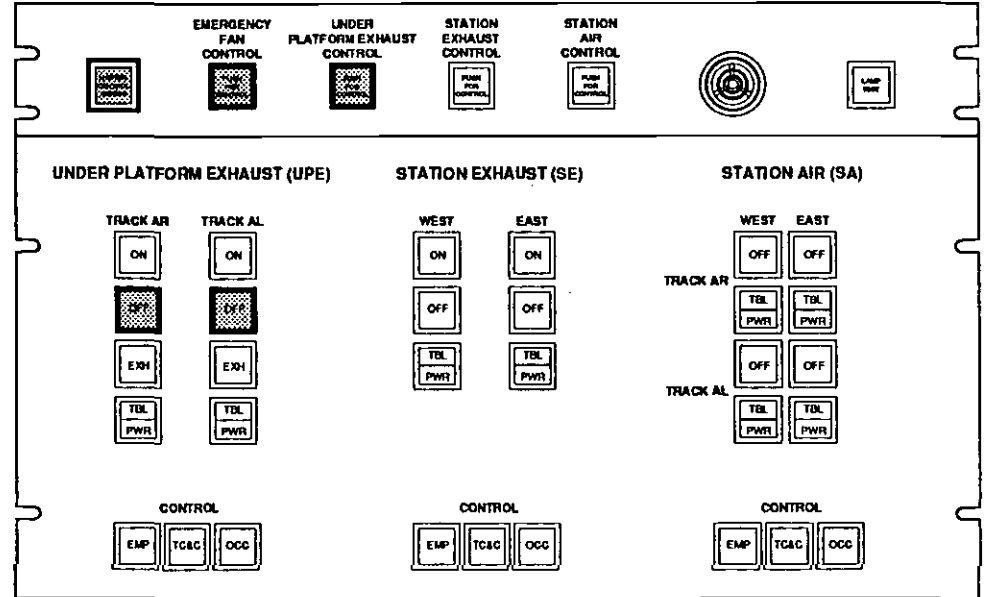


WEST FAN ROOM EMERGENCY FANS:

SUPPLY MODE, ALL FANS

EAST FAN ROOM EMERGENCY FANS:

SUPPLY MODE, ALL FANS



UNDER PLATFORM EXHAUST FANS:

OFF MODE

STATION EXHAUST:

NO ACTION REQUIRED

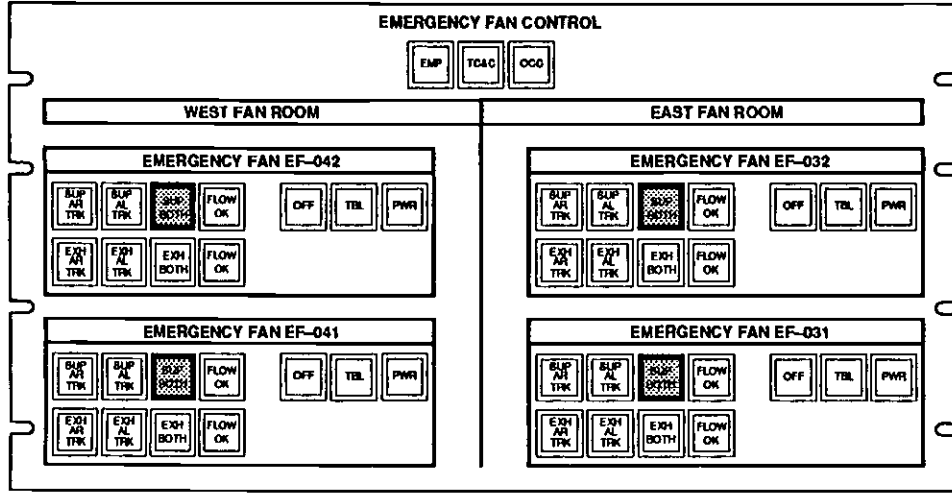
STATION AIR:

NO ACTION REQUIRED

UNION STATION

SCENARIO: 4

YARD/UNION ON YR TOWARD UNION.

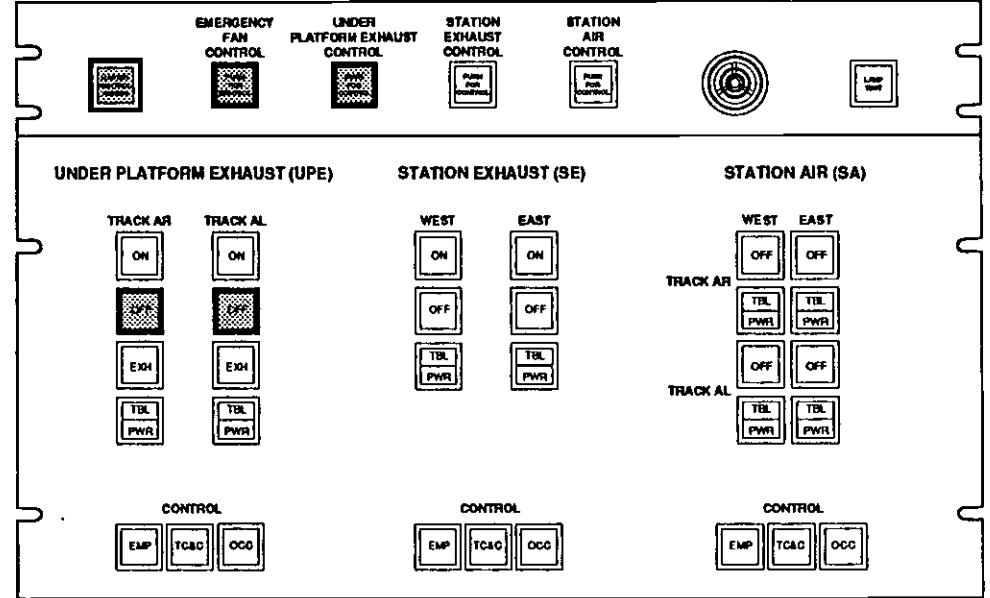


WEST FAN ROOM EMERGENCY FANS:

SUPPLY MODE, ALL FANS

EAST FAN ROOM EMERGENCY FANS:

SUPPLY MODE, ALL FANS



UNDER PLATFORM EXHAUST FANS:

OFF MODE

STATION EXHAUST:

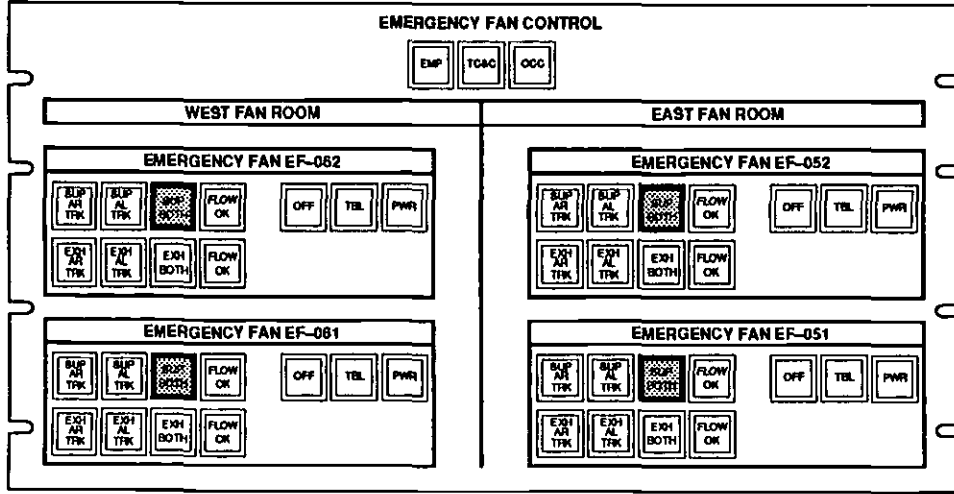
NO ACTION REQUIRED

STATION AIR:

NO ACTION REQUIRED

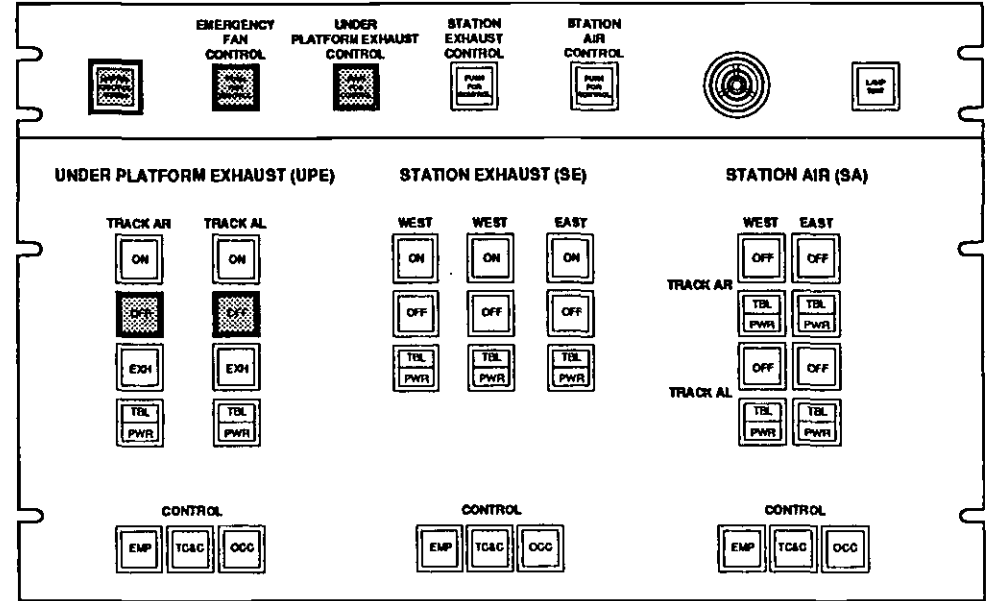
SCENARIO: 4

YARD/UNION ON YR TOWARD UNION.



WEST FAN ROOM EMERGENCY FANS:
SUPPLY MODE, ALL FANS

EAST FAN ROOM EMERGENCY FANS:
SUPPLY MODE, ALL FANS



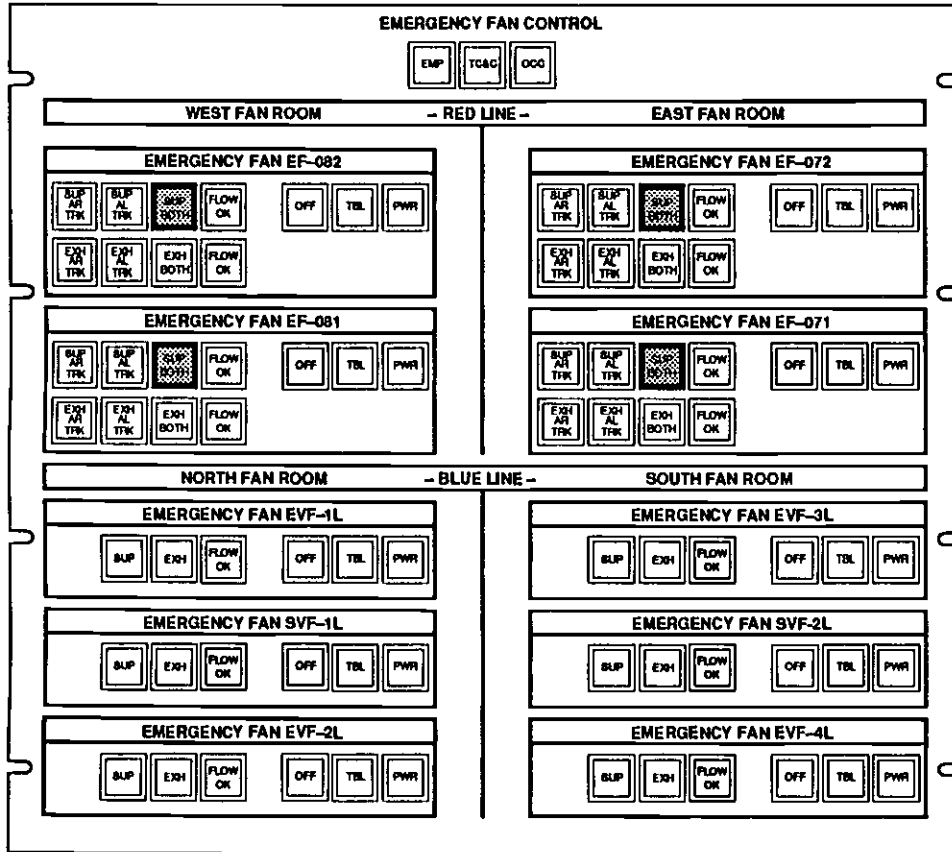
UNDER PLATFORM EXHAUST FANS:
OFF MODE

STATION EXHAUST:
NO ACTION REQUIRED

STATION AIR:
NO ACTION REQUIRED

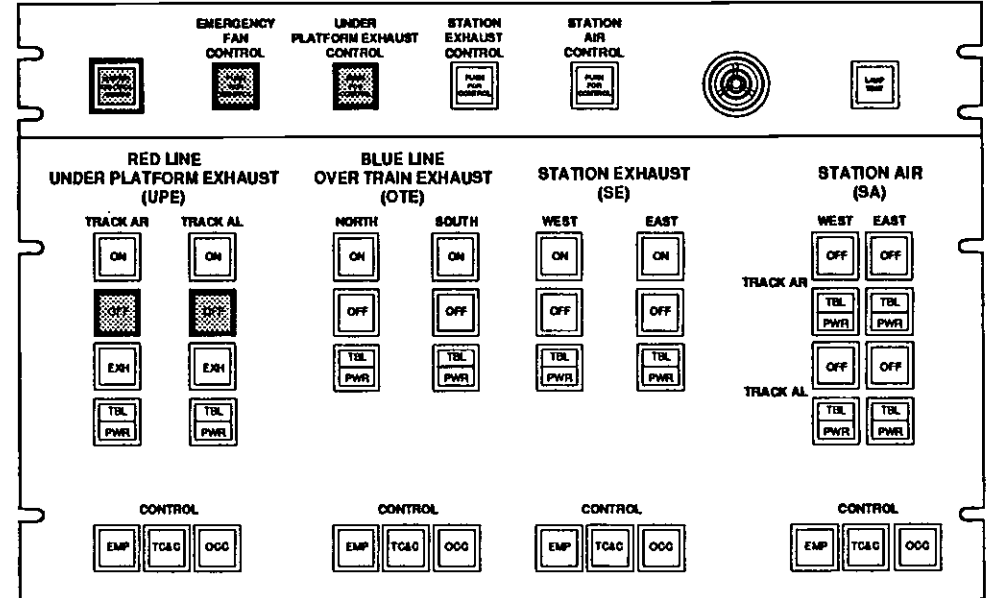
SCENARIO: 4

YARD/UNION ON YR TOWARD UNION



WEST FAN ROOM EMERGENCY FANS:
SUPPLY MODE, ALL FANS

EAST FAN ROOM EMERGENCY FANS:
SUPPLY MODE, ALL FANS



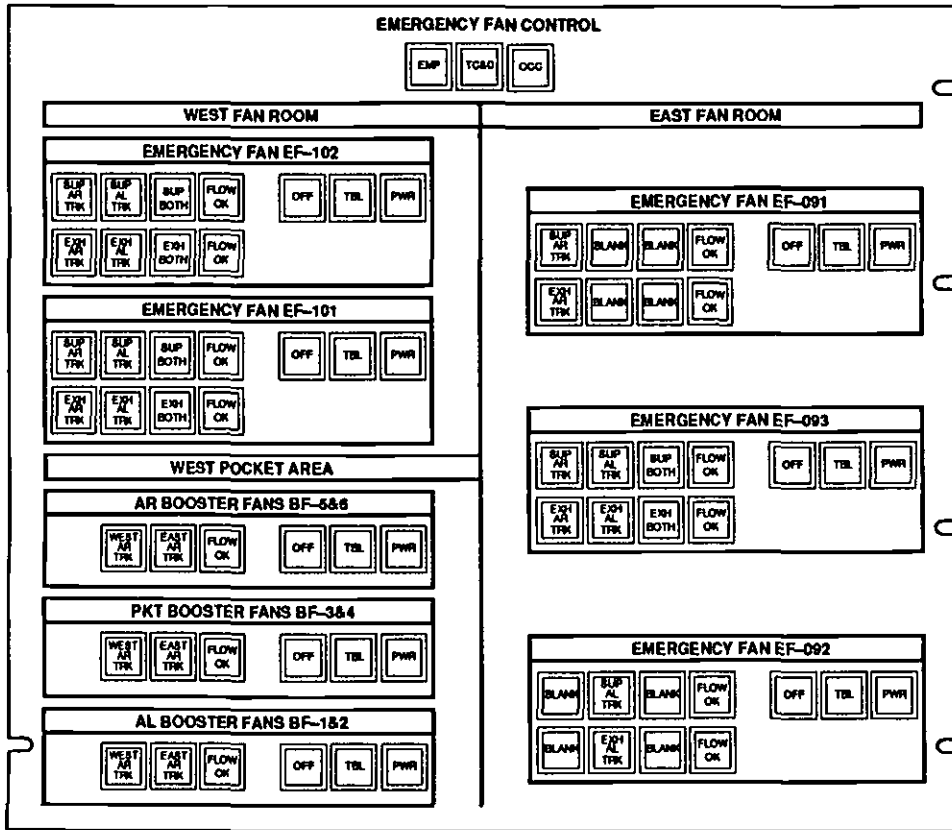
UNDER PLATFORM
EXHAUST FANS:
OFF MODE

STATION
EXHAUST:
NO ACTION
REQUIRED

STATION
AIR:
NO ACTION
REQUIRED

SCENARIO: 4

YARD/UNION ON YR TOWARD UNION.

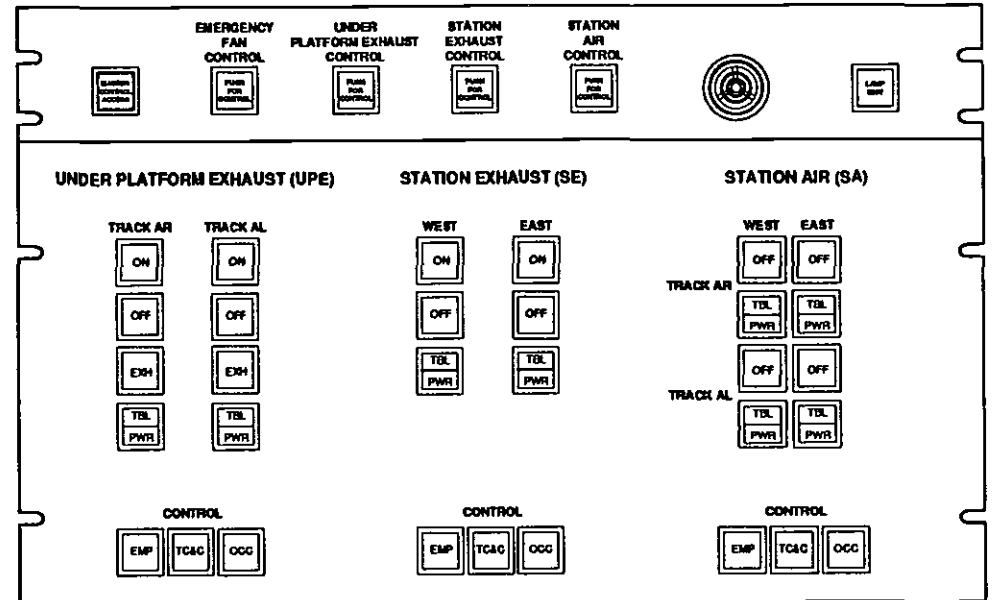


WEST FAN ROOM EMERGENCY FANS:

NO ACTION REQUIRED

EAST FAN ROOM EMERGENCY FANS:

NO ACTION REQUIRED



UNDER PLATFORM EXHAUST FANS:

NO ACTION REQUIRED

STATION EXHAUST:

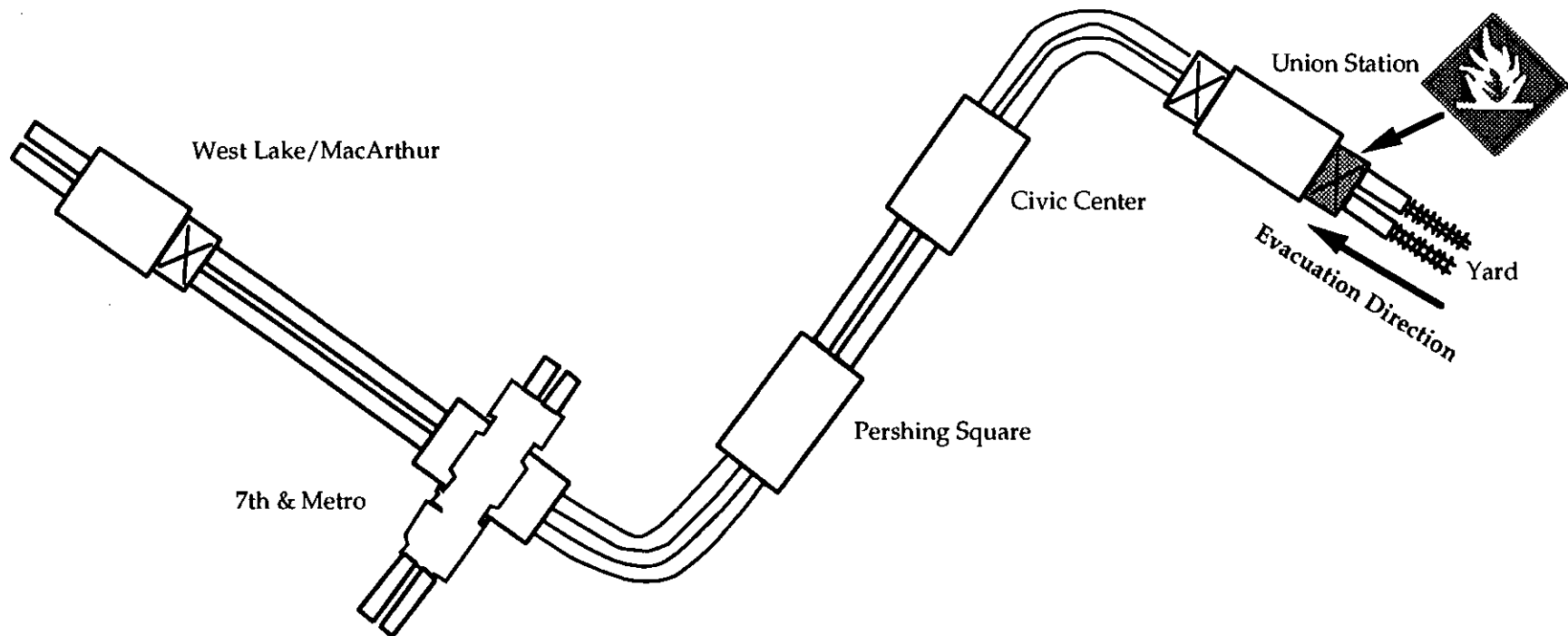
NO ACTION REQUIRED

STATION AIR:

NO ACTION REQUIRED

SCENARIO NUMBER: 5

TRAIN IS DISABLED BETWEEN YARD AND UNION STATION ON THE AR/AL TRACK (<400 FT FROM PLATFORM) AND PASSENGERS ARE EVACUATING TOWARD THE UNION STATION.



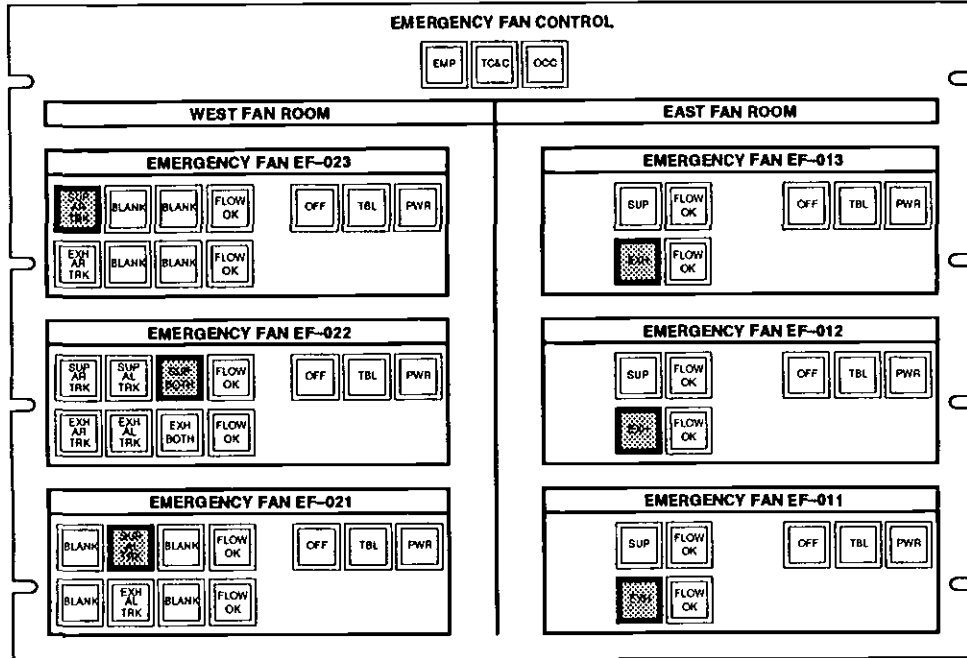
5. Yard\Union (<400' from platform) on AL or AR toward Union

If train is disabled between the Yard and Union Station on AL or AR track <400' from platform and passengers are evacuating to Union Station, perform the following fan configuration:

UNION	CIVIC CENTER	PERSHING SQUARE	7TH/METRO CENTER
East Fan Room Emergency Fans: EXHAUST MODE, BOTH TUNNELS	East Fan Room Emergency Fans: SUPPLY MODE, BOTH TUNNELS	East Fan Room Emergency Fans: SUPPLY MODE, BOTH TUNNELS	East Fan Room Emergency Fans: SUPPLY MODE, BOTH FANS
West Fan Room Emergency Fans: SUPPLY MODE, BOTH TUNNELS	West Fan Room Emergency Fans: SUPPLY MODE, BOTH TUNNELS	West Fan Room Emergency Fans: SUPPLY MODE, BOTH TUNNELS	West Fan Room Emergency Fans: SUPPLY MODE, BOTH FANS
Under Platform Exhaust Fans (UPE): ON MODE	Under Platform Exhaust Fans (UPE): OFF MODE	Under Platform Exhaust Fan (UPE): OFF MODE	Under Platform Exhaust Fans (UPE): OFF MODE
Station Air (SA) Fans: NO ACTION REQUIRED	Station Air (SA) Fans: NO ACTION REQUIRED	Station Air (SA) Fans: NO ACTION REQUIRED	Station Air (SA) Fans: NO ACTION REQUIRED

SCENARIO: 5

YARD/UNION (<400' FROM PLATFORM) ON AR/AL FROM PLATFORM TOWARD UNION.

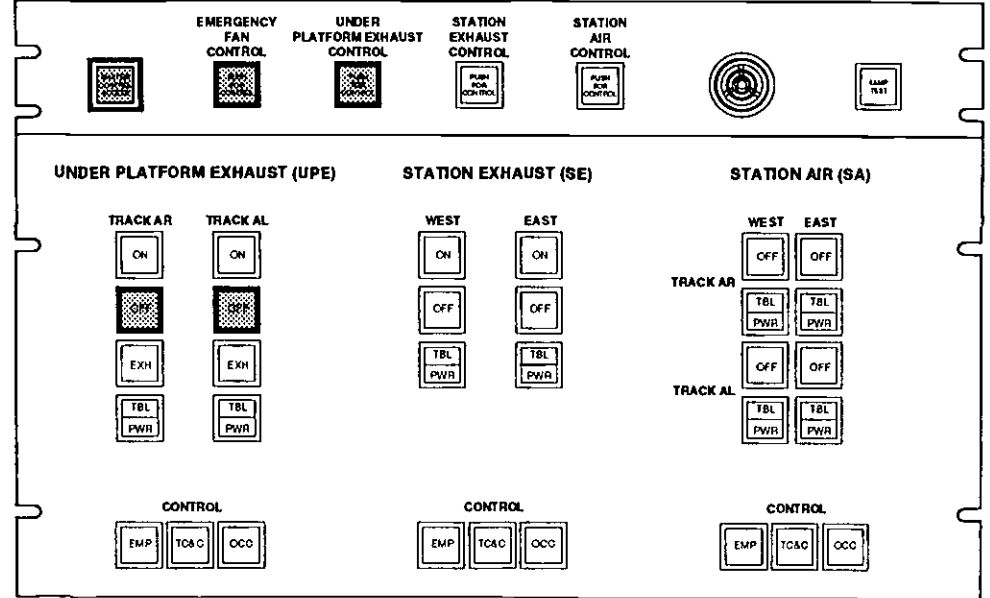


WEST FAN ROOM EMERGENCY FANS:

SUPPLY MODE, ALL FANS

EAST FAN ROOM EMERGENCY FANS:

EXHAUST MODE, ALL FANS



UNDER PLATFORM EXHAUST FANS:

OFF MODE

STATION EXHAUST:

NO ACTION REQUIRED

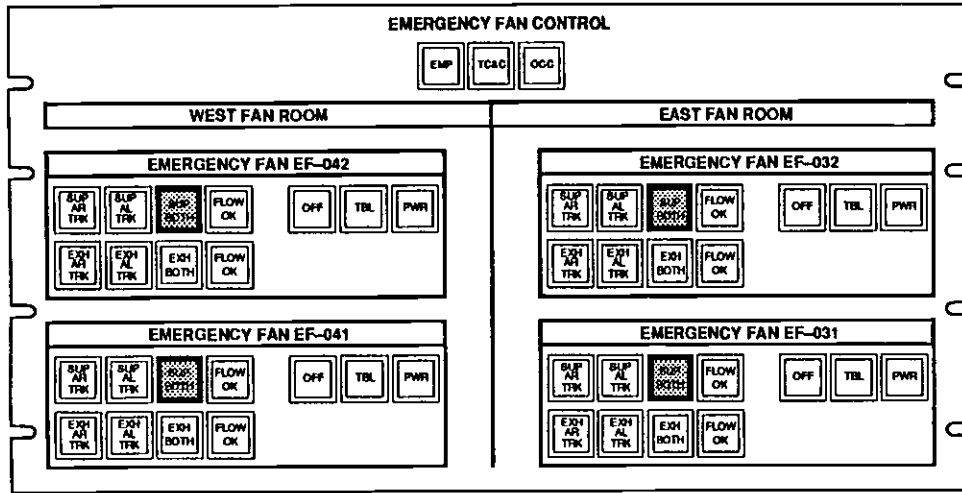
STATION AIR:

NO ACTION REQUIRED

UNION STATION

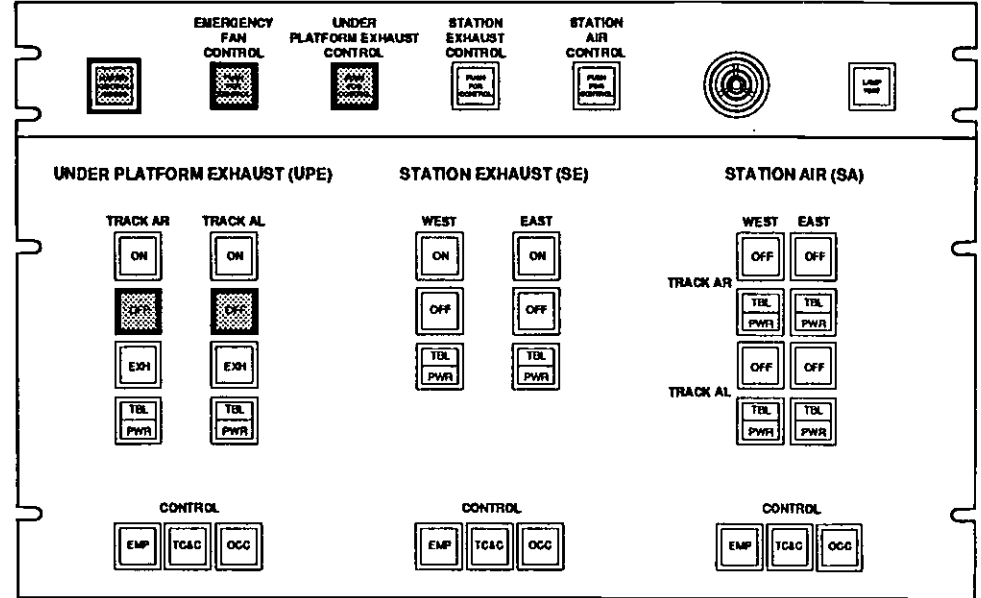
SCENARIO: 5

YARD/UNION ON AR/AL (<400 FT FROM PLATFORM) TOWARD UNION.



WEST FAN ROOM EMERGENCY FANS:
SUPPLY MODE, ALL FANS

EAST FAN ROOM EMERGENCY FANS:
SUPPLY MODE, ALL FANS



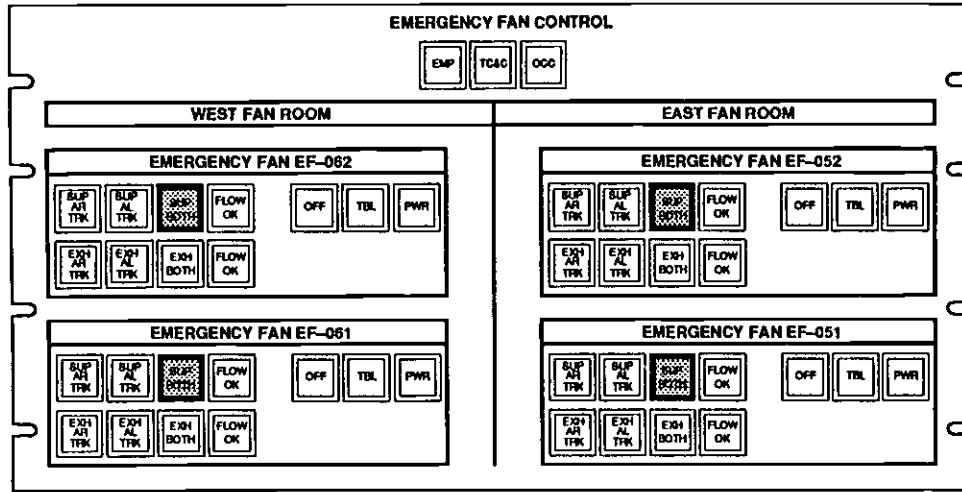
UNDER PLATFORM EXHAUST FANS:
OFF MODE

STATION EXHAUST:
NO ACTION REQUIRED

STATION AIR:
NO ACTION REQUIRED

SCENARIO: 5

YARD/UNION ON AR/AL (<400 FROM STATION PLATFORM) TOWARD UNION.

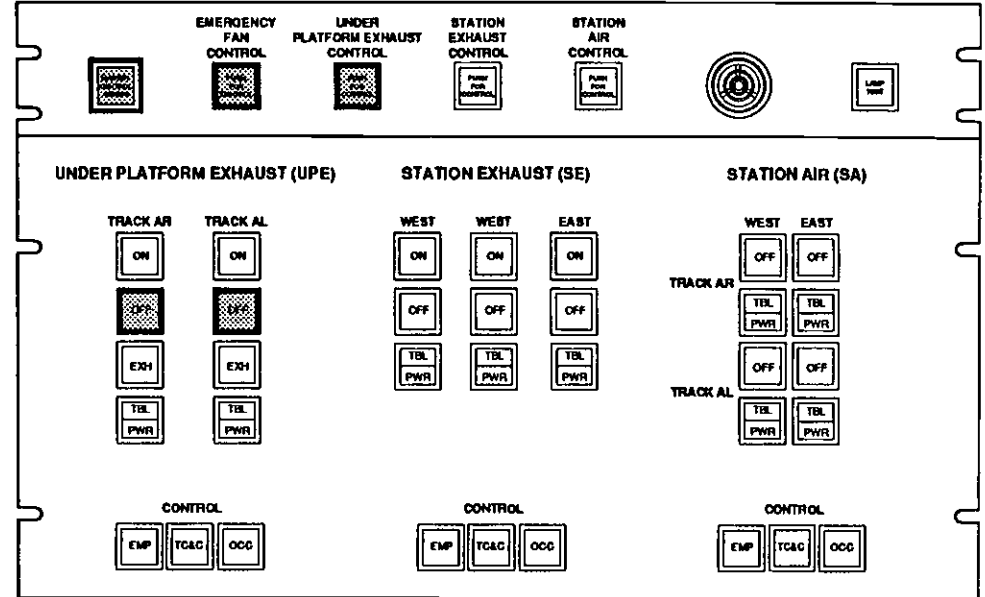


WEST FAN ROOM EMERGENCY FANS:

SUPPLY MODE, ALL FANS

EAST FAN ROOM EMERGENCY FANS:

SUPPLY MODE, ALL FANS



UNDER PLATFORM EXHAUST FANS:

OFF MODE

STATION EXHAUST:

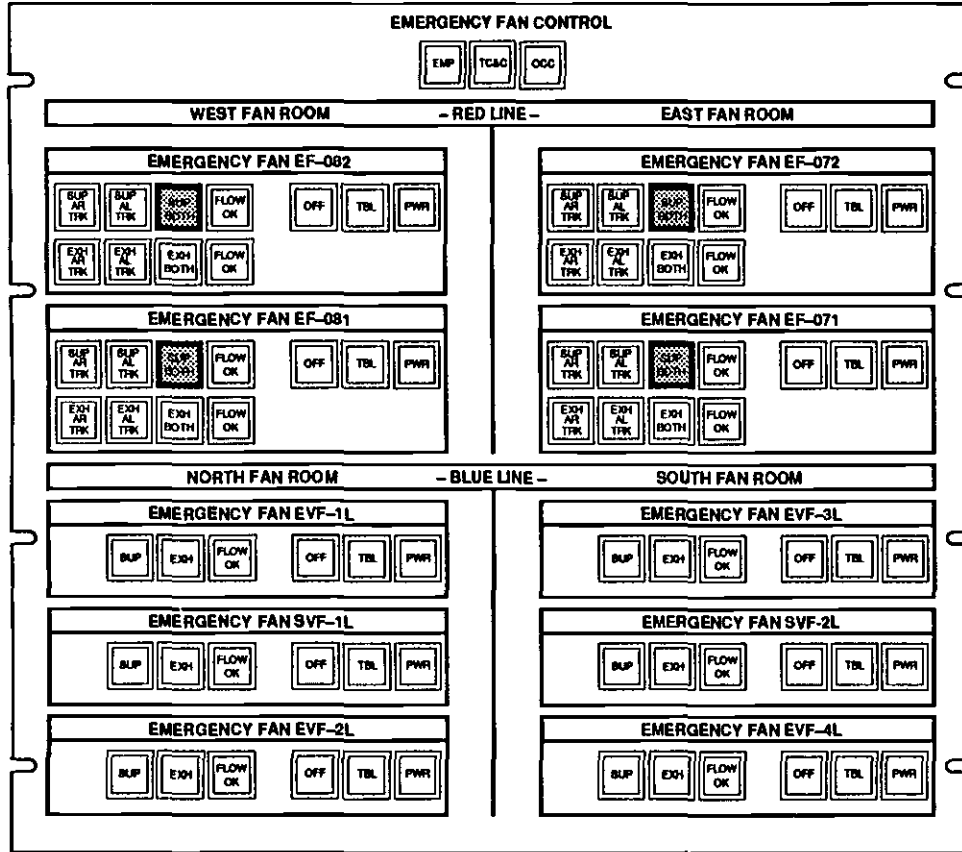
NO ACTION REQUIRED

STATION AIR:

NO ACTION REQUIRED

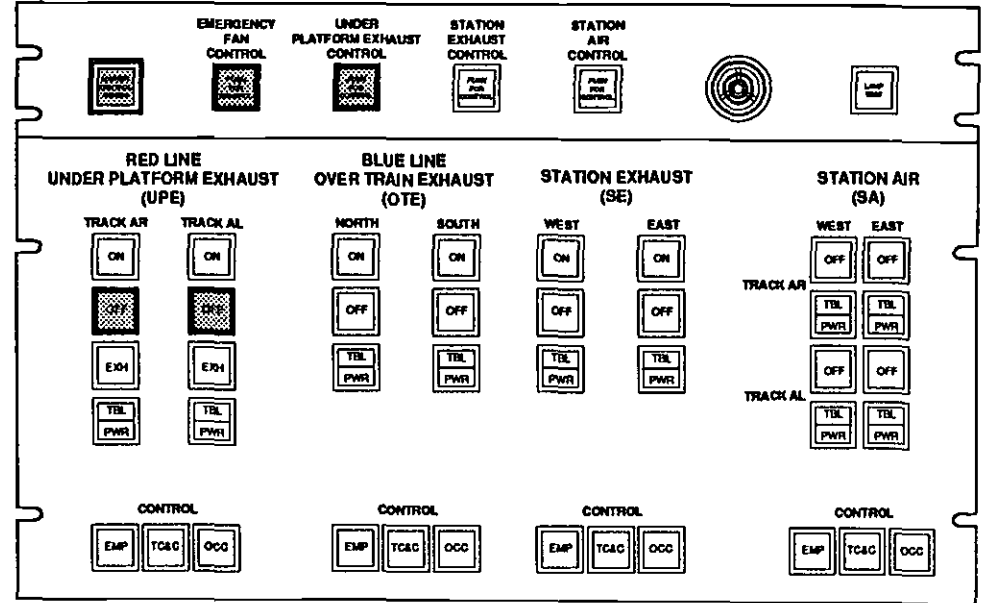
SCENARIO: 5

YARD/UNION ON AR/AL (<500' FROM STATION PLATFORM) TOWARD UNION.



WEST FAN ROOM EMERGENCY FANS:
SUPPLY MODE, ALL FANS

EAST FAN ROOM EMERGENCY FANS:
SUPPLY MODE, ALL FANS



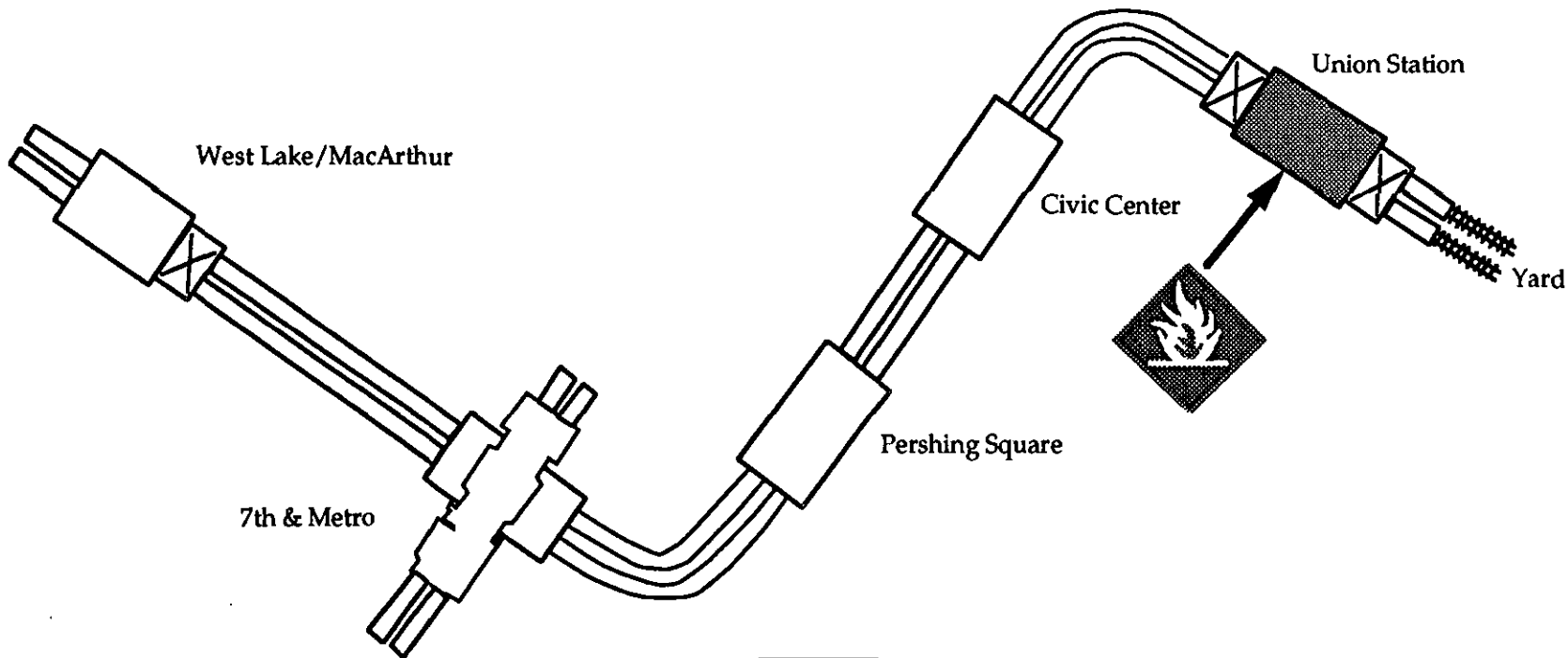
UNDER PLATFORM EXHAUST FANS:
OFF MODE

STATION EXHAUST:
NO ACTION REQUIRED

STATION AIR:
NO ACTION REQUIRED

SCENARIO NUMBER: 6

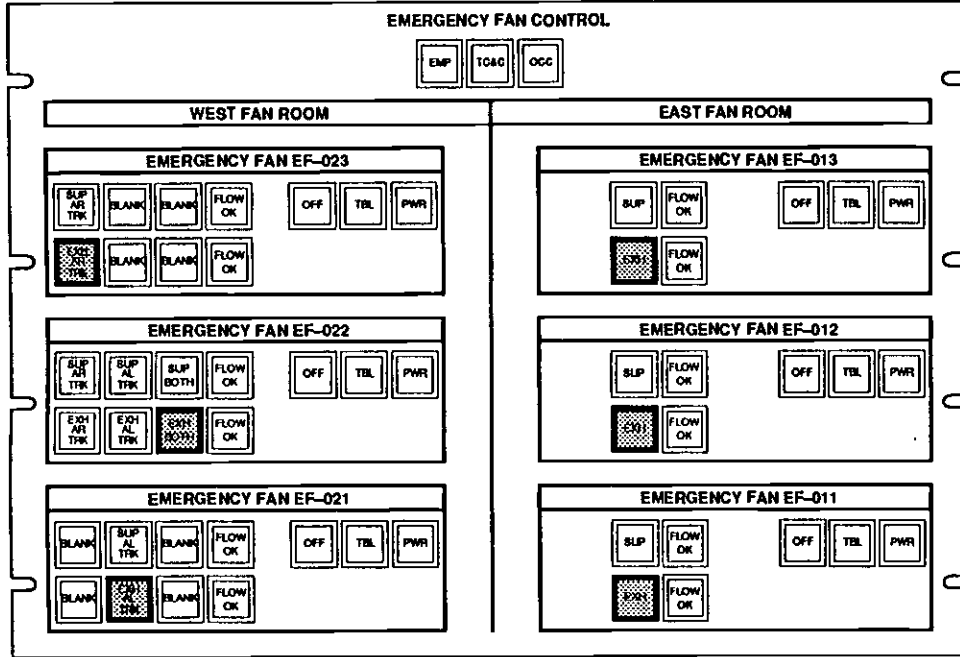
**TRAIN IS DISABLED AT UNION STATION ON THE
AR/AL TRACK AND PASSENGERS ARE EVACUATING
TOWARD THE STATION EXITS.**



6. Union on AL or AR toward exits If train is disabled at Union Station and passengers are evacuating through station exits, perform the following fan configuration:			
UNION	CIVIC CENTER	PERSHING SQUARE	7TH/METRO CENTER
East Fan Room Emergency Fans: EXHAUST MODE, BOTH TUNNELS West Fan Room Emergency Fans: EXHAUST MODE, BOTH TUNNELS Under Platform Exhaust Fans (UPE): EXHAUST MODE, BOTH TUNNELS Station Air (SA) Fans: OFF MODE	NO ACTION REQUIRED	NO ACTION REQUIRED	NO ACTION REQUIRED

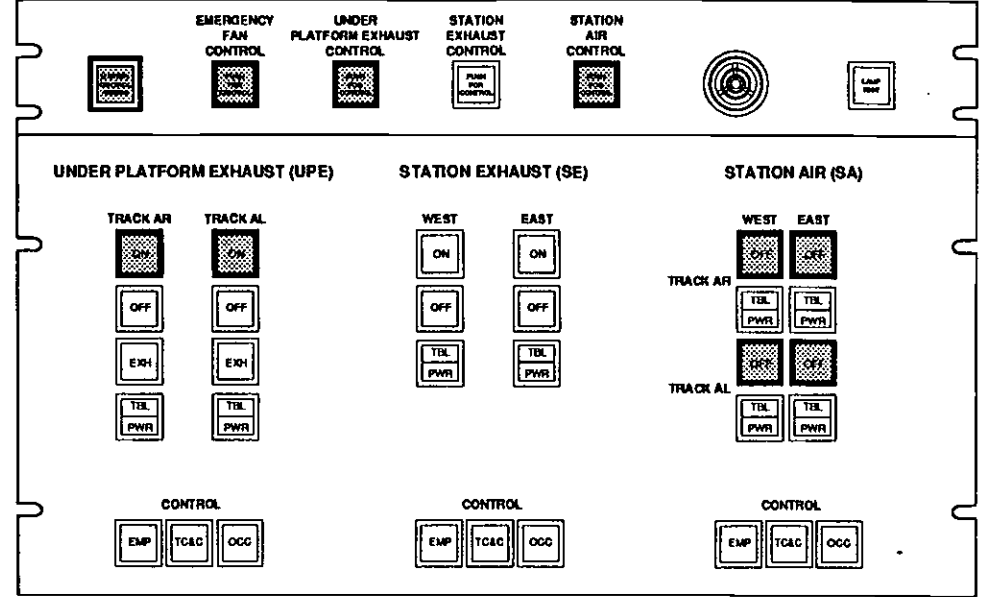
SCENARIO: 6

UNION ON AR/AL TOWARD STATION EXITS.



WEST FAN ROOM EMERGENCY FANS:
EXHAUST MODE, ALL FANS

EAST FAN ROOM EMERGENCY FANS:
EXHAUST MODE, ALL FANS



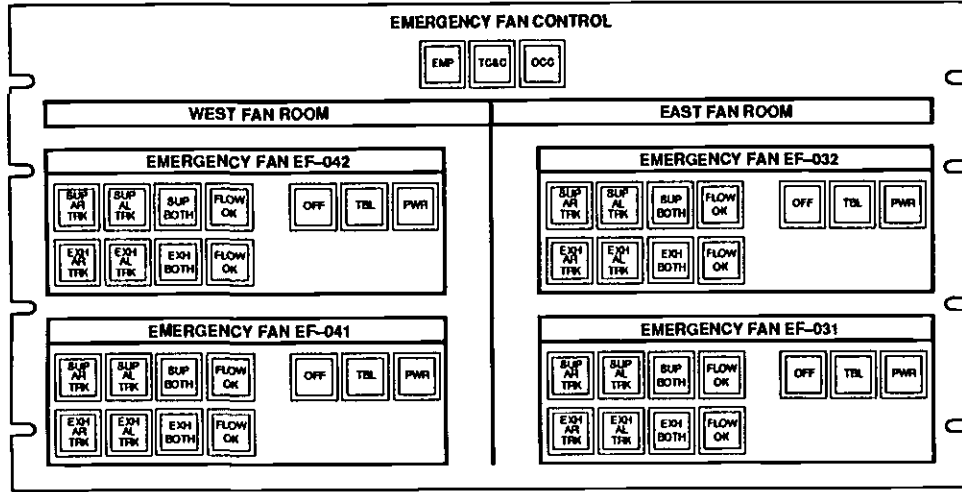
UNDER PLATFORM EXHAUST FANS:
ON MODE, ALL FANS

STATION EXHAUST:
NO ACTION REQUIRED

STATION AIR:
OFF MODE

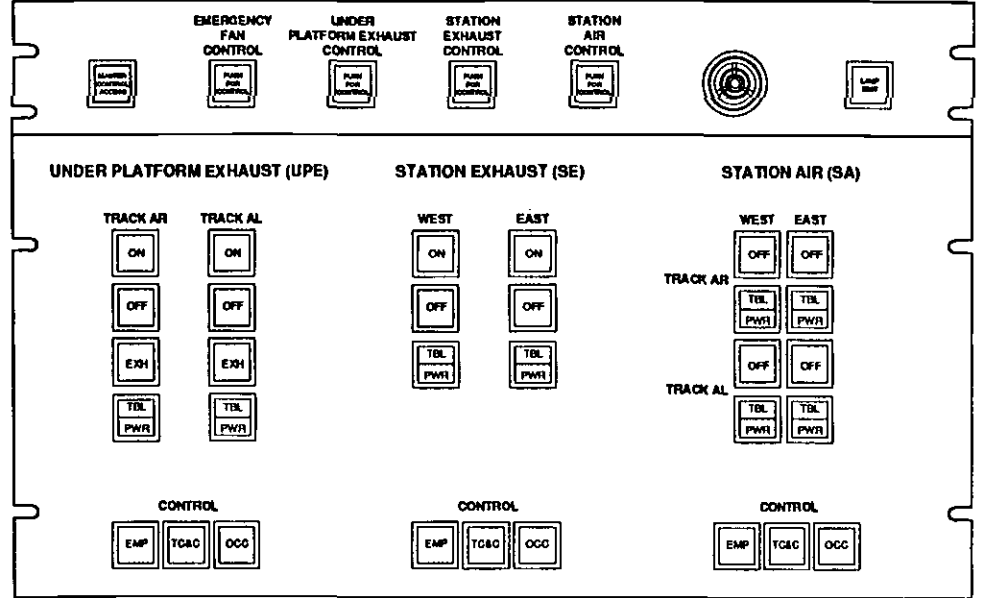
SCENARIO: 6

UNION ON AR/AL TOWARD STATION EXITS.



WEST FAN ROOM EMERGENCY FANS:
NO ACTION REQUIRED

EAST FAN ROOM EMERGENCY FANS:
NO ACTION REQUIRED



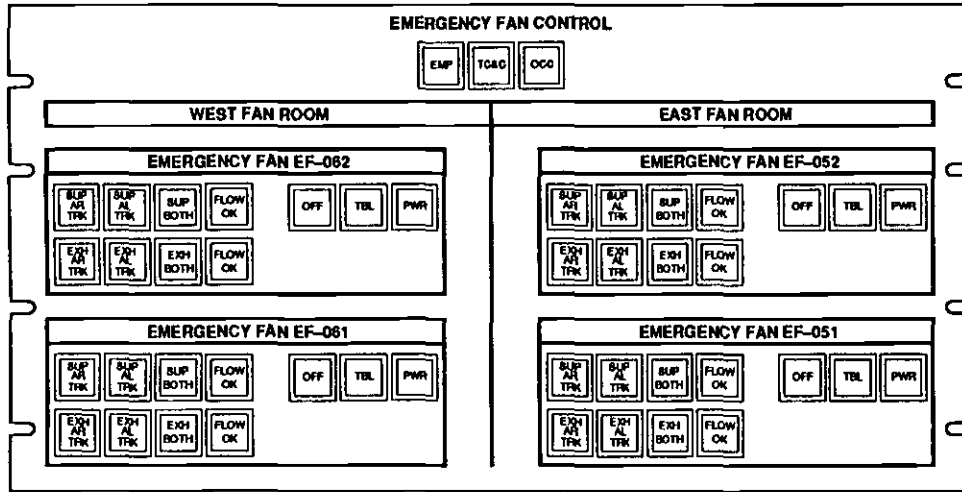
UNDER PLATFORM EXHAUST FANS:
NO ACTION REQUIRED

STATION EXHAUST:
NO ACTION REQUIRED

STATION AIR:
NO ACTION REQUIRED

SCENARIO: 6

UNION ON AR/AL TOWARD STATION EXITS.

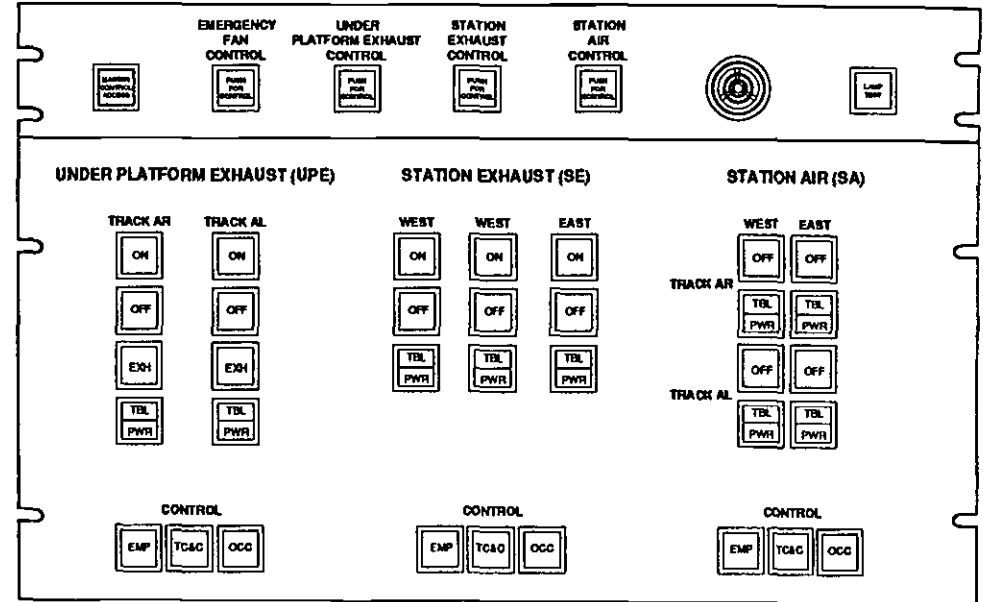


WEST FAN ROOM EMERGENCY FANS:

NO ACTION REQUIRED

EAST FAN ROOM EMERGENCY FANS:

NO ACTION REQUIRED



UNDER PLATFORM EXHAUST FANS:

NO ACTION REQUIRED

STATION EXHAUST:

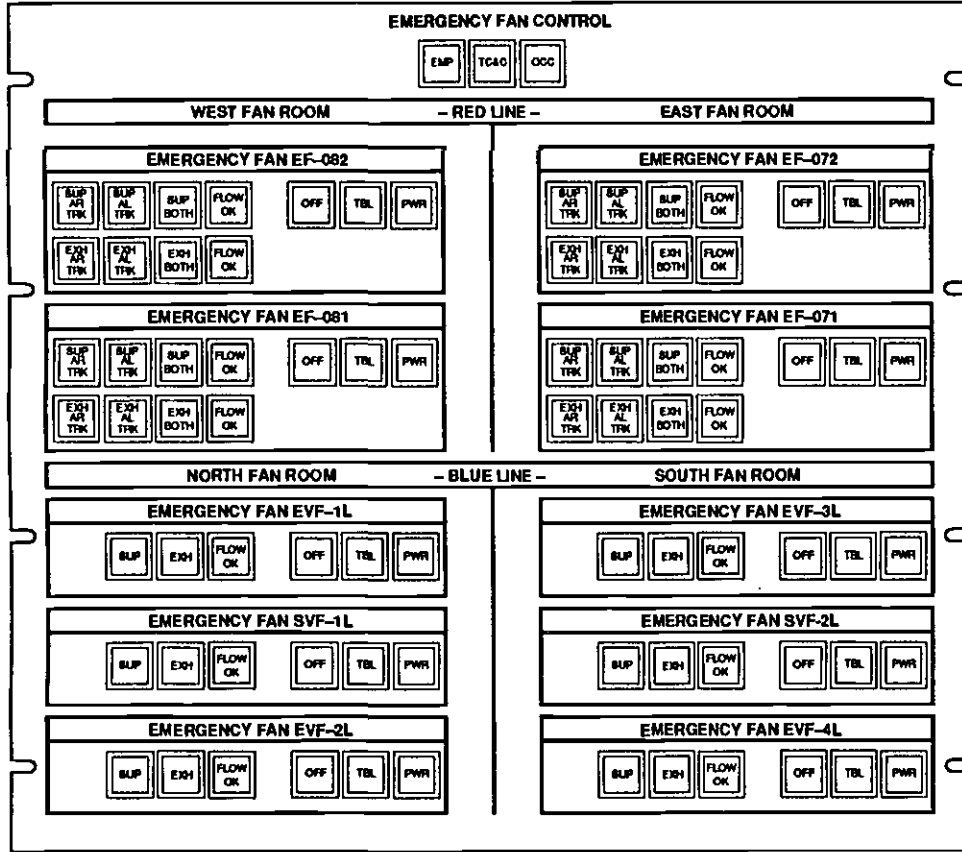
NO ACTION REQUIRED

STATION AIR:

NO ACTION REQUIRED

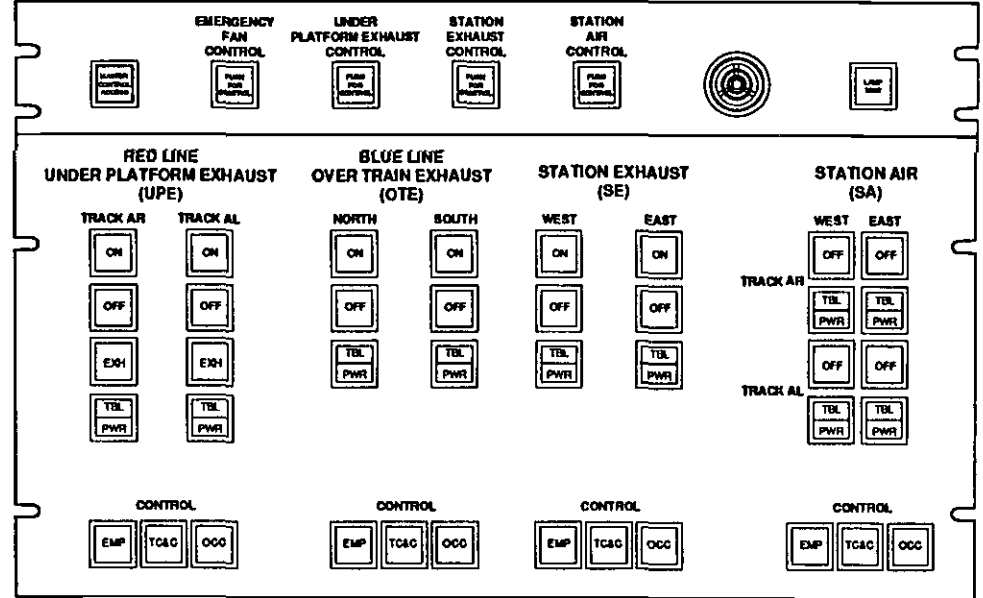
SCENARIO: 6

UNION ON AR/AL TOWARD STATION EXITS.



WEST FAN ROOM EMERGENCY FANS:
NO ACTION REQUIRED

EAST FAN ROOM EMERGENCY FANS:
NO ACTION REQUIRED



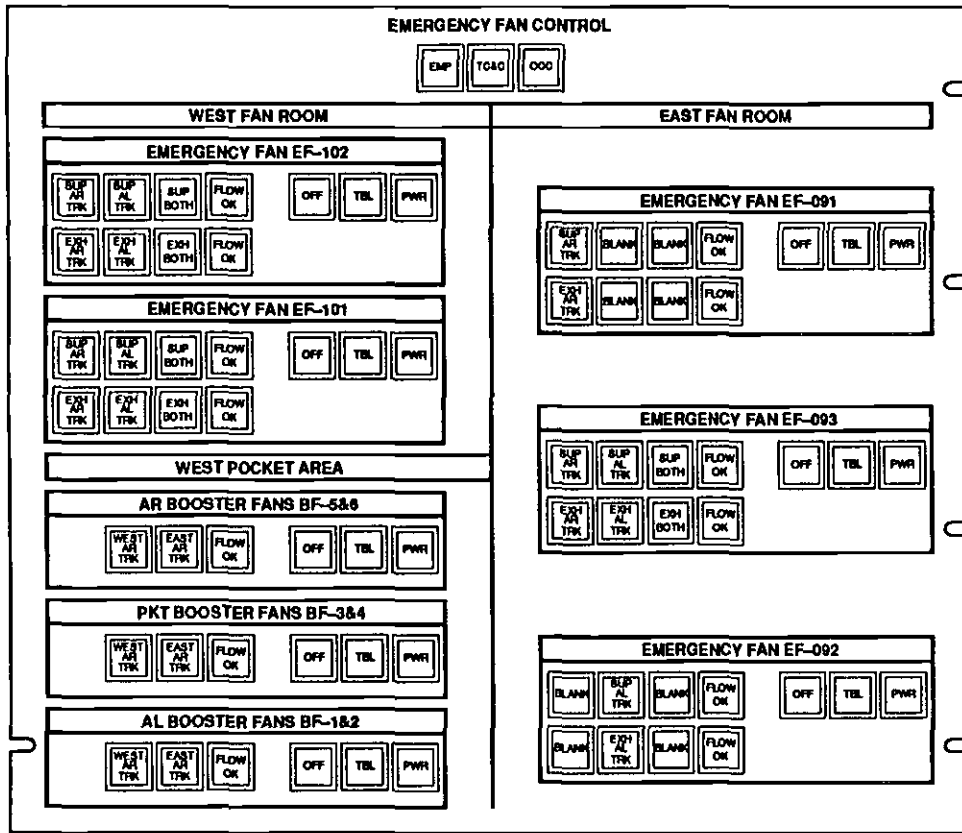
UNDER PLATFORM EXHAUST FANS:
NO ACTION REQUIRED

STATION EXHAUST:
NO ACTION REQUIRED

STATION AIR:
NO ACTION REQUIRED

SCENARIO: 6

UNION ON AR/AL TOWARD STATION EXITS.

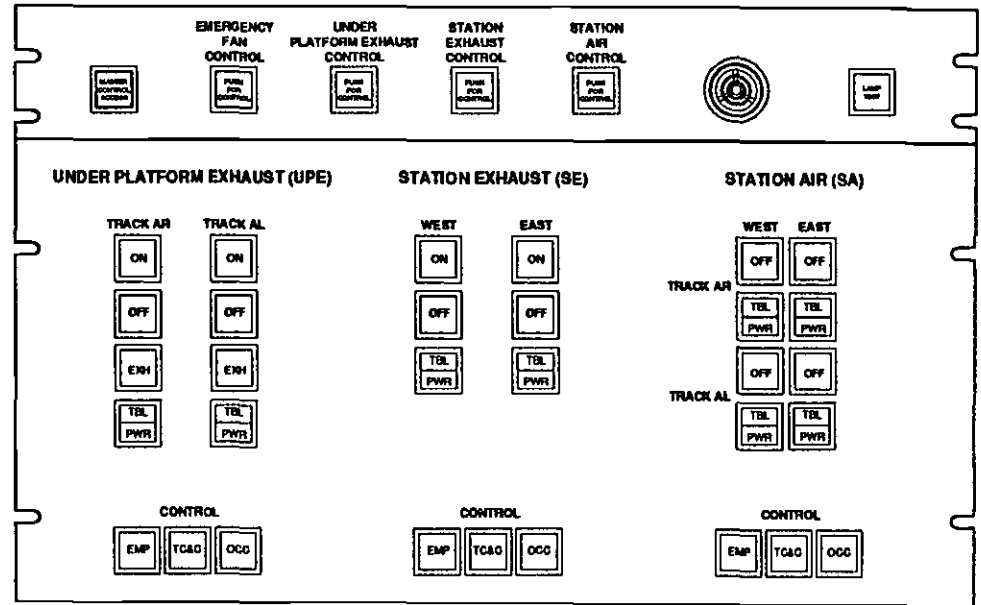


WEST FAN ROOM EMERGENCY FANS:

NO ACTION REQUIRED

EAST FAN ROOM EMERGENCY FANS:

NO ACTION REQUIRED



UNDER PLATFORM EXHAUST FANS:

NO ACTION REQUIRED

STATION EXHAUST:

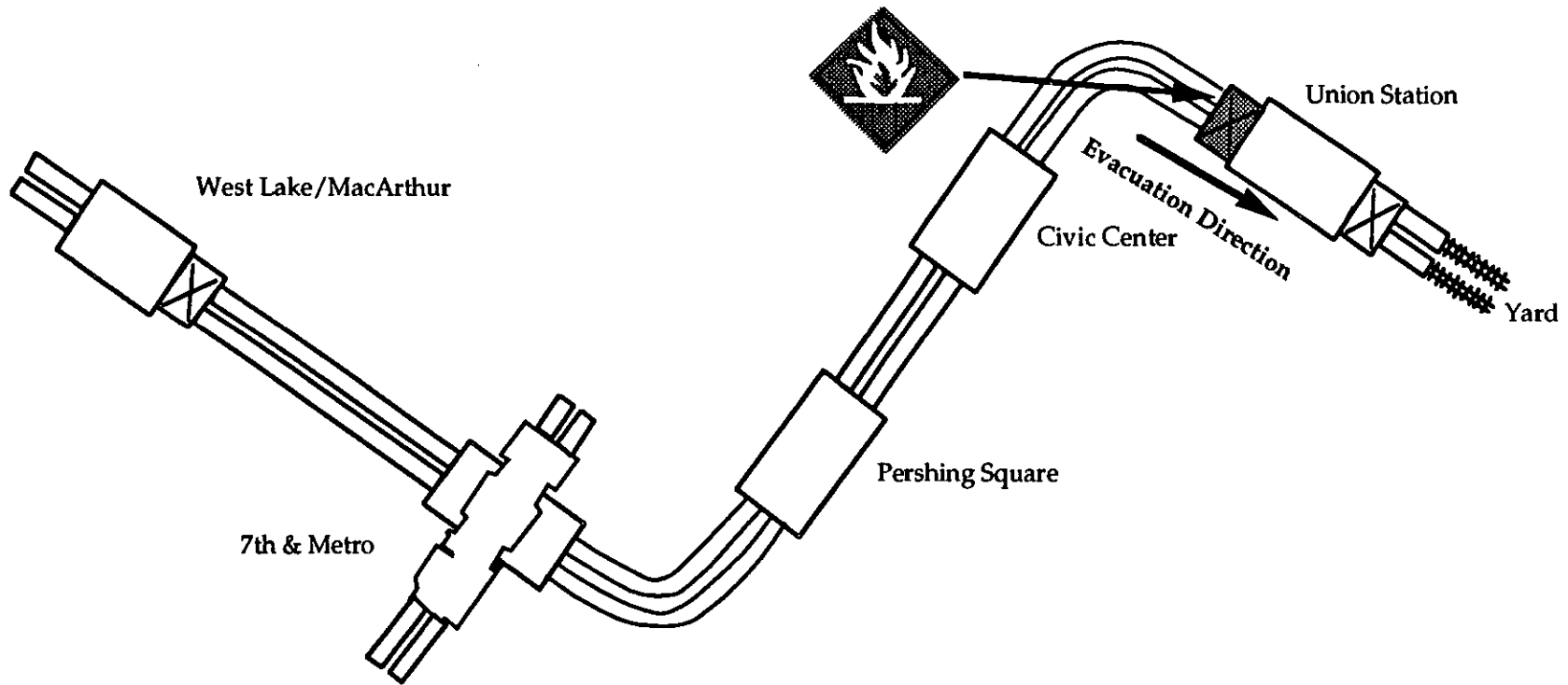
NO ACTION REQUIRED

STATION AIR:

NO ACTION REQUIRED

SCENARIO NUMBER: 7

TRAIN IS DISABLED BETWEEN UNION STATION AND CIVIC CENTER ON THE AR/AL TRACK (<500 FT FROM PLATFORM) AND PASSENGERS ARE EVACUATING TOWARD THE UNION STATION.

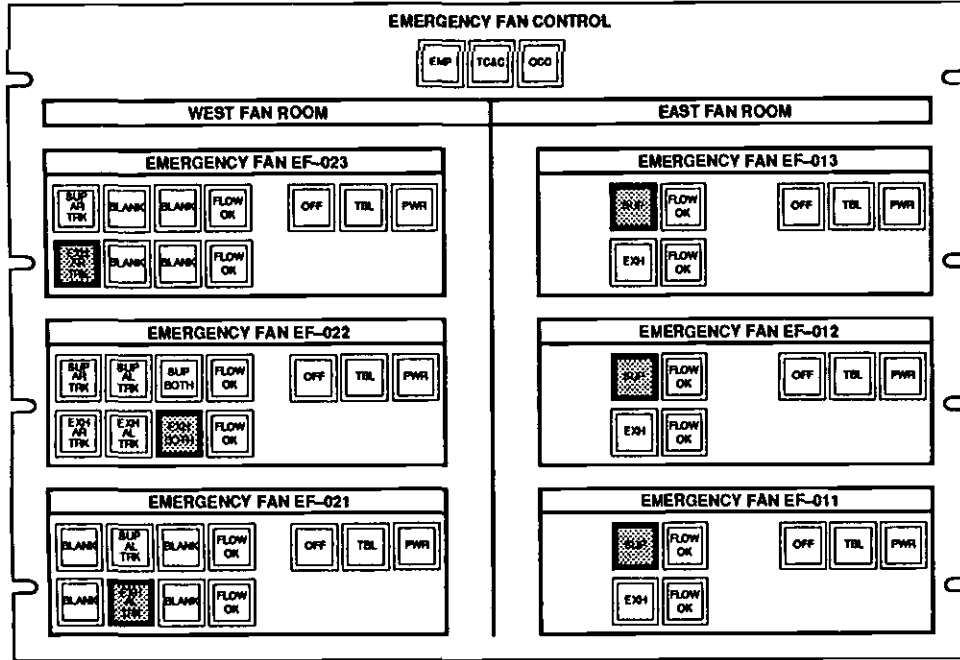


7. Union/Civic on AL or AR < 500' toward Union
 If train is disabled between Union Station and Civic Center, but is less than 500 ft. from Union Station on either track, perform the following fan configuration:

UNION	CIVIC CENTER	PERSHING SQUARE	7TH/METRO CENTER
East Fan Room Emergency Fans: SUPPLY MODE, BOTH TUNNELS	East Fan Room Emergency Fans: EXHAUST MODE, BOTH TUNNELS	East Fan Room Emergency Fans: EXHAUST MODE, BOTH TUNNELS	East Fan Room Emergency Fans: EXHAUST MODE, BOTH TUNNELS
West Fan Room Emergency Fans: EXHAUST MODE, BOTH TUNNELS	West Fan Room Emergency Fans: EXHAUST MODE, BOTH TUNNELS	West Fan Room Emergency Fans: EXHAUST MODE, BOTH TUNNELS	West Fan Room Emergency Fans: EXHAUST MODE, BOTH TUNNELS
Under Platform Exhaust Fans (UPE): NO ACTION REQUIRED	Under Platform Exhaust Fans (UPE): EXHAUST MODE, BOTH TUNNELS	Under Platform Exhaust Fan (UPE): EXHAUST MODE, BOTH TUNNELS	Under Platform Exhaust Fans (UPE): EXHAUST MODE, BOTH TUNNELS
Station Air (SA) Fans: OFF MODE	Station Air (SA) Fans: OFF MODE	Station Air (SA) Fans: OFF MODE	Station Air (SA) Fans: OFF MODE

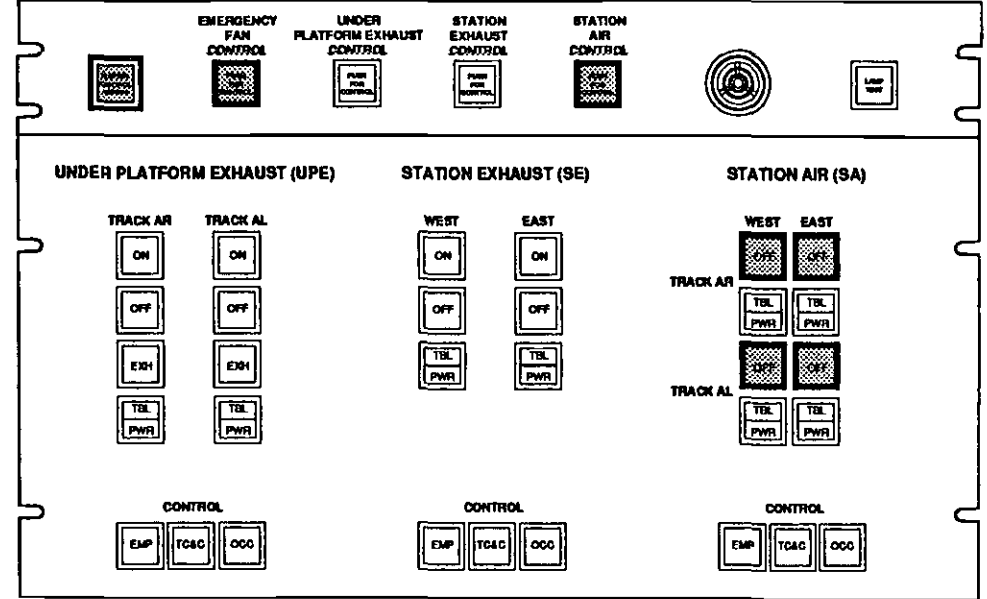
SCENARIO: 7

UNION/CIVIC ON AR/AL (<500' FROM UNION PLATFORM) TOWARD UNION.



WEST FAN ROOM EMERGENCY FANS:
EXHAUST MODE, ALL FANS

EAST FAN ROOM EMERGENCY FANS:
SUPPLY MODE, ALL FANS



UNDER PLATFORM EXHAUST FANS:
NO ACTION REQUIRED

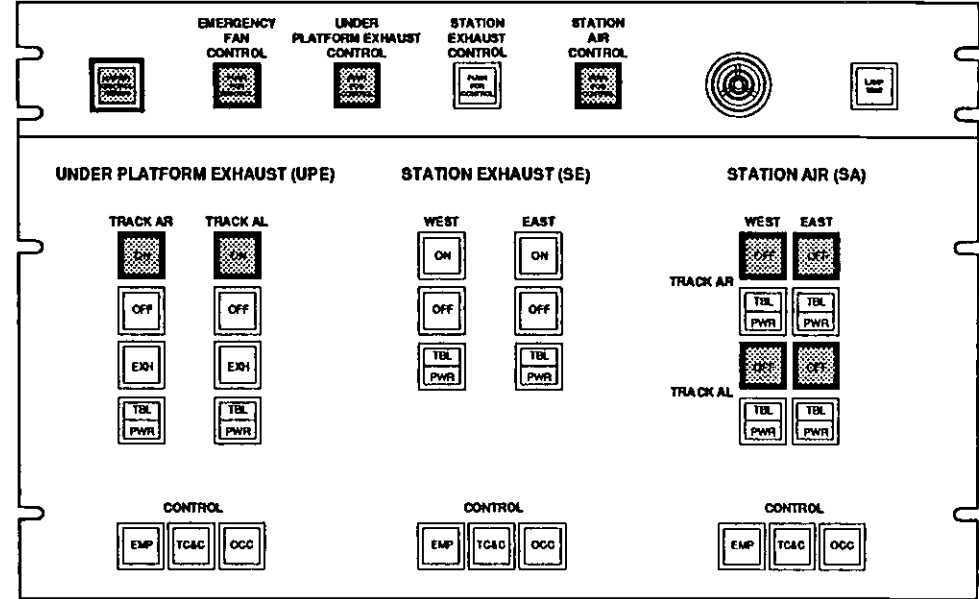
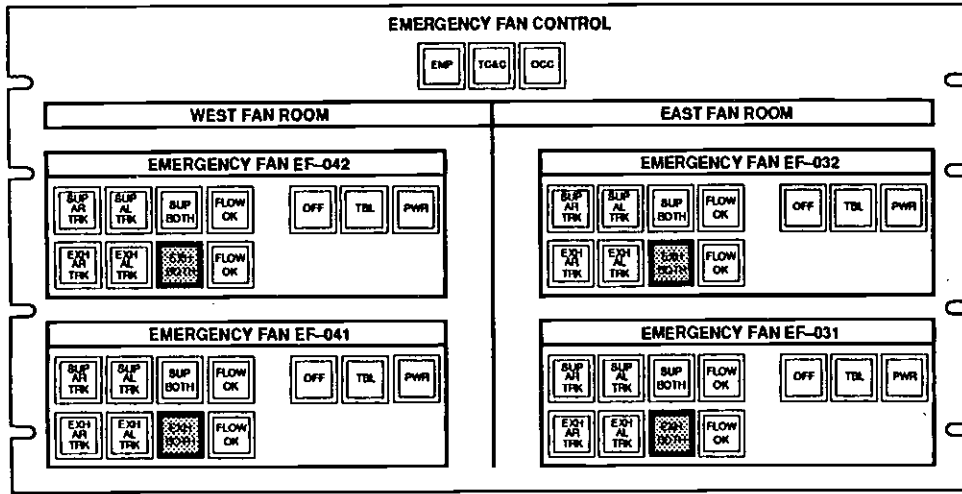
STATION EXHAUST:
NO ACTION REQUIRED

STATION AIR:
OFF MODE

UNION STATION

SCENARIO: 7

UNION/CIVIC ON AL/AR (<500' FROM PLATFORM) TOWARD UNION.



WEST FAN ROOM EMERGENCY FANS:

EXHAUST MODE, ALL FANS

EAST FAN ROOM EMERGENCY FANS:

EXHAUST MODE, ALL FANS

UNDER PLATFORM EXHAUST FANS:

EXHAUST MODE, ALL FANS

STATION EXHAUST:

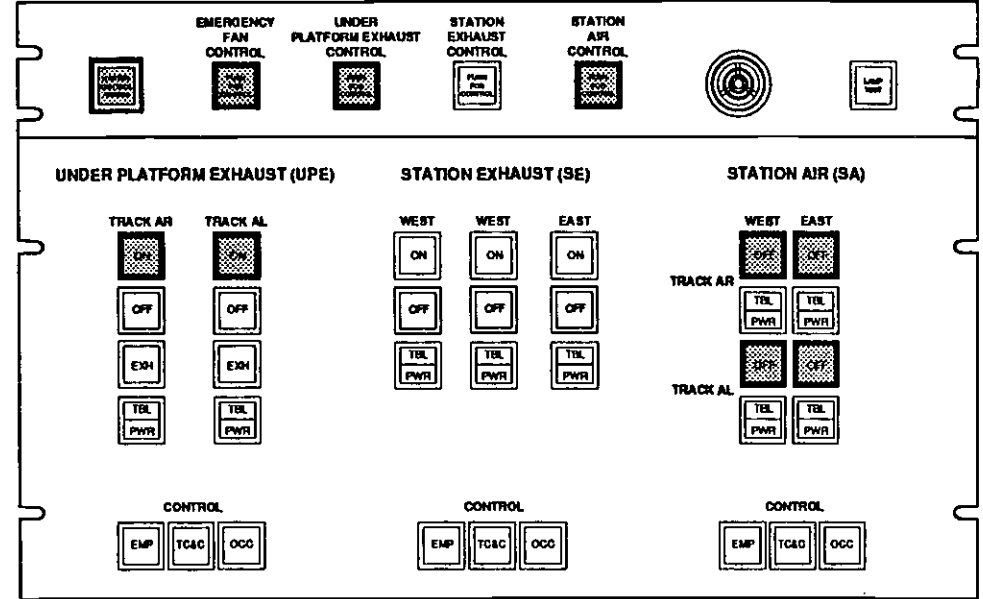
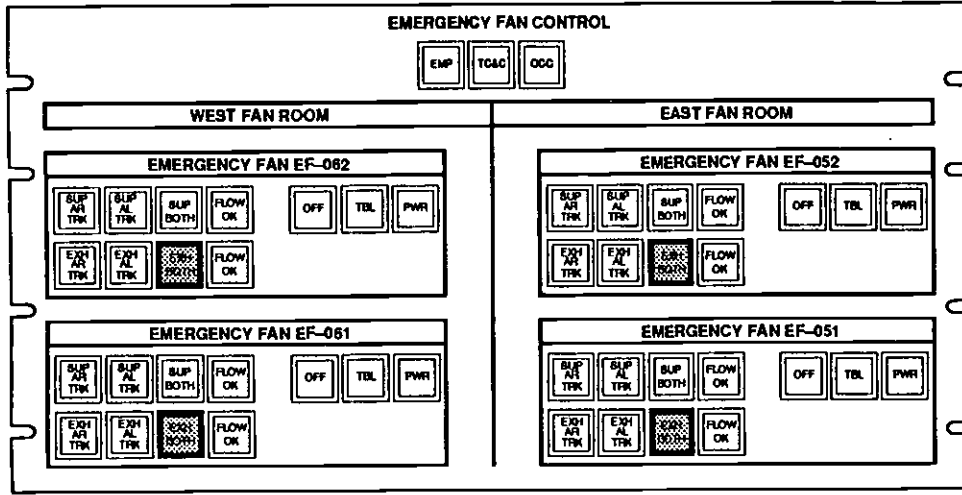
NO ACTION REQUIRED

STATION AIR:

OFF MODE

SCENARIO: 7

UNION/CIVIC ON AR/AL (<500' FROM PLATFORM) TOWARD UNION.



WEST FAN ROOM EMERGENCY FANS:
EXHAUST MODE, ALL FANS

EAST FAN ROOM EMERGENCY FANS:
EXHAUST MODE, ALL FANS

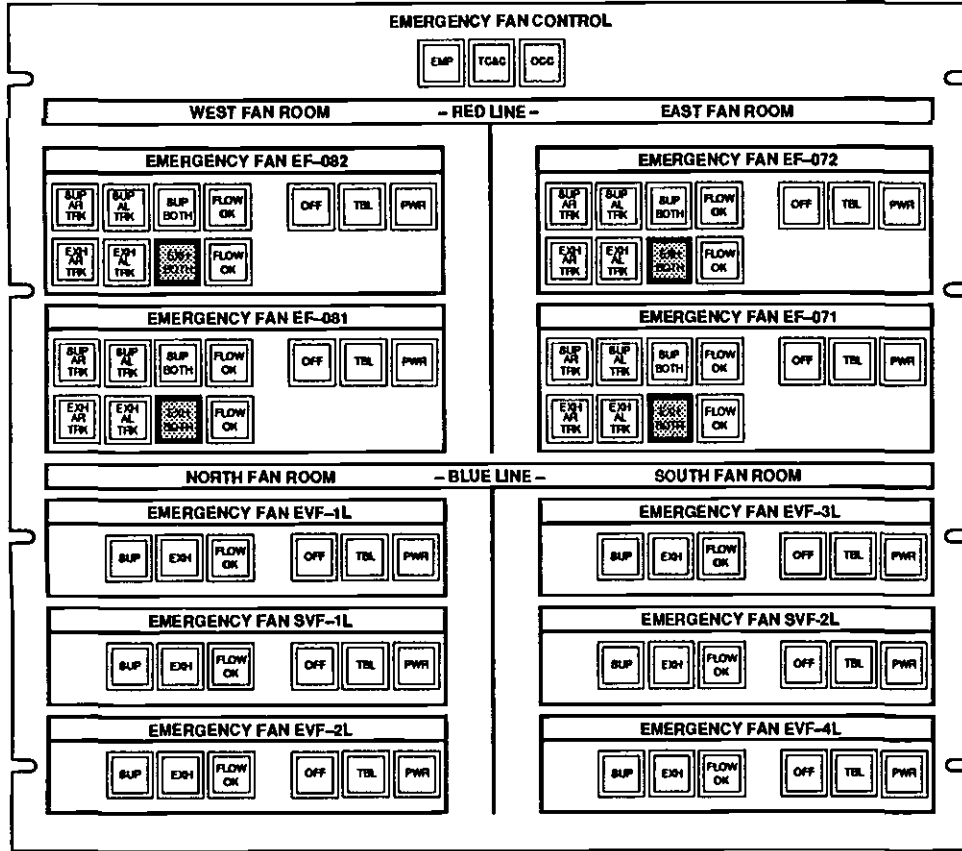
UNDER PLATFORM EXHAUST FANS:
ON MODE, ALL FANS

STATION EXHAUST:
NO ACTION REQUIRED

STATION AIR:
OFF MODE

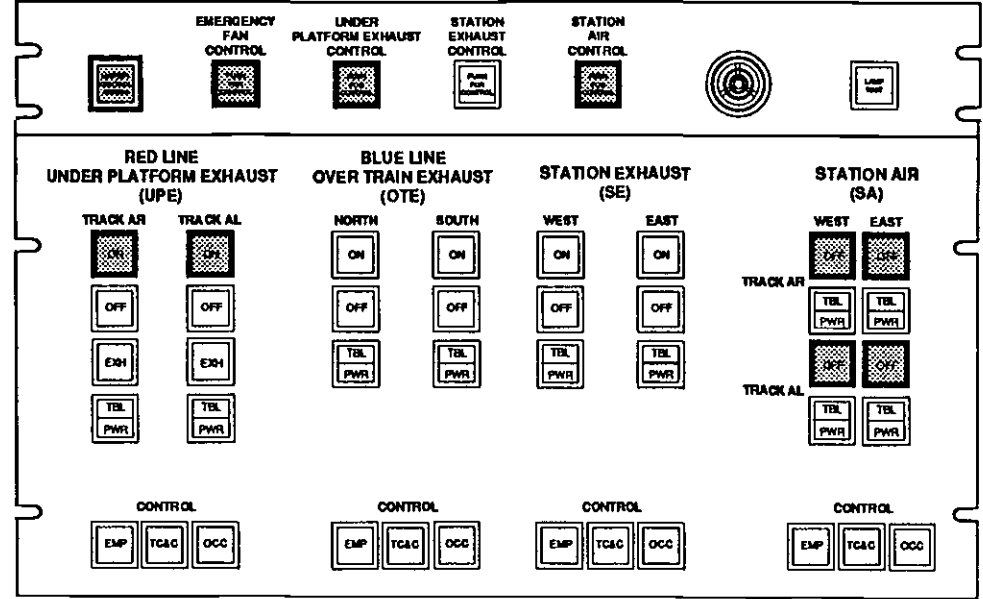
SCENARIO: 7

UNION/CIVIC ON AR/AL (<500' FROM STATION PLATFORM) TOWARD UNION.



WEST FAN ROOM EMERGENCY FANS:
EXHAUST MODE, ALL FANS

EAST FAN ROOM EMERGENCY FANS:
EXHAUST MODE, ALL FANS

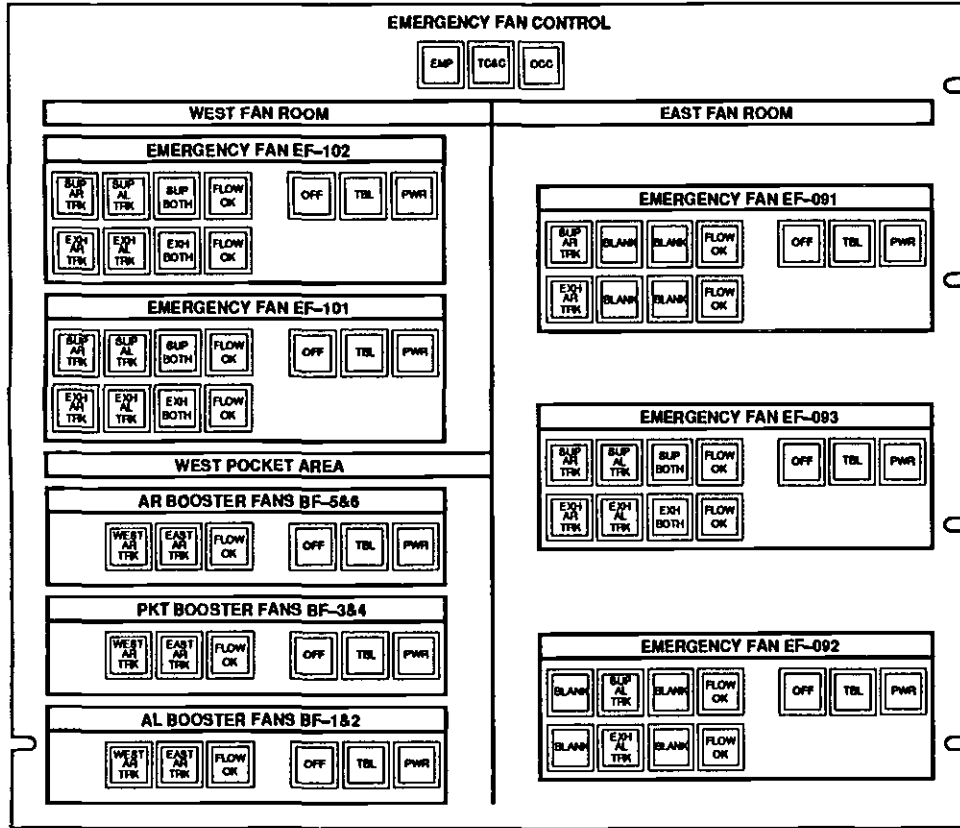


UNDER PLATFORM EXHAUST FANS:
ON MODE, ALL FANS

STATION EXHAUST:
NO ACTION REQUIRED

STATION AIR:
OFF MODE

SCENARIO: 7
UNION/CIVIC ON AR/AL (<500' FROM PLATFORM) TOWARD UNION.

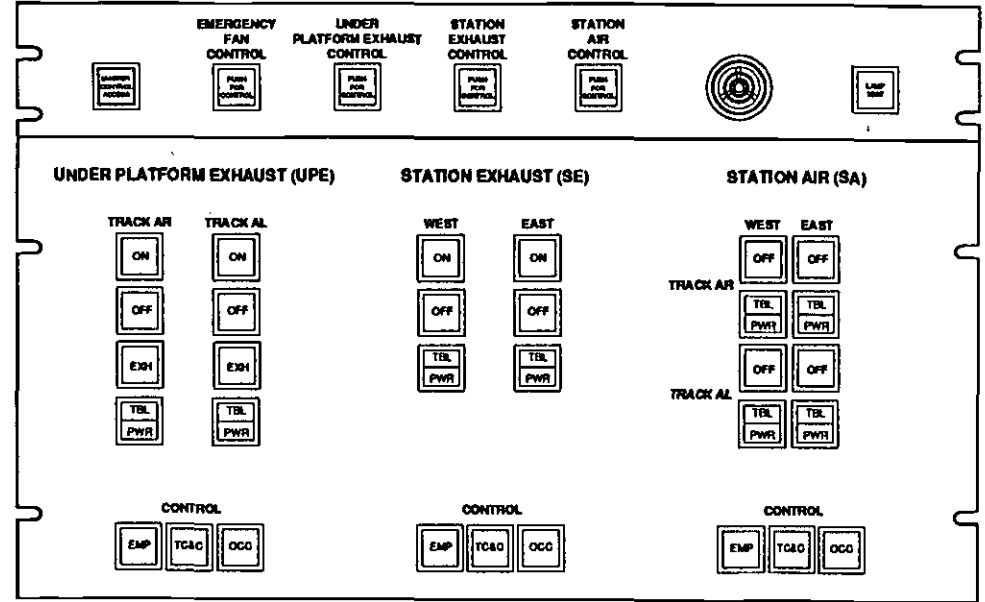


WEST FAN ROOM EMERGENCY FANS:

NO ACTION REQUIRED

EAST FAN ROOM EMERGENCY FANS:

NO ACTION REQUIRED



UNDER PLATFORM EXHAUST FANS:

NO ACTION REQUIRED

STATION EXHAUST:

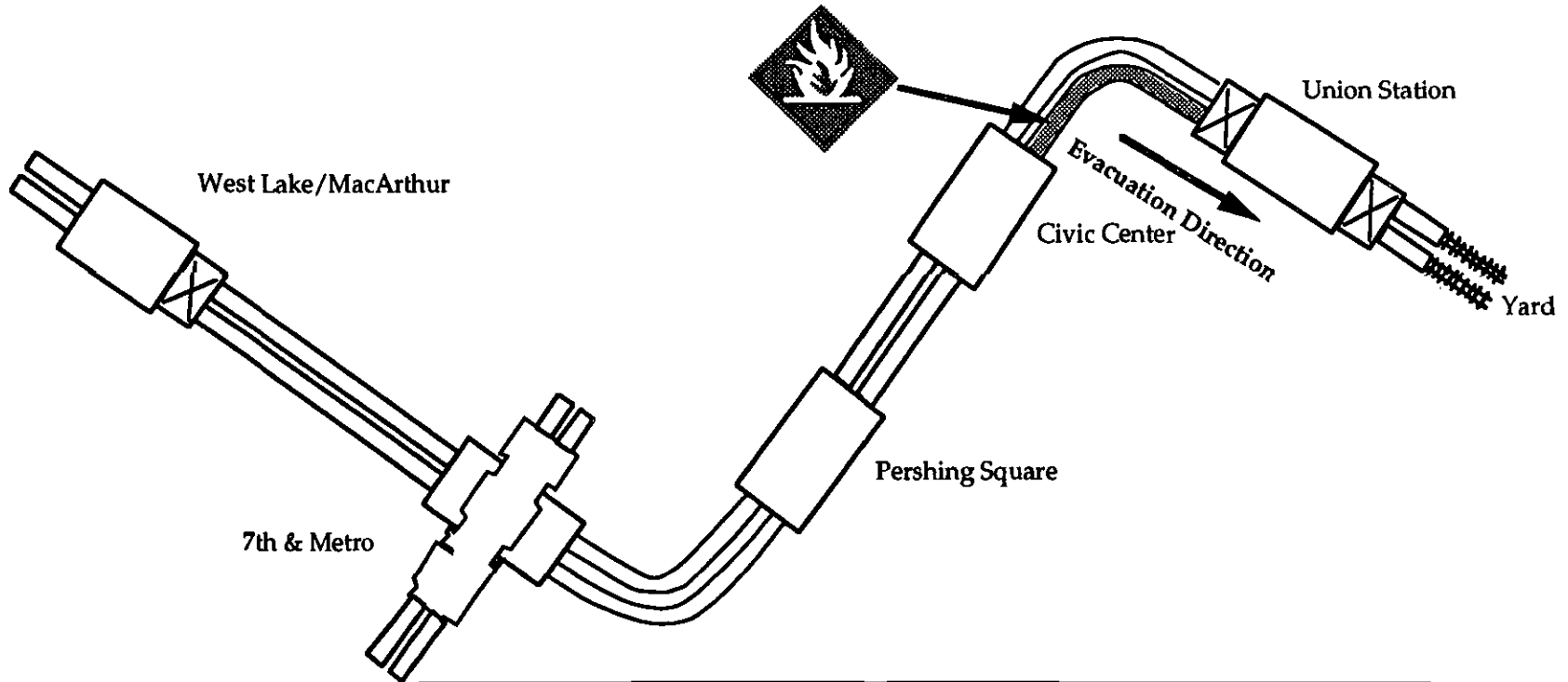
NO ACTION REQUIRED

STATION AIR:

NO ACTION REQUIRED

SCENARIO NUMBER: 8

TRAIN IS DISABLED BETWEEN UNION STATION AND CIVIC CENTER ON THE AL TRACK AND PASSENGERS ARE EVACUATING TOWARD THE UNION STATION.

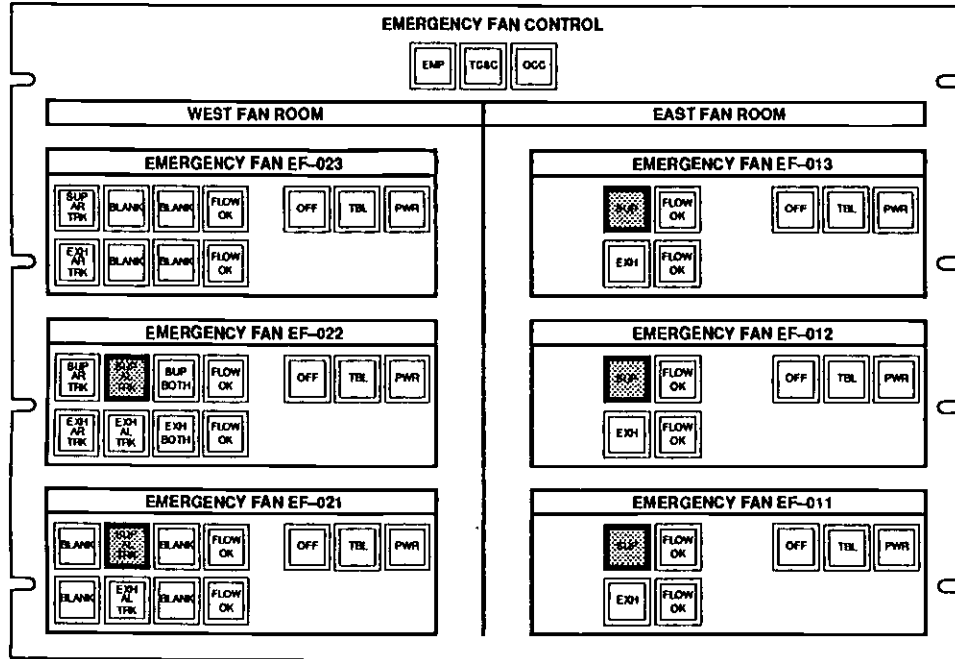


8. Union Station/Civic Center on AL toward Union
 If train is disabled between Union Station and Civic Center on AL track and passengers are evacuating toward Union Station, perform the following fan configuration:

UNION	CIVIC CENTER	PERSHING SQUARE	7TH/METRO CENTER
East Fan Room Emergency Fans: SUPPLY MODE, BOTH TUNNELS	East Fan Room Emergency Fans: EXHAUST MODE, L TRACK ONLY	East Fan Room Emergency Fans: EXHAUST MODE, BOTH TUNNELS	East Fan Room Emergency Fans: EXHAUST MODE, BOTH FANS
West Fan Room Emergency Fans: SUPPLY MODE, L TRACK ONLY	West Fan Room Emergency Fans: EXHAUST MODE, BOTH TUNNELS	West Fan Room Emergency Fans: EXHAUST MODE, BOTH TUNNELS	West Fan Room Emergency Fans: EXHAUST MODE, BOTH FANS
Under Platform Exhaust Fans (UPE): OFF MODE	Under Platform Exhaust Fans (UPE): EXHAUST MODE, BOTH TUNNELS	Under Platform Exhaust Fan (UPE): EXHAUST MODE, BOTH TUNNELS	Under Platform Exhaust Fans (UPE): EXHAUST MODE, BOTH FANS
Station Air (SA) Fans: NO ACTION REQUIRED	Station Air (SA) Fans: OFF MODE	Station Air (SA) Fans: OFF MODE	Station Air (SA) Fans: OFF MODE

SCENARIO: 8

UNION/CIVIC ON AL TOWARD UNION.

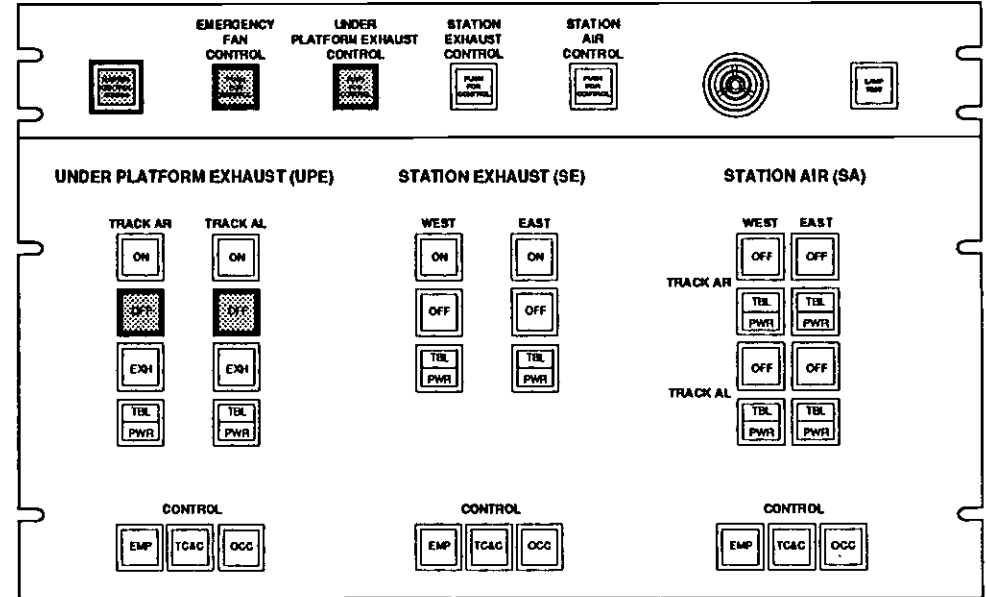


WEST FAN ROOM EMERGENCY FANS:

SUPPLY MODE, L TRACK ONLY

EAST FAN ROOM EMERGENCY FANS:

SUPPLY MODE, ALL FANS



UNDER PLATFORM EXHAUST FANS:

OFF MODE

STATION EXHAUST:

NO ACTION REQUIRED

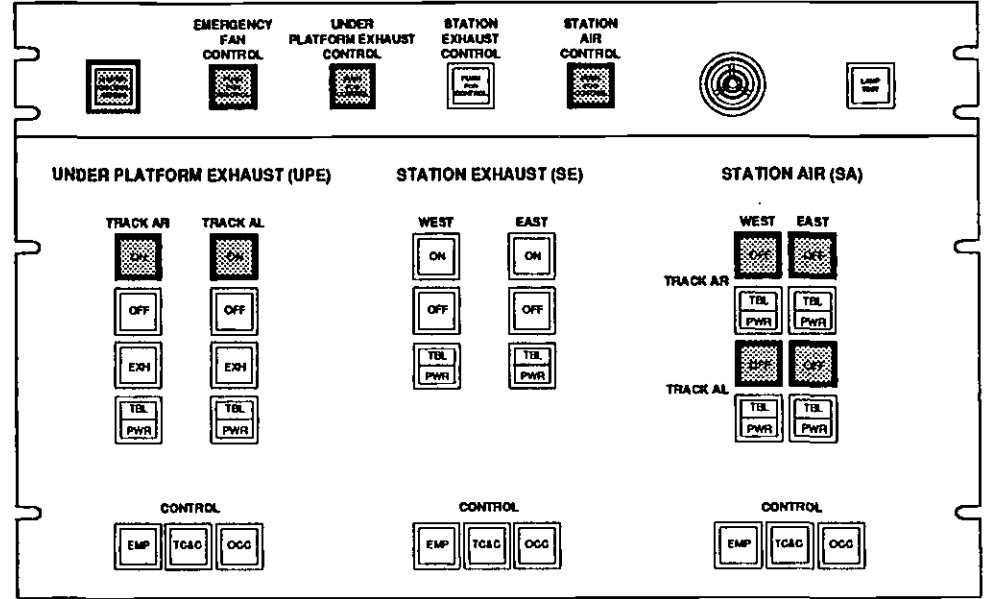
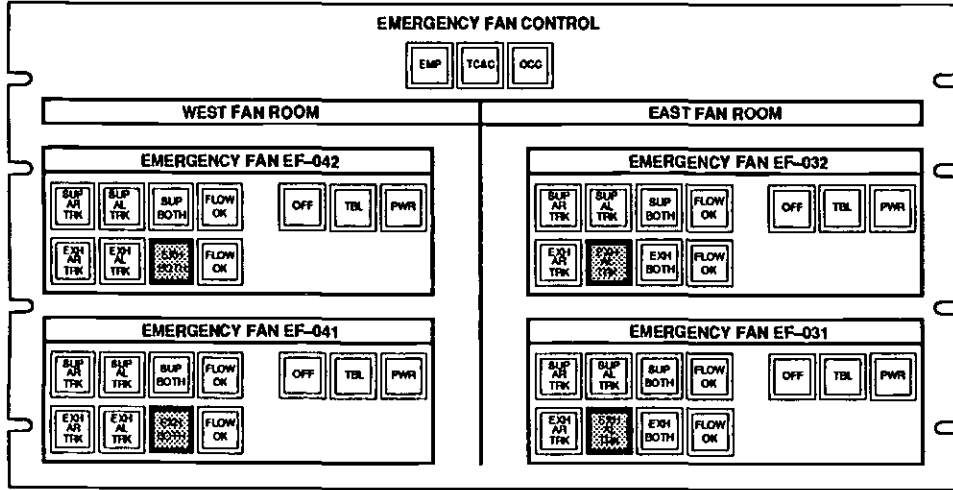
STATION AIR:

NO ACTION REQUIRED

UNION STATION

SCENARIO: 8

UNION/CIVIC ON AL TOWARD UNION.



WEST FAN ROOM EMERGENCY FANS:

EXHAUST MODE, ALL FANS

EAST FAN ROOM EMERGENCY FANS:

EXHAUST MODE, AL TRACK ONLY

UNDER PLATFORM EXHAUST FANS:

ON MODE, ALL FANS

STATION EXHAUST:

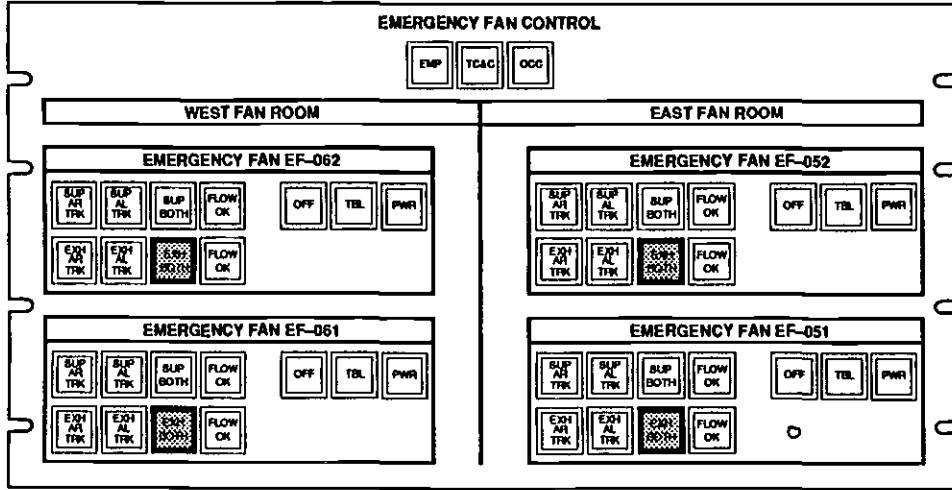
NO ACTION REQUIRED

STATION AIR:

OFF MODE

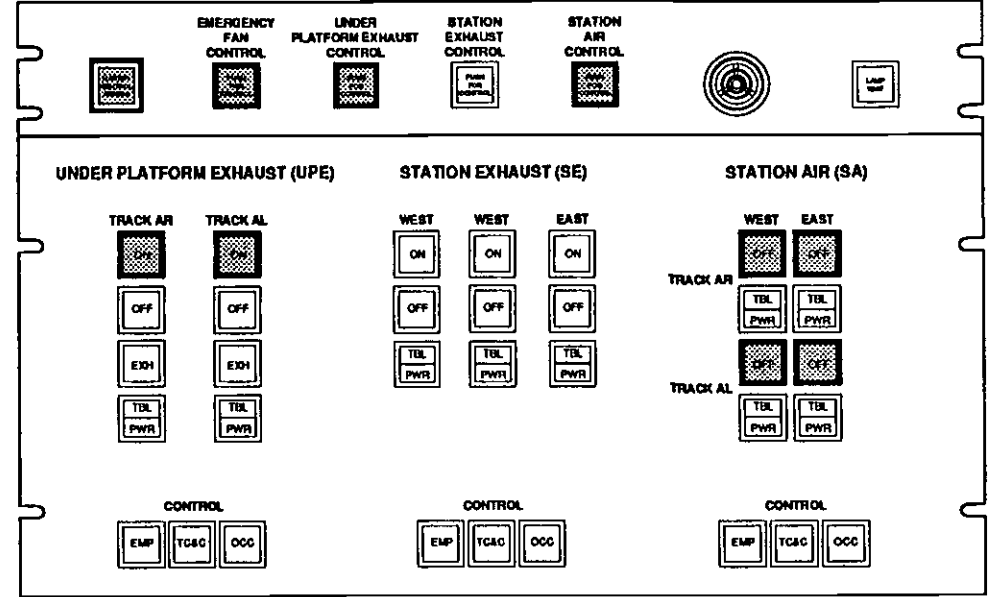
SCENARIO: 8

UNION/CIVIC ON AL TOWARD UNION



WEST FAN ROOM EMERGENCY FANS:
EXHAUST MODE, ALL FANS

EAST FAN ROOM EMERGENCY FANS:
EXHAUST MODE, ALL FANS



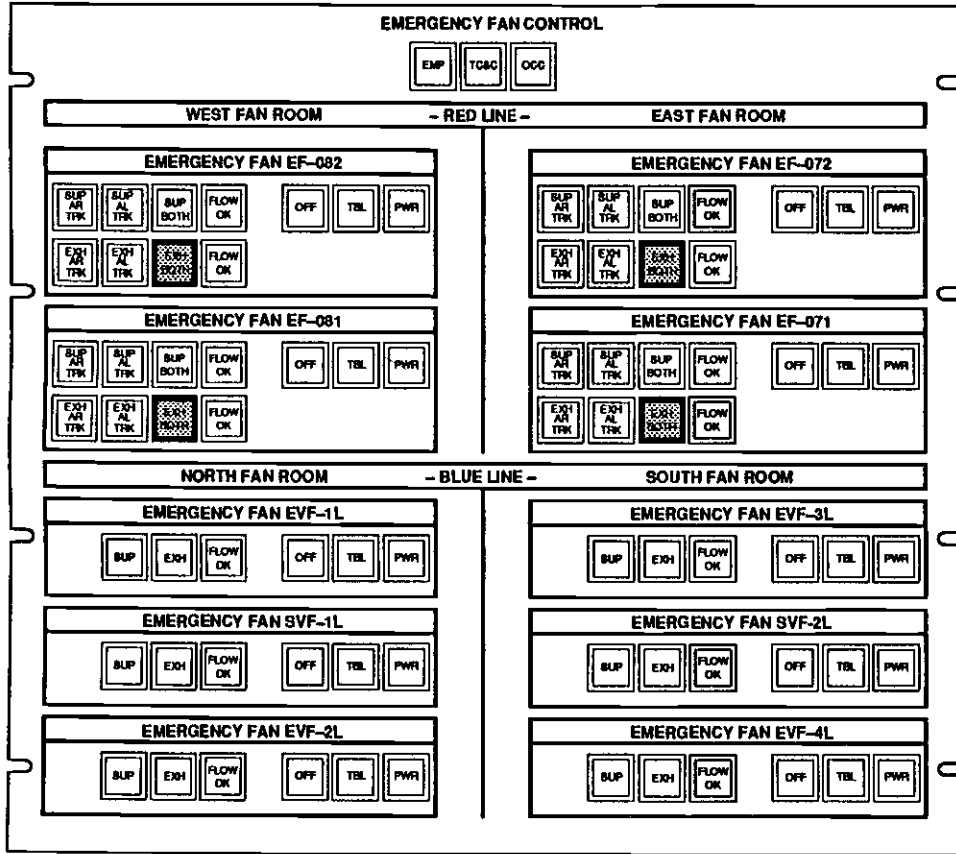
UNDER PLATFORM EXHAUST FANS:
ON MODE, ALL FANS

STATION EXHAUST:
NO ACTION REQUIRED

STATION AIR:
OFF MODE

SCENARIO: 8

UNION/CIVIC ON AL TOWARD UNION

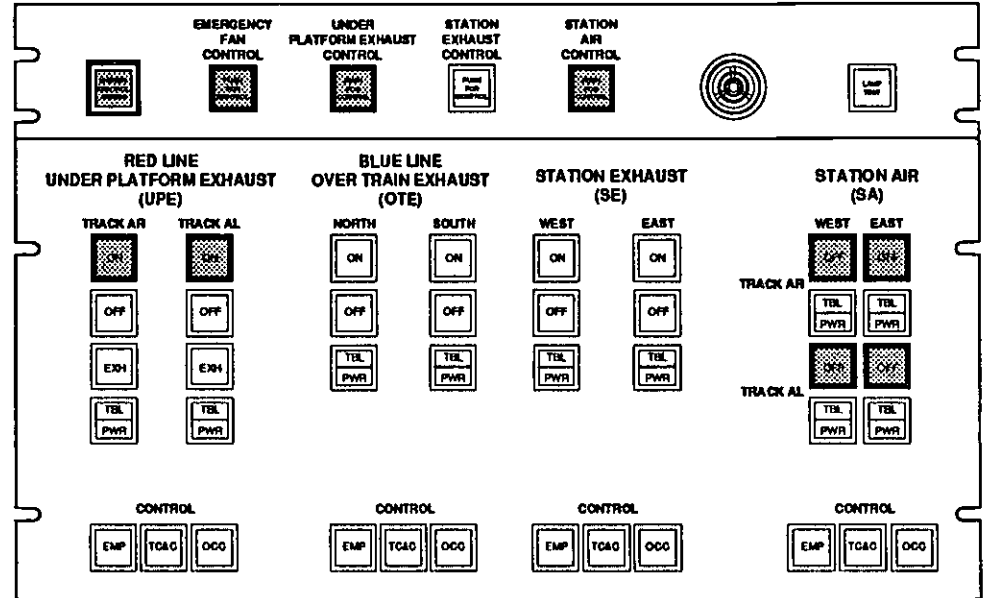


WEST FAN ROOM EMERGENCY FANS:

EXHAUST MODE, ALL FANS

EAST FAN ROOM EMERGENCY FANS:

EXHAUST MODE, ALL FANS



UNDER PLATFORM
EXHAUST FANS:

**ON MODE,
ALL FANS**

STATION
EXHAUST:

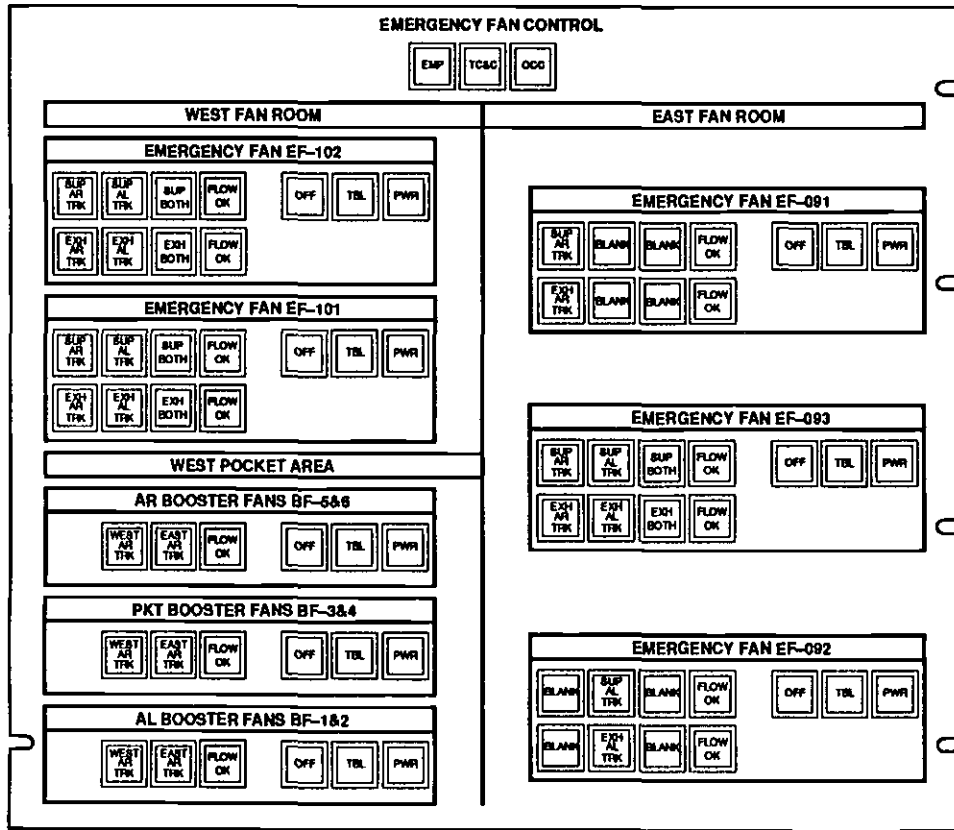
**NO ACTION
REQUIRED**

STATION
AIR:

OFF MODE

SCENARIO: 8

UNION/CIVIC ON AL TOWARD UNION.

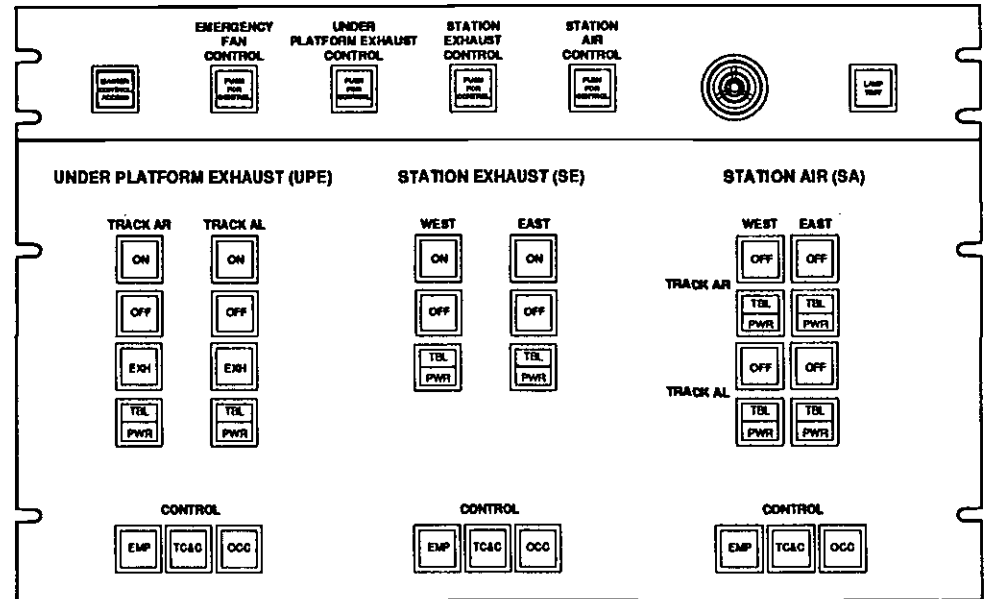


WEST FAN ROOM EMERGENCY FANS:

NO ACTION REQUIRED

EAST FAN ROOM EMERGENCY FANS:

NO ACTION REQUIRED



UNDER PLATFORM EXHAUST FANS:

NO ACTION REQUIRED

STATION EXHAUST:

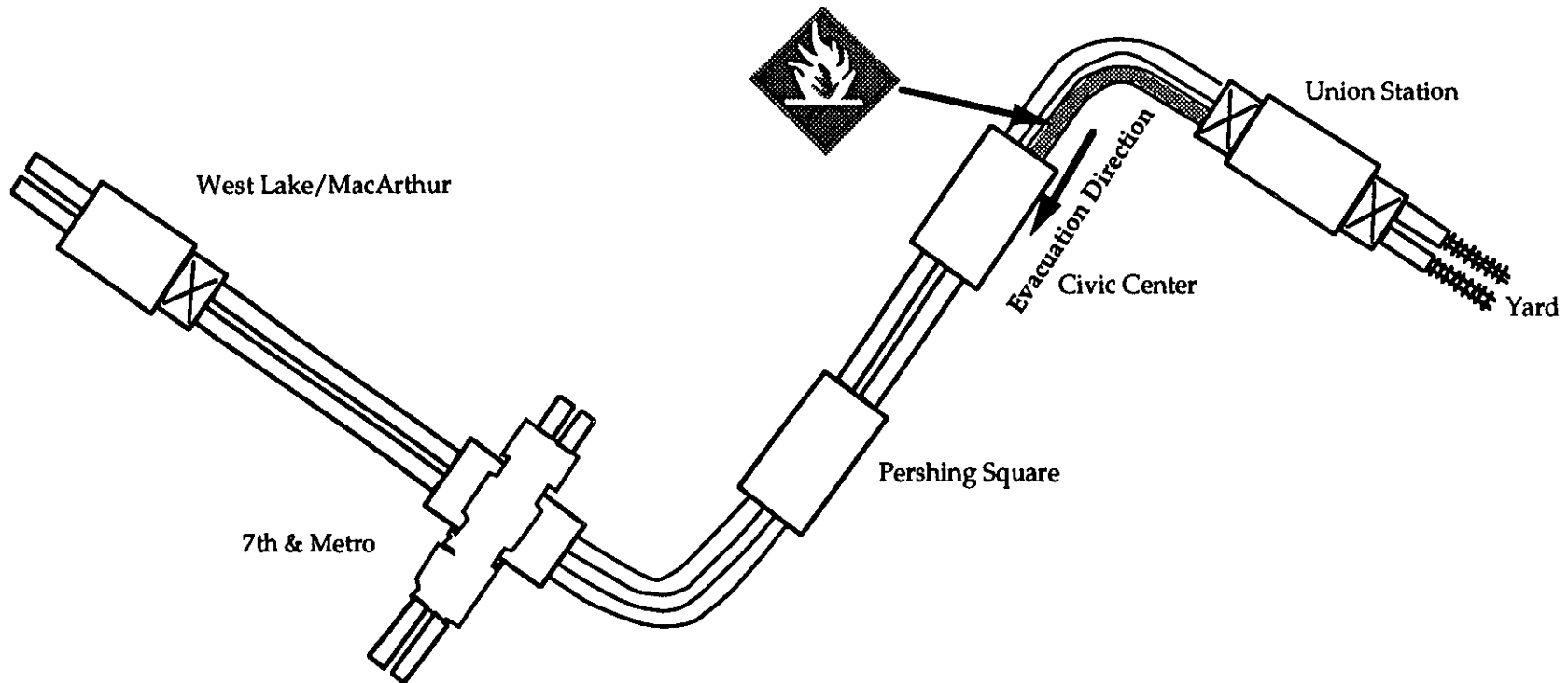
NO ACTION REQUIRED

STATION AIR:

NO ACTION REQUIRED

SCENARIO NUMBER: 9

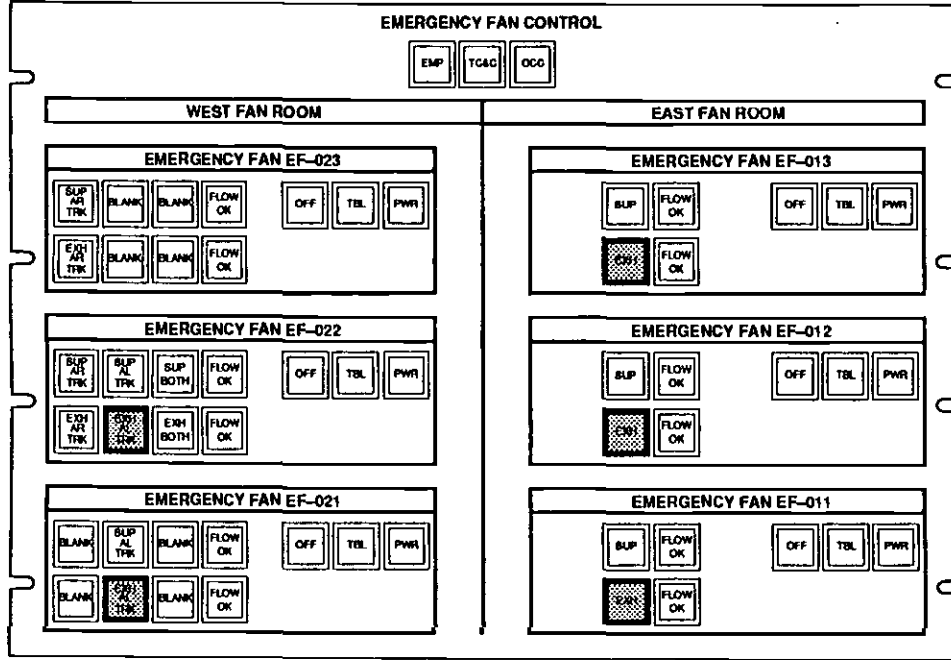
**TRAIN IS DISABLED BETWEEN UNION STATION AND
CIVIC CENTER ON THE AL TRACK AND PASSENGERS
ARE EVACUATING TOWARD THE CIVIC CENTER.**



9. Union/Civic on AL toward Civic			
If train is disabled between Union Station and Civic Center on AR track and passengers are evacuating toward Civic Center, perform the following fan configuration:			
UNION	CIVIC CENTER	PERSHING SQUARE	7TH/METRO CENTER
East Fan Room Emergency Fans: EXHAUST MODE, BOTH TUNNELS	East Fan Room Emergency Fans: SUPPLY MODE, L TRACK ONLY	East Fan Room Emergency Fans: SUPPLY MODE, BOTH TUNNELS	East Fan Room Emergency Fans: SUPPLY MODE, BOTH TUNNELS
West Fan Room Emergency Fans: EXHAUST MODE, L TRACK ONLY	West Fan Room Emergency Fans: SUPPLY MODE, BOTH TUNNELS	West Fan Room Emergency Fans: SUPPLY MODE, BOTH TUNNELS	West Fan Room Emergency Fans: SUPPLY MODE, BOTH TUNNELS
Under Platform Exhaust Fans (UPE): EXHAUST MODE, BOTH TUNNELS	Under Platform Exhaust Fans (UPE): OFF MODE	Under Platform Exhaust Fan (UPE): OFF MODE	Under Platform Exhaust Fans (UPE): OFF MODE
Station Air (SA) Fans: OFF MODE	Station Air (SA) Fans: NO ACTION REQUIRED	Station Air (SA) Fans: NO ACTION REQUIRED	Station Air (SA) Fans: NO ACTION REQUIRED

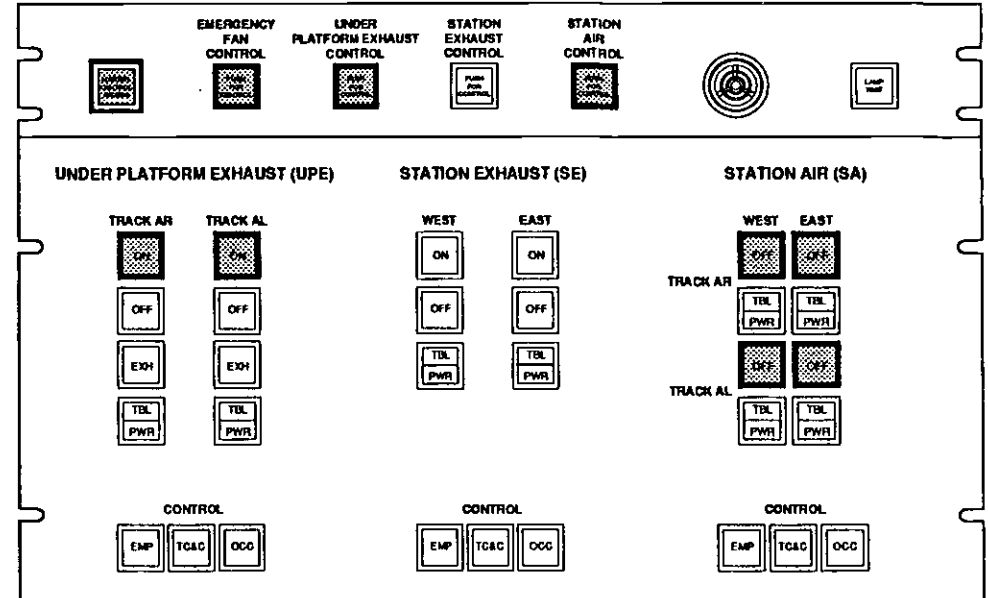
SCENARIO: 9

UNION/CIVIC ON AL TOWARD CIVIC.



WEST FAN ROOM EMERGENCY FANS:
EXHAUST MODE, L TRACK ONLY

EAST FAN ROOM EMERGENCY FANS:
EXHAUST MODE, ALL FANS



UNDER PLATFORM
EXHAUST FANS:
ON MODE,
ALL FANS

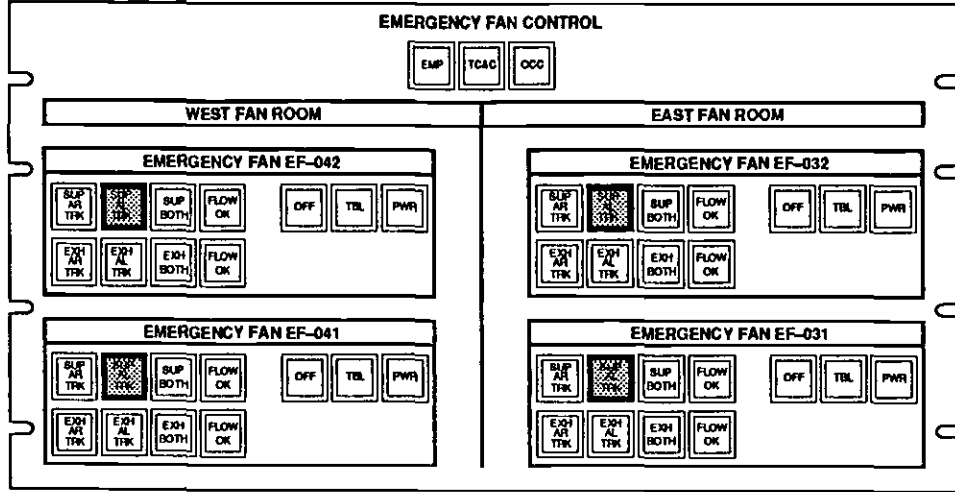
STATION
EXHAUST:
NO ACTION
REQUIRED

STATION
AIR:
OFF MODE

UNION STATION

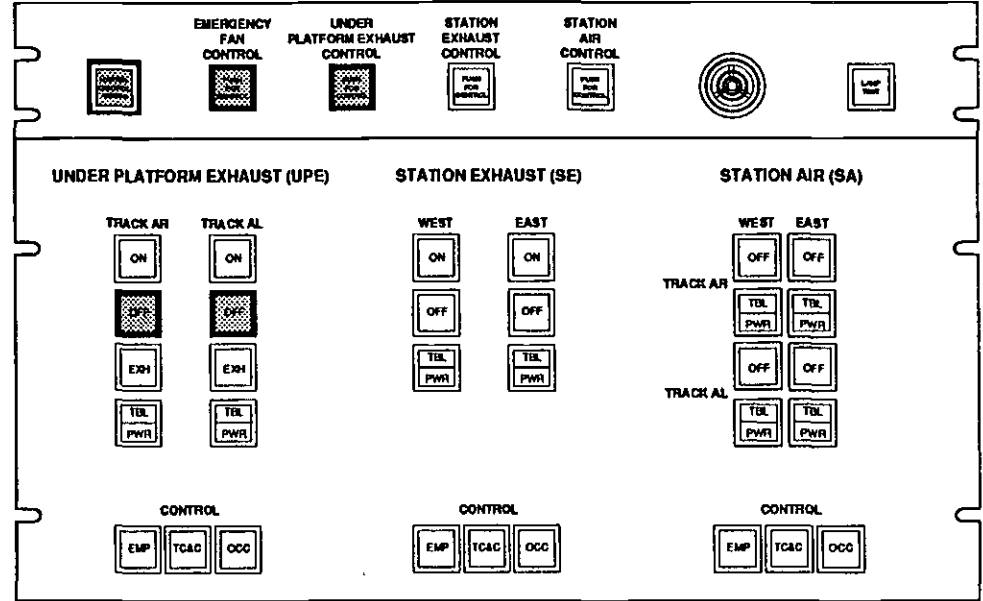
SCENARIO: 9

UNION/CIVIC ON AL TOWARD CIVIC.



WEST FAN ROOM EMERGENCY FANS:
SUPPLY MODE, ALL FANS

EAST FAN ROOM EMERGENCY FANS:
SUPPLY MODE, AL TRACK ONLY



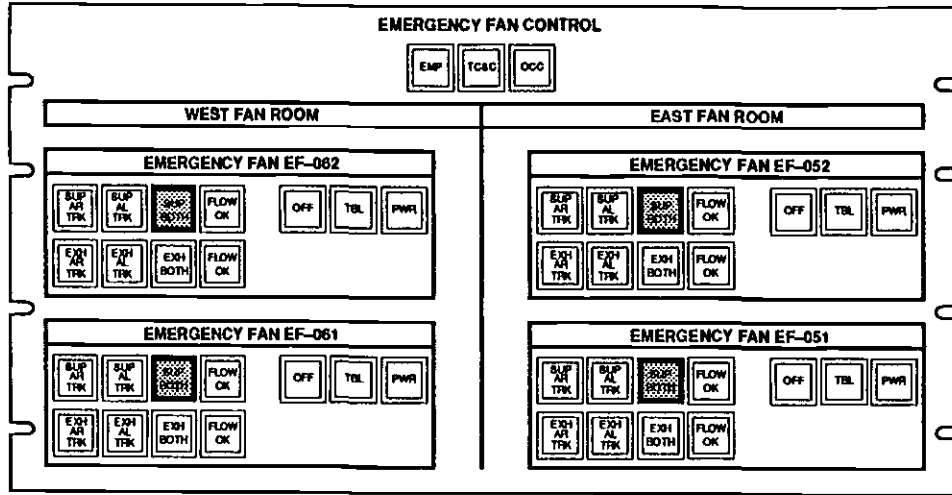
UNDER PLATFORM EXHAUST FANS:
OFF MODE

STATION EXHAUST:
NO ACTION REQUIRED

STATION AIR:
NO ACTION REQUIRED

SCENARIO: 9

UNION/CIVIC ON AL TOWARD CIVIC.

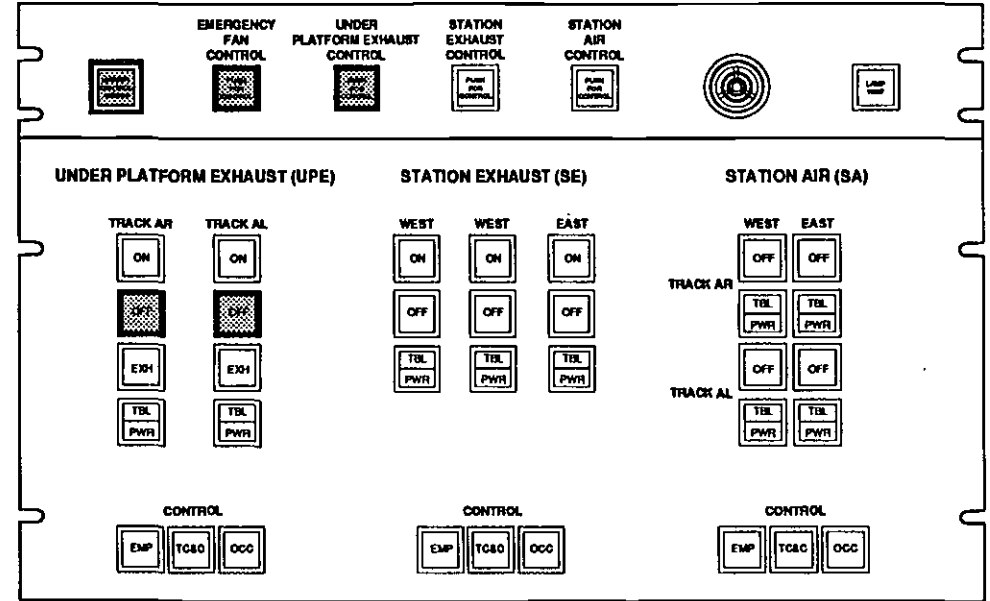


WEST FAN ROOM EMERGENCY FANS:

SUPPLY MODE, ALL FANS

EAST FAN ROOM EMERGENCY FANS:

SUPPLY MODE, ALL FANS



UNDER PLATFORM EXHAUST FANS:

OFF MODE

STATION EXHAUST:

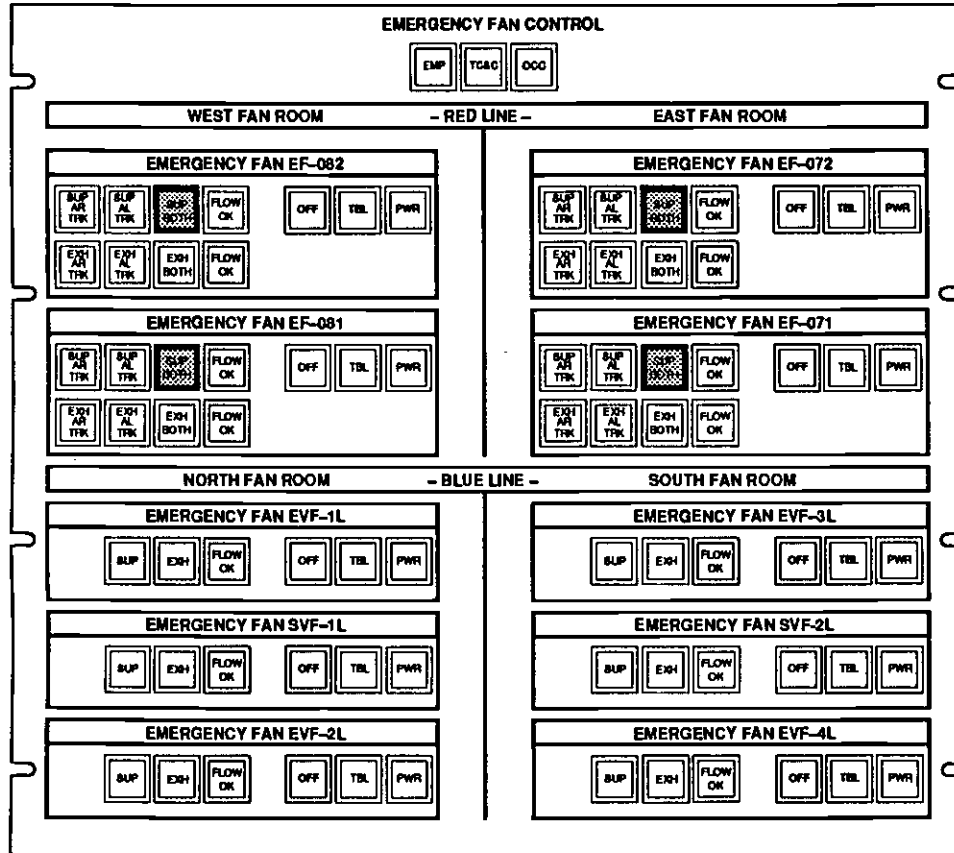
NO ACTION REQUIRED

STATION AIR:

NO ACTION REQUIRED

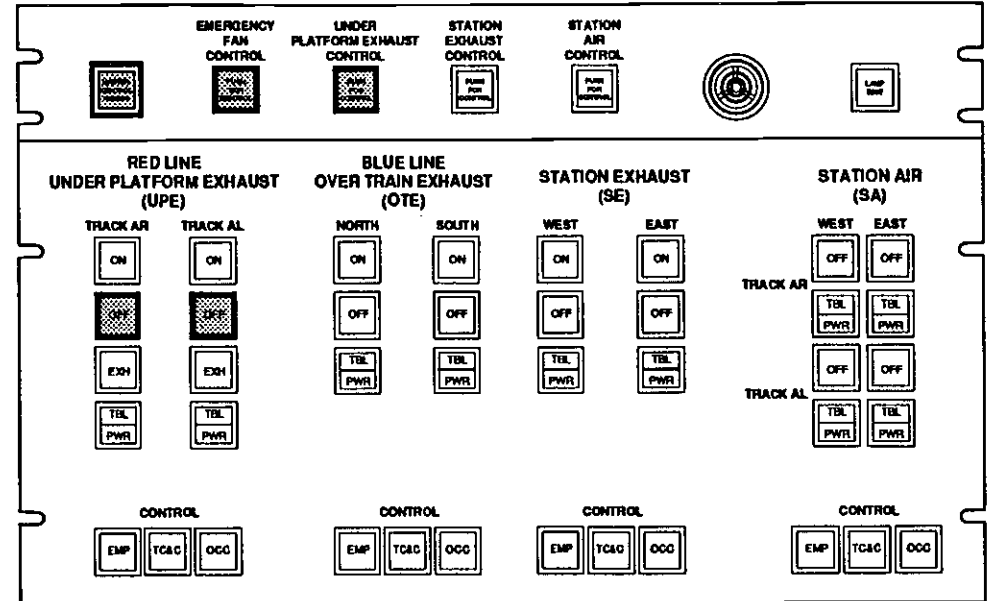
SCENARIO: 9

UNION/CIVIC ON AL TOWARD CIVIC.



WEST FAN ROOM EMERGENCY FANS:
SUPPLY MODE, ALL FANS

EAST FAN ROOM EMERGENCY FANS:
SUPPLY MODE, ALL FANS



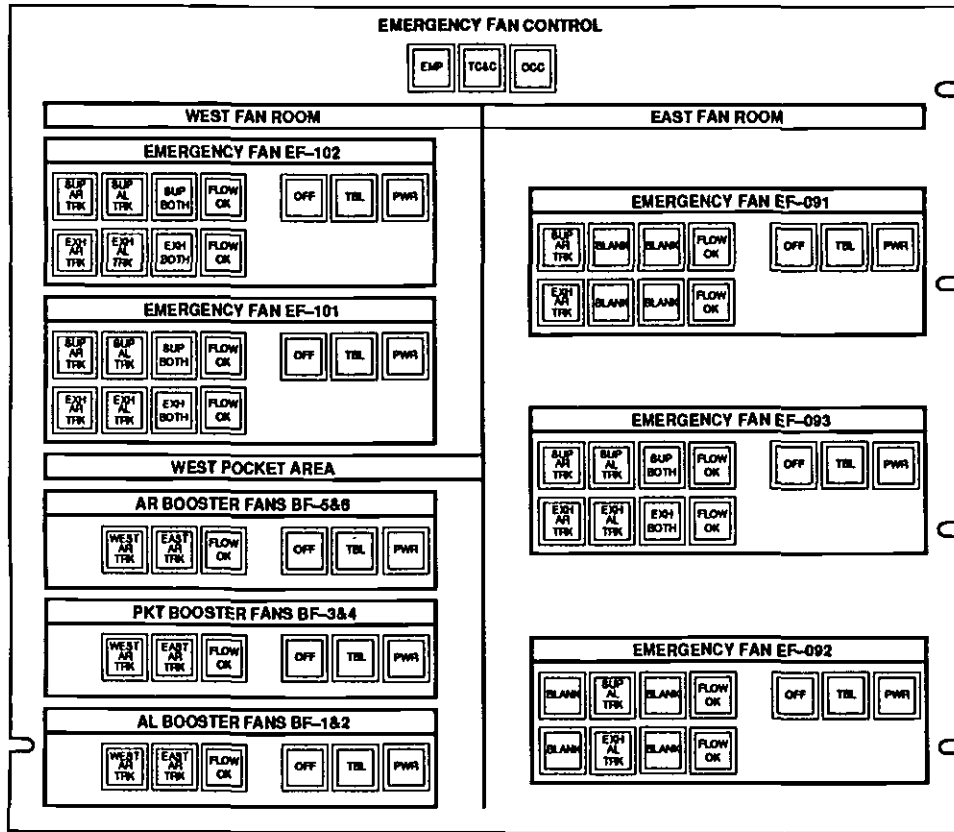
UNDER PLATFORM EXHAUST FANS:
OFF MODE

STATION EXHAUST:
NO ACTION REQUIRED

STATION AIR:
NO ACTION REQUIRED

SCENARIO: 9

UNION/CIVIC ON AL TOWARD CIVIC.

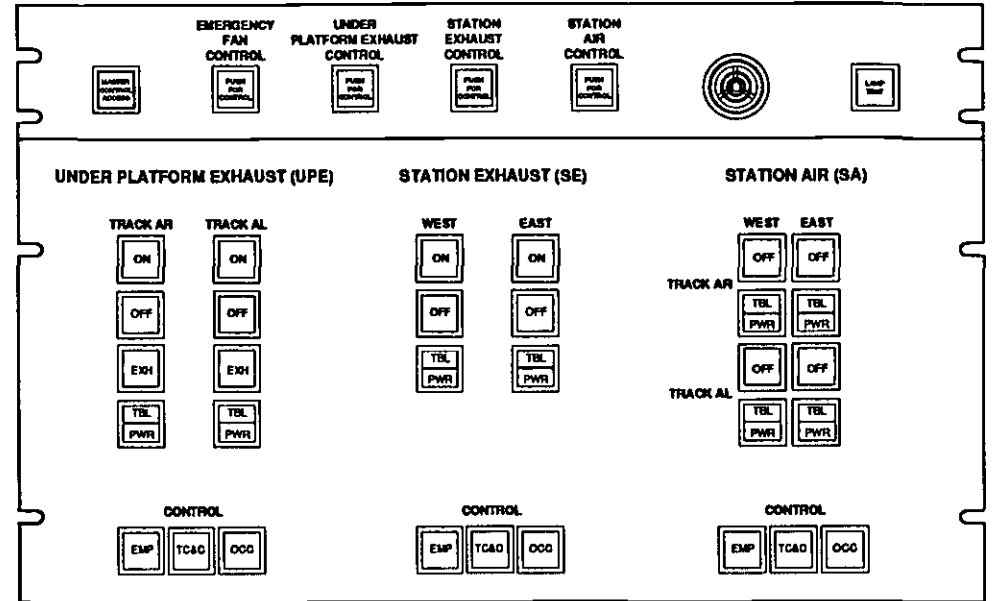


WEST FAN ROOM EMERGENCY FANS:

NO ACTION REQUIRED

EAST FAN ROOM EMERGENCY FANS:

NO ACTION REQUIRED



UNDER PLATFORM EXHAUST FANS:

NO ACTION REQUIRED

STATION EXHAUST:

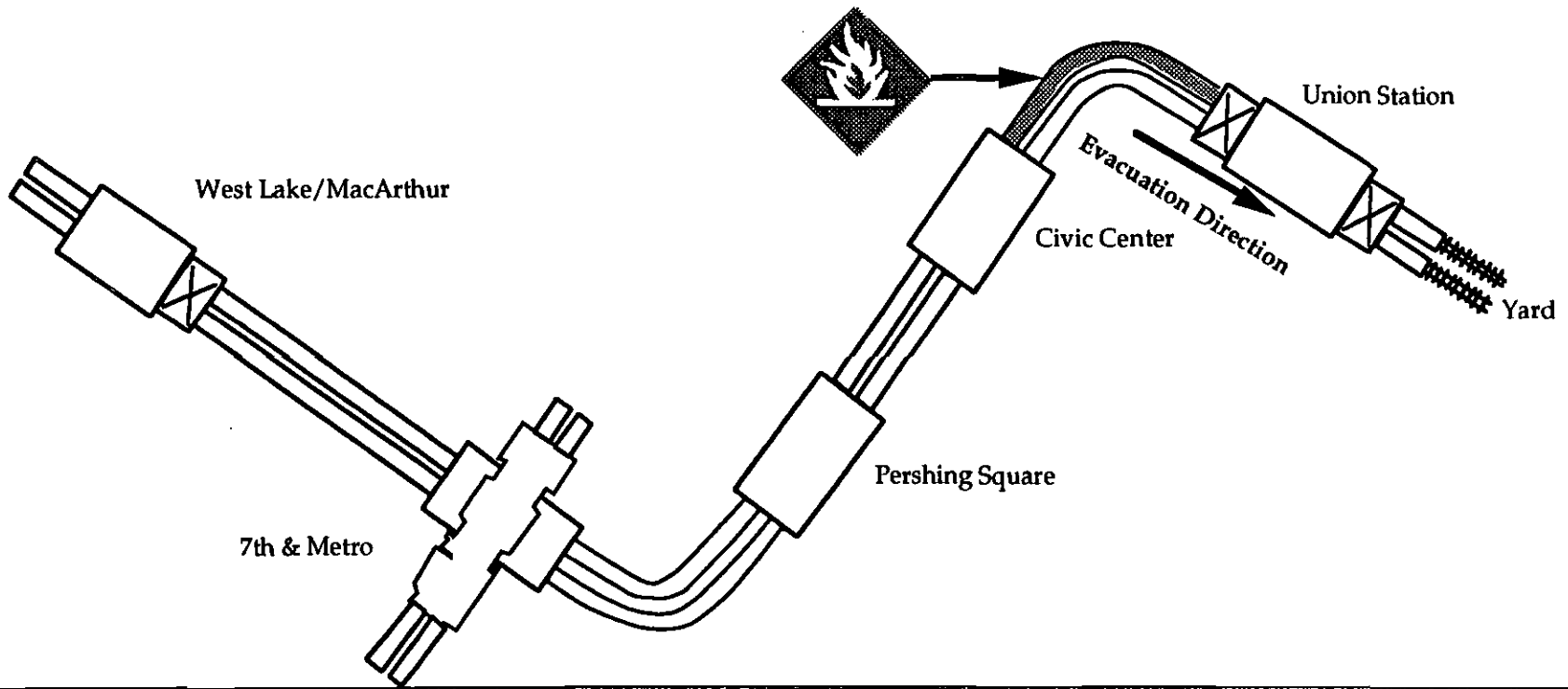
NO ACTION REQUIRED

STATION AIR:

NO ACTION REQUIRED

SCENARIO NUMBER: 10

TRAIN IS DISABLED BETWEEN UNION STATION AND CIVIC CENTER ON THE AR TRACK AND PASSENGERS ARE EVACUATING TOWARD THE UNION STATION.

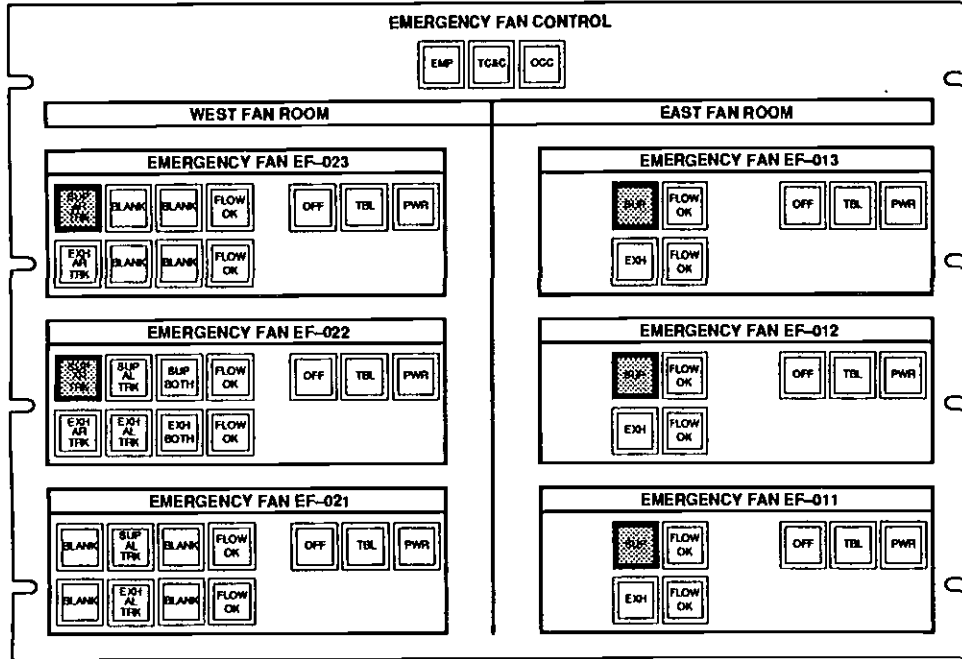


10. Union/Civic on AR toward Union
 If train is disabled between the Union Station and Civic Center on AR track and passengers are evacuating toward Union Station, perform the following fan configuration:

UNION	CIVIC CENTER	PERSHING SQUARE	7TH/METRO CENTER
East Fan Room Emergency Fans: SUPPLY MODE, BOTH TUNNELS	East Fan Room Emergency Fans: EXHAUST MODE, R TRACK ONLY	East Fan Room Emergency Fans: EXHAUST MODE, BOTH TUNNELS	East Fan Room Emergency Fans: EXHAUST MODE, BOTH TUNNELS
West Fan Room Emergency Fans: SUPPLY MODE, R TRACK ONLY	West Fan Room Emergency Fans: EXHAUST MODE, BOTH TUNNELS	West Fan Room Emergency Fans: EXHAUST MODE, BOTH TUNNELS	West Fan Room Emergency Fans: EXHAUST MODE, BOTH TUNNELS
Under Platform Exhaust Fans (UPE): OFF MODE	Under Platform Exhaust Fans (UPE): EXHAUST MODE, BOTH TUNNELS	Under Platform Exhaust Fan (UPE): EXHAUST MODE, BOTH TUNNELS	Under Platform Exhaust Fans (UPE): EXHAUST MODE, BOTH TUNNELS
Station Air (SA) Fans: NO ACTION REQUIRED	Station Air (SA) Fans: EXHAUST MODE, OFF MODE	Station Air (SA) Fans: OFF MODE	Station Air (SA) Fans: OFF MODE

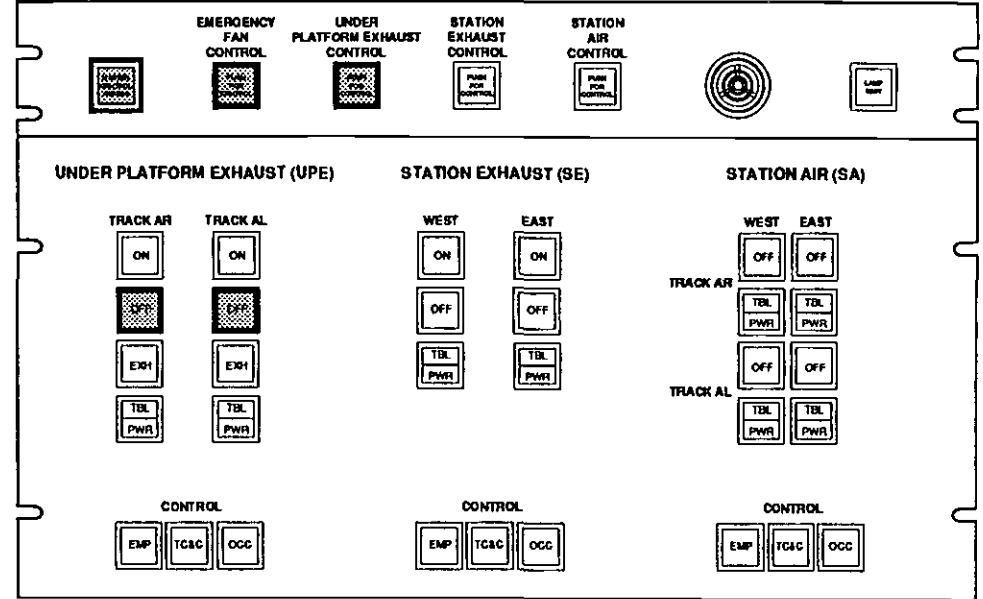
SCENARIO: 10

UNION/CIVIC ON AR TOWARD UNION.



WEST FAN ROOM EMERGENCY FANS:
SUPPLY MODE, R TRACK ONLY

EAST FAN ROOM EMERGENCY FANS:
SUPPLY MODE, ALL FANS



UNDER PLATFORM EXHAUST FANS:
OFF MODE

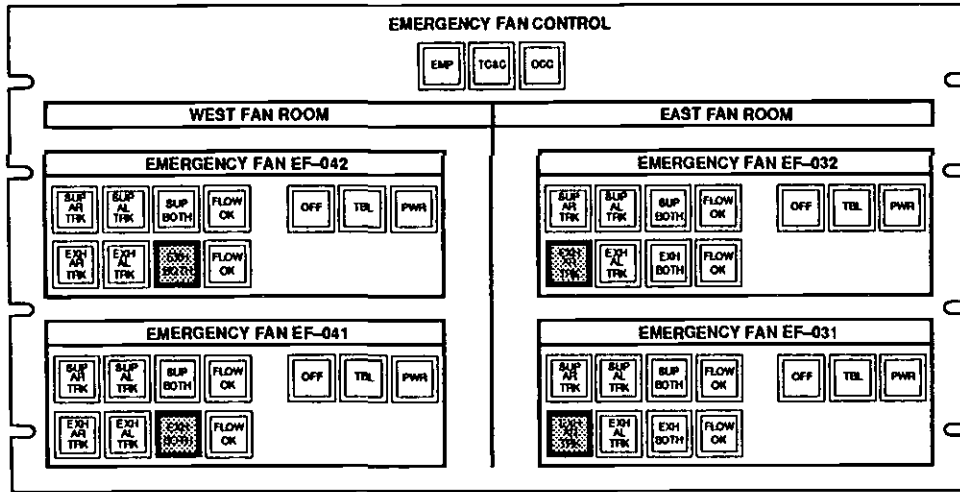
STATION EXHAUST:
NO ACTION REQUIRED

STATION AIR:
NO ACTION REQUIRED

UNION STATION

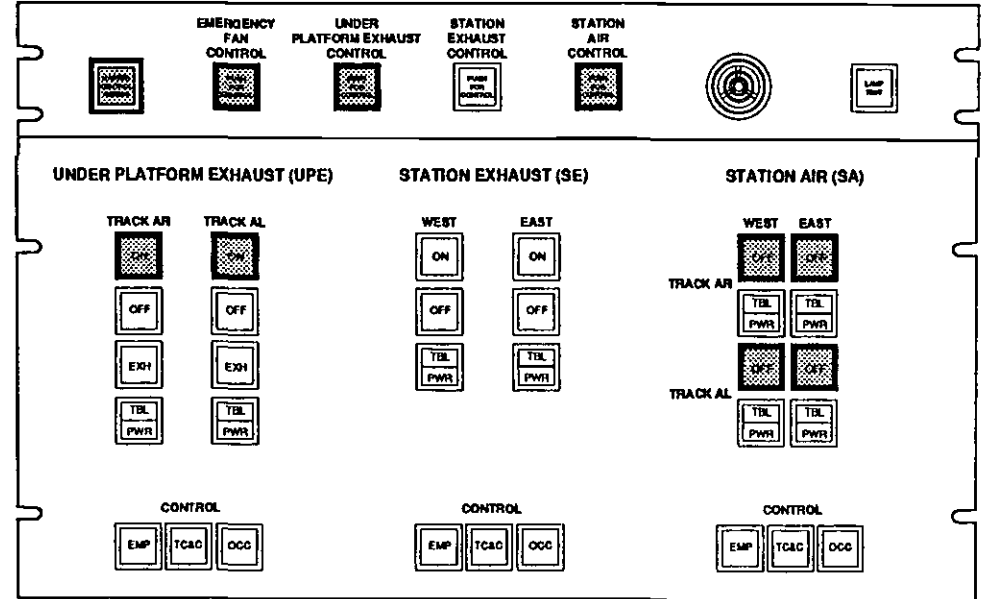
SCENARIO: 10

UNION/CIVIC ON AR TOWARD UNION.



WEST FAN ROOM EMERGENCY FANS:
EXHAUST MODE, ALL FANS

EAST FAN ROOM EMERGENCY FANS:
EXHAUST MODE, AR TRACK ONLY

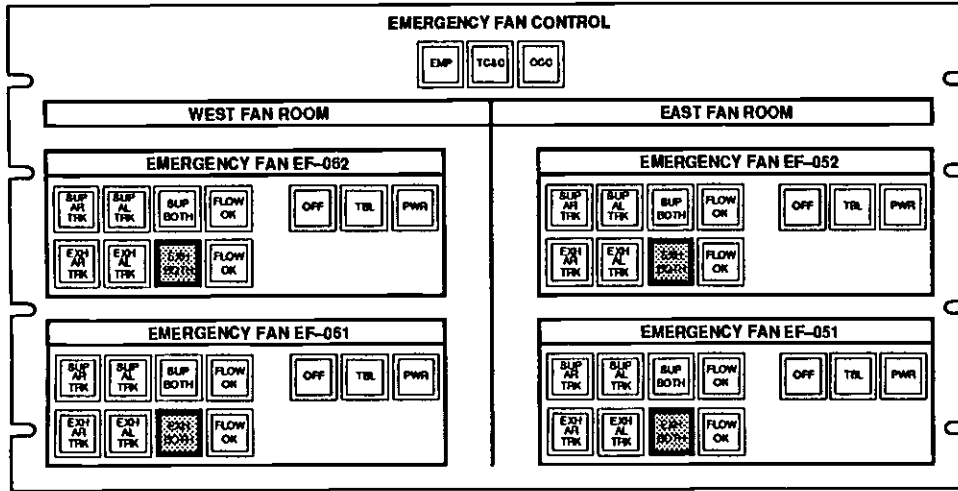


UNDER PLATFORM EXHAUST FANS:
ON MODE, BOTH TRACKS

STATION EXHAUST:
NO ACTION REQUIRED

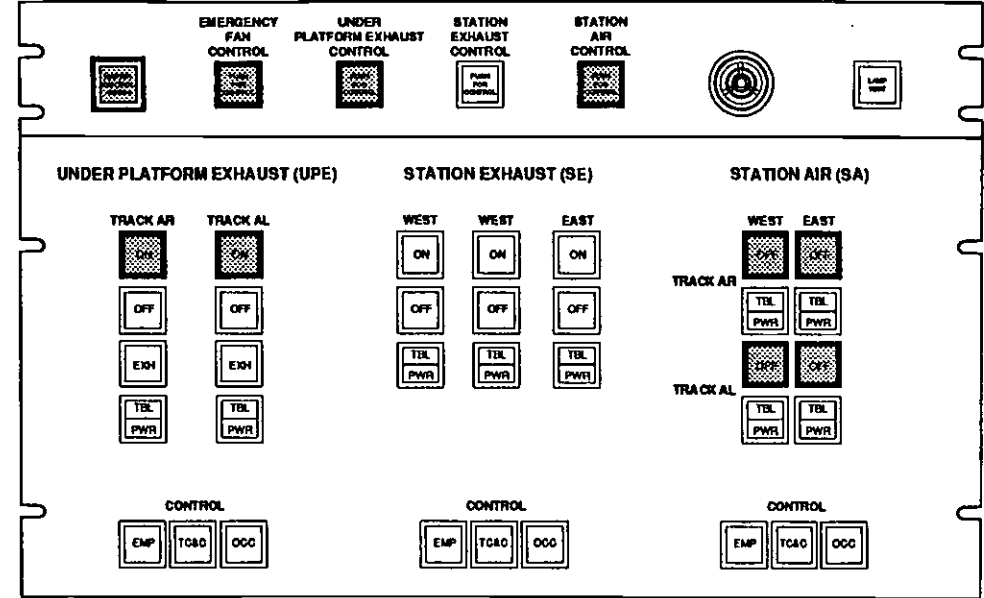
STATION AIR:
OFF MODE

SCENARIO: 10
UNION/CIVIC ON AR TOWARD UNION.



WEST FAN ROOM EMERGENCY FANS:
EXHAUST MODE, ALL FANS

EAST FAN ROOM EMERGENCY FANS:
EXHAUST MODE, ALL FANS



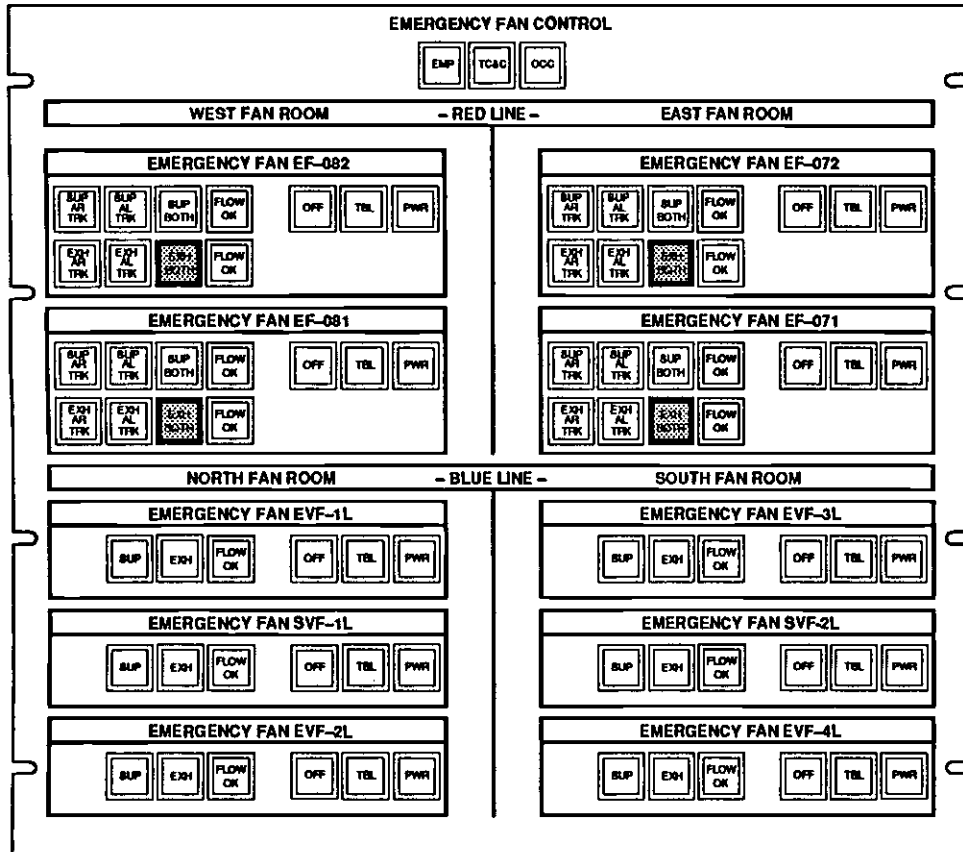
UNDER PLATFORM EXHAUST FANS:
ON MODE, BOTH TRACKS

STATION EXHAUST:
NO ACTION REQUIRED

STATION AIR:
OFF MODE

SCENARIO: 10

UNION/CIVIC ON AR TOWARD UNION.

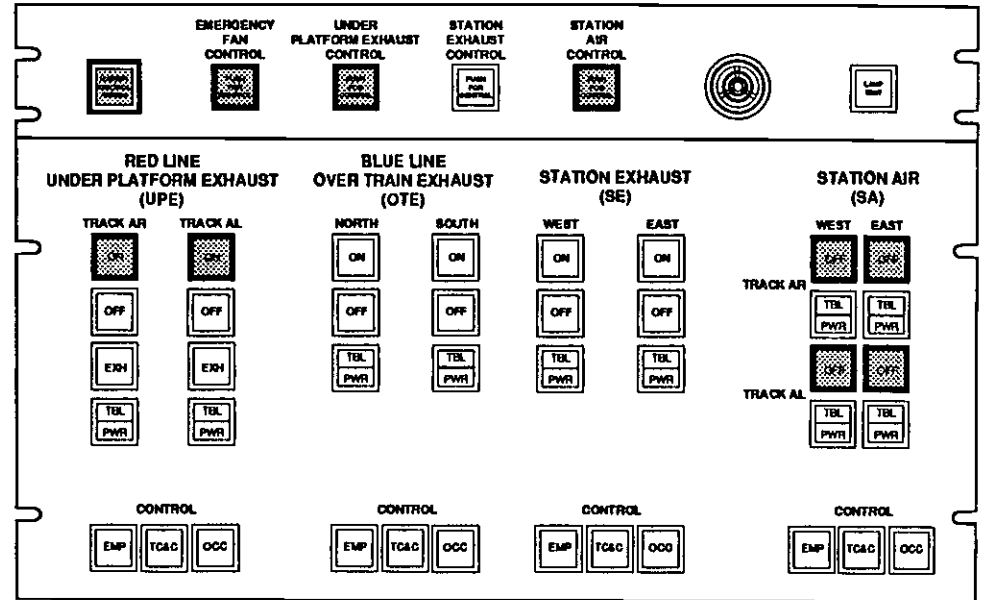


WEST FAN ROOM EMERGENCY FANS:

EXHAUST MODE, ALL FANS

EAST FAN ROOM EMERGENCY FANS:

EXHAUST MODE, ALL FANS



UNDER PLATFORM EXHAUST FANS:

ON MODE, ALL FANS

STATION EXHAUST:

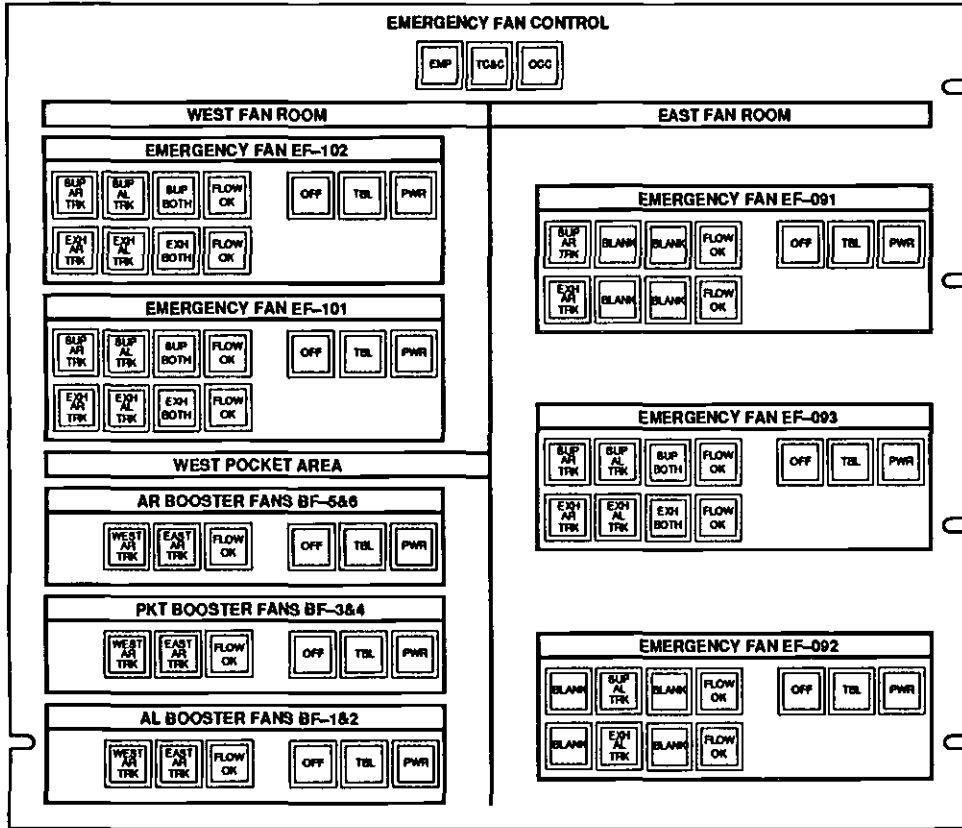
NO ACTION REQUIRED

STATION AIR:

OFF MODE

SCENARIO: 10

UNION/CIVIC ON AR TOWARD UNION.

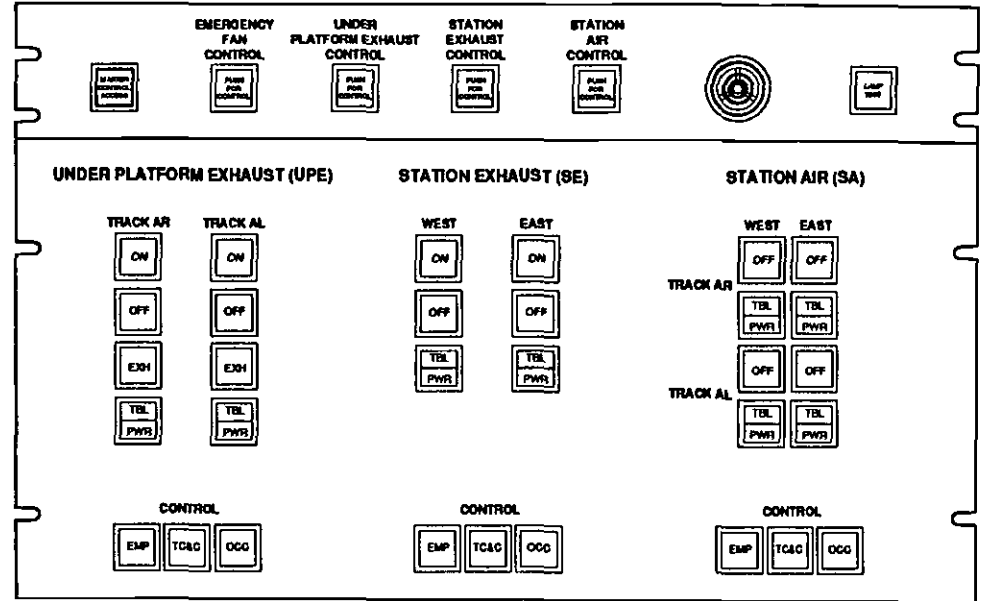


WEST FAN ROOM EMERGENCY FANS:

NO ACTION REQUIRED

EAST FAN ROOM EMERGENCY FANS:

NO ACTION REQUIRED



UNDER PLATFORM EXHAUST FANS:

NO ACTION REQUIRED

STATION EXHAUST:

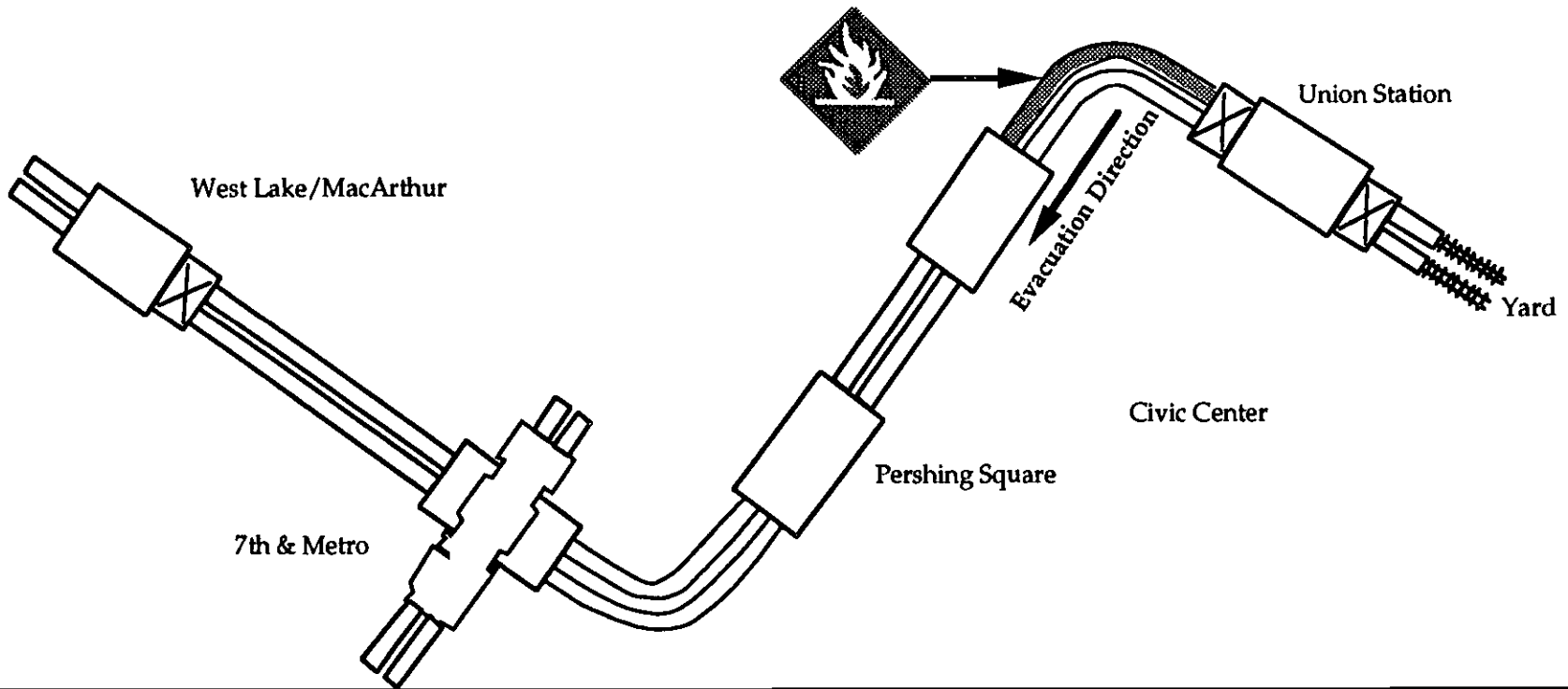
NO ACTION REQUIRED

STATION AIR:

NO ACTION REQUIRED

SCENARIO NUMBER: 11

**TRAIN IS DISABLED BETWEEN UNION STATION AND
CIVIC CENTER ON THE AR TRACK AND PASSENGERS
ARE EVACUATING TOWARD THE CIVIC CENTER.**

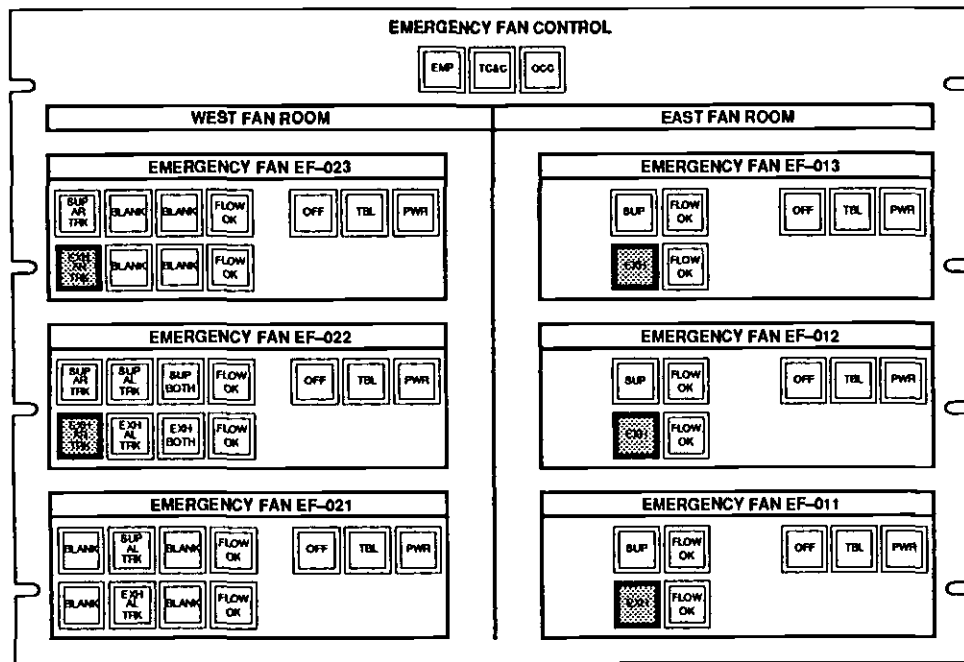


11. Union/Civic on AR toward Civic
 If train is disabled between Union Station and Civic Center on AR track and passengers are evacuating toward Civic Center, perform the following fan configuration:

UNION	CIVIC CENTER	PERSHING SQUARE	7TH/METRO CENTER
East Fan Room Emergency Fans: EXHAUST MODE, BOTH TUNNELS	East Fan Room Emergency Fans: SUPPLY MODE, R TRACK ONLY	East Fan Room Emergency Fans: SUPPLY MODE, BOTH TUNNELS	East Fan Room Emergency Fans: SUPPLY MODE, BOTH TUNNELS
West Fan Room Emergency Fans: EXHAUST MODE, R TRACK ONLY	West Fan Room Emergency Fans: SUPPLY MODE, BOTH TUNNELS	West Fan Room Emergency Fans: SUPPLY MODE, BOTH TUNNELS	West Fan Room Emergency Fans: SUPPLY MODE, BOTH TUNNELS
Under Platform Exhaust Fans (UPE): EXHAUST MODE, BOTH TUNNELS	Under Platform Exhaust Fans (UPE): OFF MODE	Under Platform Exhaust Fan (UPE): SUPPLY MODE, OFF MODE	Under Platform Exhaust Fans (UPE): SUPPLY MODE, OFF MODE
Station Air (SA) Fans: OFF MODE	Station Air (SA) Fans: NO ACTION REQUIRED	Station Air (SA) Fans: NO ACTION REQUIRED	Station Air (SA) Fans: NO ACTION REQUIRED

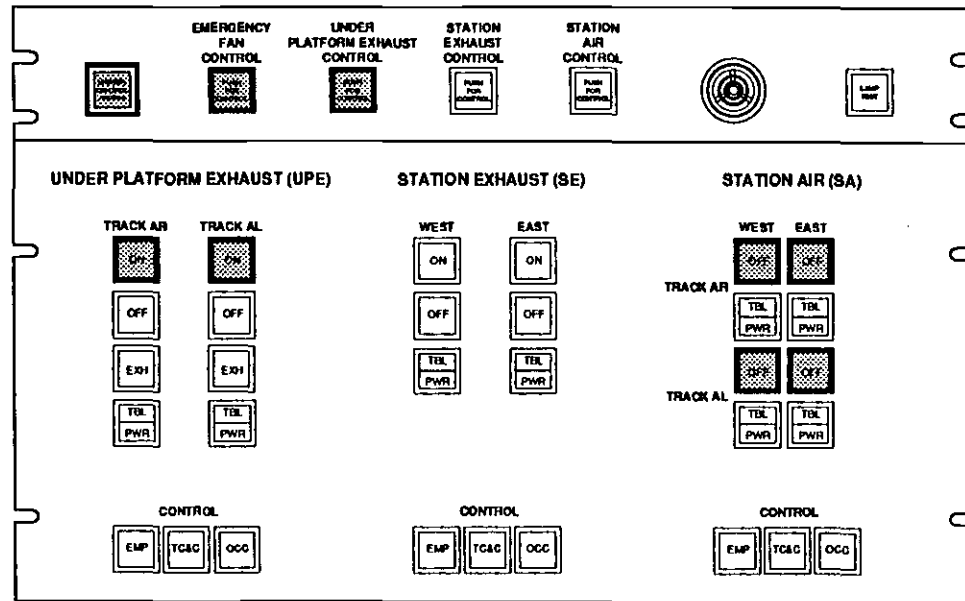
SCENARIO: 11

UNION/CIVIC ON AR TOWARD CIVIC.



WEST FAN ROOM EMERGENCY FANS:
EXHAUST MODE, R TRACK ONLY

EAST FAN ROOM EMERGENCY FANS:
EXHAUST MODE, ALL FANS



UNDER PLATFORM EXHAUST FANS:

ON MODE,
ALL FANS

STATION EXHAUST:

NO ACTION
REQUIRED

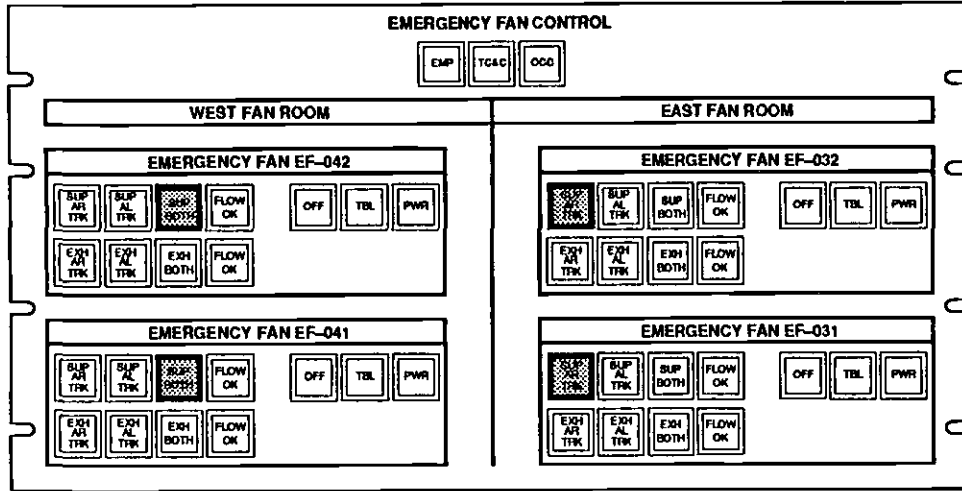
STATION AIR:

OFF MODE

UNION STATION

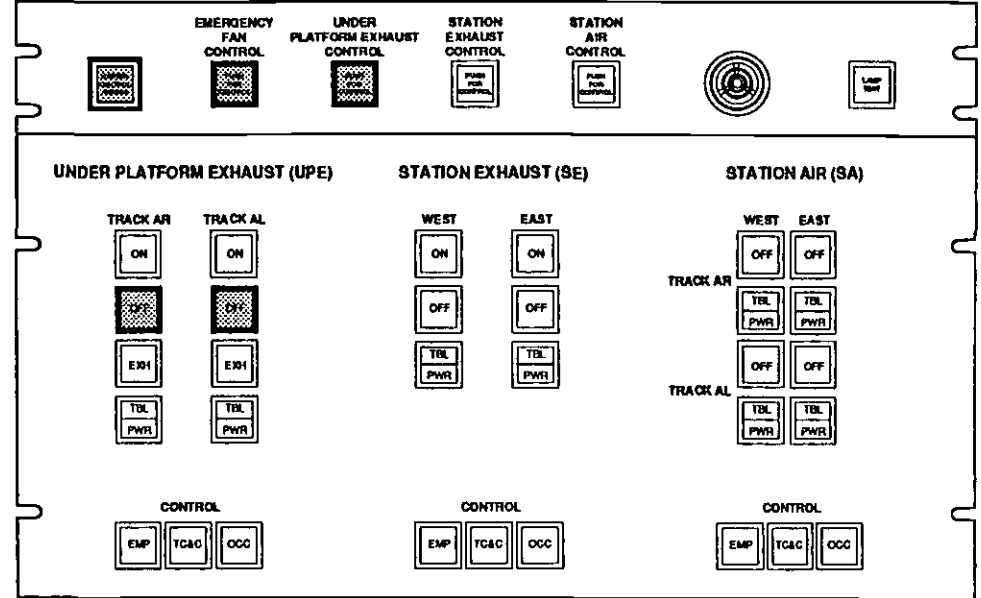
SCENARIO: 11

UNION/CIVIC ON AR TOWARD CIVIC.



WEST FAN ROOM EMERGENCY FANS:
SUPPLY MODE, ALL FANS

EAST FAN ROOM EMERGENCY FANS:
SUPPLY MODE, AR TRACK ONLY

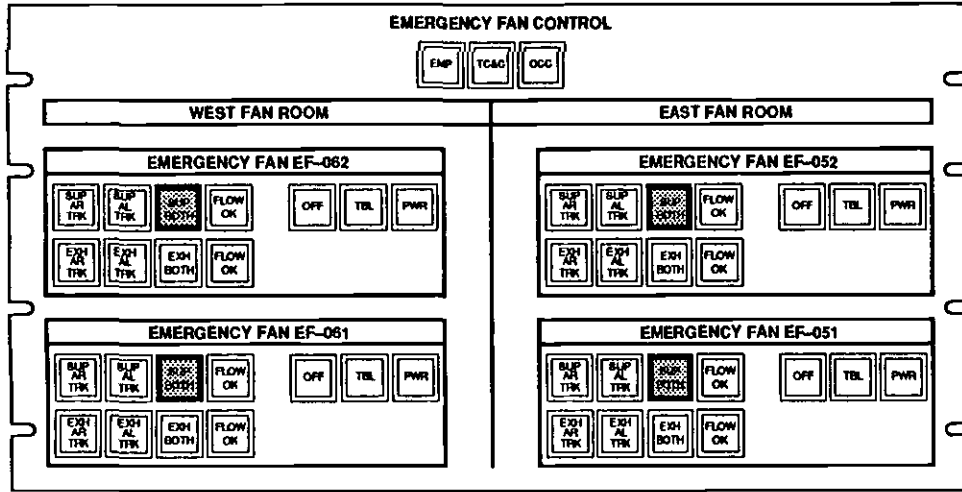


UNDER PLATFORM EXHAUST FANS:
OFF MODE

STATION EXHAUST:
NO ACTION REQUIRED

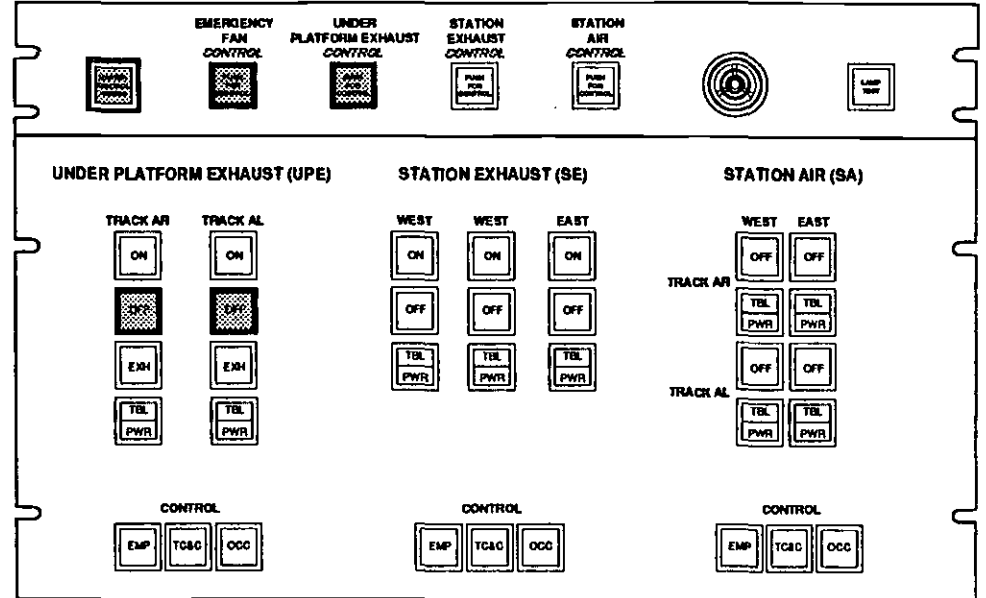
STATION AIR:
NO ACTION REQUIRED

SCENARIO: 11
UNION/CIVIC ON AR TOWARD CIVIC.



WEST FAN ROOM EMERGENCY FANS:
SUPPLY MODE, ALL FANS

EAST FAN ROOM EMERGENCY FANS:
SUPPLY MODE, ALL FANS



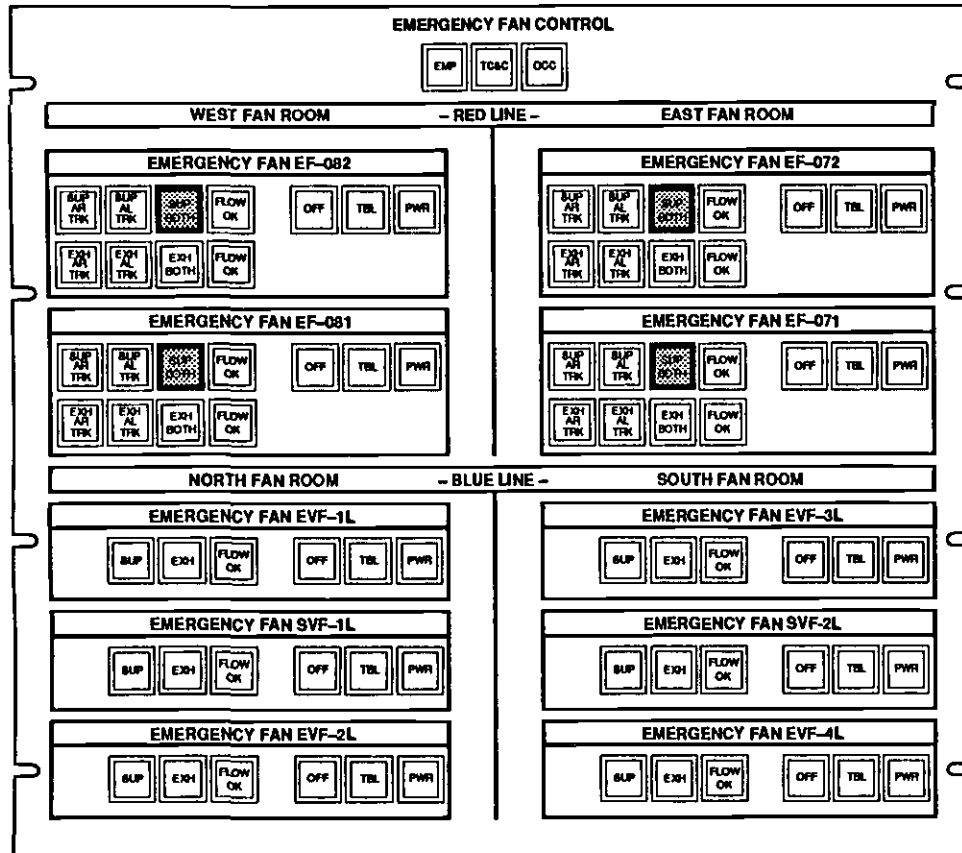
UNDER PLATFORM EXHAUST FANS:
OFF MODE

STATION EXHAUST:
NO ACTION REQUIRED

STATION AIR:
NO ACTION REQUIRED

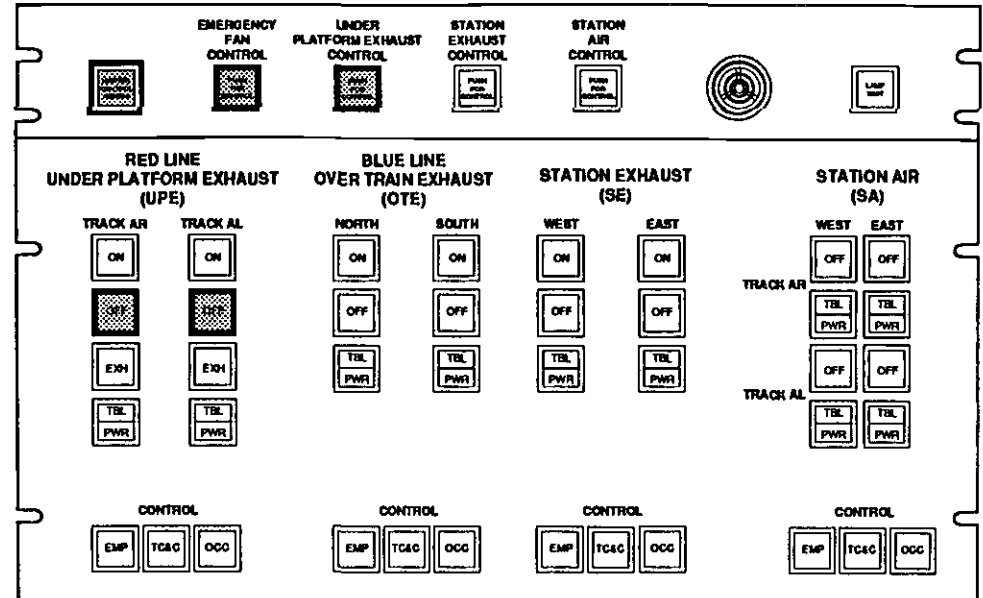
SCENARIO: 11

UNION/CIVIC ON AR TOWARD CIVIC.



WEST FAN ROOM EMERGENCY FANS:
SUPPLY MODE, ALL FANS

EAST FAN ROOM EMERGENCY FANS:
SUPPLY MODE, ALL FANS



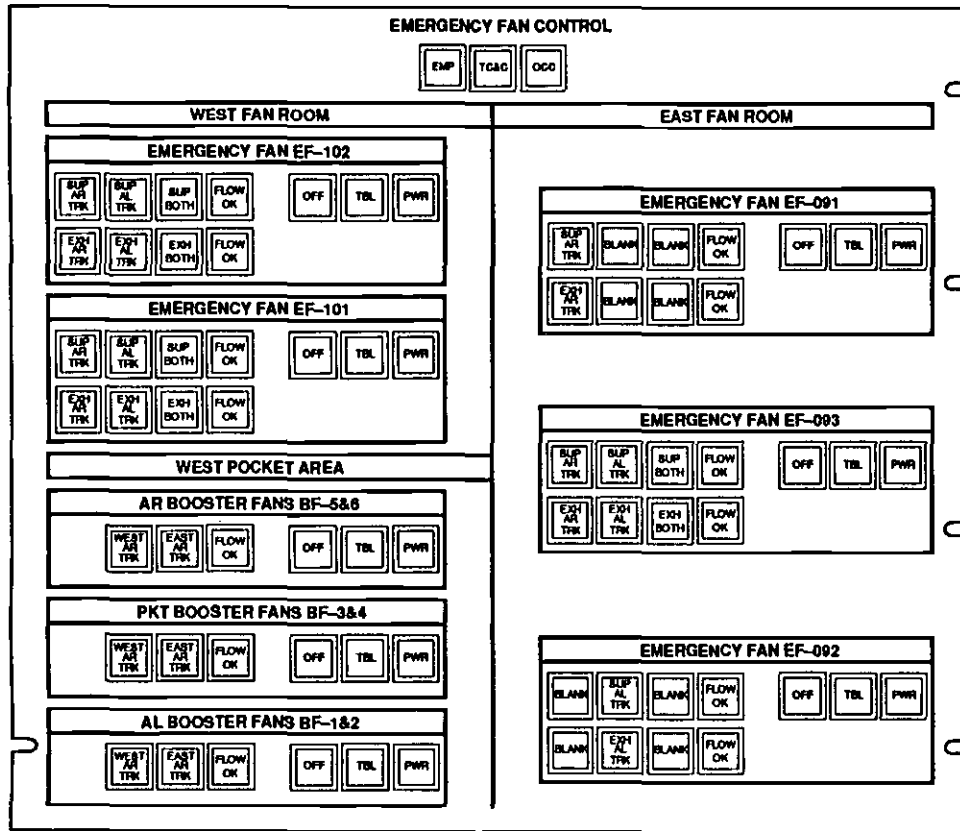
UNDER PLATFORM
 EXHAUST FANS:
OFF MODE

STATION
 EXHAUST:
**NO ACTION
 REQUIRED**

STATION
 AIR:
**NO ACTION
 REQUIRED**

SCENARIO: 11

UNION/CIVIC ON AR TOWARD CIVIC.

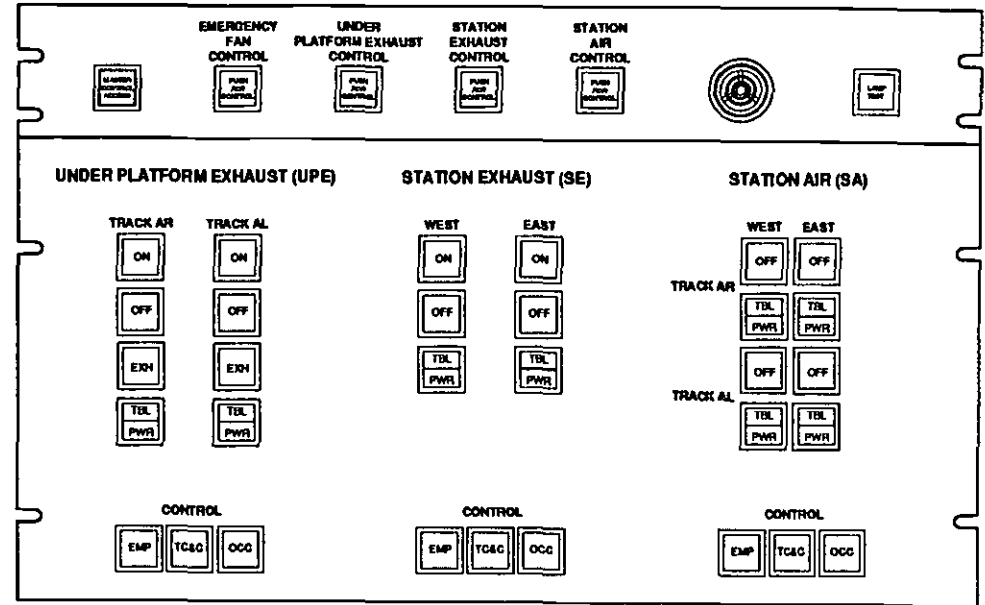


WEST FAN ROOM EMERGENCY FANS:

NO ACTION REQUIRED

EAST FAN ROOM EMERGENCY FANS:

NO ACTION REQUIRED



UNDER PLATFORM EXHAUST FANS:

NO ACTION REQUIRED

STATION EXHAUST:

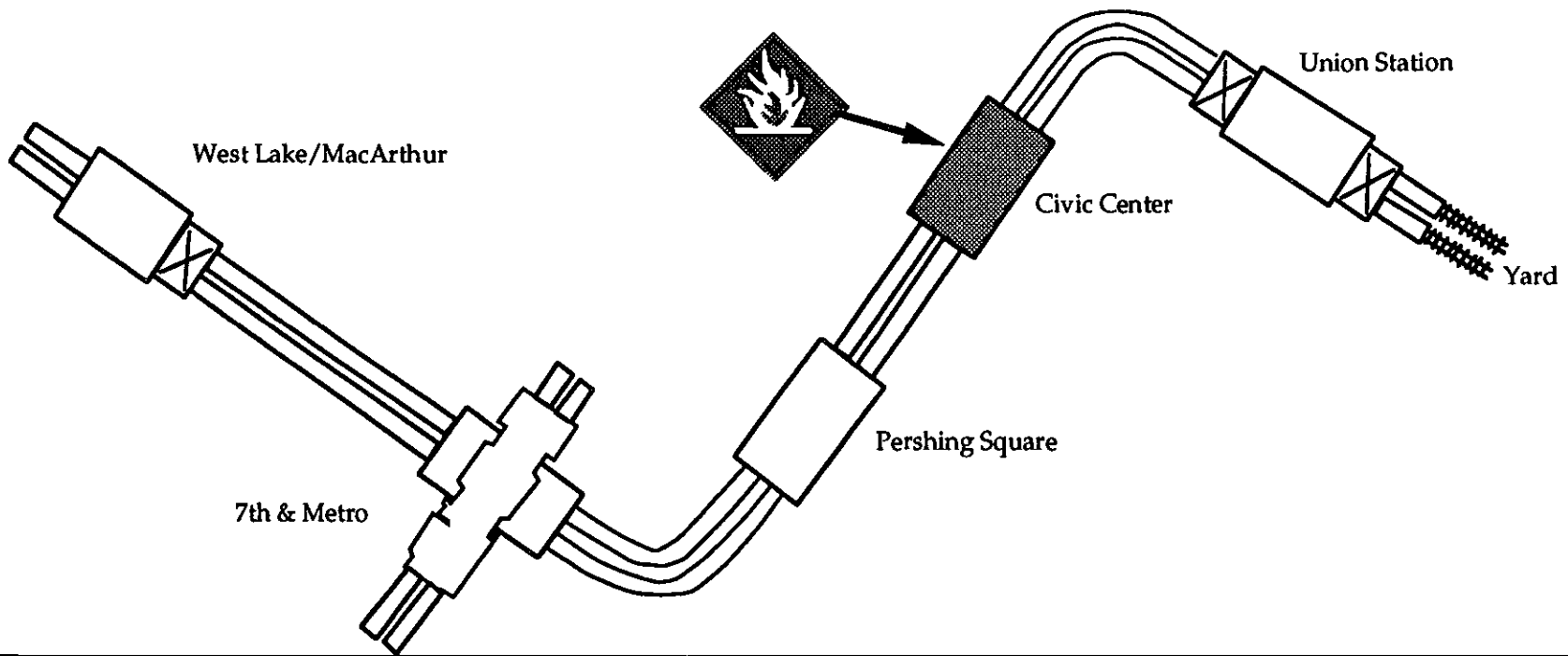
NO ACTION REQUIRED

STATION AIR:

NO ACTION REQUIRED

SCENARIO NUMBER: 12

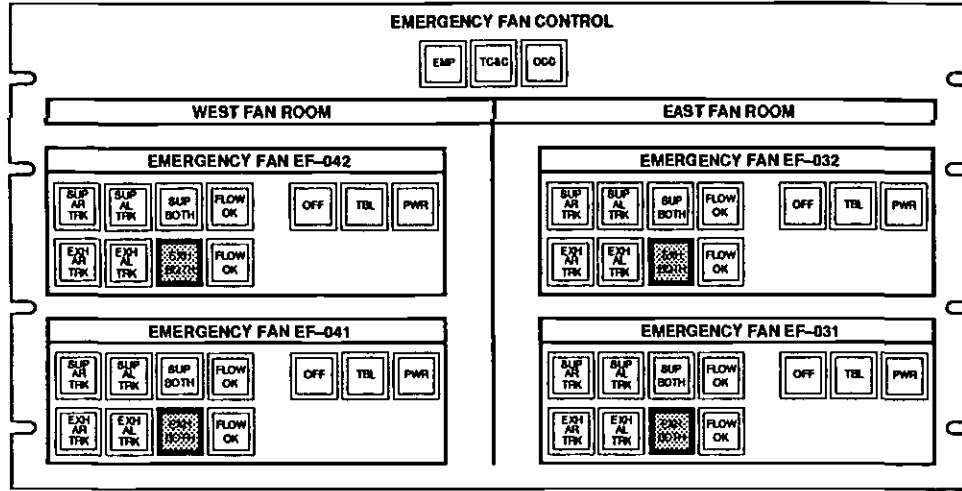
**TRAIN IS DISABLED AT CIVIC CENTER ON THE AR/AL
TRACK AND PASSENGERS ARE EVACUATING TOWARD
THE STATION EXITS.**



12. Civic Center on AR or AL toward station exits If train is disabled at Civic Center on either AR or AL track and passengers are evacuating toward station exits, perform the following fan configuration:			
UNION	CIVIC CENTER	PERSHING SQUARE	7TH/METRO CENTER
NO ACTION REQUIRED	East Fan Room Emergency Fans: EXHAUST MODE, BOTH TUNNELS West Fan Room Emergency Fans: EXHAUST MODE, BOTH TUNNELS Under Platform Exhaust Fans (UPE): EXHAUST MODE, BOTH TUNNELS Station Air (SA) Fans: OFF MODE	NO ACTION REQUIRED	NO ACTION REQUIRED

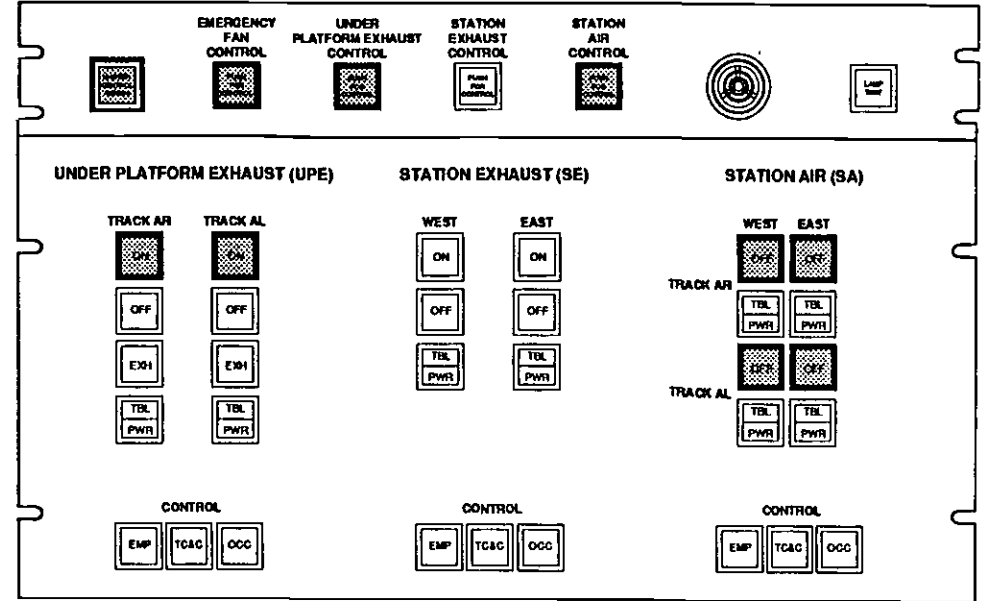
SCENARIO: 12

CIVIC CENTER ON AR/AL TOWARD STATION EXITS



WEST FAN ROOM EMERGENCY FANS:
EXHAUST MODE, ALL FANS

EAST FAN ROOM EMERGENCY FANS:
EXHAUST MODE, ALL FANS



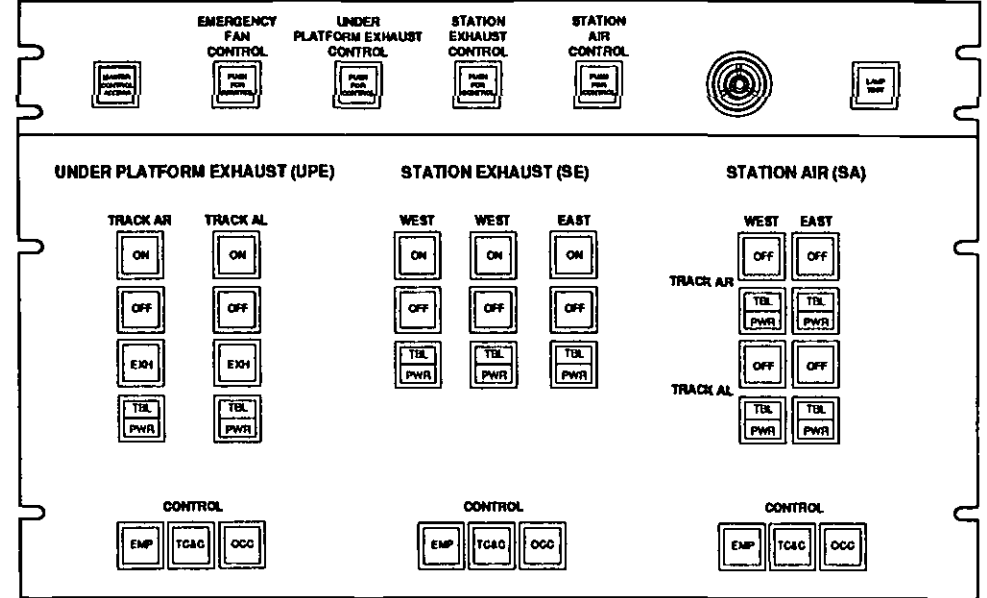
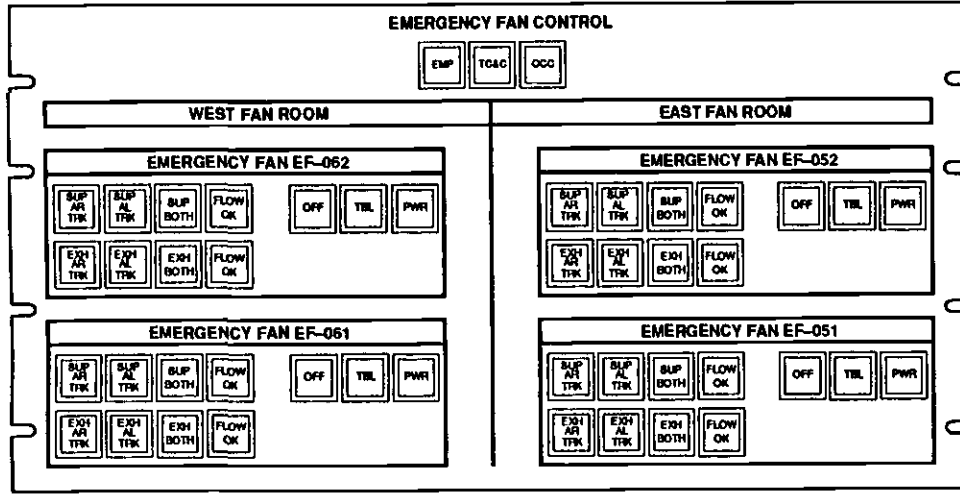
UNDER PLATFORM EXHAUST FANS:
ON MODE, ALL FANS

STATION EXHAUST:
NO ACTION REQUIRED

STATION AIR:
OFF MODE

SCENARIO: 12

CIVIC CENTER ON AR/AL TOWARD STATION EXITS



WEST FAN ROOM EMERGENCY FANS:
NO ACTION REQUIRED

EAST FAN ROOM EMERGENCY FANS:
NO ACTION REQUIRED

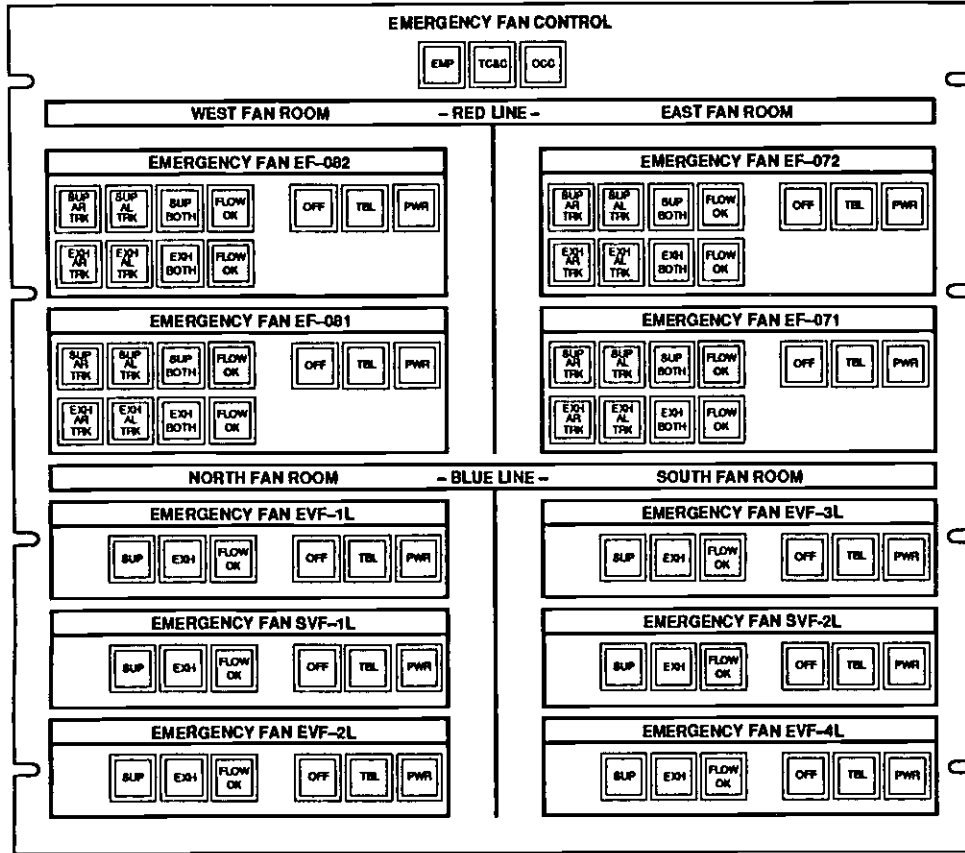
UNDER PLATFORM EXHAUST FANS:
NO ACTION REQUIRED

STATION EXHAUST:
NO ACTION REQUIRED

STATION AIR:
NO ACTION REQUIRED

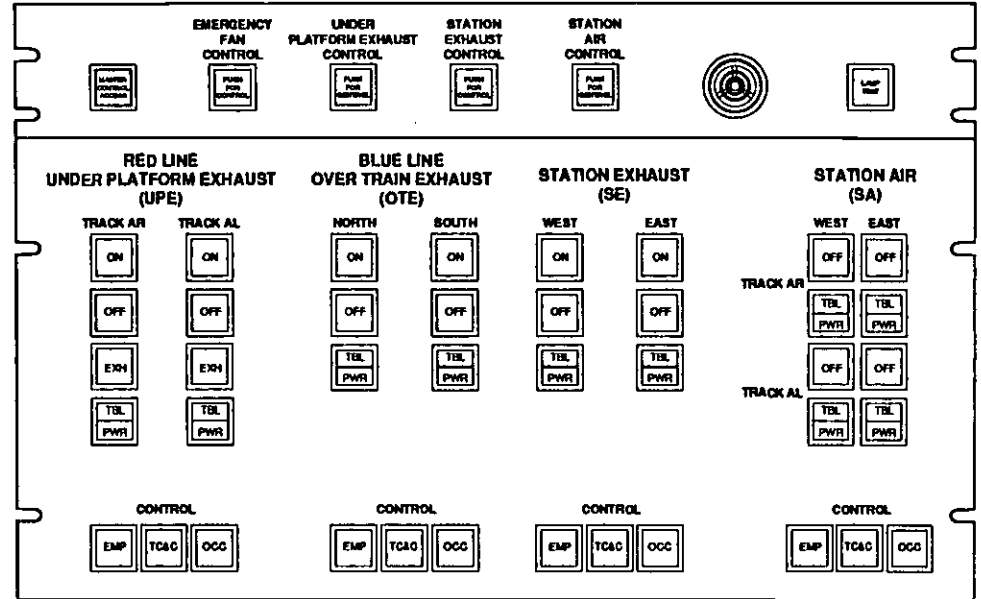
SCENARIO: 12

CIVIC CENTER ON AR/AL TOWARD STATION EXIT.



WEST FAN ROOM EMERGENCY FANS:
NO ACTION REQUIRED

EAST FAN ROOM EMERGENCY FANS:
NO ACTION REQUIRED



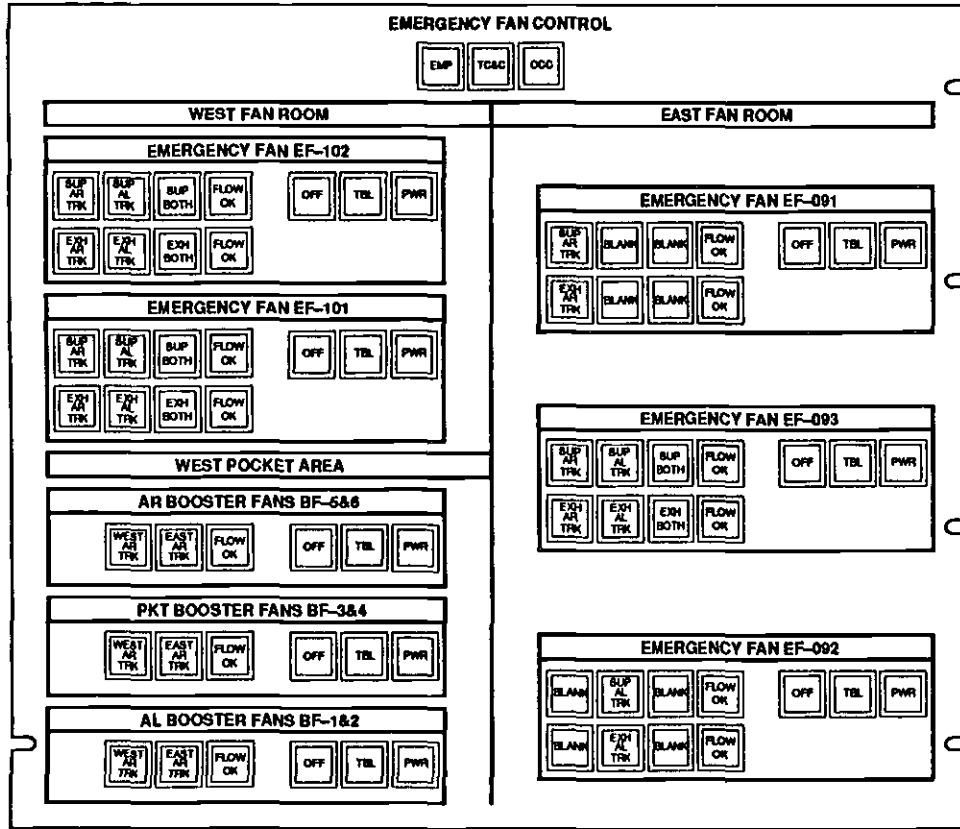
UNDER PLATFORM EXHAUST FANS:
NO ACTION REQUIRED

STATION EXHAUST:
NO ACTION REQUIRED

STATION AIR:
NO ACTION REQUIRED

SCENARIO: 12

CIVIC ON AR/AL TOWARD STATION EXIT.

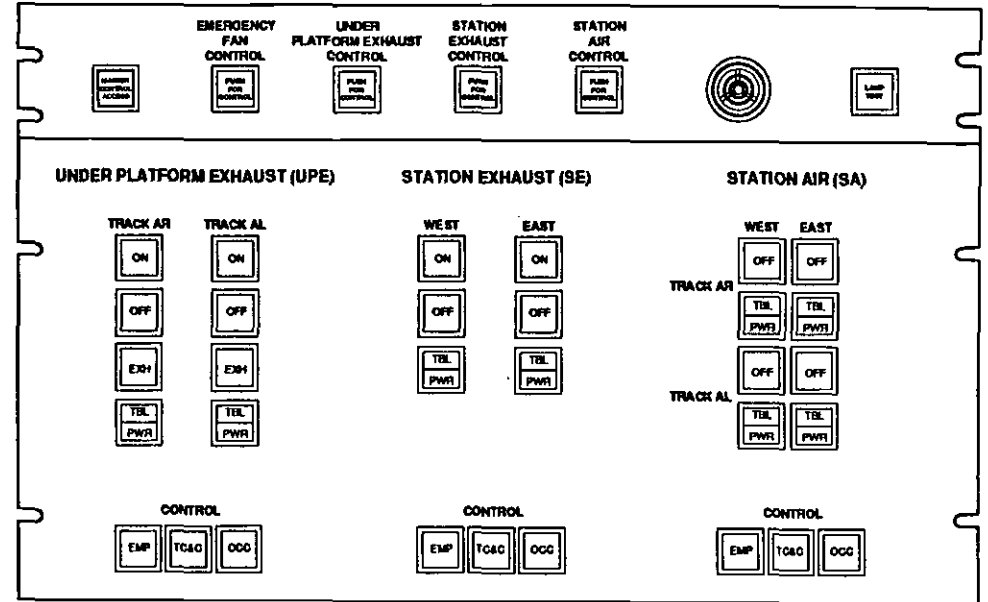


WEST FAN ROOM EMERGENCY FANS:

NO ACTION REQUIRED

EAST FAN ROOM EMERGENCY FANS:

NO ACTION REQUIRED



UNDER PLATFORM EXHAUST FANS:

NO ACTION REQUIRED

STATION EXHAUST:

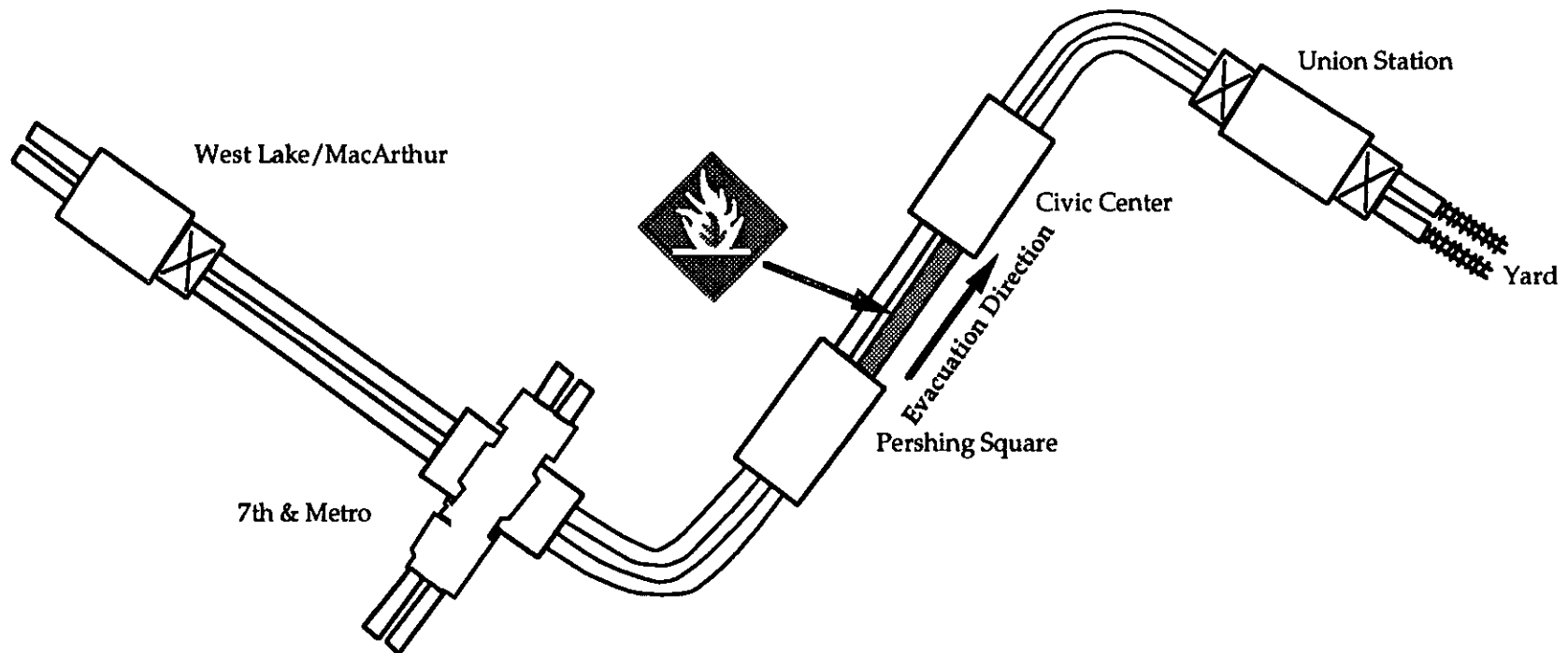
NO ACTION REQUIRED

STATION AIR:

NO ACTION REQUIRED

SCENARIO NUMBER: 13

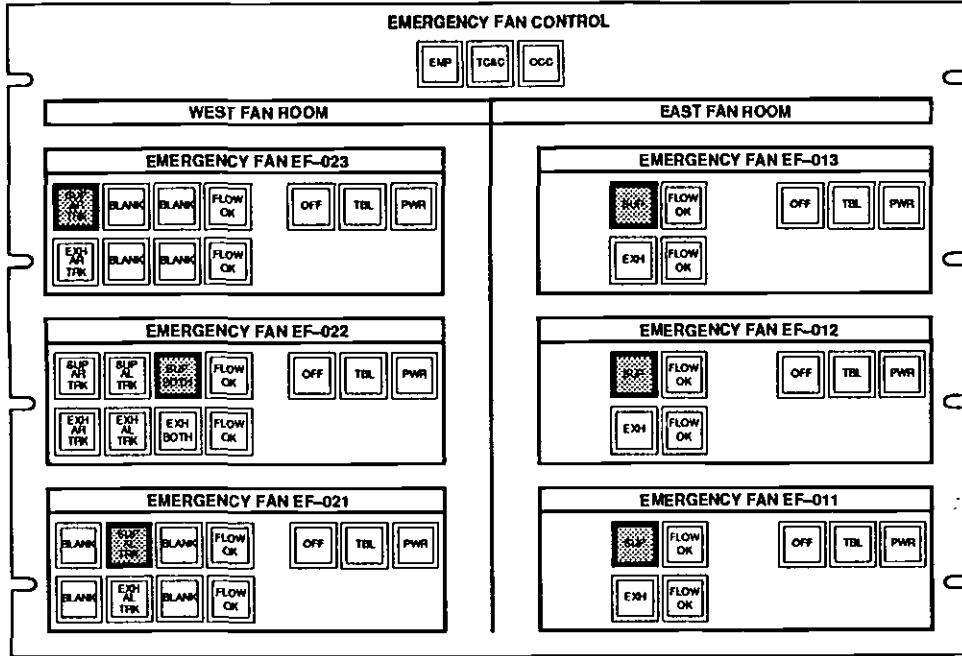
**TRAIN IS DISABLED BETWEEN CIVIC CENTER AND
PERSHING SQUARE ON THE AL TRACK AND
PASSENGERS ARE EVACUATING TOWARD THE CIVIC
CENTER.**



13. Civic/Pershing Square on AL toward Civic If train is disabled between Civic Center and Pershing Square on AL track and passengers are evacuating toward Civic Center, perform the following fan configuration:			
UNION	CIVIC CENTER	PERSHING SQUARE	7TH/METRO CENTER
East Fan Room Emergency Fans: SUPPLY MODE, BOTH TUNNELS	East Fan Room Emergency Fans: SUPPLY MODE, BOTH TUNNELS	East Fan Room Emergency Fans: EXHAUST MODE, L TRACK ONLY	East Fan Room Emergency Fans: EXHAUST MODE, BOTH TUNNELS
West Fan Room Emergency Fans: SUPPLY MODE, BOTH TUNNELS	West Fan Room Emergency Fans: SUPPLY MODE, L TRACK ONLY	West Fan Room Emergency Fans: EXHAUST MODE, BOTH TUNNELS	West Fan Room Emergency Fans: EXHAUST MODE, BOTH TUNNELS
Under Platform Exhaust Fans (UPE): OFF MODE	Under Platform Exhaust Fans (UPE): OFF MODE	Under Platform Exhaust Fan (UPE): EXHAUST MODE, BOTH TUNNELS	Under Platform Exhaust Fans (UPE): EXHAUST MODE, BOTH TUNNELS
Station Air (SA) Fans: NO ACTION REQUIRED	Station Air (SA) Fans: NO ACTION REQUIRED	Station Air (SA) Fans: OFF MODE	Station Air (SA) Fans: OFF MODE

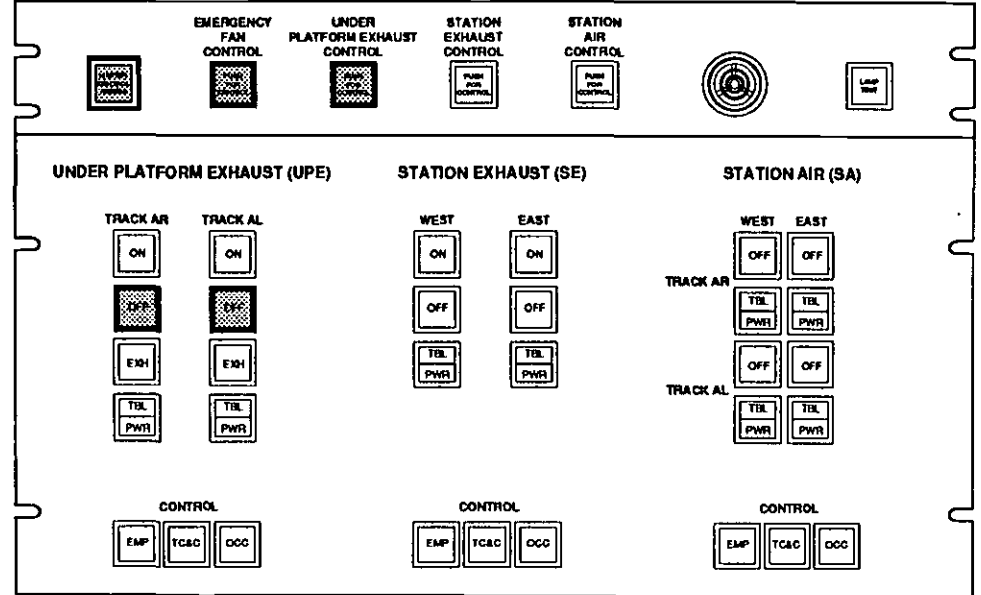
SCENARIO: 13

CIVIC/PERSHING ON AL TOWARD CIVIC.



WEST FAN ROOM EMERGENCY FANS:
SUPPLY MODE, ALL FANS

EAST FAN ROOM EMERGENCY FANS:
SUPPLY MODE, ALL FANS



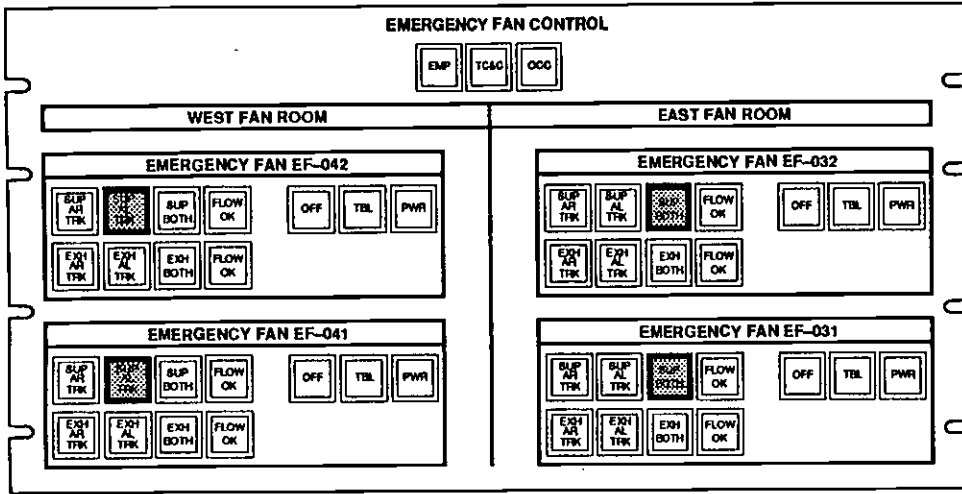
UNDER PLATFORM EXHAUST FANS:
OFF MODE

STATION EXHAUST:
NO ACTION REQUIRED

STATION AIR:
NO ACTION REQUIRED

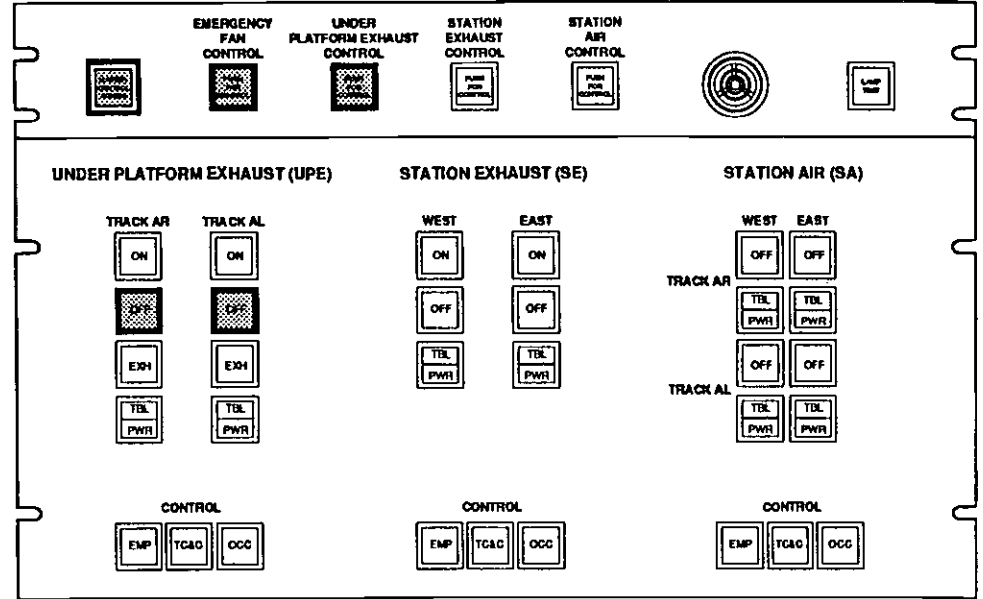
SCENARIO: 13

CIVIC/PERSHING ON AL TOWARD CIVIC.



WEST FAN ROOM EMERGENCY FANS:
SUPPLY MODE, AL TRACK ONLY

EAST FAN ROOM EMERGENCY FANS:
SUPPLY MODE, ALL FANS



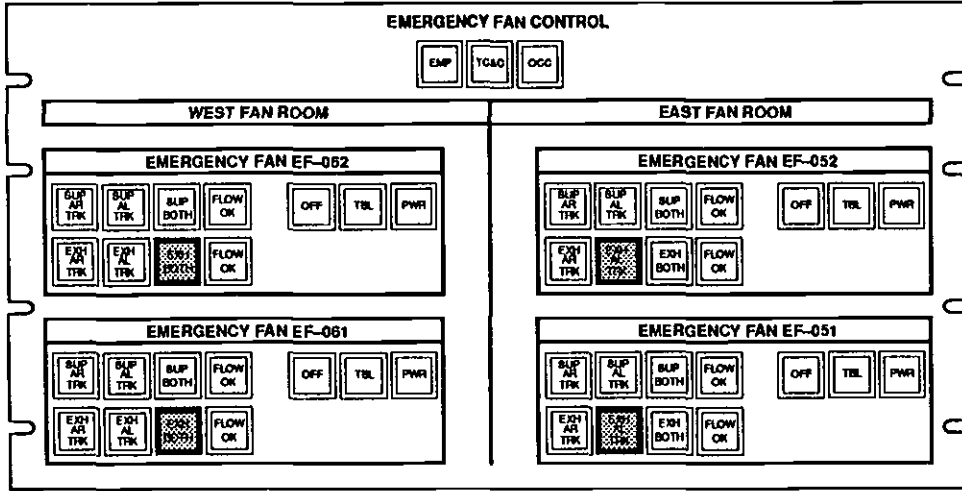
UNDER PLATFORM EXHAUST FANS:
OFF MODE

STATION EXHAUST:
NO ACTION REQUIRED

STATION AIR:
NO ACTION REQUIRED

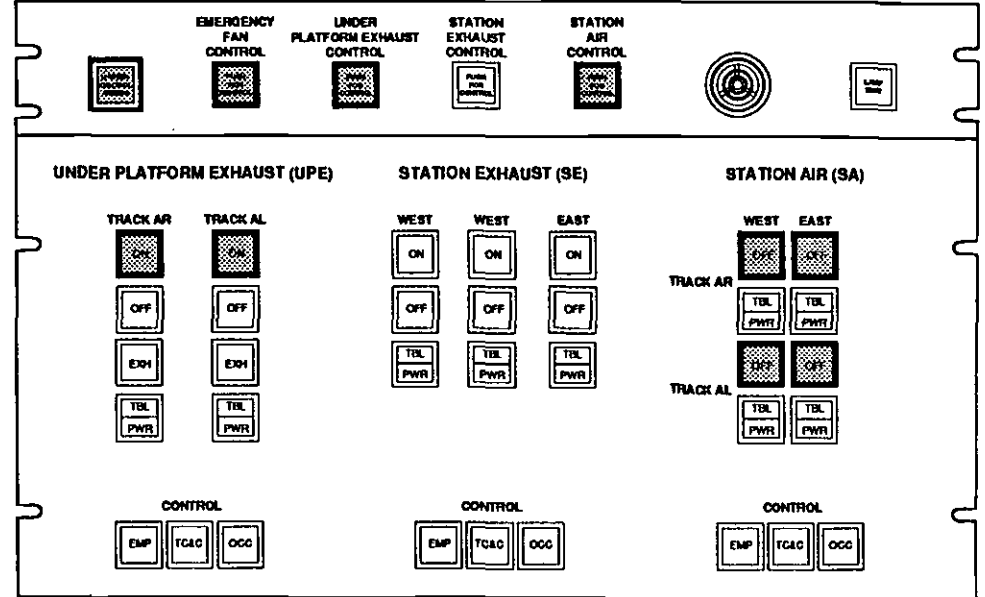
SCENARIO: 13

CIVIC/PERSHING ON AL TOWARD CIVIC.



WEST FAN ROOM EMERGENCY FANS:
EXHAUST MODE, ALL FANS

EAST FAN ROOM EMERGENCY FANS:
EXHAUST MODE, AL TRACK ONLY



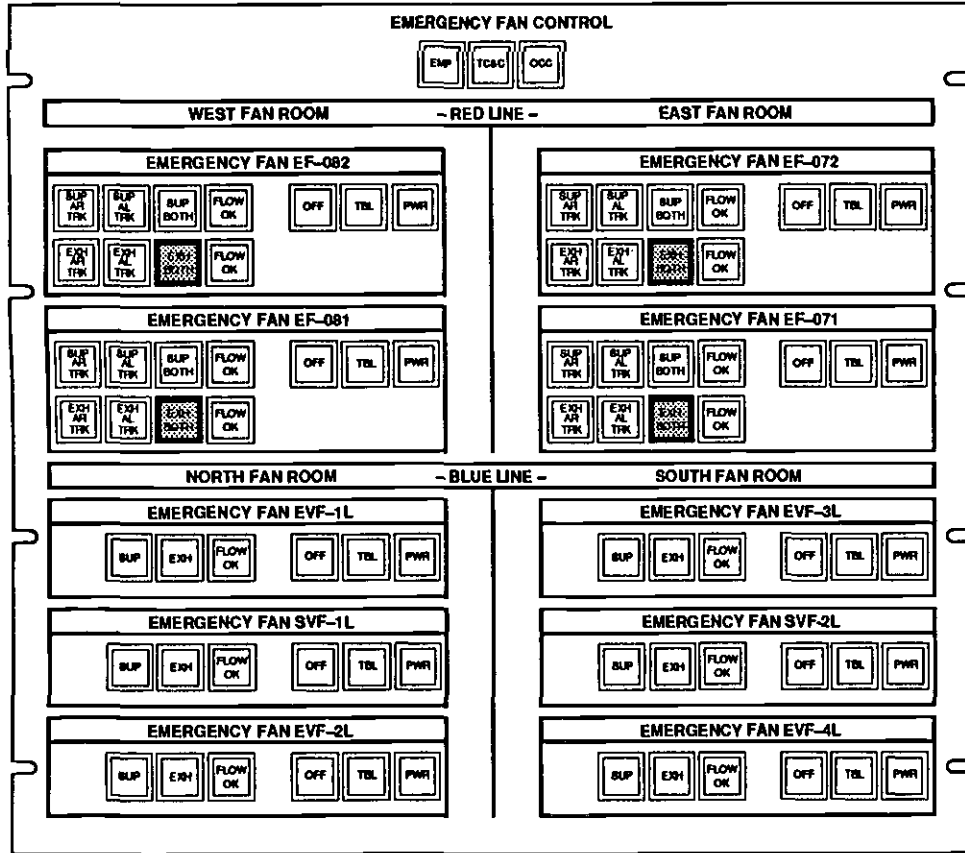
UNDER PLATFORM EXHAUST FANS:
ON MODE, ALL FANS

STATION EXHAUST:
NO ACTION REQUIRED

STATION AIR:
OFF MODE

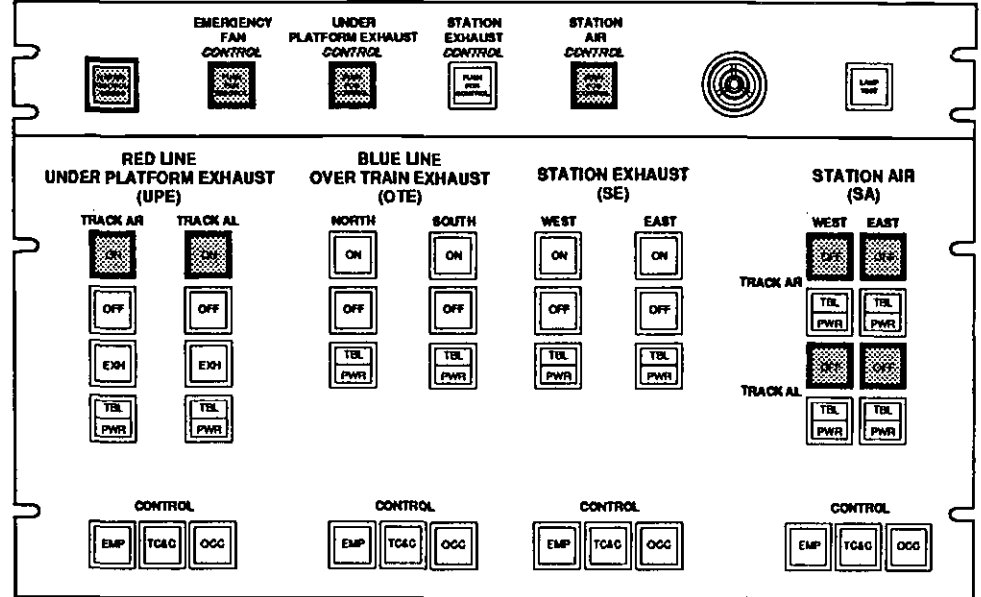
SCENARIO: 13

CIVIC/PERSHING ON AL TOWARD CIVIC.



WEST FAN ROOM EMERGENCY FANS:
EXHAUST MODE, ALL FANS

EAST FAN ROOM EMERGENCY FANS:
EXHAUST MODE, ALL FANS



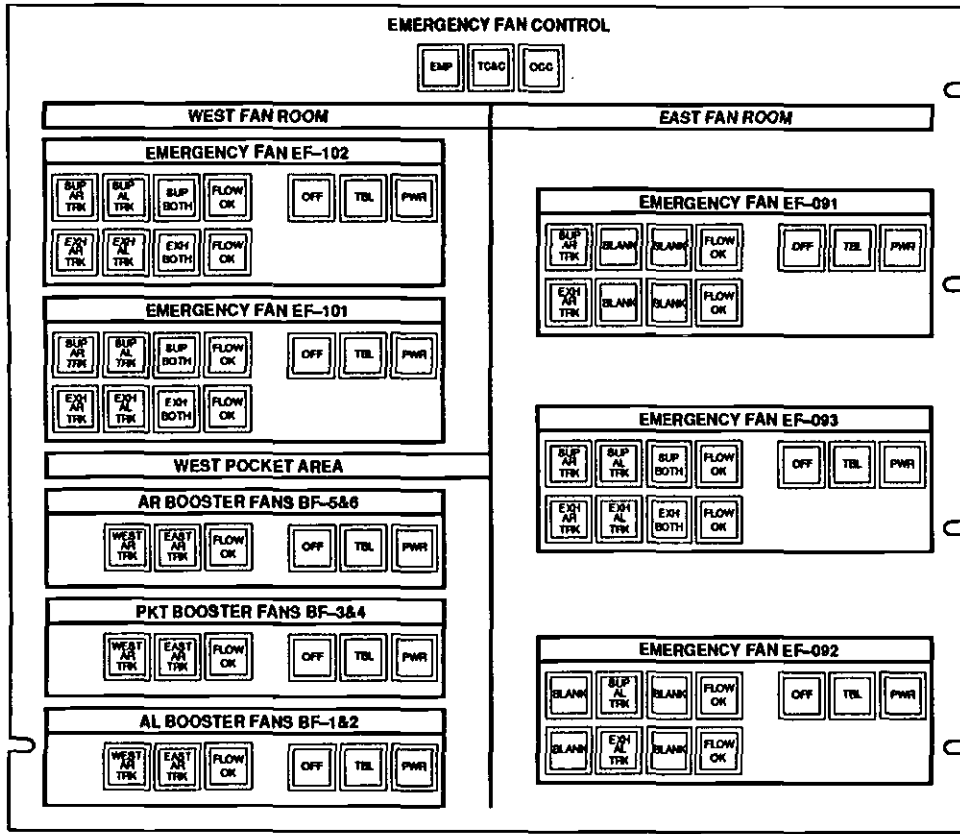
UNDER PLATFORM
EXHAUST FANS:
ON MODE,
ALL FANS

STATION
EXHAUST:
NO ACTION
REQUIRED

STATION
AIR:
OFF MODE

SCENARIO: 13

CIVIC/PERSHING ON AL TOWARD CIVIC.

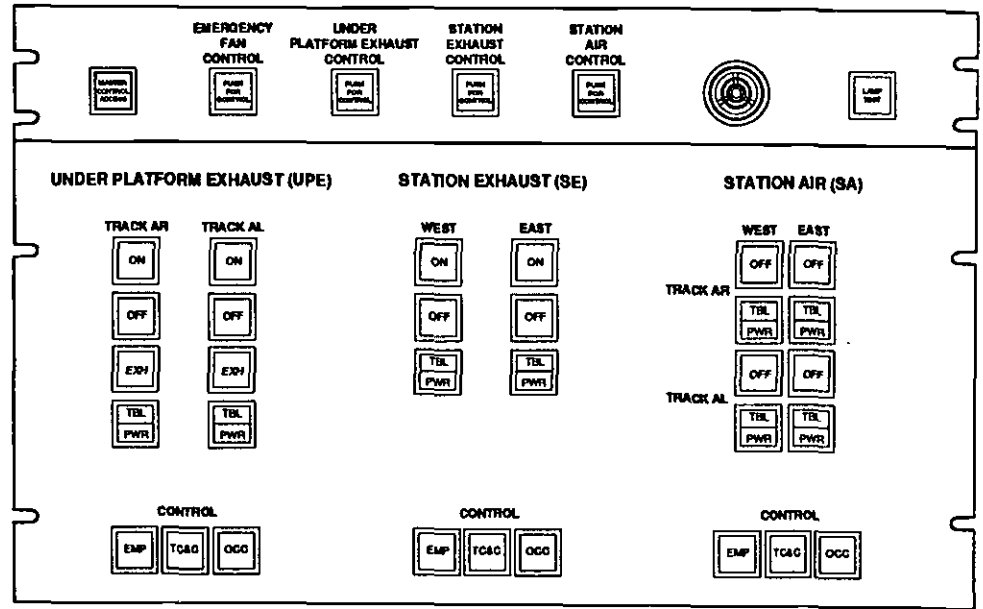


WEST FAN ROOM EMERGENCY FANS:

NO ACTION REQUIRED

EAST FAN ROOM EMERGENCY FANS:

NO ACTION REQUIRED



UNDER PLATFORM EXHAUST FANS:

NO ACTION REQUIRED

STATION EXHAUST:

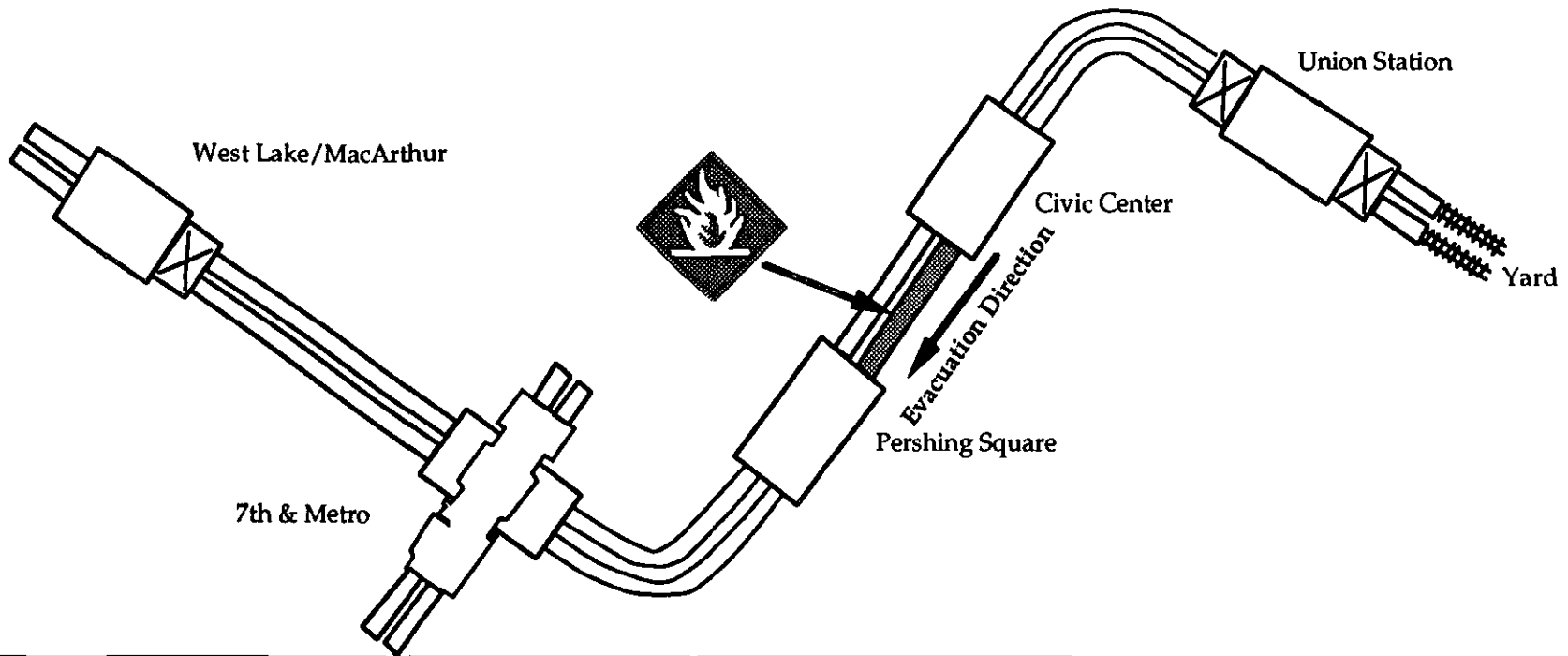
NO ACTION REQUIRED

STATION AIR:

NO ACTION REQUIRED

SCENARIO NUMBER: 14

**TRAIN IS DISABLED BETWEEN CIVIC CENTER AND
PERSHING SQUARE ON THE AL TRACK AND
PASSENGERS ARE EVACUATING TOWARD THE
PERSHING SQUARE.**

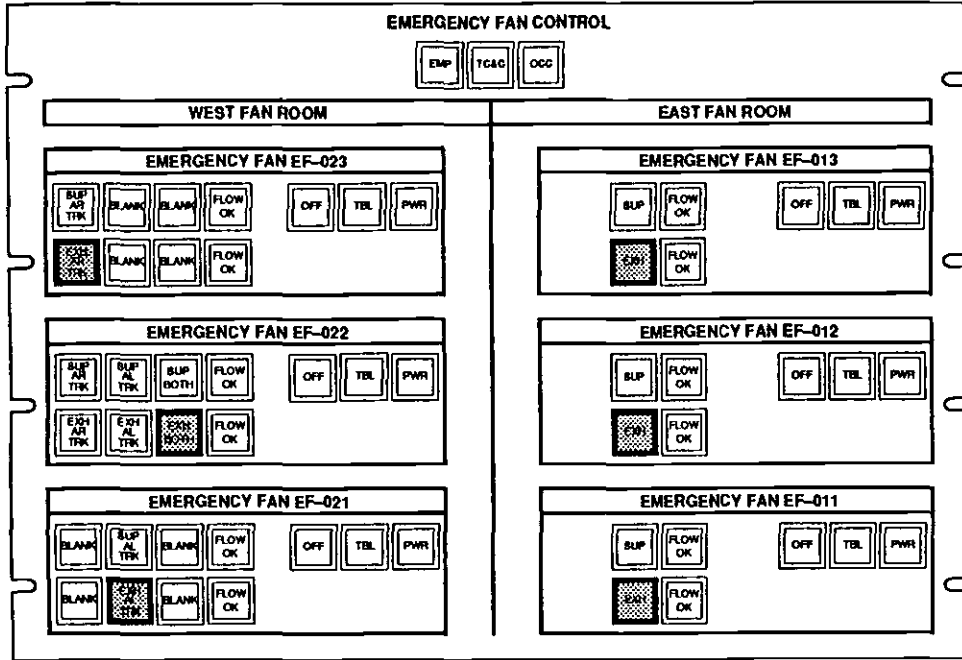


14. Civic/Pershing Square on AL toward Pershing Square
 If train is disabled between Civic Center and Pershing Square on AL track and passengers are evacuating toward Pershing Square, perform the following fan configuration:

UNION	CIVIC CENTER	PERSHING SQUARE	7TH/METRO CENTER
East Fan Room Emergency Fans: EXHAUST MODE, BOTH TUNNELS	East Fan Room Emergency Fans: EXHAUST MODE, BOTH TUNNELS	East Fan Room Emergency Fans: SUPPLY MODE, L TRACK ONLY	East Fan Room Emergency Fans: SUPPLY MODE, BOTH TUNNELS
West Fan Room Emergency Fans: EXHAUST MODE, BOTH TUNNELS	West Fan Room Emergency Fans: EXHAUST MODE, L TRACK ONLY	West Fan Room Emergency Fans: SUPPLY MODE, BOTH TUNNELS	West Fan Room Emergency Fans: SUPPLY MODE, BOTH TUNNELS
Under Platform Exhaust Fans (UPE): EXHAUST MODE, BOTH TUNNELS	Under Platform Exhaust Fans (UPE): EXHAUST MODE, BOTH TUNNELS	Under Platform Exhaust Fan (UPE): OFF MODE	Under Platform Exhaust Fans (UPE): OFF MODE
Station Air (SA) Fans: OFF MODE	Station Air (SA) Fans: OFF MODE	Station Air (SA) Fans: NO ACTION REQUIRED	Station Air (SA) Fans: NO ACTION REQUIRED

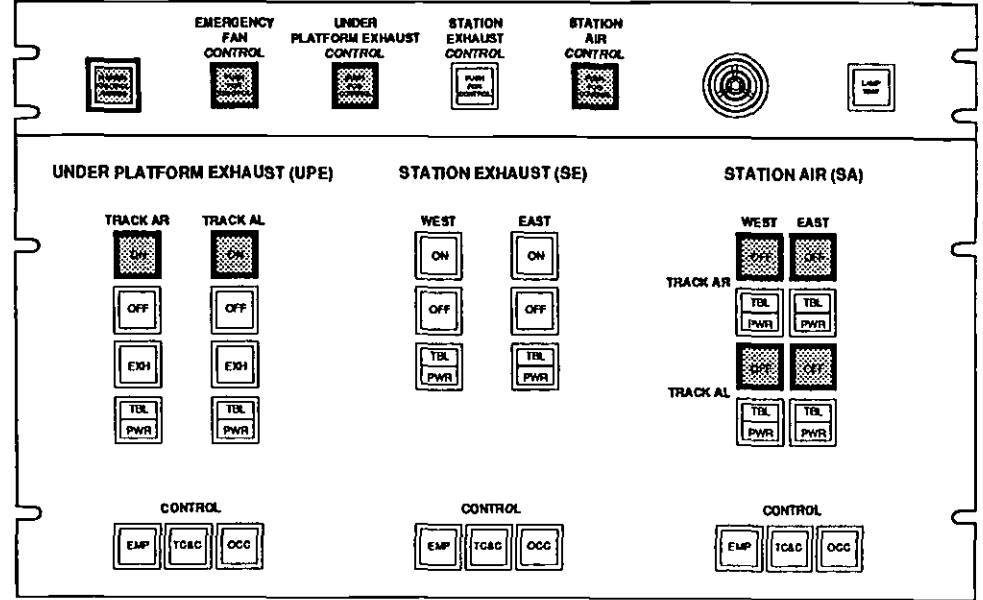
SCENARIO: 14

CIVIC/PERSHING ON AL TOWARD PERSHING



WEST FAN ROOM EMERGENCY FANS:
EXHAUST MODE, ALL FANS

EAST FAN ROOM EMERGENCY FANS:
EXHAUST MODE, ALL FANS



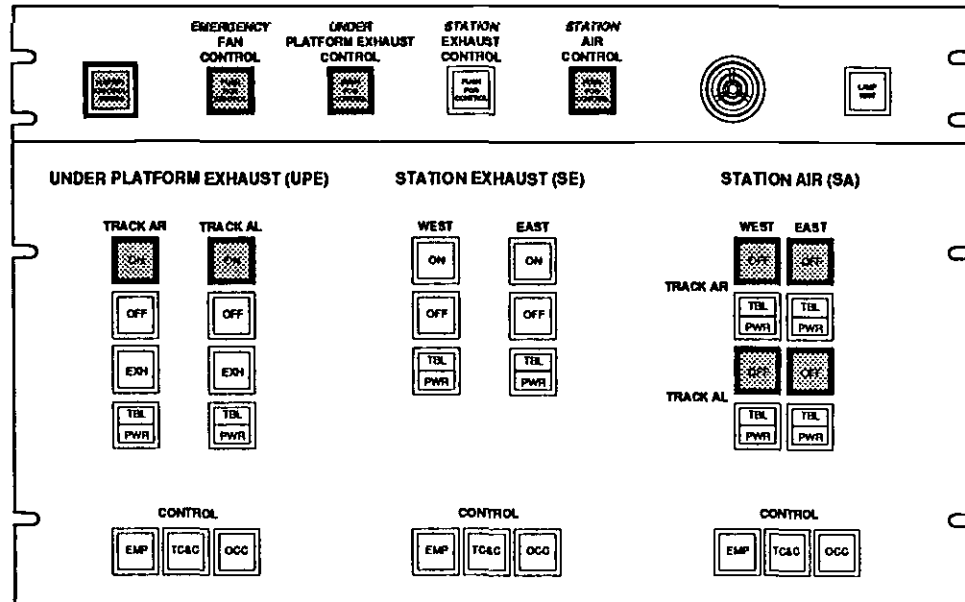
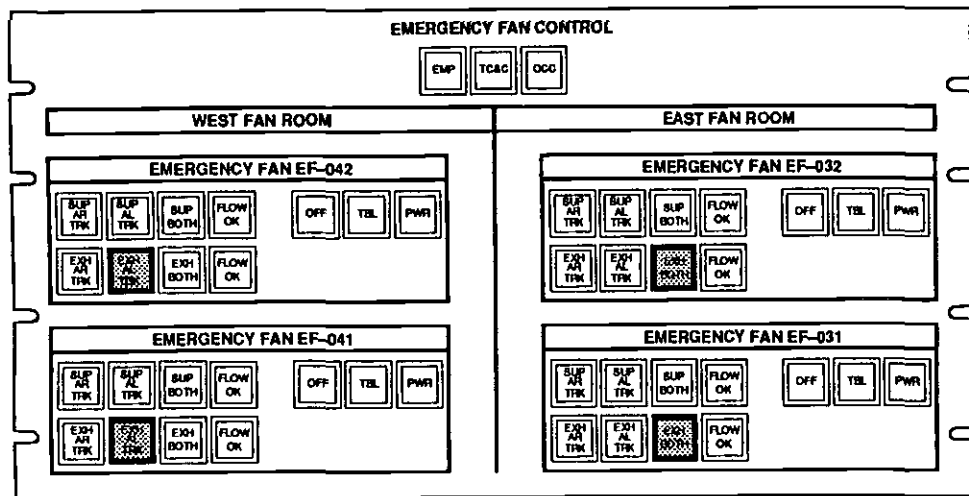
UNDER PLATFORM EXHAUST FANS:
ON MODE, ALL FANS

STATION EXHAUST:
NO ACTION REQUIRED

STATION AIR:
OFF MODE

SCENARIO: 14

CIVIC/PERSHING ON AL TOWARD PERSHING.



WEST FAN ROOM EMERGENCY FANS:

EXHAUST MODE, AL TRACK ONLY

EAST FAN ROOM EMERGENCY FANS:

EXHAUST MODE, ALL FANS

UNDER PLATFORM EXHAUST FANS:

EXHAUST MODE, ALL FANS

STATION EXHAUST:

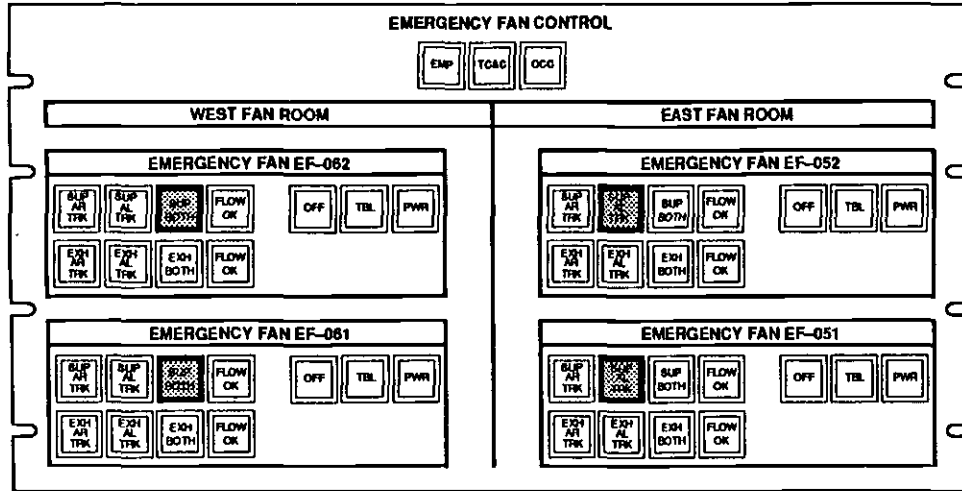
NO ACTION REQUIRED

STATION AIR:

OFF MODE

SCENARIO: 14

CIVIC/PERSHING ON AL TOWARD PERSHING

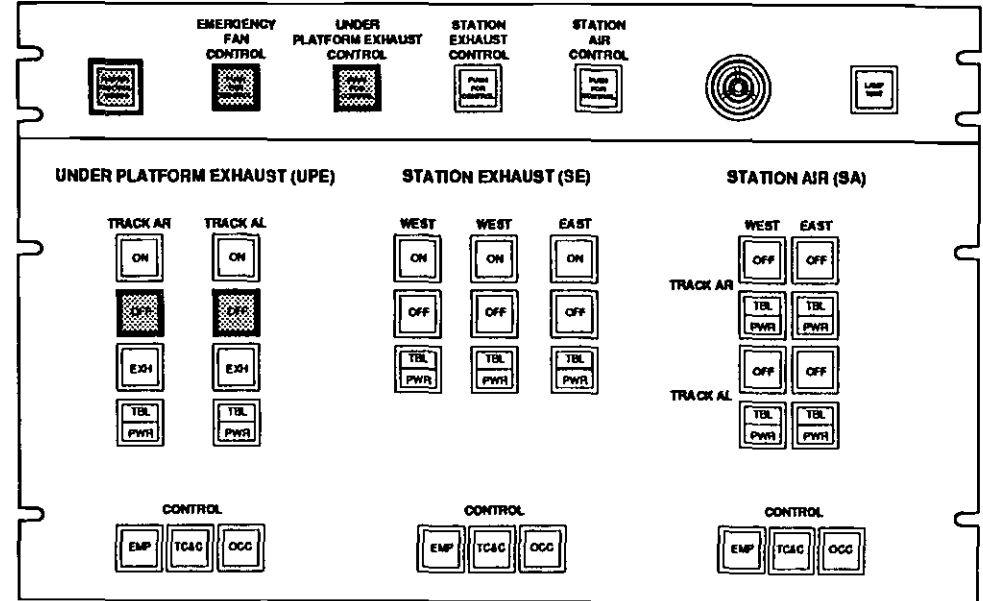


WEST FAN ROOM EMERGENCY FANS:

SUPPLY MODE, ALL FANS

EAST FAN ROOM EMERGENCY FANS:

SUPPLY MODE, AL TRACK ONLY



UNDER PLATFORM EXHAUST FANS:

OFF MODE

STATION EXHAUST:

NO ACTION REQUIRED

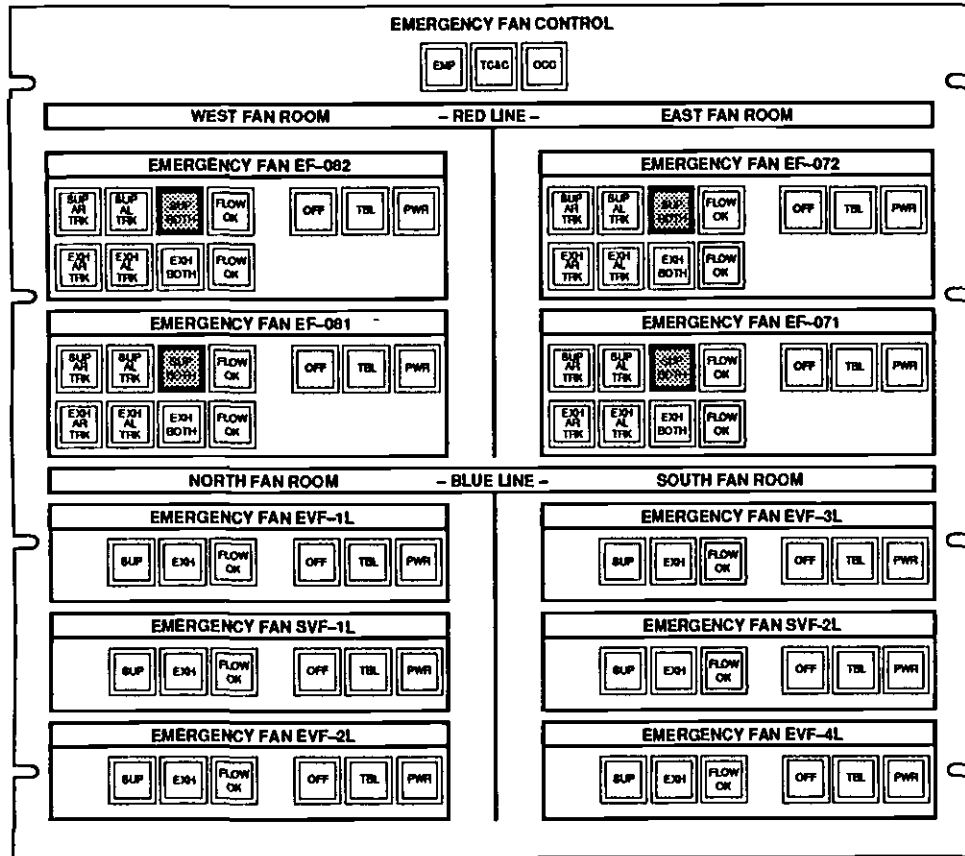
STATION AIR:

NO ACTION REQUIRED

PERSHING SQUARE

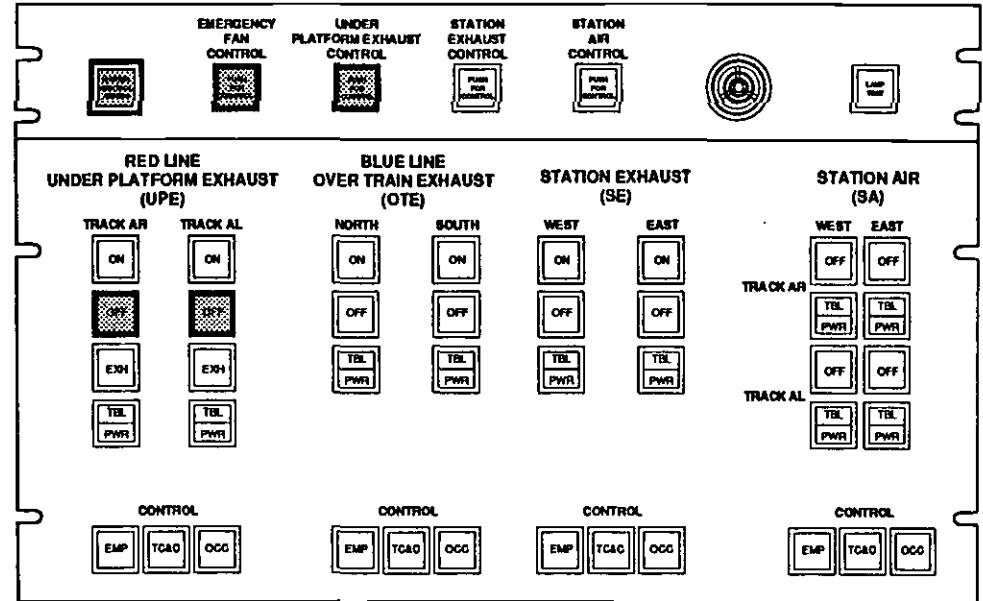
SCENARIO: 14

CIVIC/PERSHING ON AL TOWARD PERSHING.



WEST FAN ROOM EMERGENCY FANS:
SUPPLY MODE, ALL FANS

EAST FAN ROOM EMERGENCY FANS:
SUPPLY MODE, ALL FANS

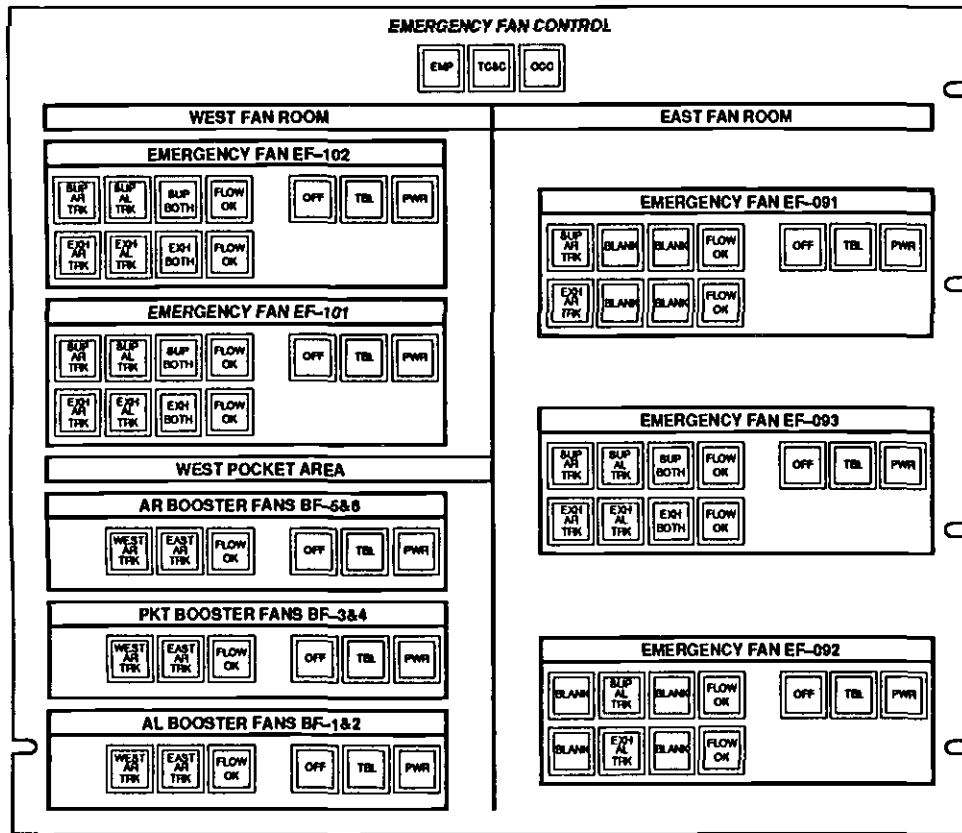


UNDER PLATFORM EXHAUST FANS:
OFF MODE

STATION EXHAUST:
NO ACTION REQUIRED

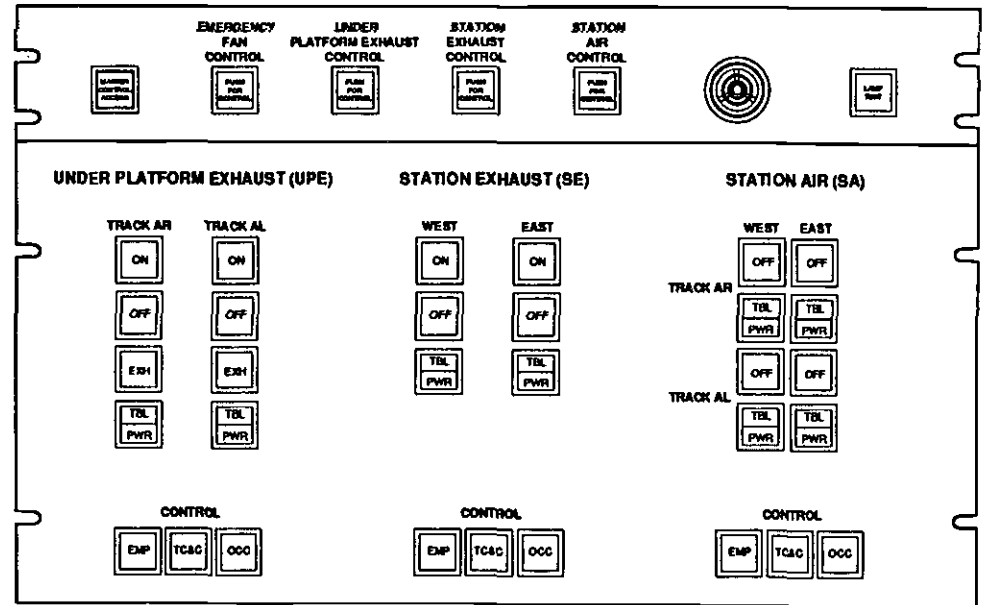
STATION AIR:
NO ACTION REQUIRED

SCENARIO: 14 CIVIC/PERSHING ON AL TOWARD PERSHING.



WEST FAN ROOM EMERGENCY FANS:
NO ACTION REQUIRED

EAST FAN ROOM EMERGENCY FANS:
NO ACTION REQUIRED



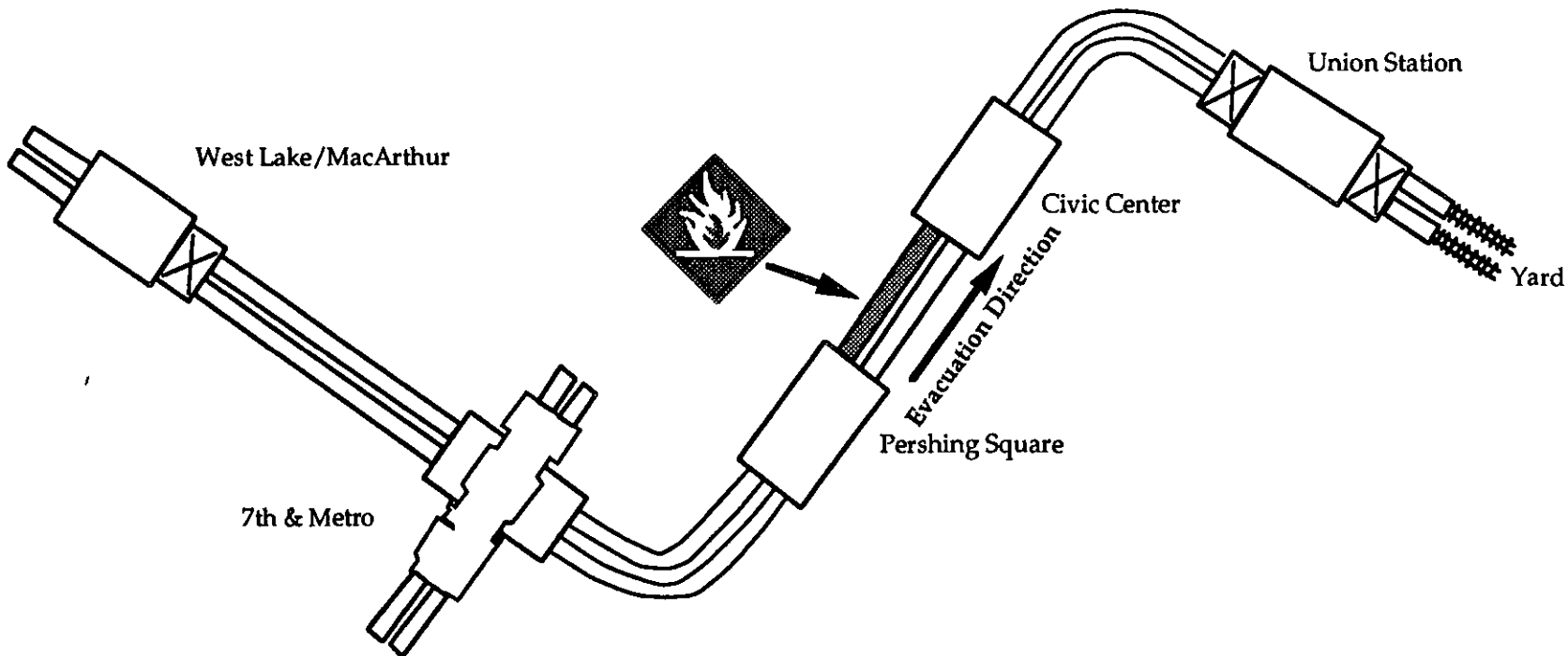
UNDER PLATFORM EXHAUST FANS:
NO ACTION REQUIRED

STATION EXHAUST:
NO ACTION REQUIRED

STATION AIR:
NO ACTION REQUIRED

SCENARIO NUMBER: 15

**TRAIN IS DISABLED BETWEEN CIVIC CENTER AND
PERSHING SQUARE ON THE AR TRACK AND
PASSENGERS ARE EVACUATING TOWARD THE CIVIC
CENTER.**

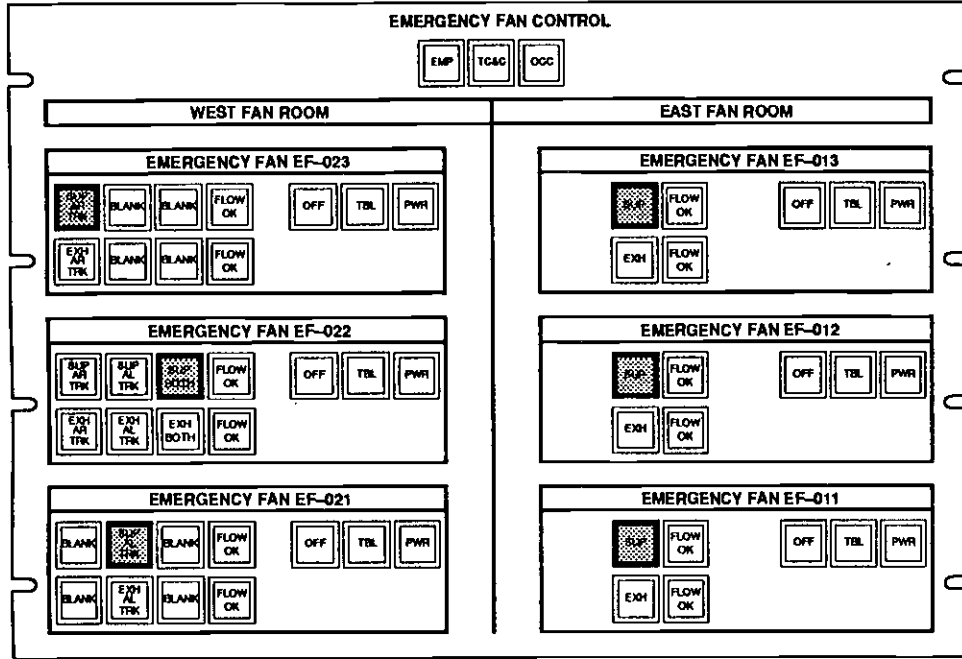


15. Civic/Pershing Square on AR toward Civic Center
 If train is disabled between Civic Center and Pershing Square on AR track and passengers are evacuating toward Civic Center, perform the following fan configuration:

UNION	CIVIC CENTER	PERSHING SQUARE	7TH/METRO CENTER
East Fan Room Emergency Fans: SUPPLY MODE, BOTH TUNNELS	East Fan Room Emergency Fans: SUPPLY MODE, BOTH TUNNELS	East Fan Room Emergency Fans: EXHAUST MODE, R TRACK ONLY	East Fan Room Emergency Fans: EXHAUST MODE, BOTH TUNNELS
West Fan Room Emergency Fans: SUPPLY MODE, BOTH TUNNELS	West Fan Room Emergency Fans: SUPPLY MODE, R TRACK ONLY	West Fan Room Emergency Fans: EXHAUST MODE, BOTH TUNNELS	West Fan Room Emergency Fans: EXHAUST MODE, BOTH TUNNELS
Under Platform Exhaust Fans (UPE): OFF MODE	Under Platform Exhaust Fans (UPE): OFF MODE	Under Platform Exhaust Fan (UPE): EXHAUST MODE, BOTH TUNNELS	Under Platform Exhaust Fans (UPE): EXHAUST MODE, BOTH TUNNELS
Station Air (SA) Fans: NO ACTION REQUIRED	Station Air (SA) Fans: NO ACTION REQUIRED	Station Air (SA) Fans: OFF MODE	Station Air (SA) Fans: OFF MODE

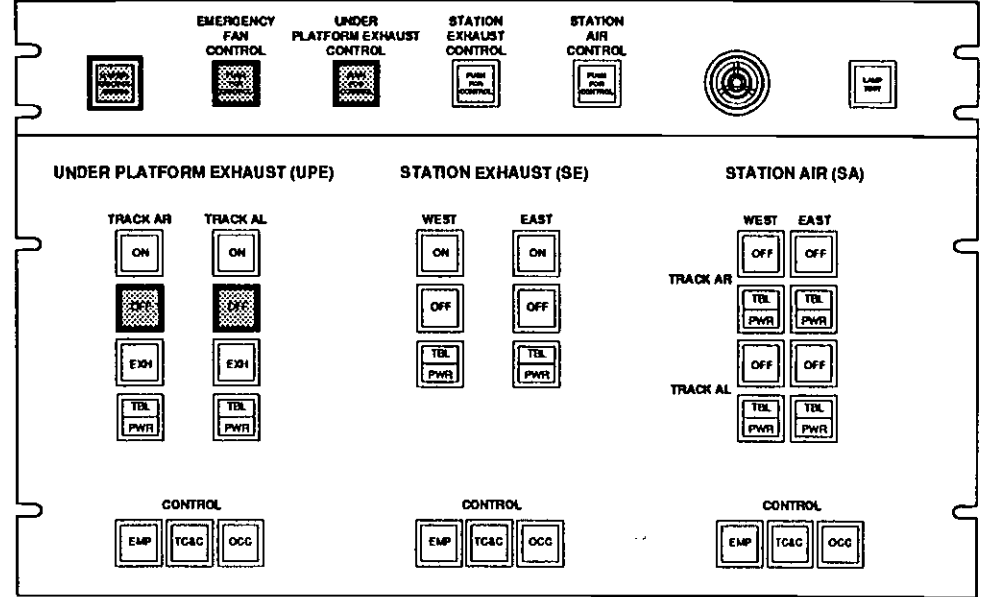
SCENARIO: 15

CIVIC/PERSHING ON AR TOWARD CIVIC.



WEST FAN ROOM EMERGENCY FANS:
SUPPLY MODE, ALL FANS

EAST FAN ROOM EMERGENCY FANS:
SUPPLY MODE, ALL FANS



UNDER PLATFORM EXHAUST FANS:
OFF MODE

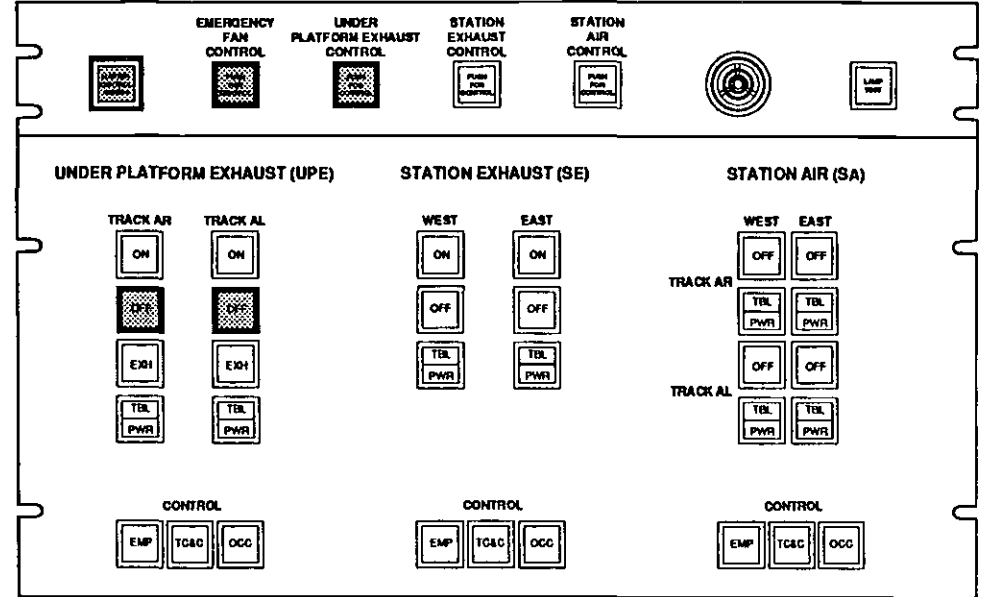
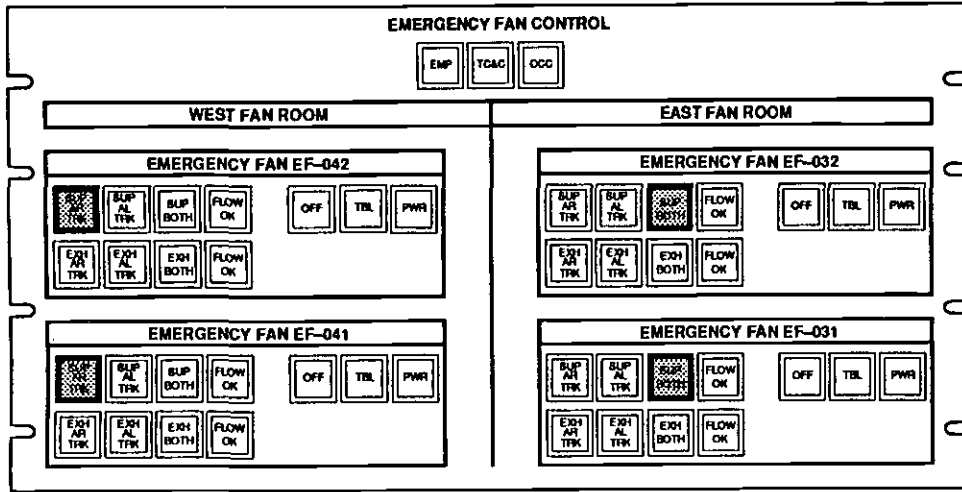
STATION EXHAUST:
NO ACTION REQUIRED

STATION AIR:
NO ACTION REQUIRED

UNION STATION

SCENARIO: 15

CIVIC/PERSHING ON AR TOWARD CIVIC CENTER.



WEST FAN ROOM EMERGENCY FANS:

SUPPLY MODE, R TRACK ONLY

EAST FAN ROOM EMERGENCY FANS:

SUPPLY MODE, ALL FANS

UNDER PLATFORM EXHAUST FANS:

OFF MODE

STATION EXHAUST:

NO ACTION REQUIRED

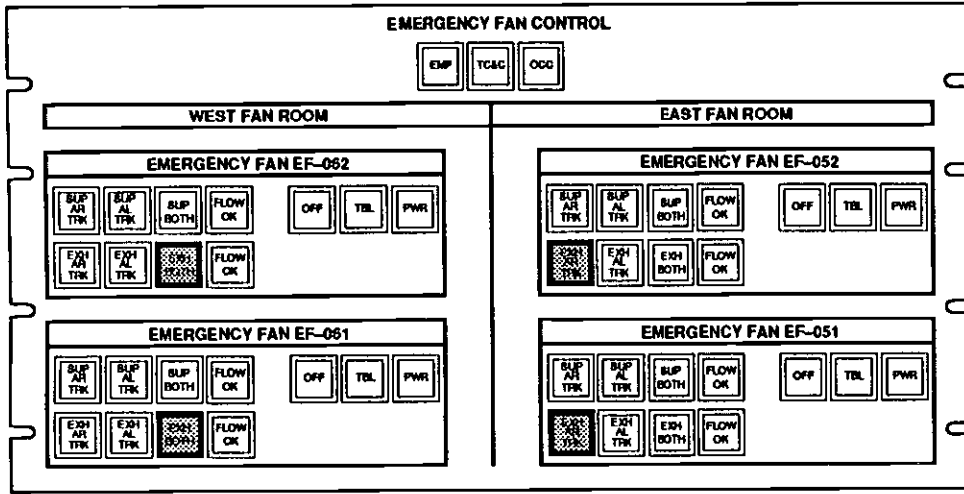
STATION AIR:

NO ACTION REQUIRED

CIVIC CENTER

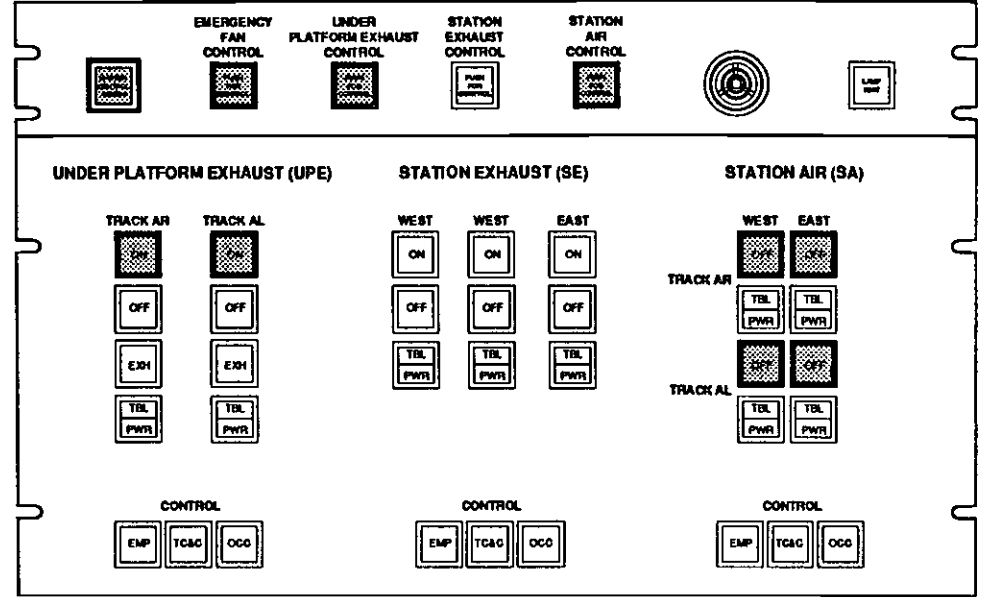
SCENARIO: 15

CIVIC/PERSHING ON AR TOWARD CIVIC.



WEST FAN ROOM EMERGENCY FANS:
EXHAUST MODE, ALL FANS

EAST FAN ROOM EMERGENCY FANS:
EXHAUST MODE, AR TRACK ONLY



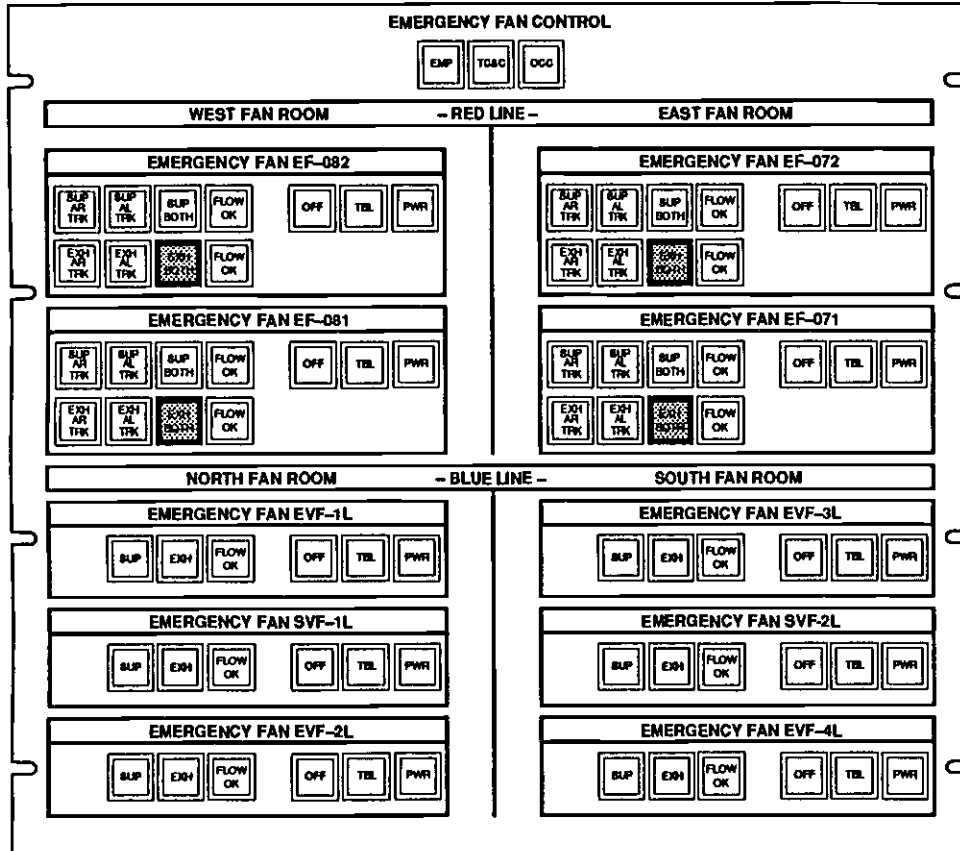
UNDER PLATFORM EXHAUST FANS:
ON MODE, ALL FANS

STATION EXHAUST:
NO ACTION REQUIRED

STATION AIR:
OFF MODE

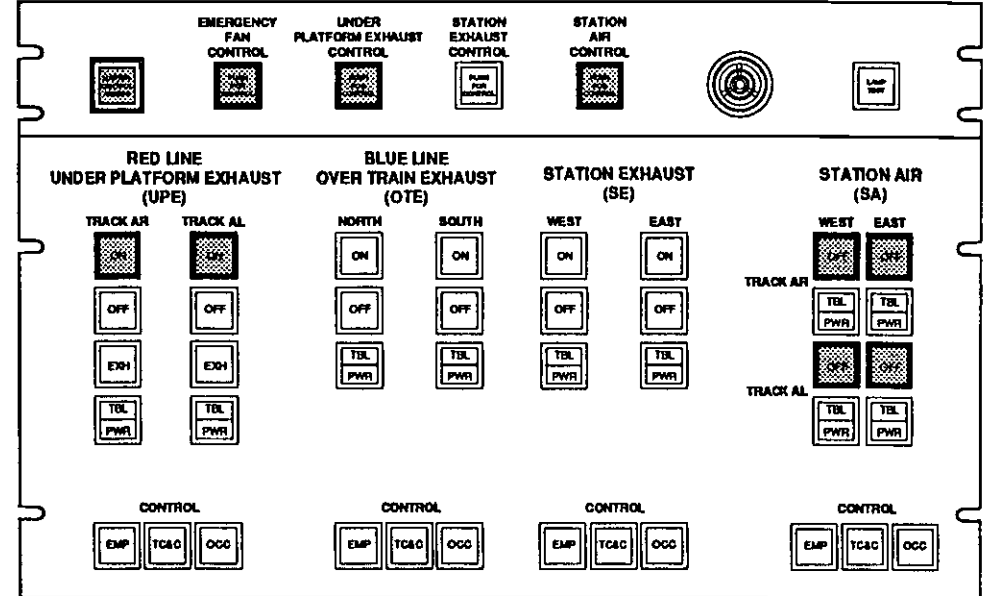
SCENARIO: 15

CIVIC/PERSHING ON AR TOWARD CIVIC.



WEST FAN ROOM EMERGENCY FANS:
EXHAUST MODE, ALL FANS

EAST FAN ROOM EMERGENCY FANS:
EXHAUST MODE, ALL FANS



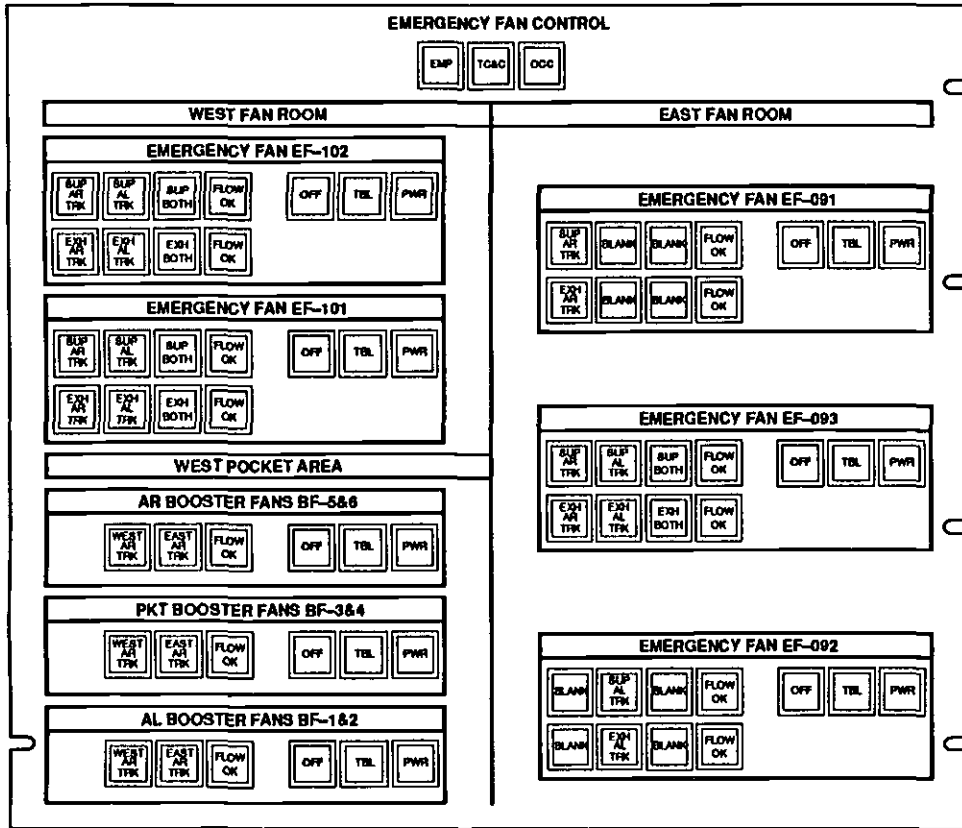
UNDER PLATFORM EXHAUST FANS:
ON MODE, ALL FANS

STATION EXHAUST:
NO ACTION REQUIRED

STATION AIR:
OFF MODE

SCENARIO: 15

CIVIC/PERSHING ON AR TOWARD CIVIC.

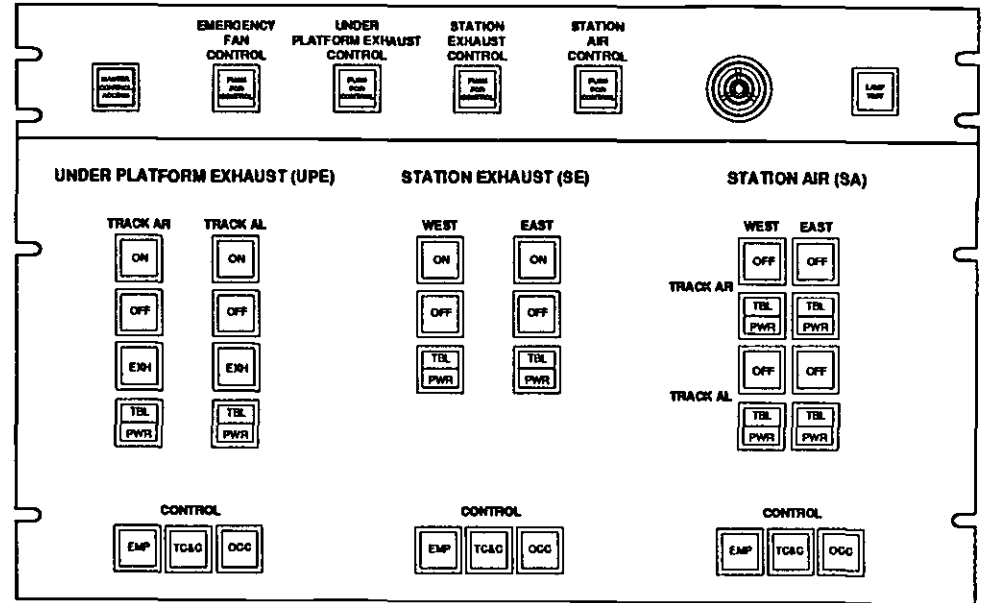


WEST FAN ROOM EMERGENCY FANS:

NO ACTION REQUIRED

EAST FAN ROOM EMERGENCY FANS:

NO ACTION REQUIRED



UNDER PLATFORM EXHAUST FANS:

NO ACTION REQUIRED

STATION EXHAUST:

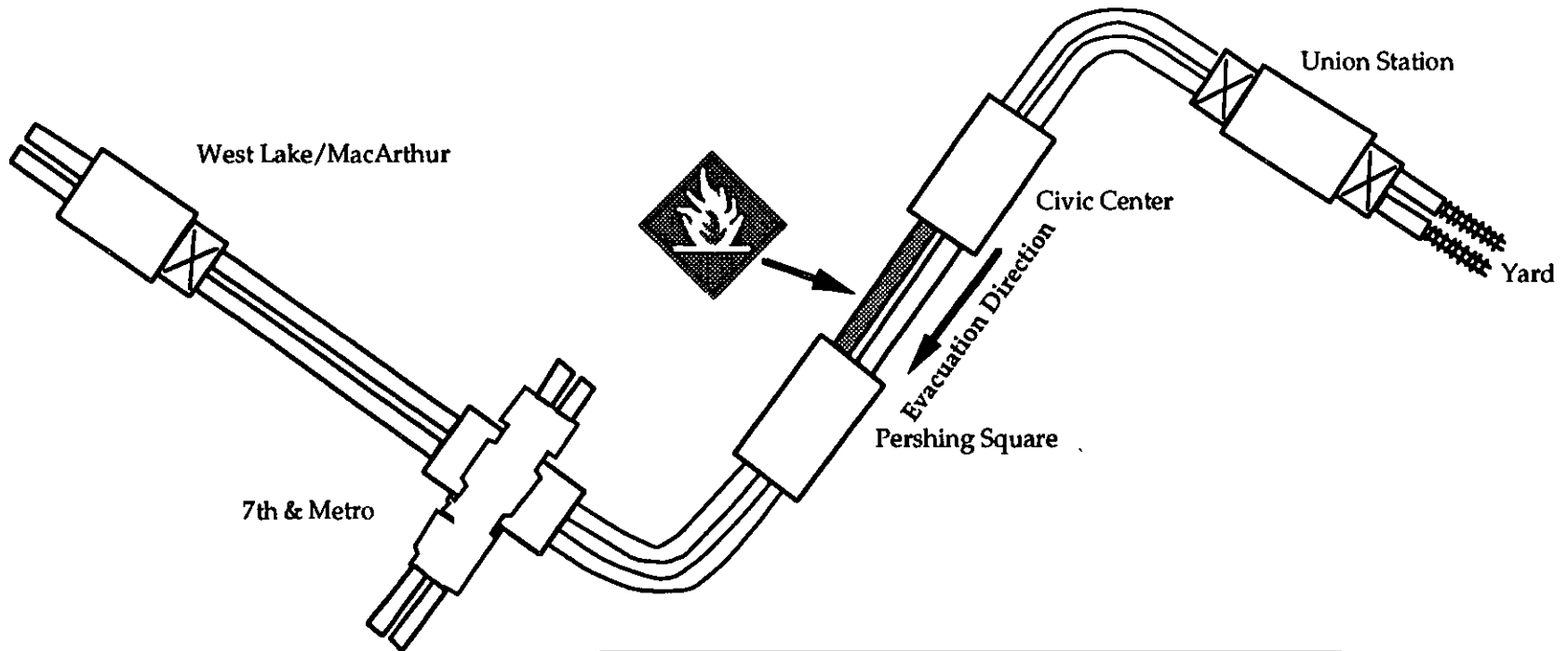
NO ACTION REQUIRED

STATION AIR:

NO ACTION REQUIRED

SCENARIO NUMBER: 16

**TRAIN IS DISABLED BETWEEN CIVIC CENTER AND
PERSHING SQUARE ON THE AR TRACK AND
PASSENGERS ARE EVACUATING TOWARD THE
PERSHING SQUARE.**

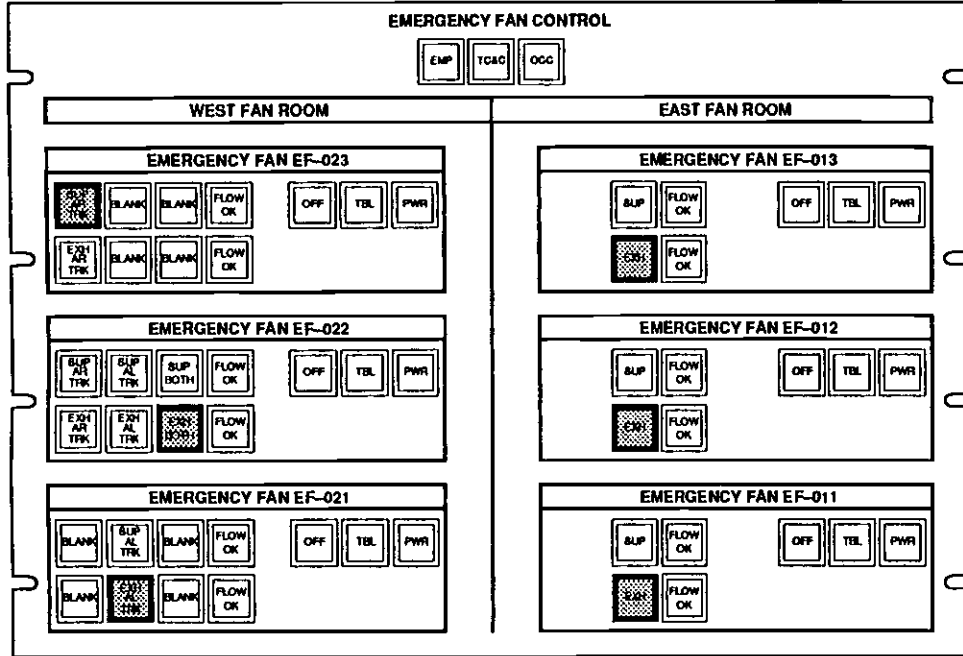


16. Civic/Pershing on AR toward Pershing
 If train is disabled between Civic Center and Pershing Square on AR track and passengers are evacuating toward Pershing Square, perform the following fan configuration:

UNION	CIVIC CENTER	PERSHING SQUARE	7TH/METRO CENTER
East Fan Room Emergency Fans: EXHAUST MODE, BOTH TUNNELS	East Fan Room Emergency Fans: EXHAUST MODE, BOTH TUNNELS	East Fan Room Emergency Fans: SUPPLY MODE, BOTH TUNNELS	East Fan Room Emergency Fans: SUPPLY MODE, BOTH TUNNELS
West Fan Room Emergency Fans: EXHAUST MODE, BOTH TUNNELS	West Fan Room Emergency Fans: EXHAUST MODE, R TRACK ONLY	West Fan Room Emergency Fans: SUPPLY MODE, R TRACK ONLY	West Fan Room Emergency Fans: SUPPLY MODE, BOTH TUNNELS
Under Platform Exhaust Fans (UPE): EXHAUST MODE, BOTH TUNNELS	Under Platform Exhaust Fans (UPE): EXHAUST MODE, BOTH TUNNELS	Under Platform Exhaust Fan (UPE): OFF MODE	Under Platform Exhaust Fans (UPE): OFF MODE
Station Air (SA) Fans: OFF MODE	Station Air (SA) Fans: OFF MODE	Station Air (SA) Fans: NO ACTION REQUIRED	Station Air (SA) Fans: NO ACTION REQUIRED

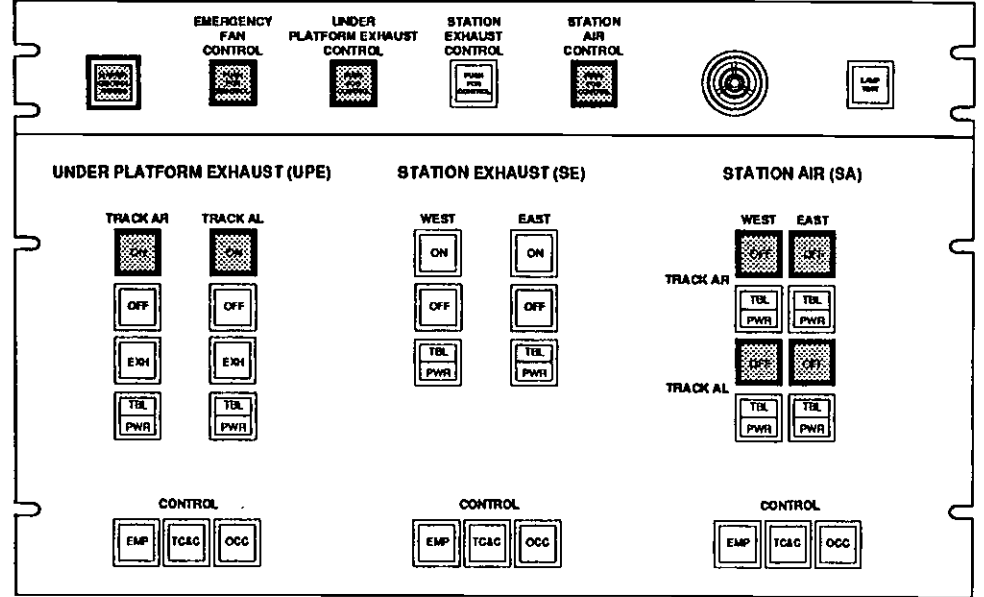
SCENARIO: 16

CIVIC/PERSHING ON AR TOWARD PERSHING.



WEST FAN ROOM EMERGENCY FANS:
EXHAUST MODE, ALL FANS

EAST FAN ROOM EMERGENCY FANS:
EXHAUST MODE, ALL FANS



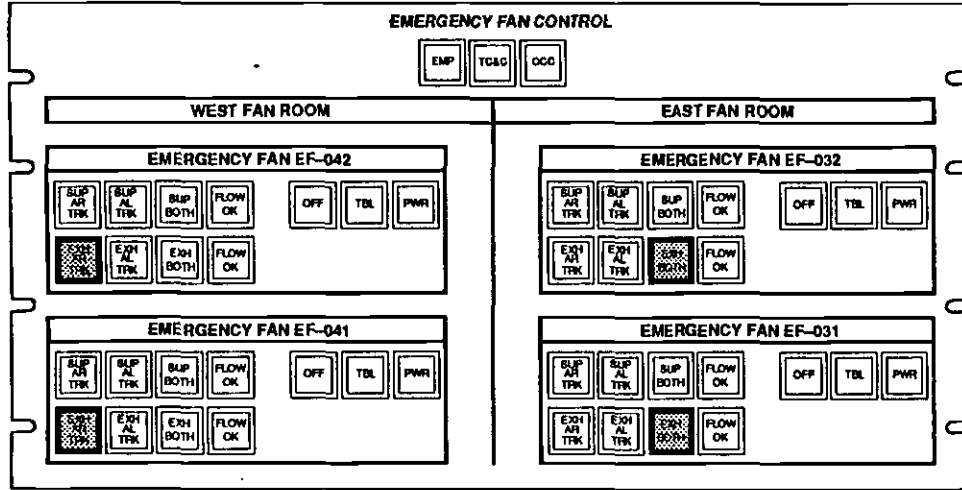
UNDER PLATFORM EXHAUST FANS:
ON MODE, ALL FANS

STATION EXHAUST:
NO ACTION REQUIRED

STATION AIR:
OFF MODE

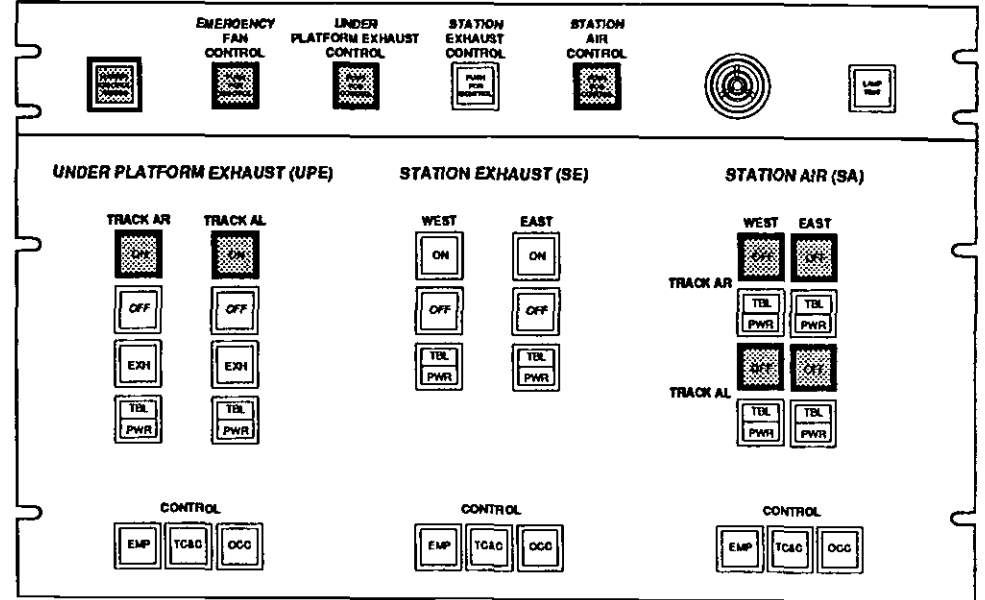
SCENARIO: 16

CIVIC/PERSHING ON AR TOWARD CIVIC.



WEST FAN ROOM EMERGENCY FANS:
EXHAUST MODE, R TRACK

EAST FAN ROOM EMERGENCY FANS:
EXHAUST MODE, ALL FANS



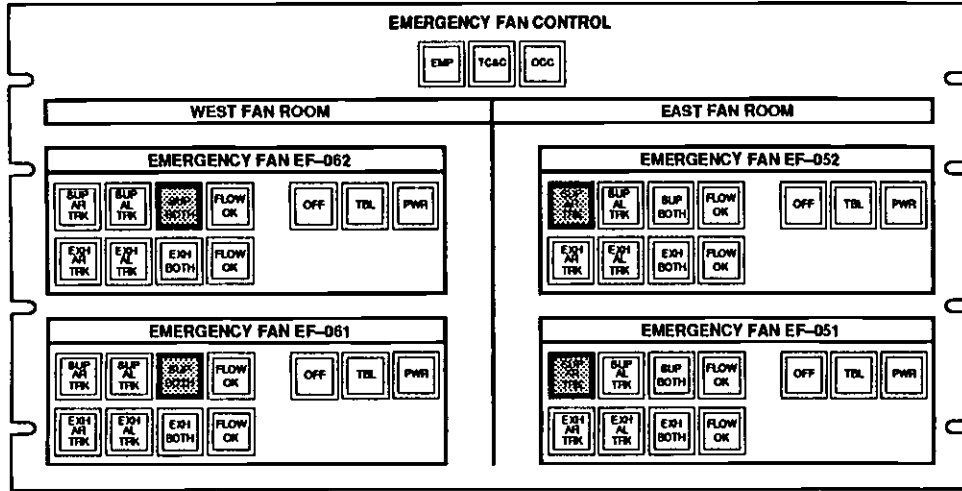
UNDER PLATFORM EXHAUST FANS:
ON MODE, ALL FANS

STATION EXHAUST:
NO ACTION REQUIRED

STATION AIR:
OFF MODE

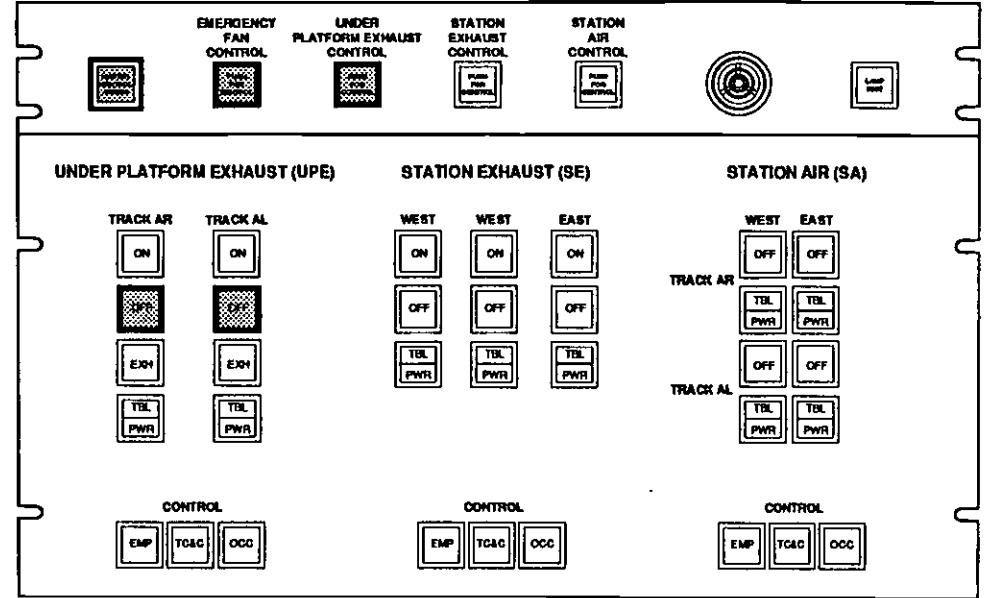
SCENARIO: 16

CIVIC/PERSHING ON AR TOWARD PERSHING.



WEST FAN ROOM EMERGENCY FANS:
SUPPLY MODE, ALL FANS

EAST FAN ROOM EMERGENCY FANS:
SUPPLY MODE, AR TRACK ONLY

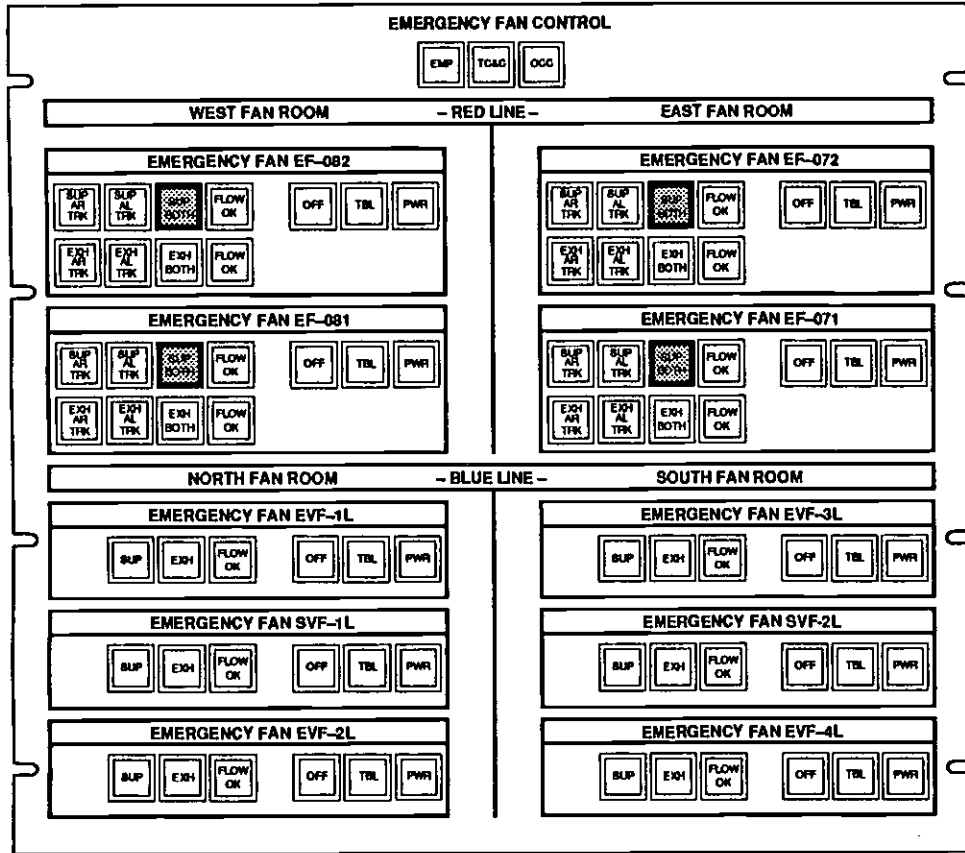


UNDER PLATFORM EXHAUST FANS:
OFF MODE

STATION EXHAUST:
NO ACTION REQUIRED

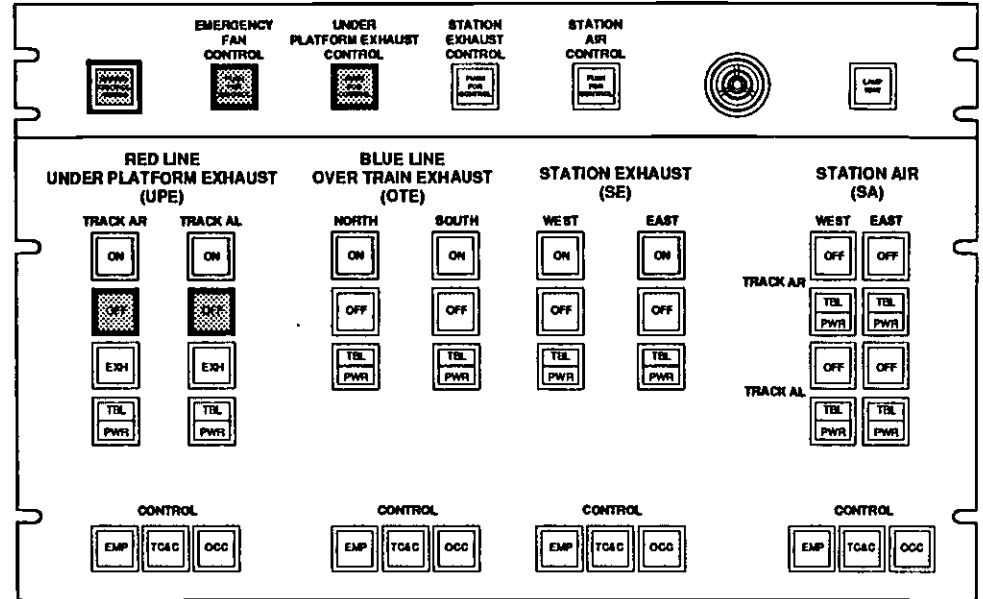
STATION AIR:
NO ACTION REQUIRED

SCENARIO: 16 CIVIC/PERSHING ON AR TOWARD PERSHING.



WEST FAN ROOM EMERGENCY FANS:
SUPPLY MODE, ALL FANS

EAST FAN ROOM EMERGENCY FANS:
SUPPLY MODE, ALL FANS

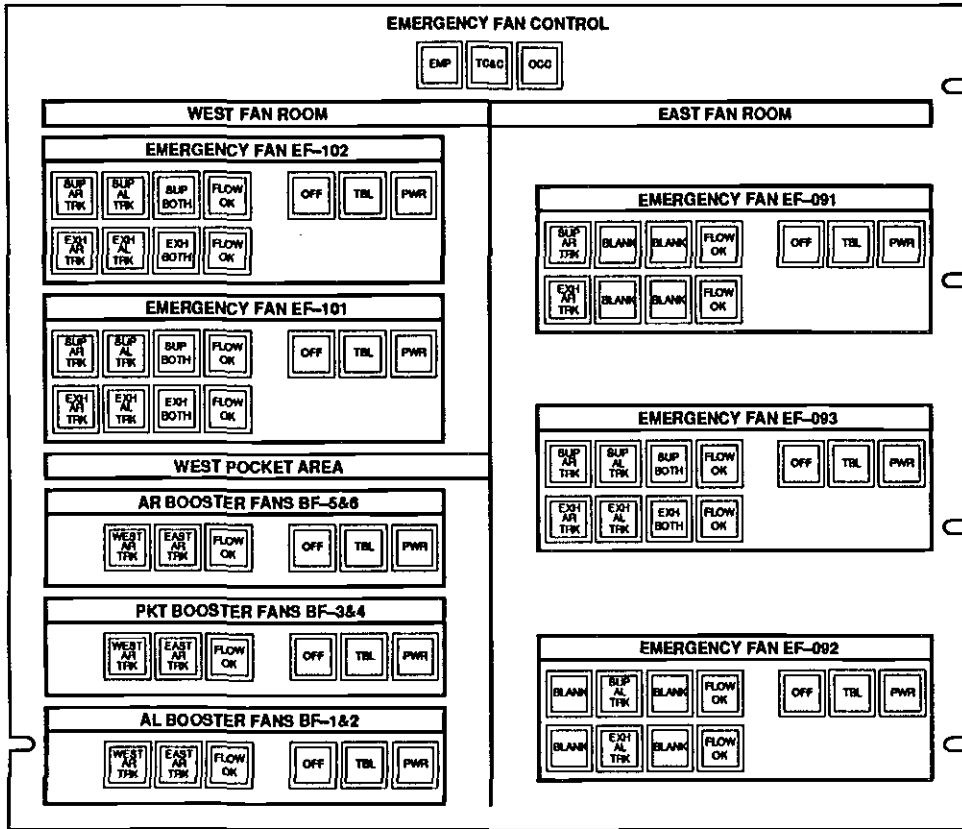


UNDER PLATFORM
EXHAUST FANS:
OFF MODE

STATION
EXHAUST:
NO ACTION
REQUIRED

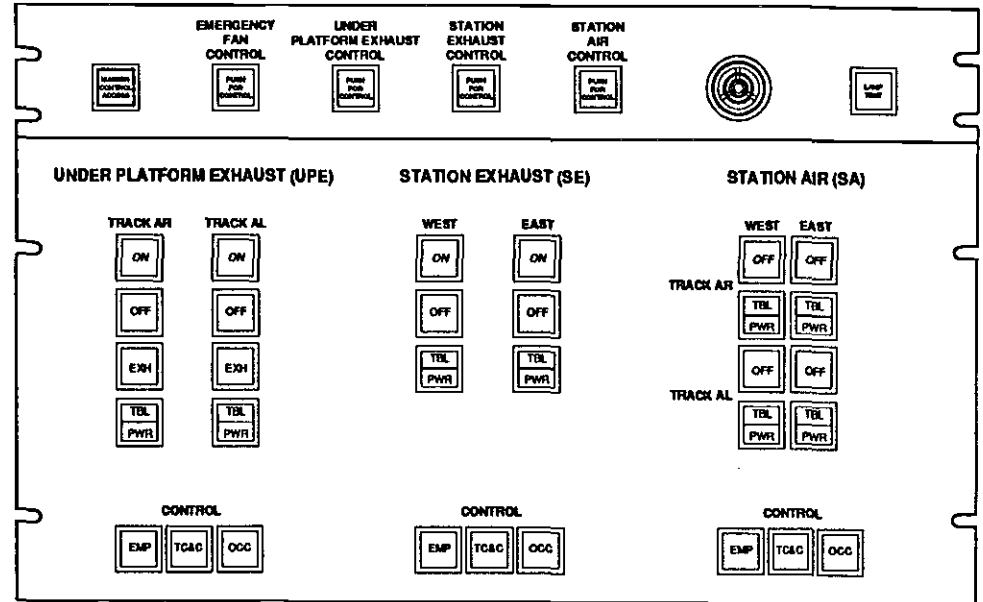
STATION
AIR:
NO ACTION
REQUIRED

SCENARIO: 16 CIVIC/PERSHING ON AR TOWARD PERSHING.



WEST FAN ROOM EMERGENCY FANS:
NO ACTION REQUIRED

EAST FAN ROOM EMERGENCY FANS:
NO ACTION REQUIRED



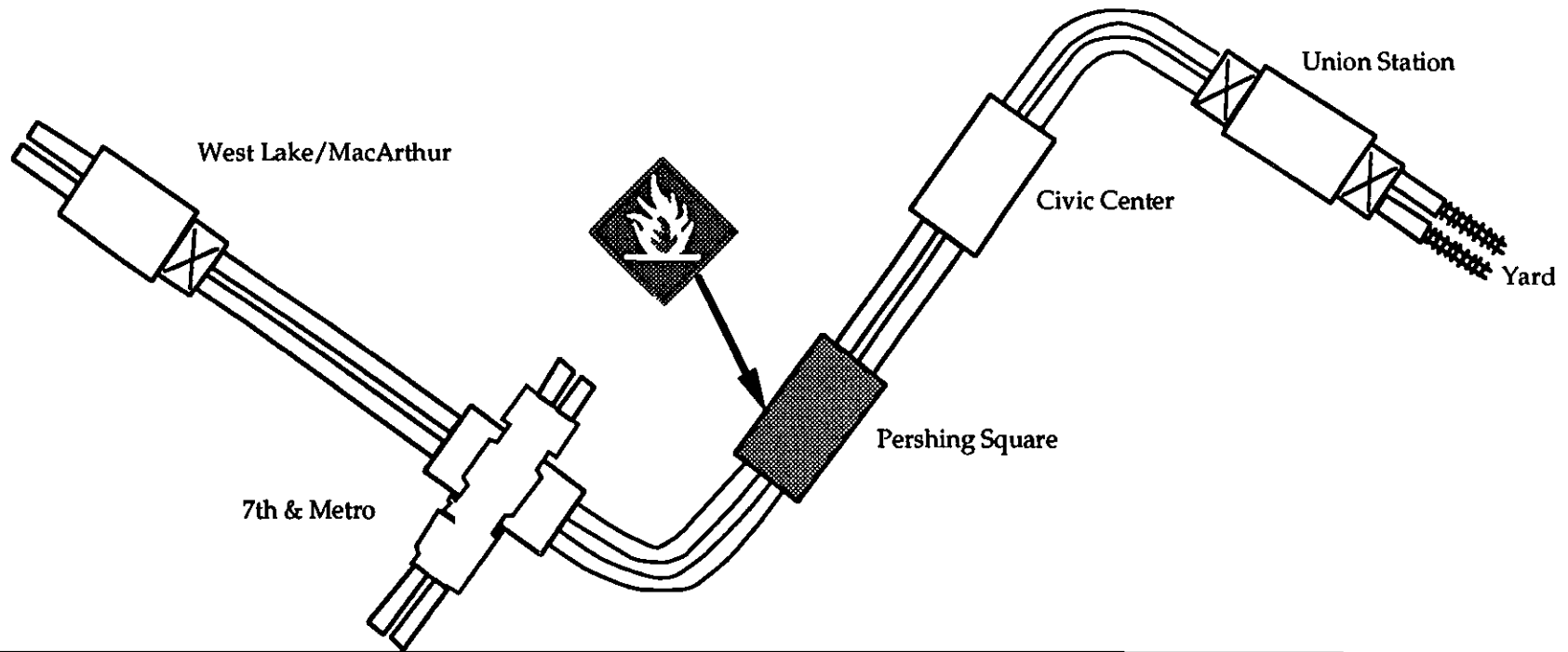
UNDER PLATFORM EXHAUST FANS:
NO ACTION REQUIRED

STATION EXHAUST:
NO ACTION REQUIRED

STATION AIR:
NO ACTION REQUIRED

SCENARIO NUMBER: 17

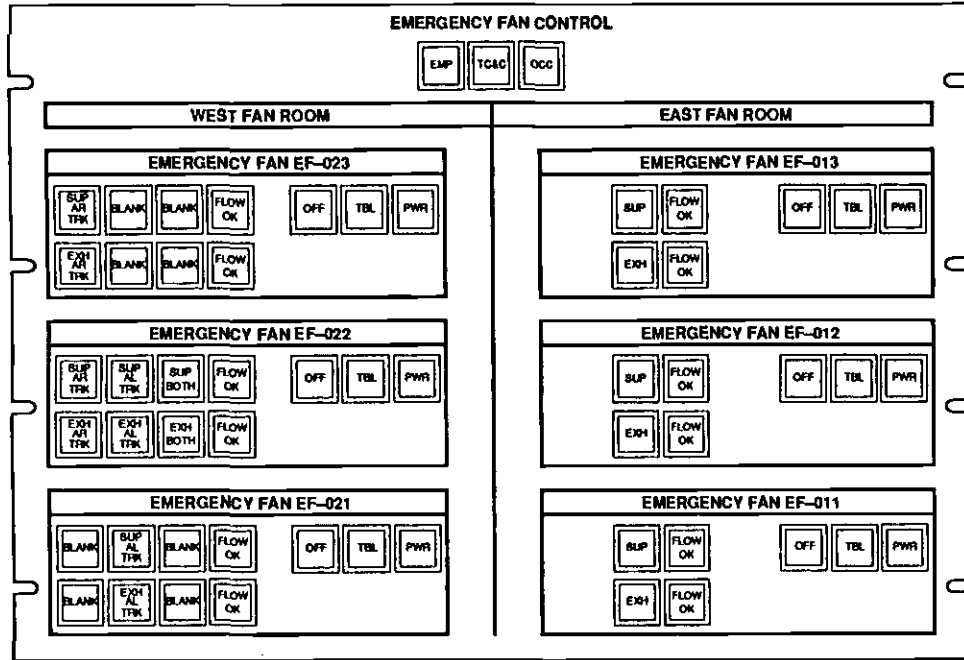
**TRAIN IS DISABLED AT PERSHING SQUARE ON THE
AR/AL TRACK AND PASSENGERS ARE EVACUATING
TOWARD THE STATION EXITS.**



17. Pershing on AL or AR toward Station Exits If train is disabled at Pershing Square on AL or AR track and passengers are evacuating toward station exits, perform the following fan configuration:			
UNION	CIVIC CENTER	PERSHING SQUARE	7TH/METRO CENTER
NO ACTION REQUIRED	NO ACTION REQUIRED	East Fan Room Emergency Fans: EXHAUST MODE, BOTH TUNNELS West Fan Room Emergency Fans: EXHAUST MODE, BOTH TUNNELS Under Platform Exhaust Fan (UPE): EXHAUST MODE, BOTH TUNNELS Station Air (SA) Fans: OFF MODE	NO ACTION REQUIRED

SCENARIO: 17

PERSHING ON AR/AL TOWARD STATION EXIT.

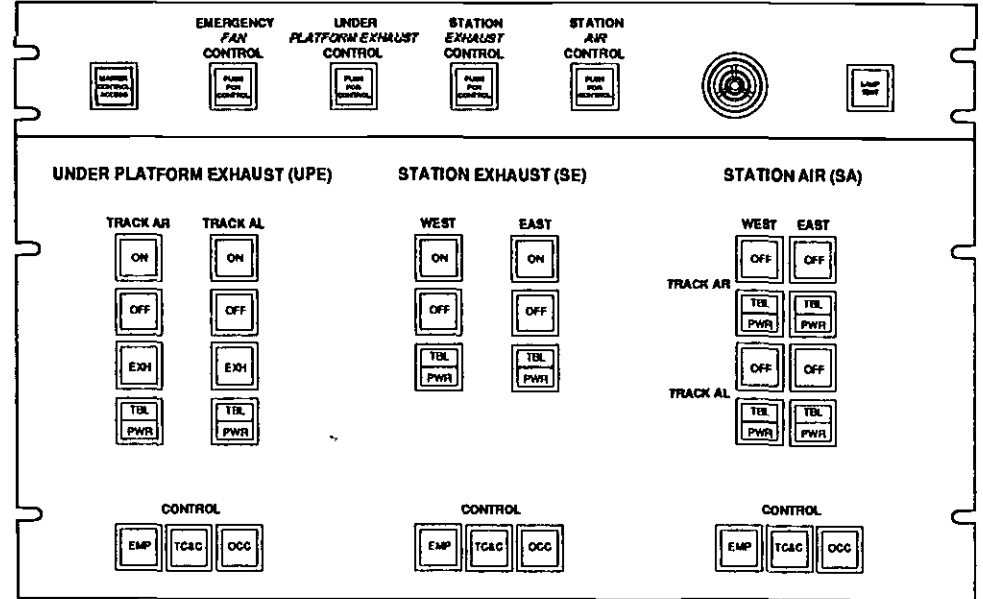


WEST FAN ROOM EMERGENCY FANS:

NO ACTION REQUIRED

EAST FAN ROOM EMERGENCY FANS:

NO ACTION REQUIRED



UNDER PLATFORM EXHAUST FANS:

NO ACTION REQUIRED

STATION EXHAUST:

NO ACTION REQUIRED

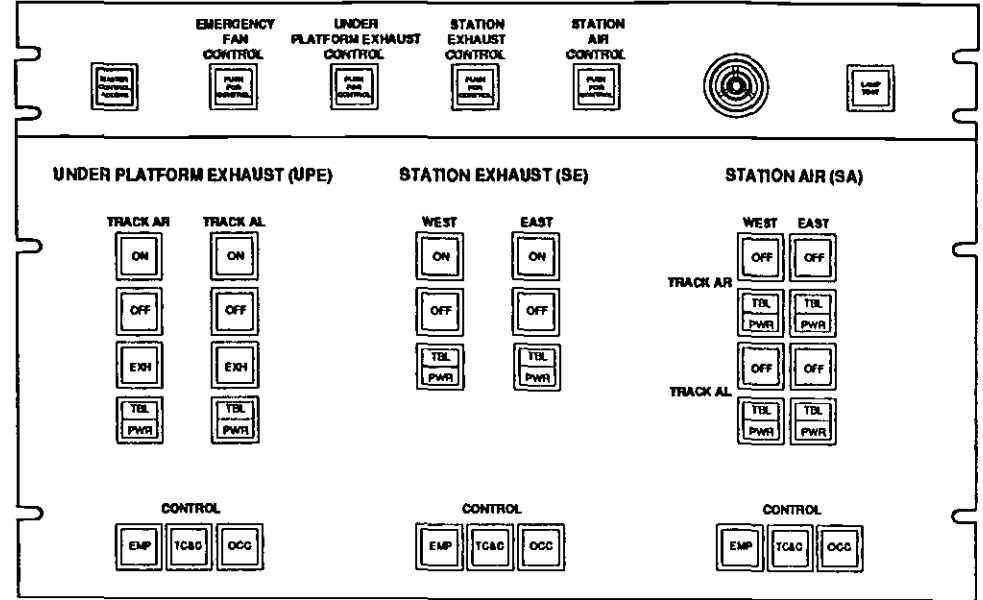
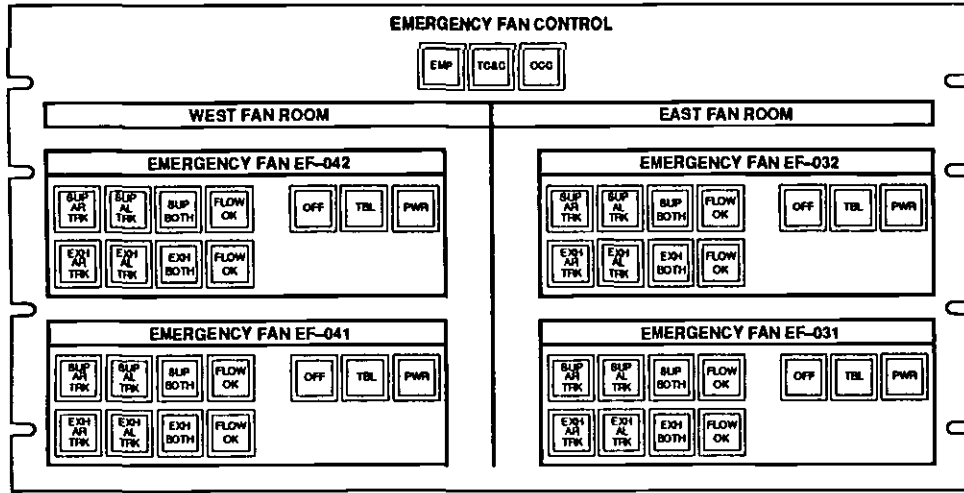
STATION AIR:

NO ACTION REQUIRED

UNION STATION

SCENARIO: 17

PERSHING ON AR/AL TOWARD STATION EXITS



WEST FAN ROOM EMERGENCY FANS:

NO ACTION REQUIRED

EAST FAN ROOM EMERGENCY FANS:

NO ACTION REQUIRED

UNDER PLATFORM EXHAUST FANS:

NO ACTION REQUIRED

STATION EXHAUST:

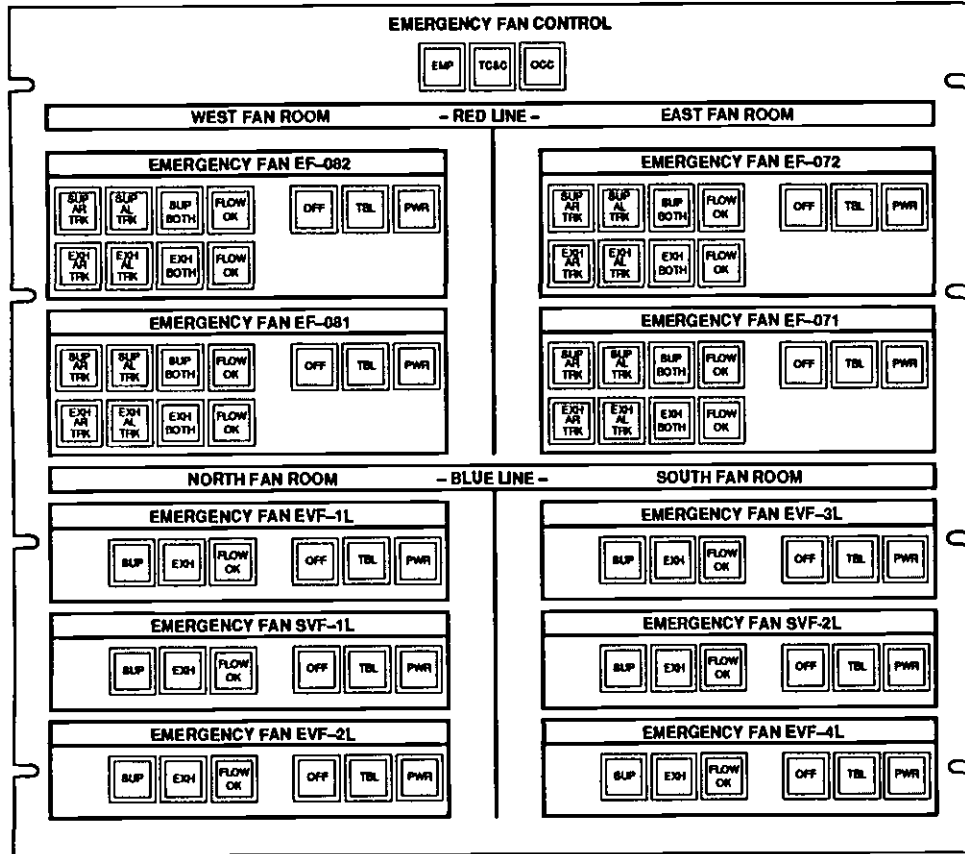
NO ACTION REQUIRED

STATION AIR:

NO ACTION REQUIRED

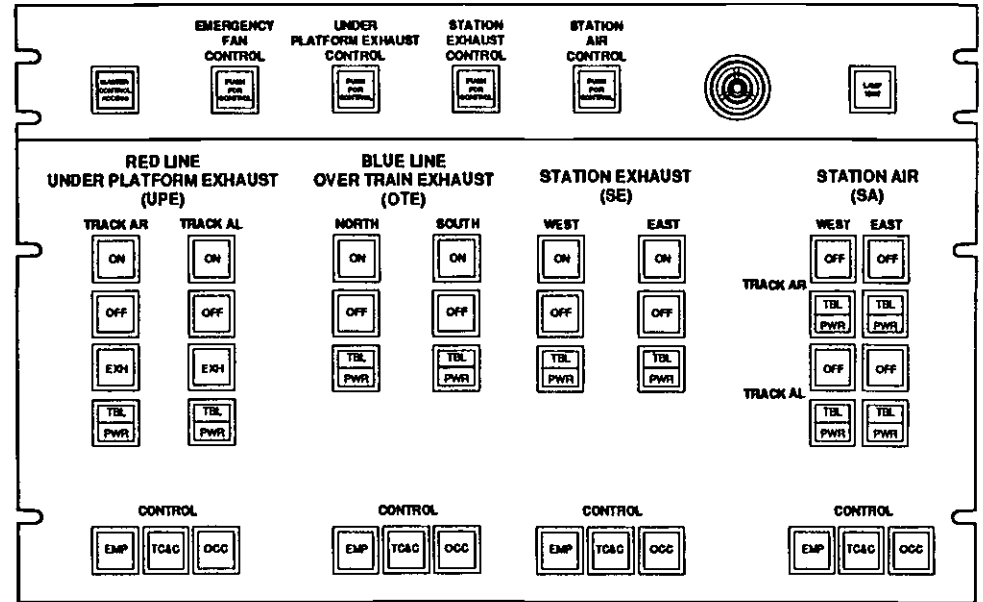
SCENARIO: 17

PERSHING ON AR/AL TOWARD STATION EXITS



WEST FAN ROOM EMERGENCY FANS:
NO ACTION REQUIRED

EAST FAN ROOM EMERGENCY FANS:
NO ACTION REQUIRED



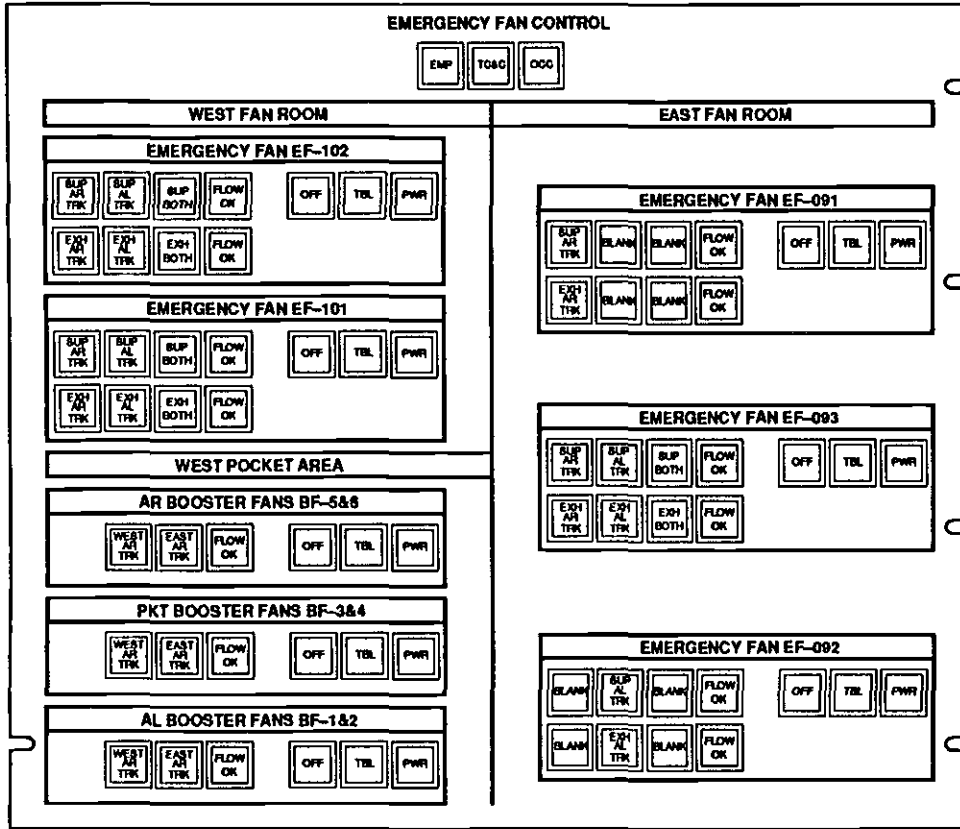
UNDER PLATFORM
EXHAUST FANS:
NO ACTION
REQUIRED

STATION
EXHAUST:
NO ACTION
REQUIRED

STATION
AIR:
NO ACTION
REQUIRED

SCENARIO: 17

PERSHING ON AR/AL TOWARD STATION EXIT.

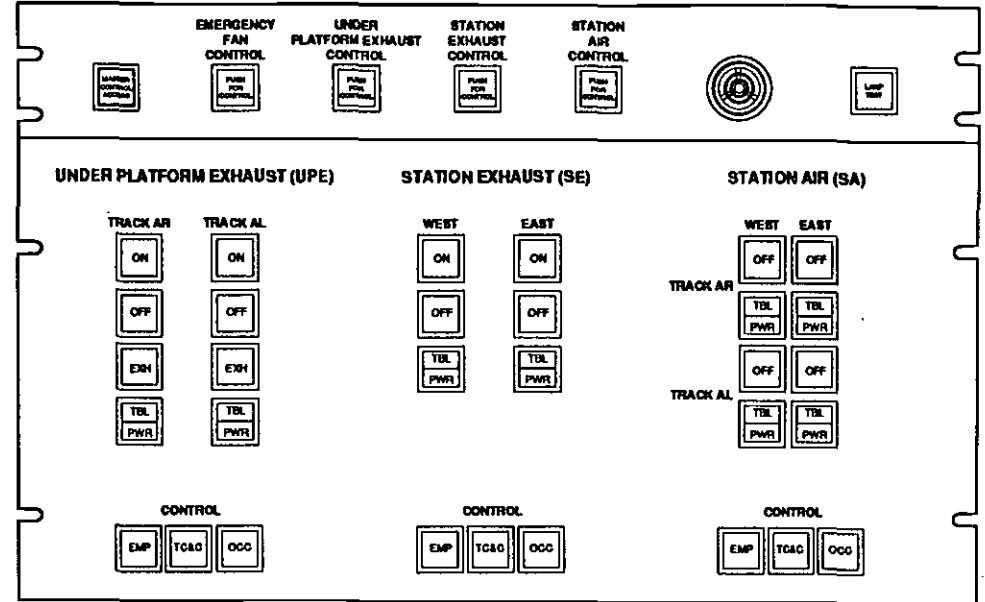


WEST FAN ROOM EMERGENCY FANS:

NO ACTION REQUIRED

EAST FAN ROOM EMERGENCY FANS:

NO ACTION REQUIRED



UNDER PLATFORM EXHAUST FANS:

NO ACTION REQUIRED

STATION EXHAUST:

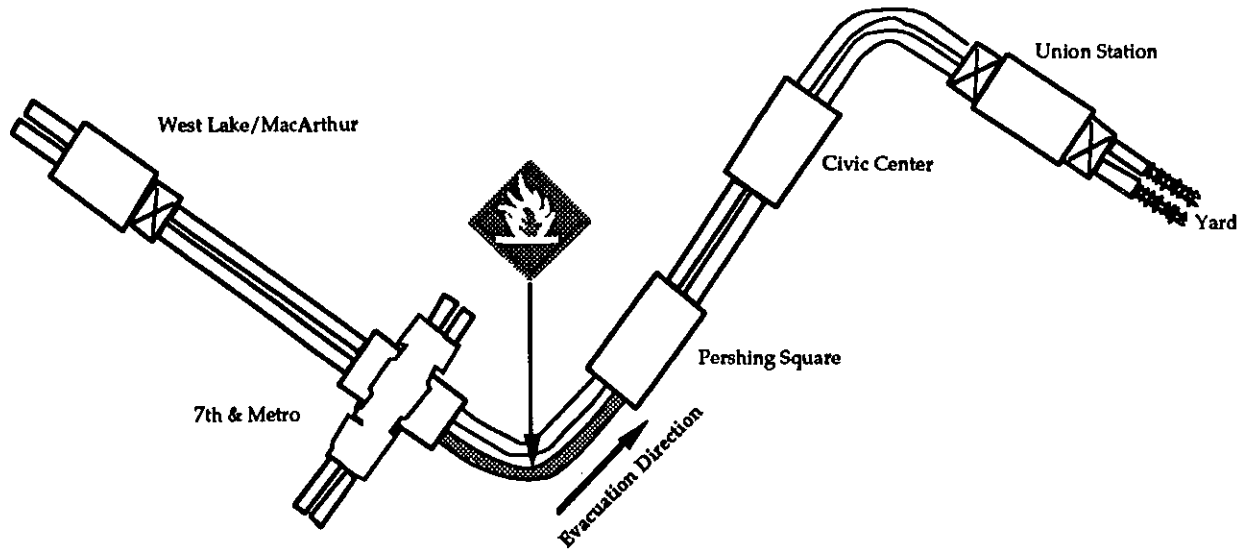
NO ACTION REQUIRED

STATION AIR:

NO ACTION REQUIRED

SCENARIO NUMBER: 18

**TRAIN IS DISABLED BETWEEN PERSHING SQUARE
AND 7TH/METRO ON THE AL TRACK AND PASSENGERS
ARE EVACUATING TOWARD THE PERSHING SQUARE.**



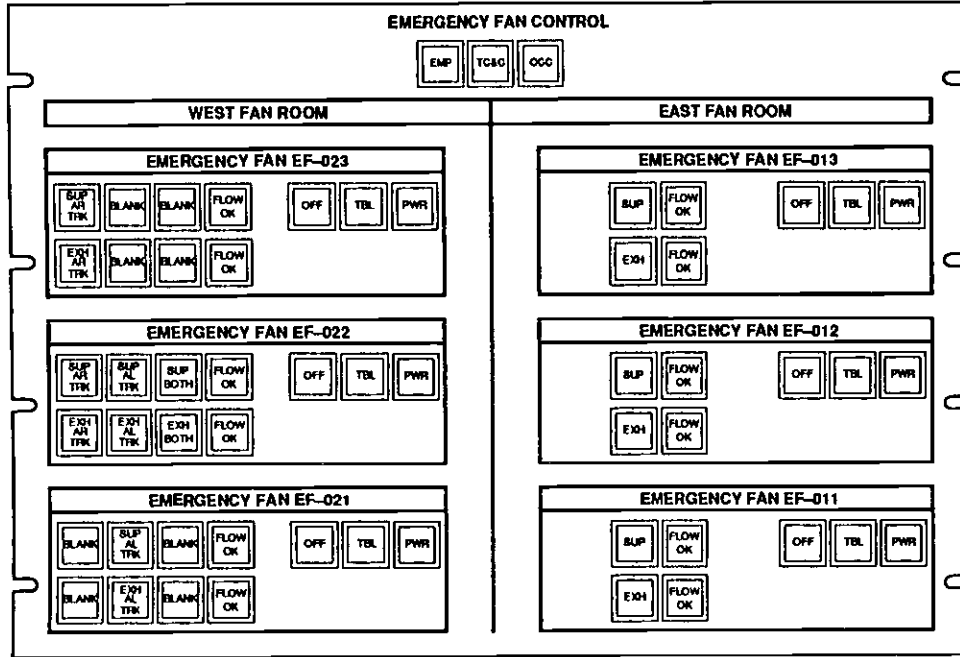
18. Pershing Square/7th Metro on AL toward Pershing Square

If train is disabled between Pershing Square and 7th Metro Stations on AL track and passengers are evacuating toward Pershing Square, perform the following fan configuration:

CIVIC CENTER	PERSHING SQUARE	7TH/METRO CENTER	WESTLAKE/MACARTHUR
<p>East Fan Room Emergency Fans: SUPPLY MODE, BOTH TUNNELS</p> <p>West Fan Room Emergency Fans: SUPPLY MODE, BOTH TUNNELS</p> <p>Under Platform Exhaust Fans (UPE): OFF MODE</p> <p>Station Air (SA) Fans: NO ACTION REQUIRED</p>	<p>East Fan Room Emergency Fans: SUPPLY MODE, BOTH TUNNELS</p> <p>West Fan Room Emergency Fans: SUPPLY MODE, L TRACK ONLY</p> <p>Under Platform Exhaust Fans (UPE): OFF MODE</p> <p>Station Air (SA) Fans: NO ACTION REQUIRED</p>	<p>East Fan Room Emergency Fans: EXHAUST MODE, L TRACK ONLY</p> <p>West Fan Room Emergency Fans: EXHAUST MODE, BOTH TUNNELS</p> <p>Under Platform Exhaust Fans (UPE): EXHAUST MODE, BOTH TUNNELS</p> <p>Station Air (SA) Fans: OFF MODE</p> <p>For the Blue Line LRT Station, perform the following fan configuration:</p> <p>Emergency Ventilation Shaft on the inbound side of the LRT Station: EXHAUST MODE, BOTH TUNNELS</p> <p>Tunnel Exhaust Shaft on the inbound side of the LRT Station: NO ACTION REQUIRED</p> <p>Overhead Track Exhaust Fan: NO ACTION REQUIRED</p> <p>Tunnel Exhaust Shaft on the Outbound side of the LRT Station: NO ACTION REQUIRED</p> <p>Emergency Ventilation Shaft on the outbound side of the LRT Station: EXHAUST MODE, BOTH TUNNELS</p>	<p>East Fan Room Emergency Fans: EXHAUST MODE, ALL FANS</p> <p>West Fan Room Emergency Fans: EXHAUST AR TRACK EF-023 EXHAUST AR AND AL TRACK EF-022 EXHAUST AL TRACK EF-021</p> <p>Under Platform Exhaust Fans (UPE): ON MODE, BOTH TRACKS</p> <p>Station Air (SA) Fans: OFF MODE</p>

SCENARIO: 18

PERSHING/7TH METRO ON AL TOWARD PERSHING.

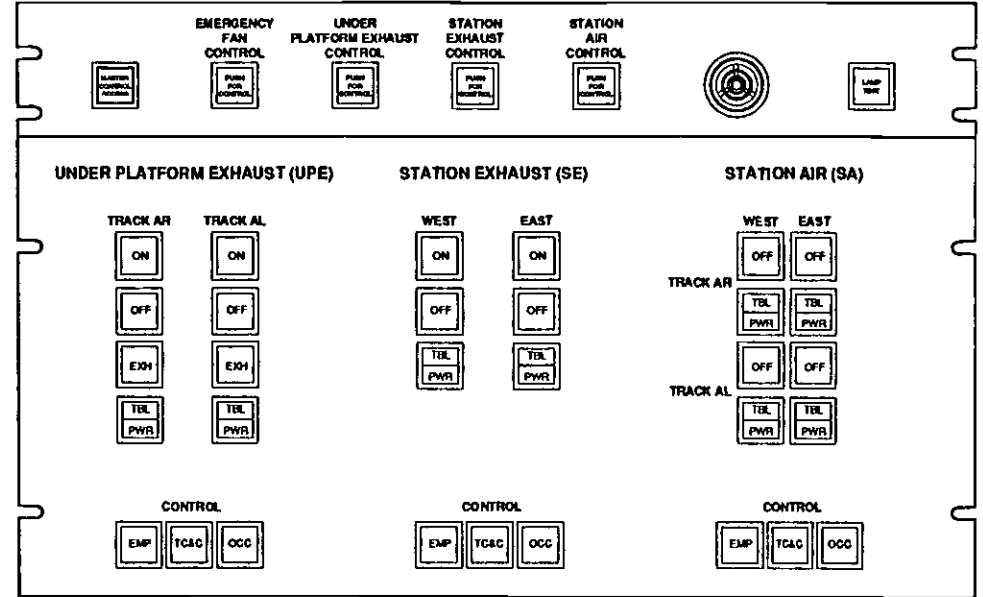


WEST FAN ROOM EMERGENCY FANS:

NO ACTION REQUIRED

EAST FAN ROOM EMERGENCY FANS:

NO ACTION REQUIRED



UNDER PLATFORM EXHAUST FANS:

NO ACTION REQUIRED

STATION EXHAUST:

NO ACTION REQUIRED

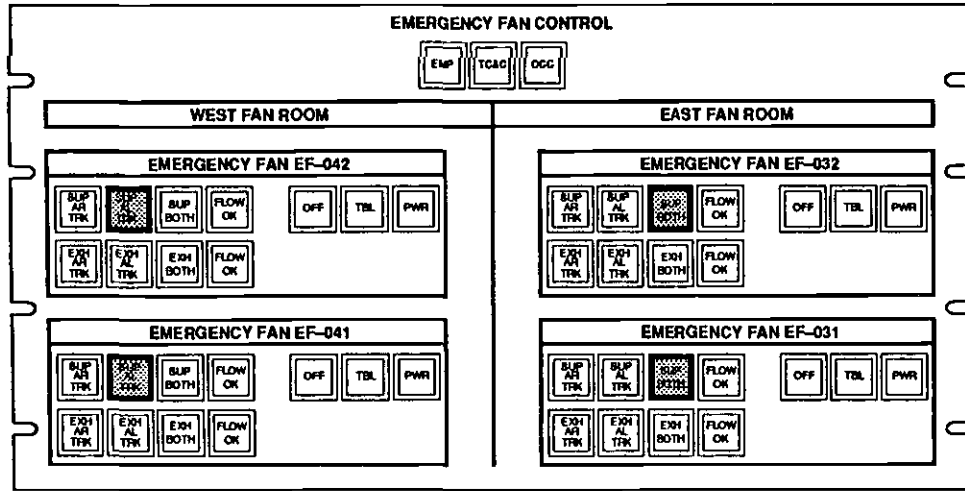
STATION AIR:

NO ACTION REQUIRED

UNION STATION

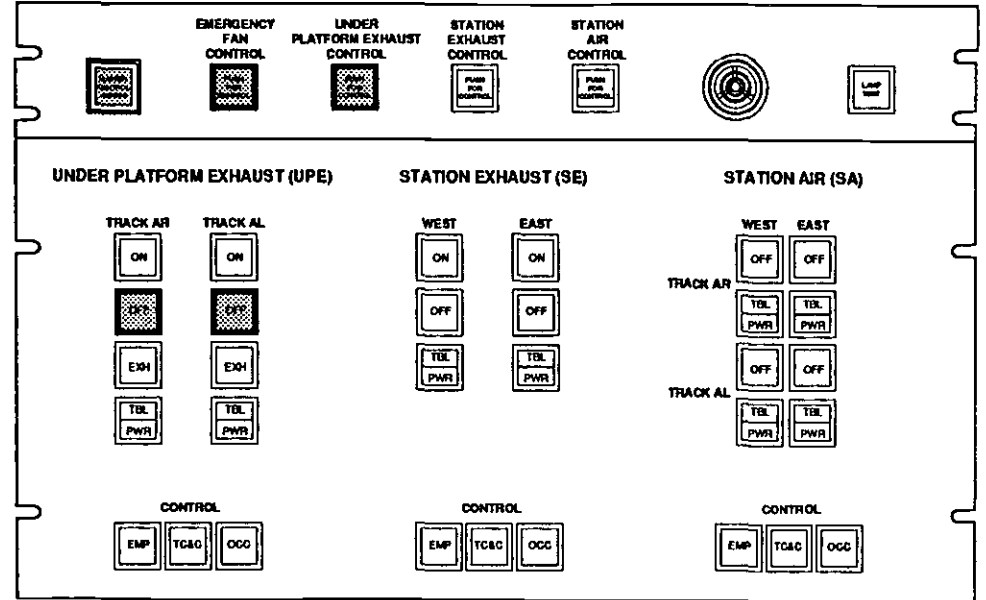
SCENARIO: 18

PERSHING/7TH ON AL TOWARD PERSHING.



WEST FAN ROOM EMERGENCY FANS:
SUPPLY MODE, ALL FANS

EAST FAN ROOM EMERGENCY FANS:
SUPPLY MODE, ALL FANS



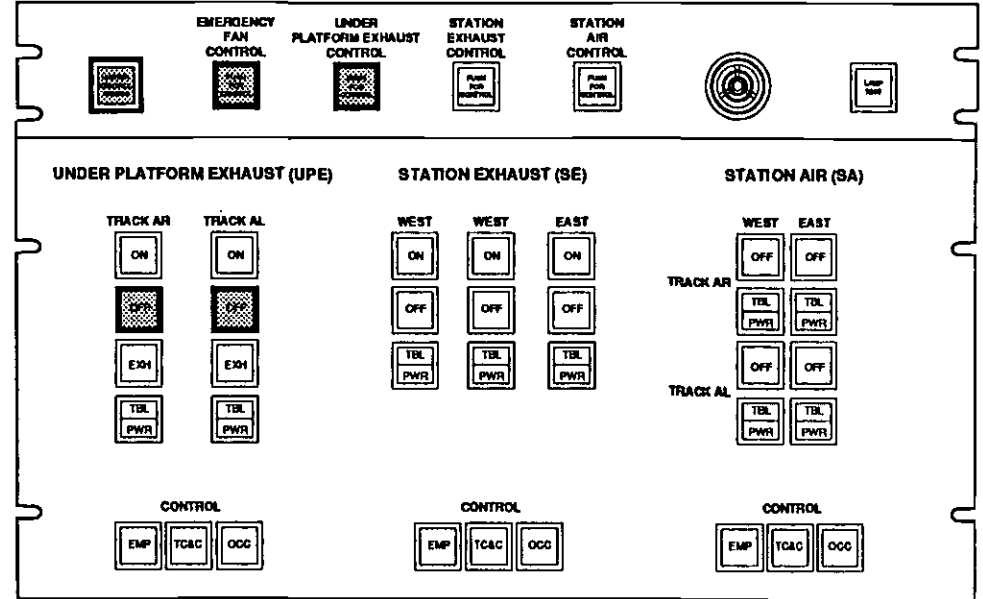
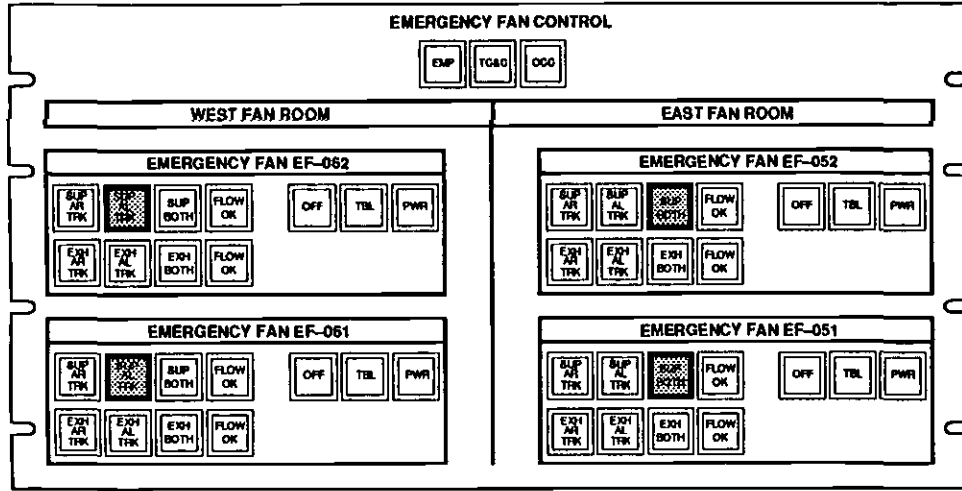
UNDER PLATFORM EXHAUST FANS:
OFF MODE

STATION EXHAUST:
NO ACTION REQUIRED

STATION AIR:
NO ACTION REQUIRED

SCENARIO: 18

PERSHING/7TH METRO ON AL TOWARD PERSHING.



WEST FAN ROOM EMERGENCY FANS:
SUPPLY MODE, AL TRACK ONLY

EAST FAN ROOM EMERGENCY FANS:
SUPPLY MODE, ALL FANS

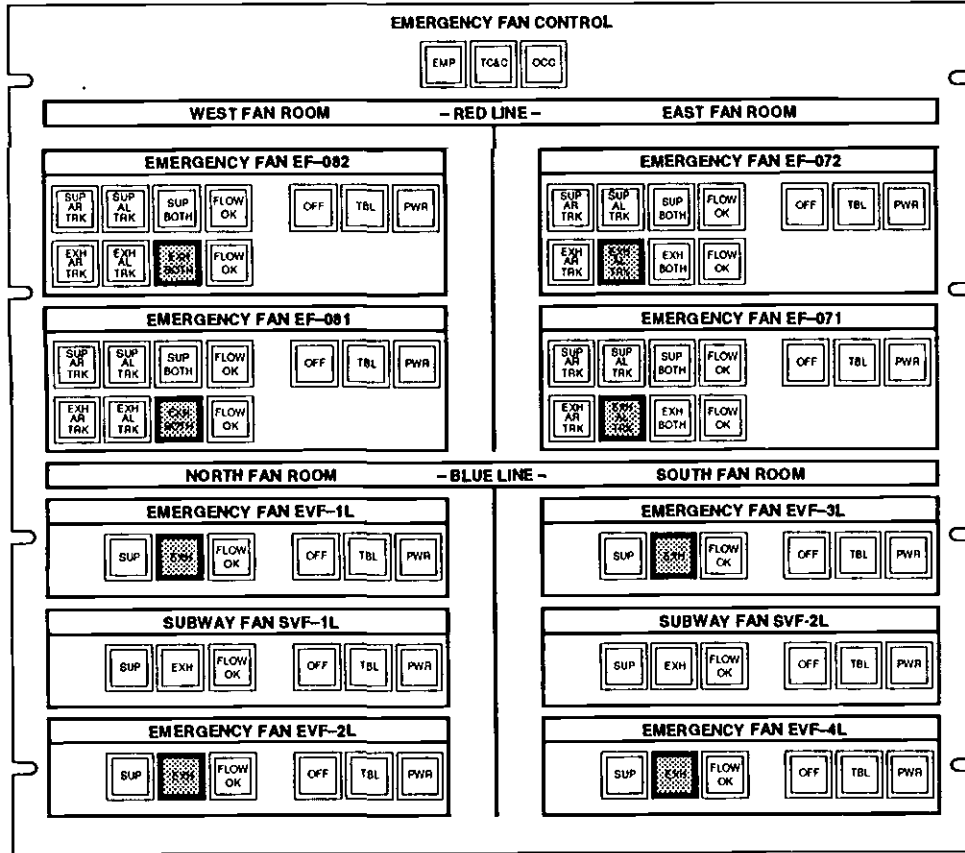
UNDER PLATFORM EXHAUST FANS:
OFF MODE

STATION EXHAUST:
NO ACTION REQUIRED

STATION AIR:
NO ACTION REQUIRED

SCENARIO: 18

PERSHING/7TH METRO ON AL TOWARD PERSHING

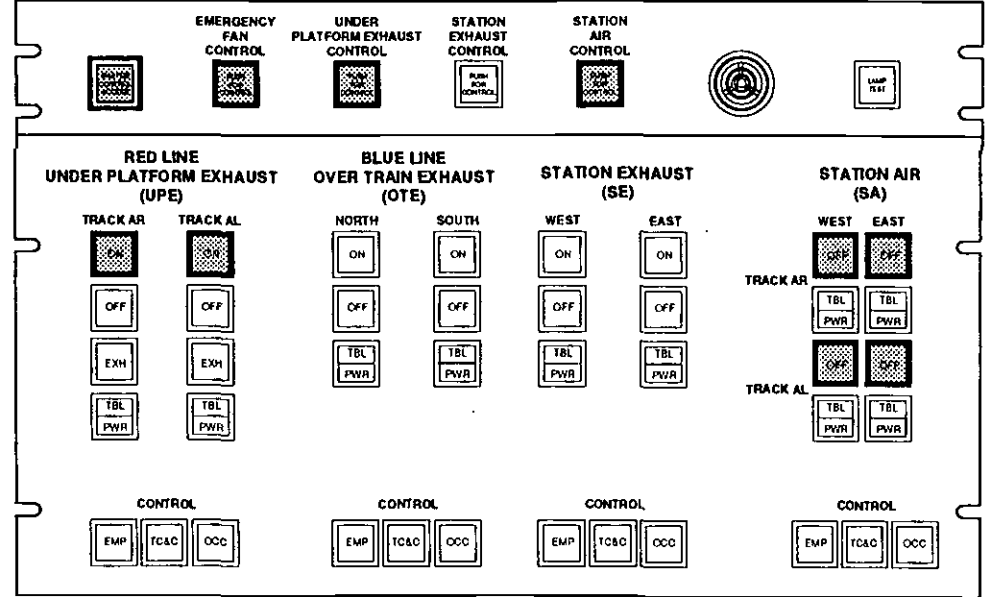


WEST FAN ROOM EMERGENCY FANS:
EXHAUST MODE, ALL FANS

EAST FAN ROOM EMERGENCY FANS:
EXHAUST MODE, AL TRACK ONLY

NORTH FAN ROOM EMERGENCY FANS:
EXHAUST MODE, ALL FANS

SOUTH FAN ROOM EMERGENCY FANS:
EXHAUST MODE, ALL FANS



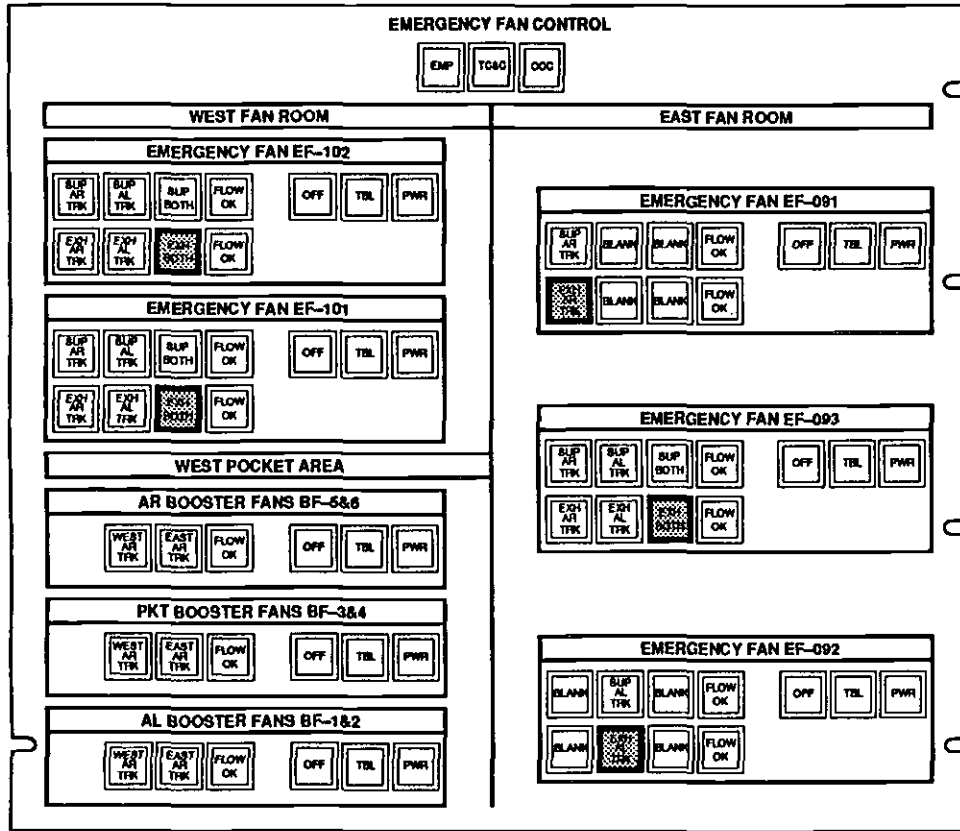
UNDER PLATFORM
 EXHAUST FANS:
**ON MODE,
 ALL FANS**

OVERTRAIN
 EXHAUST FANS
 (OTE):
**NO ACTION
 REQUIRED**

STATION
 EXHAUST:
**NO ACTION
 REQUIRED**

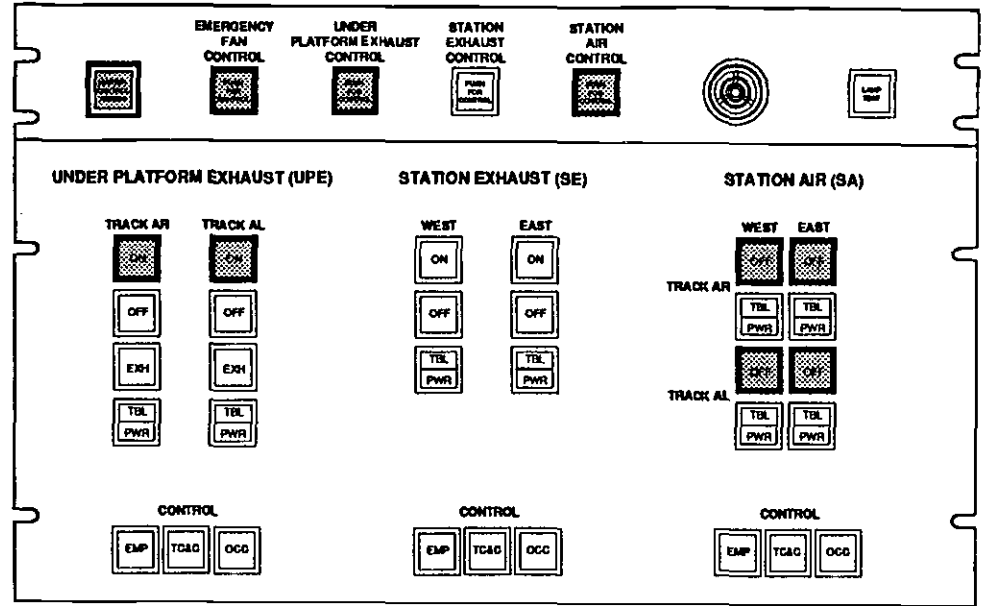
STATION
 AIR:
OFF MODE

SCENARIO: 18
PERSHING/7TH METRO ON AL TOWARD PERSHING.



WEST FAN ROOM EMERGENCY FANS:
EXHAUST MODE, ALL FANS

EAST FAN ROOM EMERGENCY FANS:
EXHAUST MODE, ALL FANS



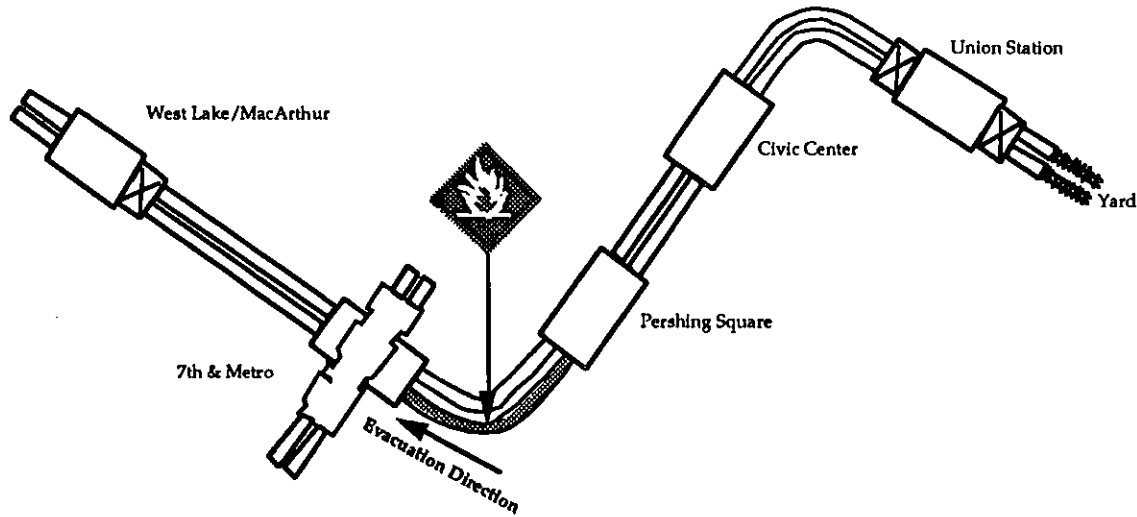
UNDER PLATFORM EXHAUST FANS:
EXHAUST MODE, ALL FANS

STATION EXHAUST:
NO ACTION REQUIRED

STATION AIR:
OFF MODE

SCENARIO NUMBER: 19

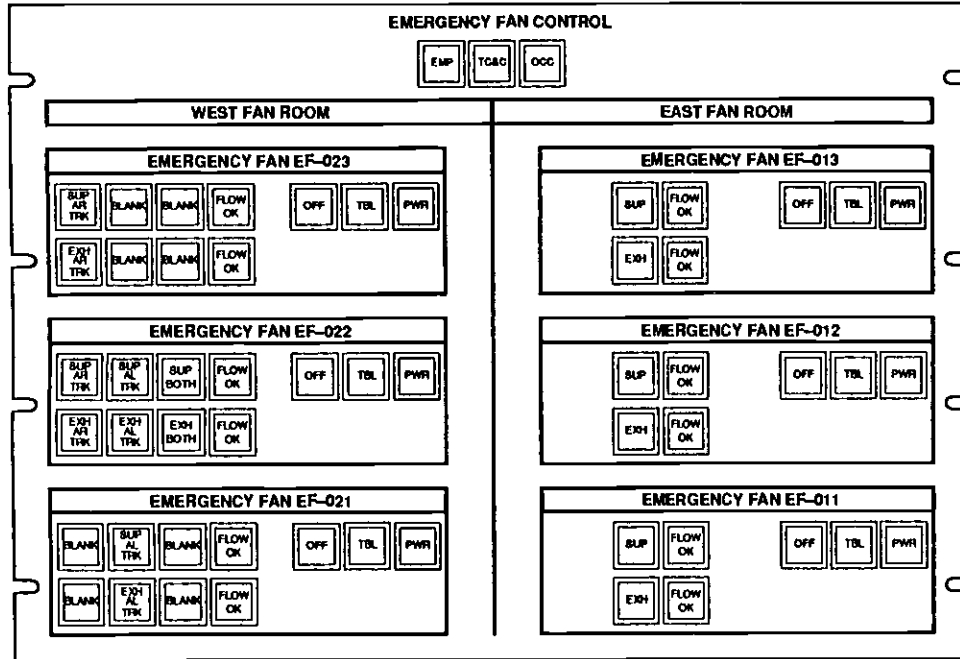
**TRAIN IS DISABLED BETWEEN PERSHING SQUARE
AND 7TH/METRO ON THE AL TRACK AND PASSENGERS
ARE EVACUATING TOWARD THE 7TH/METRO.**



19. Pershing Square/7th Metro on AL toward 7th Metro If train is disabled between Pershing Square and 7th/Metro on AL track and passengers are evacuating toward 7th/Metro, perform the following fan configuration:			
CIVIC CENTER	PERSHING SQUARE	7TH/METRO CENTER	WESTLAKE/MACARTHUR
East Fan Room Emergency Fans: EXHAUST MODE, BOTH TUNNELS West Fan Room Emergency Fans: EXHAUST MODE, BOTH TUNNELS Under Platform Exhaust Fans (UPE): EXHAUST MODE, BOTH TUNNELS Station Air (SA) Fans: OFF MODE	East Fan Room Emergency Fans: EXHAUST MODE, BOTH TUNNELS West Fan Room Emergency Fans: EXHAUST MODE, L TRACK ONLY Under Platform Exhaust Fans (UPE): EXHAUST MODE, BOTH TUNNELS Station Air (SA) Fans: OFF MODE	East Fan Room Emergency Fans: SUPPLY MODE, L TRACK ONLY West Fan Room Emergency Fans: SUPPLY MODE, BOTH TUNNELS Under Platform Exhaust Fan (UPE): OFF MODE Station Air (SA) Fans: NO ACTION REQUIRED For the Blue Line LRT Station, perform the following fan configuration: Emergency Ventilation Shaft on the inbound side of the LRT Station: SUPPLY MODE, BOTH TUNNELS Tunnel Exhaust Shaft on the inbound side of the LRT Station: SUPPLY MODE, BOTH TUNNELS Overhead Track Exhaust Fan: OFF MODE Tunnel Exhaust Shaft on the Outbound side of the LRT Station: SUPPLY MODE, BOTH TUNNELS Emergency Ventilation Shaft on the outbound side of the LRT Station: SUPPLY MODE, BOTH TUNNELS	East Fan Room Emergency Fans: SUPPLY MODE, L TRACK ONLY West Fan Room Emergency Fans: SUPPLY MODE, BOTH TUNNELS Under Platform Exhaust Fans (UPE): OFF MODE Station Air (SA) Fans: NO ACTION REQUIRED

SCENARIO: 19

PERSHING/7TH METRO ON AL TOWARD 7TH/METRO.

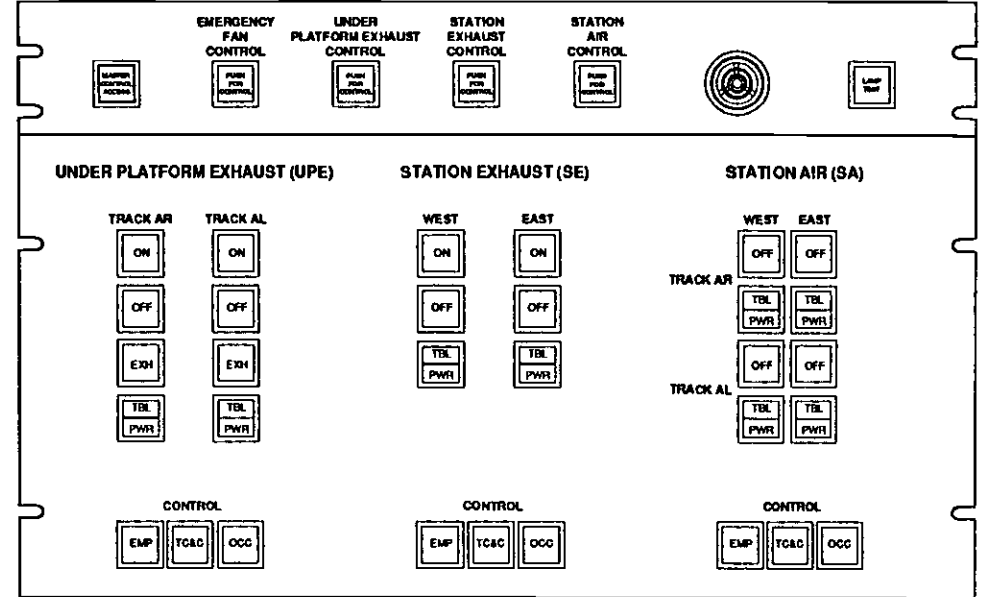


WEST FAN ROOM EMERGENCY FANS:

NO ACTION REQUIRED

EAST FAN ROOM EMERGENCY FANS:

NO ACTION REQUIRED



UNDER PLATFORM EXHAUST FANS:

NO ACTION REQUIRED

STATION EXHAUST:

NO ACTION REQUIRED

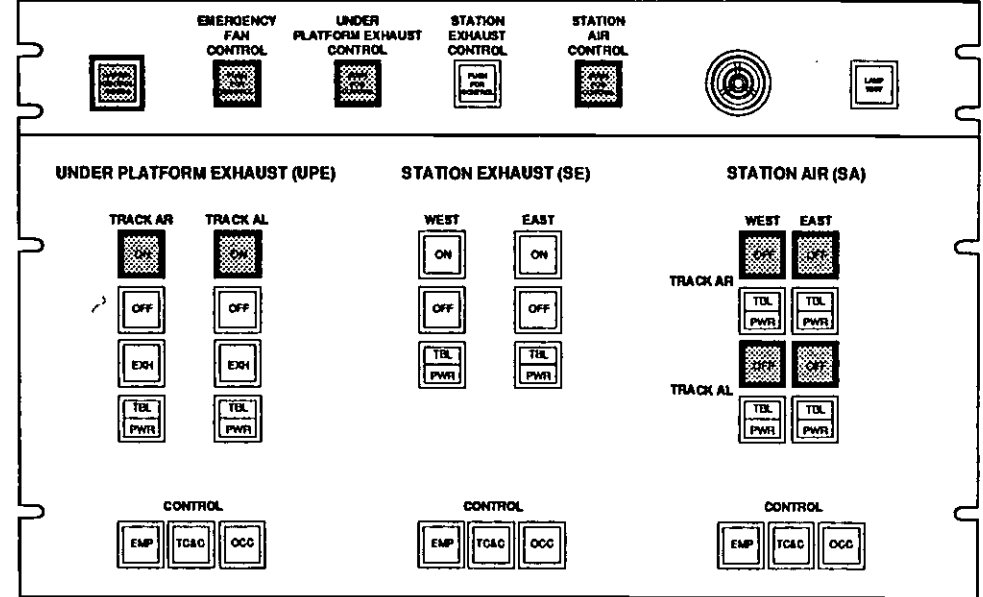
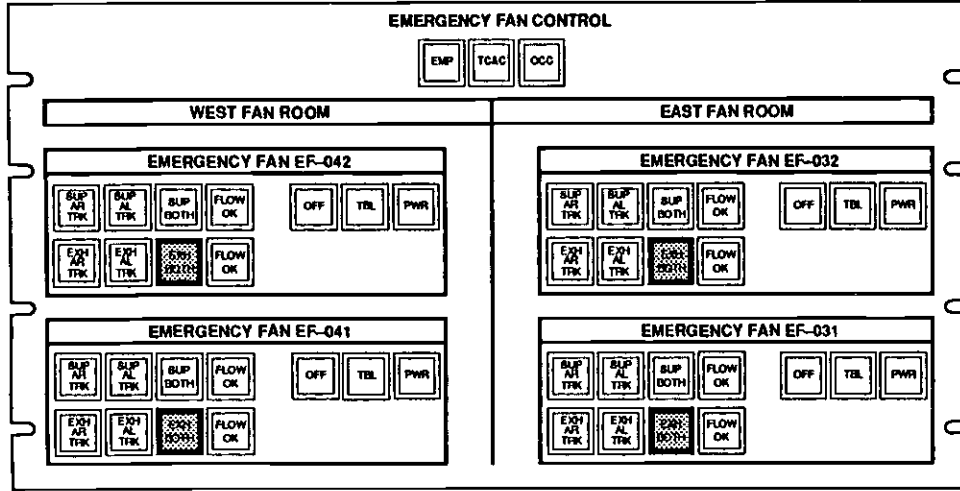
STATION AIR:

NO ACTION REQUIRED

UNION STATION

SCENARIO: 19

PERSHING/7TH METRO ON AL TOWARD 7TH/METRO



WEST FAN ROOM EMERGENCY FANS:

EXHAUST MODE, ALL FANS

EAST FAN ROOM EMERGENCY FANS:

EXHAUST MODE, ALL FANS

UNDER PLATFORM EXHAUST FANS:

EXHAUST MODE, ALL FANS

STATION EXHAUST:

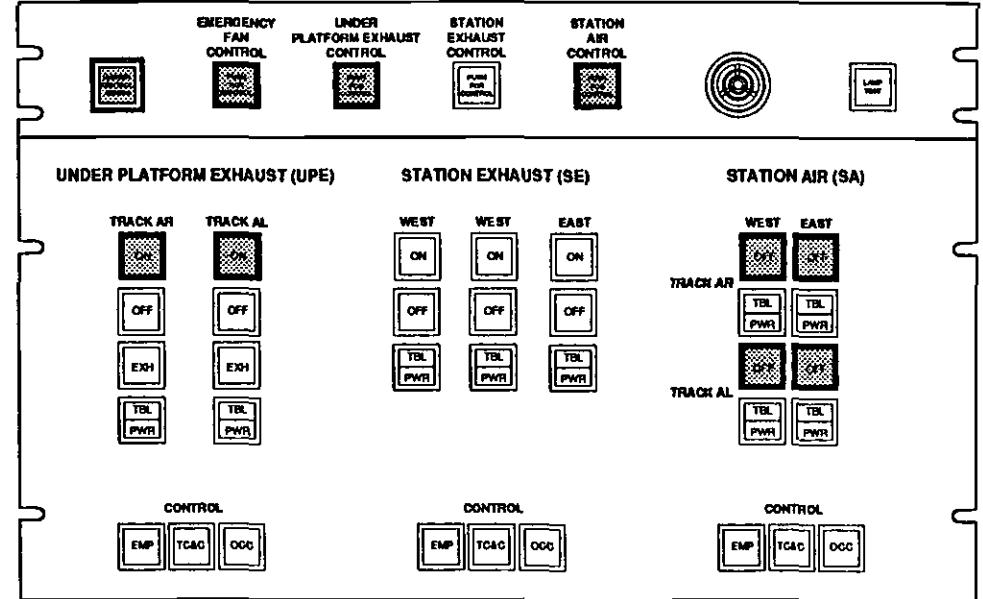
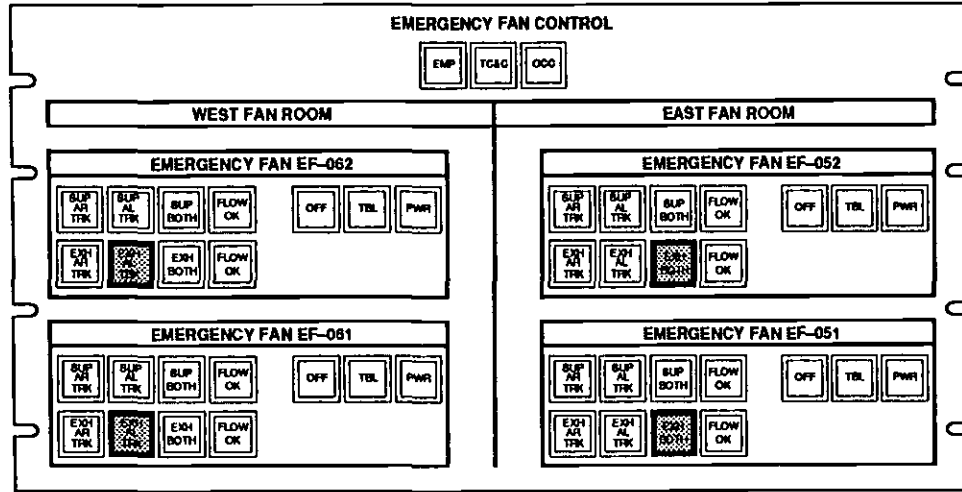
NO ACTION REQUIRED

STATION AIR:

OFF MODE

SCENARIO: 19

PERSHING/7TH METRO ON AL TOWARD 7TH/METRO.



WEST FAN ROOM EMERGENCY FANS:

EXHAUST MODE, AL TRACK ONLY

EAST FAN ROOM EMERGENCY FANS:

EXHAUST MODE, ALL FANS

UNDER PLATFORM EXHAUST FANS:

ON MODE, ALL FANS

STATION EXHAUST:

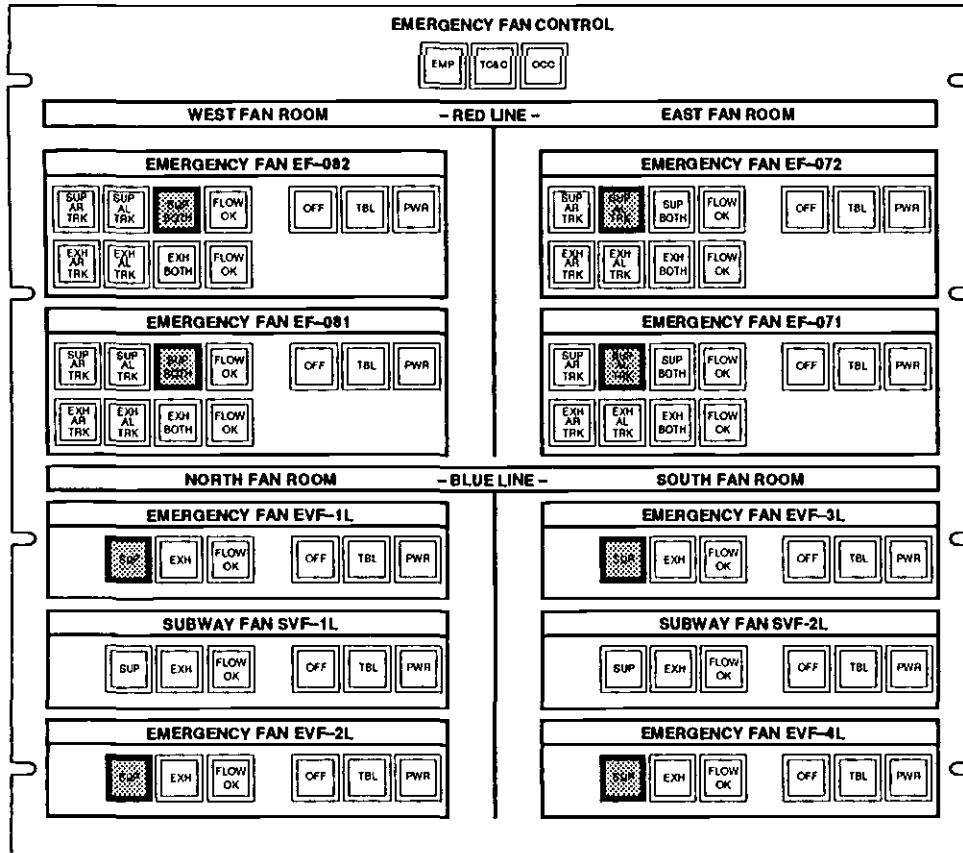
NO ACTION REQUIRED

STATION AIR:

OFF MODE

SCENARIO: 19

PERSHING/7TH METRO ON AL TOWARD 7TH/METRO



WEST FAN ROOM EMERGENCY FANS:

SUPPLY MODE, ALL FANS

EAST FAN ROOM EMERGENCY FANS:

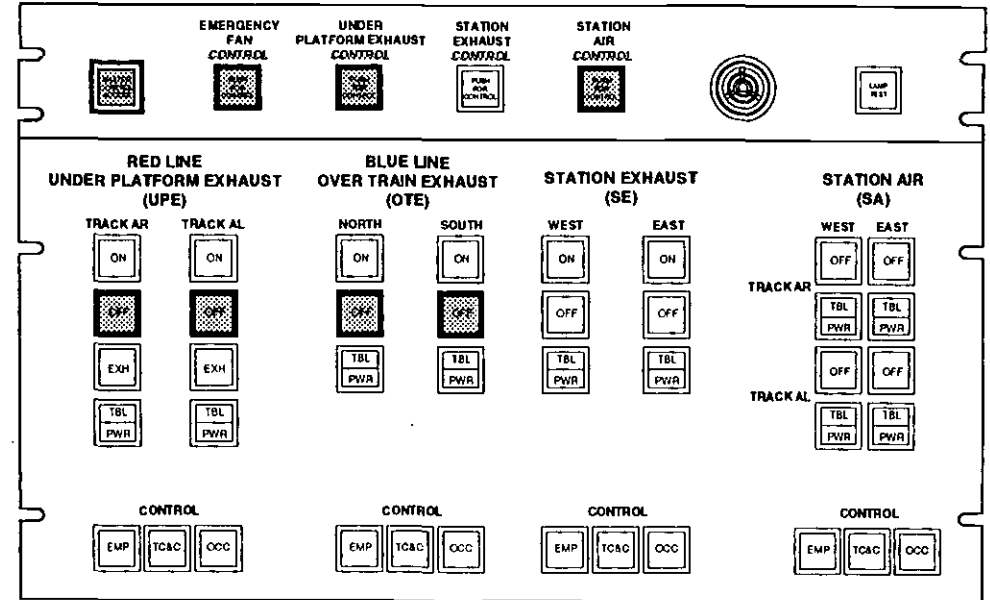
SUPPLY MODE, L TRACK ONLY

NORTH FAN ROOM EMERGENCY FANS:

SUPPLY MODE, ALL FANS

SOUTH FAN ROOM EMERGENCY FANS:

SUPPLY MODE, ALL FANS



UNDER PLATFORM EXHAUST FANS:

OFF MODE

OVERTRAIN EXHAUST FANS (OTE):

OFF MODE

STATION EXHAUST:

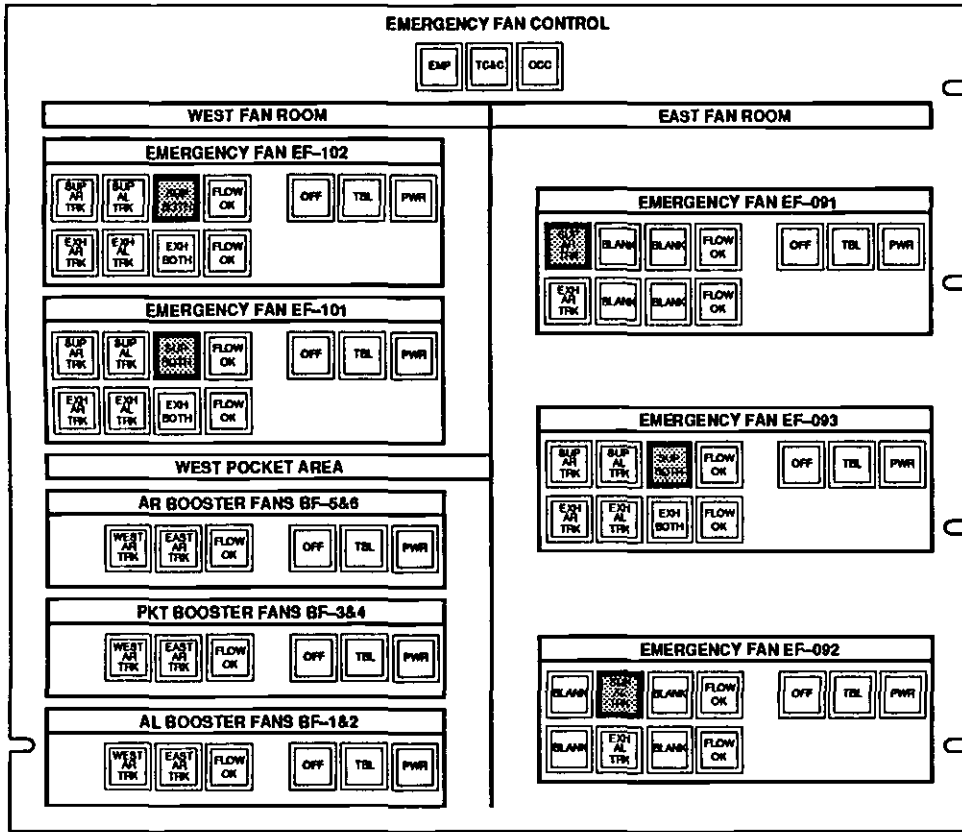
NO ACTION REQUIRED

STATION AIR:

NO ACTION REQUIRED

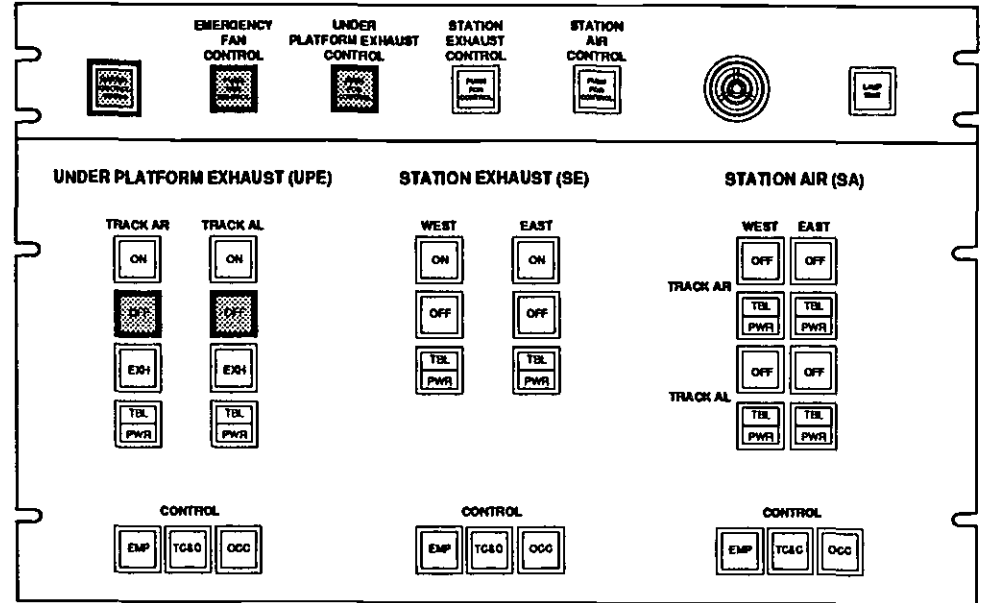
SCENARIO: 19

PERSHING/7TH METRO ON AL TOWARD 7TH/METRO.



WEST FAN ROOM EMERGENCY FANS:
SUPPLY MODE, ALL FANS

EAST FAN ROOM EMERGENCY FANS:
SUPPLY MODE, ALL FANS



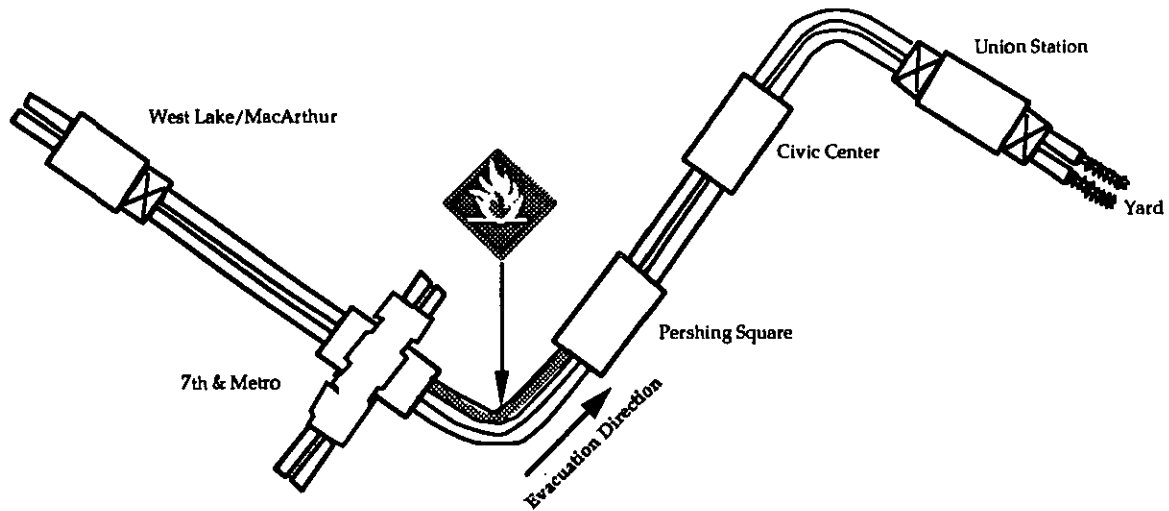
UNDER PLATFORM EXHAUST FANS:
OFF MODE

STATION EXHAUST:
NO ACTION REQUIRED

STATION AIR:
NO ACTION REQUIRED

SCENARIO NUMBER: 20

**TRAIN IS DISABLED BETWEEN PERSHING SQUARE
AND 7TH/METRO ON THE AR TRACK AND
PASSENGERS ARE EVACUATING TOWARD THE
PERSHING SQUARE.**



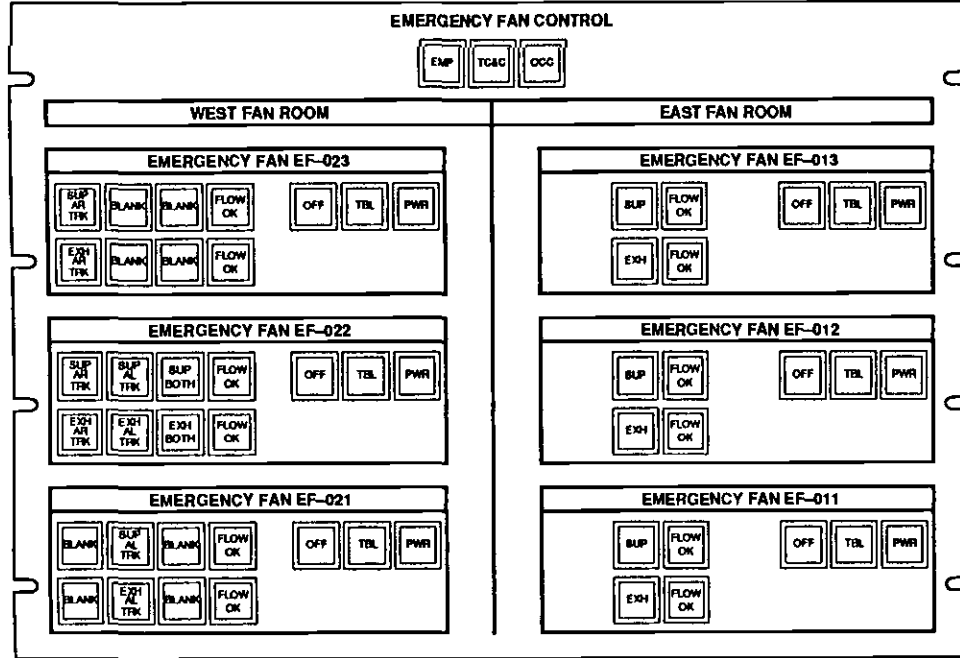
20. Pershing Square/7th Metro on AR toward Pershing Square

If train is disabled between Pershing Square and 7th/Metro on AR track and passengers are evacuating toward Pershing Square, perform the following fan configuration:

CIVIC CENTER	PERSHING SQUARE	7TH/METRO CENTER	WESTLAKE/MACARTHUR
<p>East Fan Room Emergency Fans: SUPPLY MODE, BOTH TUNNELS</p> <p>West Fan Room Emergency Fans: SUPPLY MODE, BOTH TUNNELS</p> <p>Under Platform Exhaust Fans (UPE): OFF MODE</p> <p>Station Air (SA) Fans: NO ACTION REQUIRED</p>	<p>East Fan Room Emergency Fans: SUPPLY MODE, BOTH TUNNELS</p> <p>West Fan Room Emergency Fans: EXHAUST MODE, R TRACK ONLY</p> <p>Under Platform Exhaust Fans (UPE): OFF MODE</p> <p>Station Air (SA) Fans: NO ACTION REQUIRED</p>	<p>East Fan Room Emergency Fans: EXHAUST MODE, BOTH TUNNELS</p> <p>West Fan Room Emergency Fans: EXHAUST MODE, BOTH TUNNELS</p> <p>Under Platform Exhaust Fan (UPE): EXHAUST MODE, BOTH TUNNELS</p> <p>Station Air (SA) Fans: OFF MODE</p> <p>For the Blue Line LRT Station, perform the following fan configuration:</p> <p>Emergency Ventilation Shaft on the inbound side of the LRT Station: EXHAUST MODE, BOTH TUNNELS</p> <p>Tunnel Exhaust Shaft on the inbound side of the LRT Station: NO ACTION REQUIRED</p> <p>Overhead Track Exhaust Fan: NO ACTION REQUIRED</p> <p>Tunnel Exhaust Shaft on the Outbound side of the LRT Station: NO ACTION REQUIRED</p> <p>Emergency Ventilation Shaft on the outbound side of the LRT Station: EXHAUST MODE, BOTH TUNNELS</p>	<p>East Fan Room Emergency Fans: EXHAUST MODE, BOTH TUNNELS</p> <p>West Fan Room Emergency Fans: EXHAUST MODE, BOTH TUNNELS</p> <p>Under Platform Exhaust Fans (UPE): EXHAUST MODE, BOTH TUNNELS</p> <p>Station Air (SA) Fans: OFF MODE</p>

SCENARIO: 20

PERSHING/7TH METRO ON AR TOWARD PERSHING.

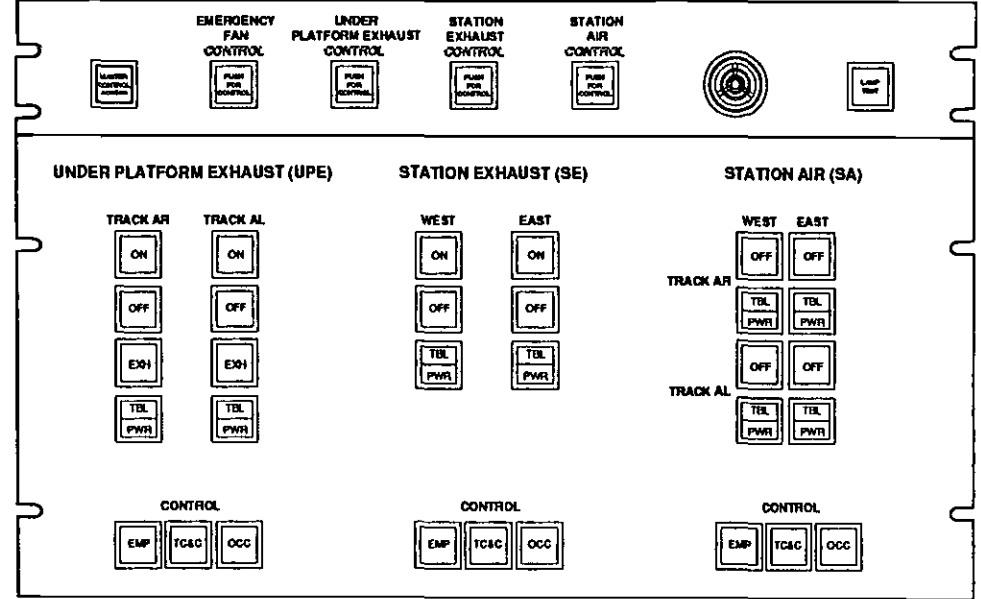


WEST FAN ROOM EMERGENCY FANS:

NO ACTION REQUIRED

EAST FAN ROOM EMERGENCY FANS:

NO ACTION REQUIRED



UNDER PLATFORM EXHAUST FANS:

NO ACTION REQUIRED

STATION EXHAUST:

NO ACTION REQUIRED

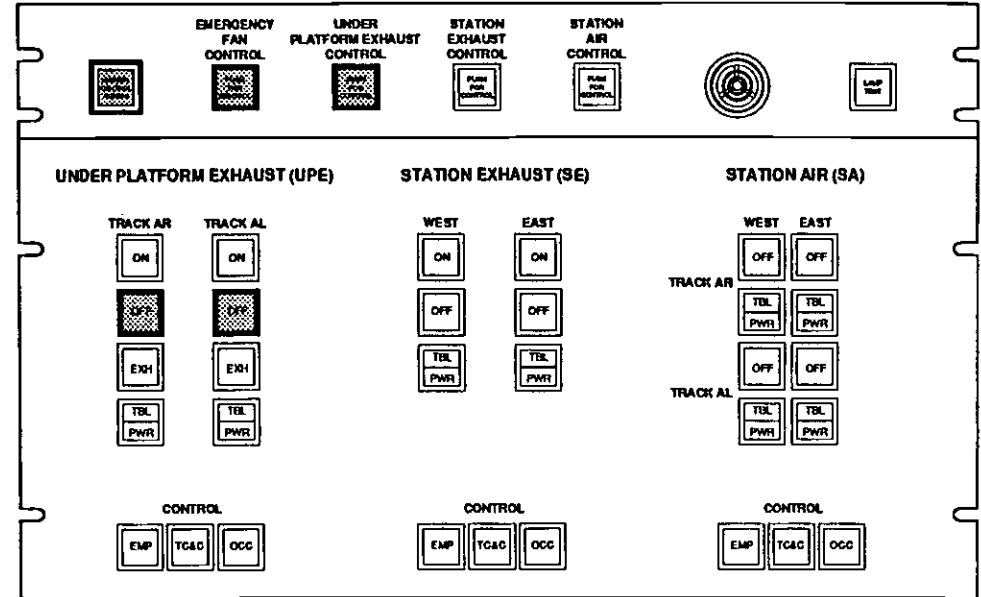
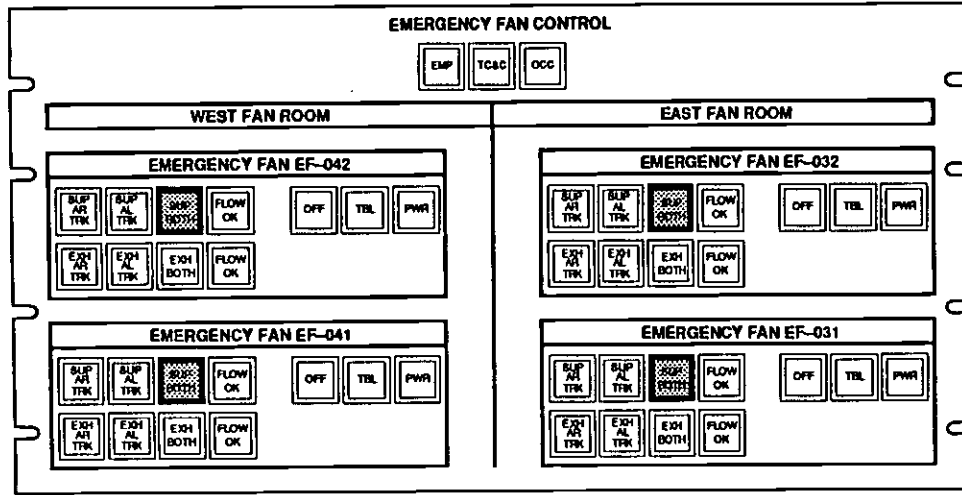
STATION AIR:

NO ACTION REQUIRED

UNION STATION

SCENARIO: 20

PERSHING/7TH METRO ON AR TOWARD PERSHING.



WEST FAN ROOM EMERGENCY FANS:

SUPPLY MODE, ALL FANS

EAST FAN ROOM EMERGENCY FANS:

SUPPLY MODE, ALL FANS

UNDER PLATFORM EXHAUST FANS:

OFF MODE

STATION EXHAUST:

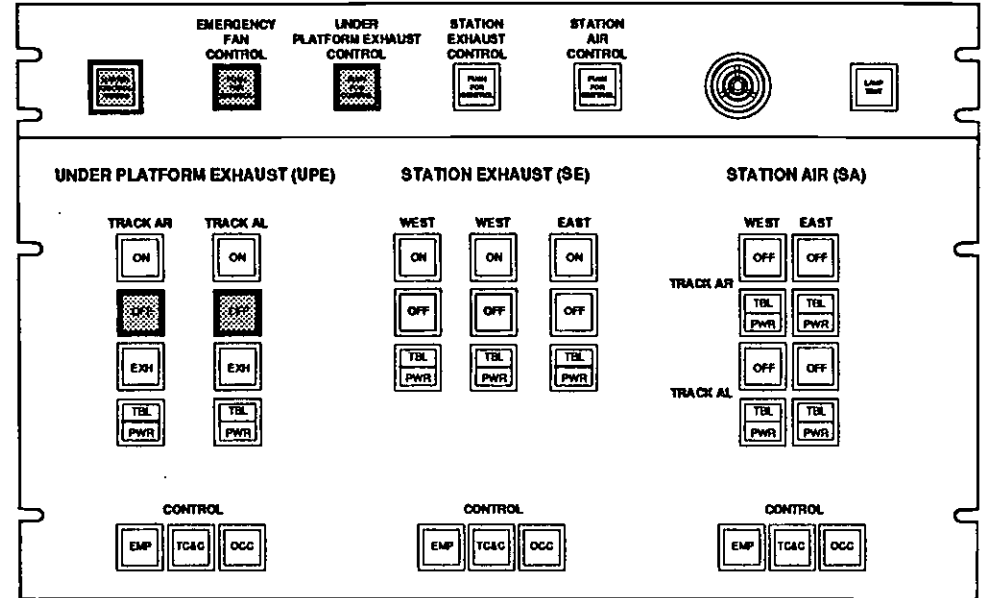
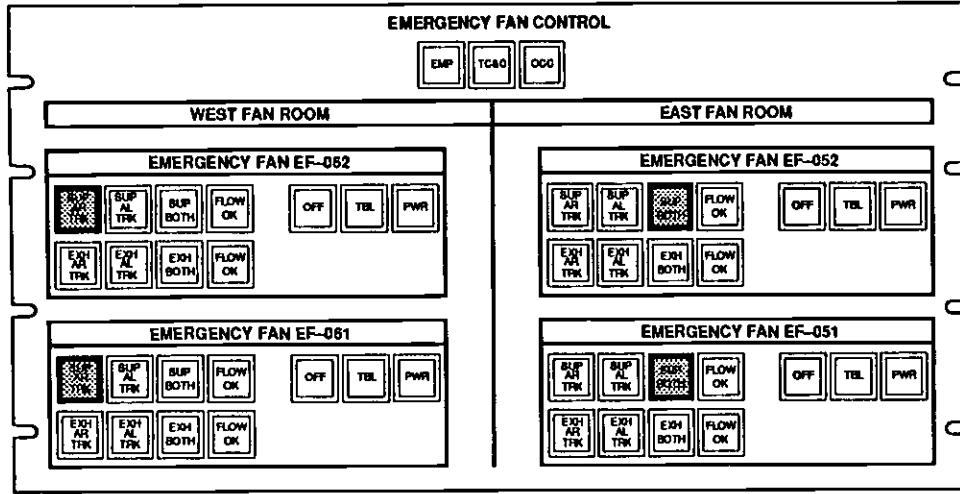
NO ACTION REQUIRED

STATION AIR:

NO ACTION REQUIRED

SCENARIO: 20

PERSHING/7TH METRO ON AR TOWARD PERSHING.



WEST FAN ROOM EMERGENCY FANS:
SUPPLY MODE, AR TRACK ONLY

EAST FAN ROOM EMERGENCY FANS:
SUPPLY MODE, ALL FANS

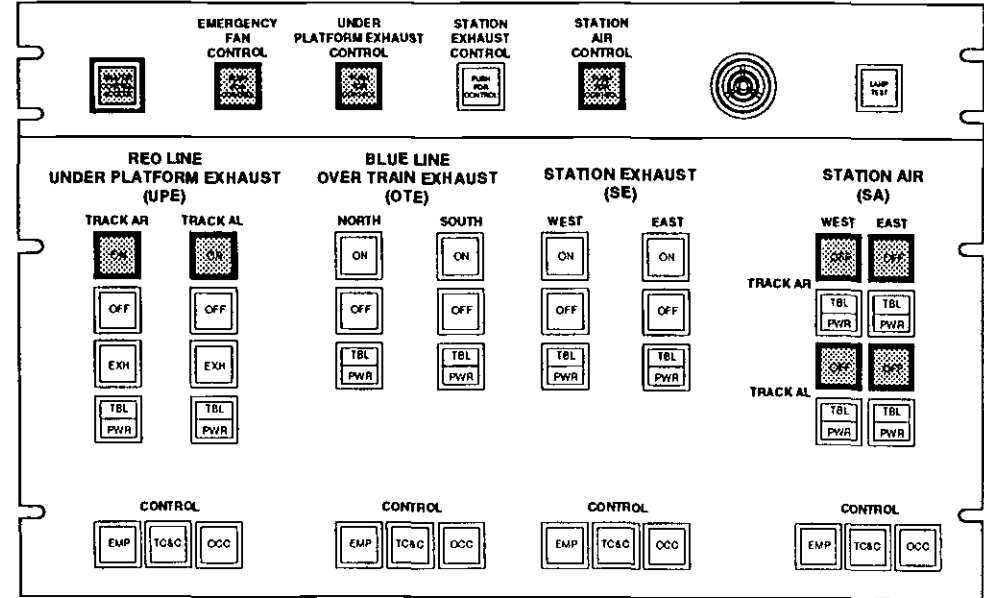
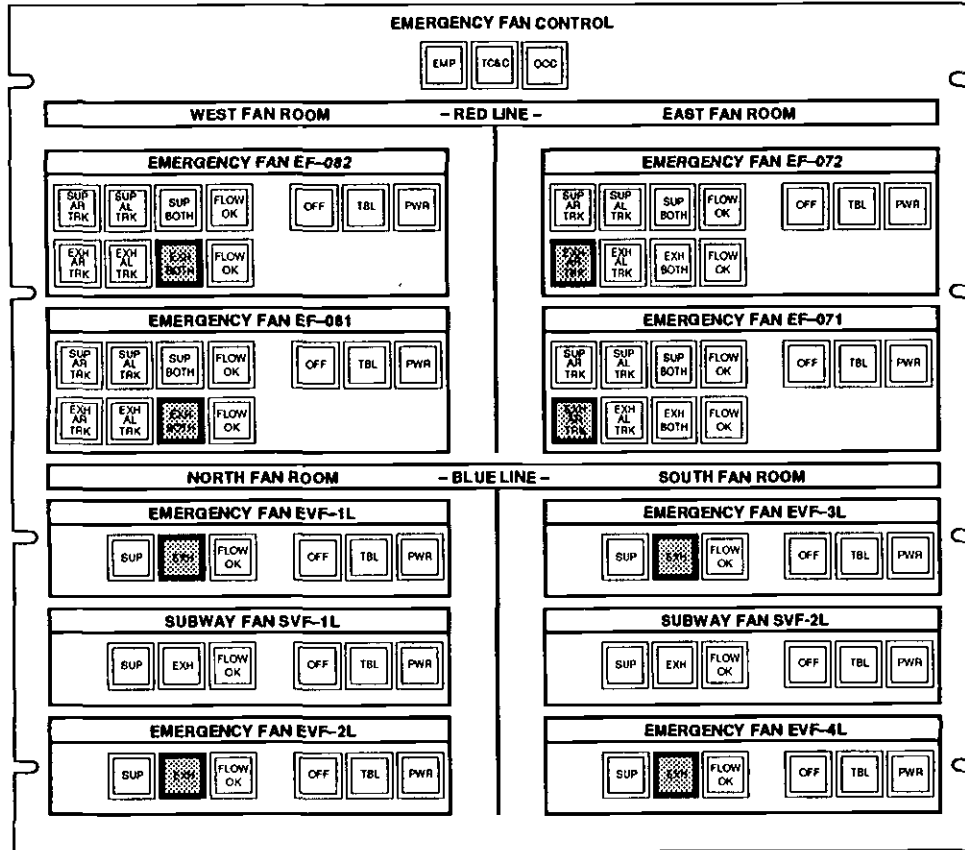
UNDER PLATFORM EXHAUST FANS:
OFF

STATION EXHAUST:
NO ACTION REQUIRED

STATION AIR:
NO ACTION REQUIRED

SCENARIO: 20

PERSHING/7TH METRO ON AR TOWARD PERSHING



UNDER PLATFORM EXHAUST FANS:

ON MODE, ALL FANS

OVERTRAIN EXHAUST FANS (OTE):

NO ACTION REQUIRED

STATION EXHAUST:

NO ACTION REQUIRED

STATION AIR:

OFF MODE

WEST FAN ROOM EMERGENCY FANS:

EXHAUST MODE, ALL FANS

EAST FAN ROOM EMERGENCY FANS:

EXHAUST MODE, AR TRACK ONLY

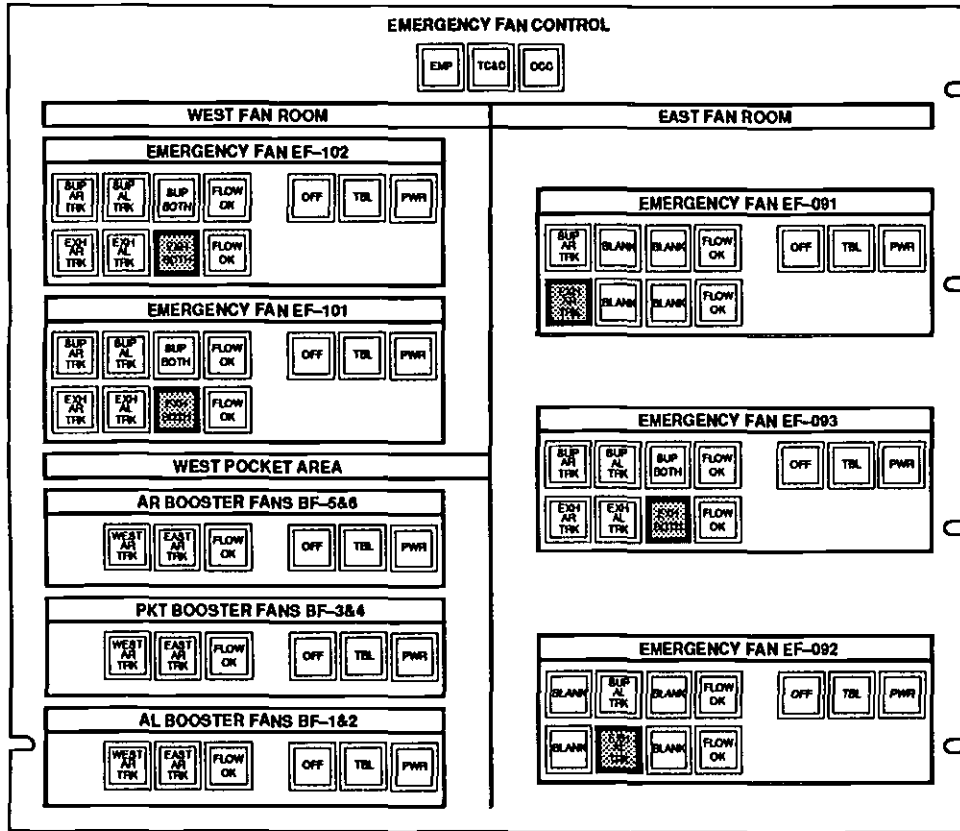
NORTH FAN ROOM EMERGENCY FANS:

EXHAUST MODE, ALL FANS

SOUTH FAN ROOM EMERGENCY FANS:

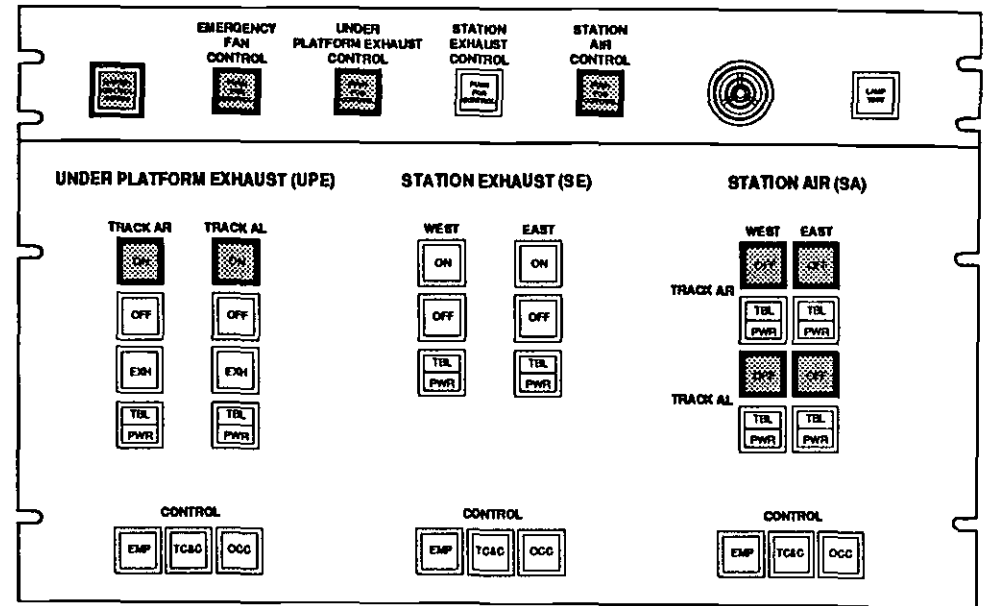
EXHAUST MODE, ALL FANS

SCENARIO: 20
PERSHING/7TH METRO ON AR TOWARD PERSHING.



WEST FAN ROOM EMERGENCY FANS:
EXHAUST MODE, ALL FANS

EAST FAN ROOM EMERGENCY FANS:
EXHAUST MODE, ALL FANS



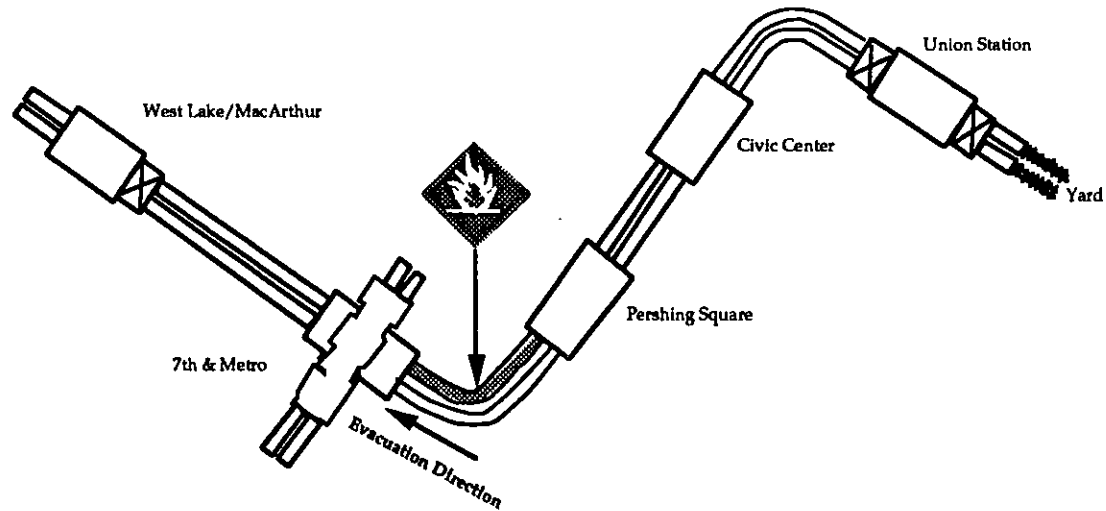
UNDER PLATFORM EXHAUST FANS:
EXHAUST MODE, ALL FANS

STATION EXHAUST:
NO ACTION REQUIRED

STATION AIR:
OFF MODE

SCENARIO NUMBER: 21

**TRAIN IS DISABLED BETWEEN PERSHING SQUARE
AND 7TH/METRO ON THE AR TRACK AND
PASSENGERS ARE EVACUATING TOWARD THE
7TH/METRO.**



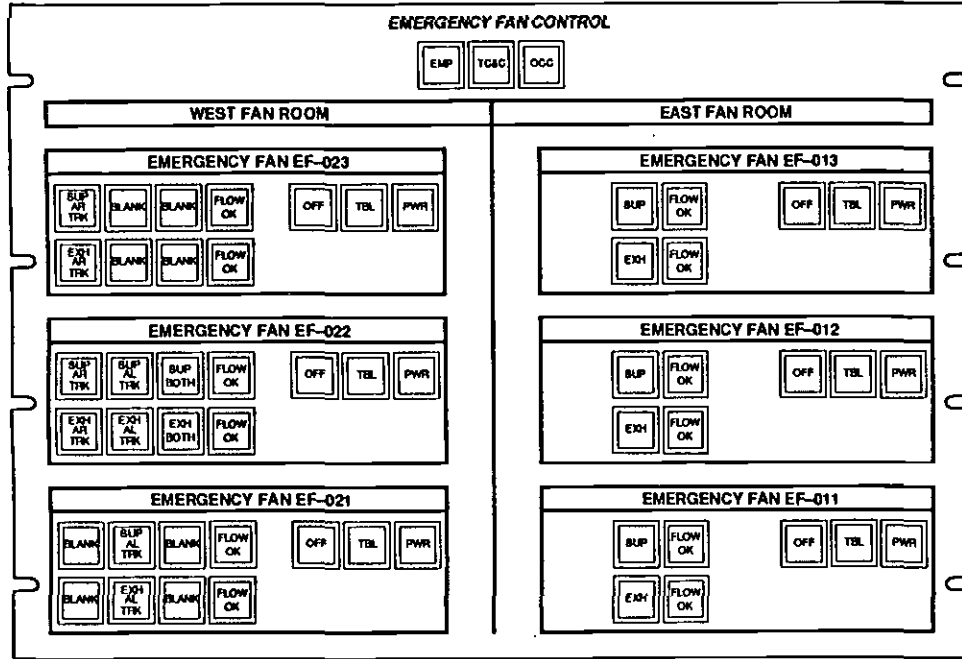
21. Pershing Square/7th Metro on AR toward 7th/Metro

If train is disabled between Pershing Square and 7th/Metro on AR track and passengers are evacuating toward 7th/Metro, perform the following fan configuration:

CIVIC CENTER	PERSHING SQUARE	7TH/METRO CENTER	WESTLAKE/MACARTHUR
<p>East Fan Room Emergency Fans: EXHAUST MODE, BOTH TUNNELS</p> <p>West Fan Room Emergency Fans: EXHAUST MODE, BOTH TUNNELS</p> <p>Under Platform Exhaust Fans (UPE): EXHAUST, BOTH TUNNELS</p> <p>Station Air (SA) Fans: OFF MODE</p>	<p>East Fan Room Emergency Fans: EXHAUST MODE, BOTH TUNNELS</p> <p>West Fan Room Emergency Fans: EXHAUST MODE, R TRACK ONLY</p> <p>Under Platform Exhaust Fans (UPE): EXHAUST MODE, BOTH TUNNELS</p> <p>Station Air (SA) Fans: OFF MODE</p>	<p>East Fan Room Emergency Fans: SUPPLY MODE, R TRACK ONLY</p> <p>West Fan Room Emergency Fans: SUPPLY MODE, BOTH TUNNELS</p> <p>Under Platform Exhaust Fan (UPE): OFF MODE</p> <p>Station Air (SA) Fans: NO ACTION REQUIRED</p> <p>For the Blue Line LRT Station, perform the following fan configuration:</p> <p>Emergency Ventilation Shaft on the inbound side of the LRT Station: SUPPLY MODE, BOTH TUNNELS</p> <p>Tunnel Exhaust Shaft on the inbound side of the LRT Station: SUPPLY MODE, BOTH TUNNELS</p> <p>Overhead Track Exhaust Fan: OFF MODE</p> <p>Tunnel Exhaust Shaft on the Outbound side of the LRT Station: SUPPLY MODE, BOTH TUNNELS</p> <p>Emergency Ventilation Shaft on the outbound side of the LRT Station: SUPPLY MODE, BOTH TUNNELS</p>	<p>East Fan Room Emergency Fans: SUPPLY MODE, BOTH TUNNELS</p> <p>West Fan Room Emergency Fans: SUPPLY MODE, BOTH TUNNELS</p> <p>Under Platform Exhaust Fans (UPE): OFF MODE</p> <p>Station Air (SA) Fans: NO ACTION REQUIRED</p>

SCENARIO: 21

PERSHING/7TH METRO ON AR TOWARD 7TH/METRO.

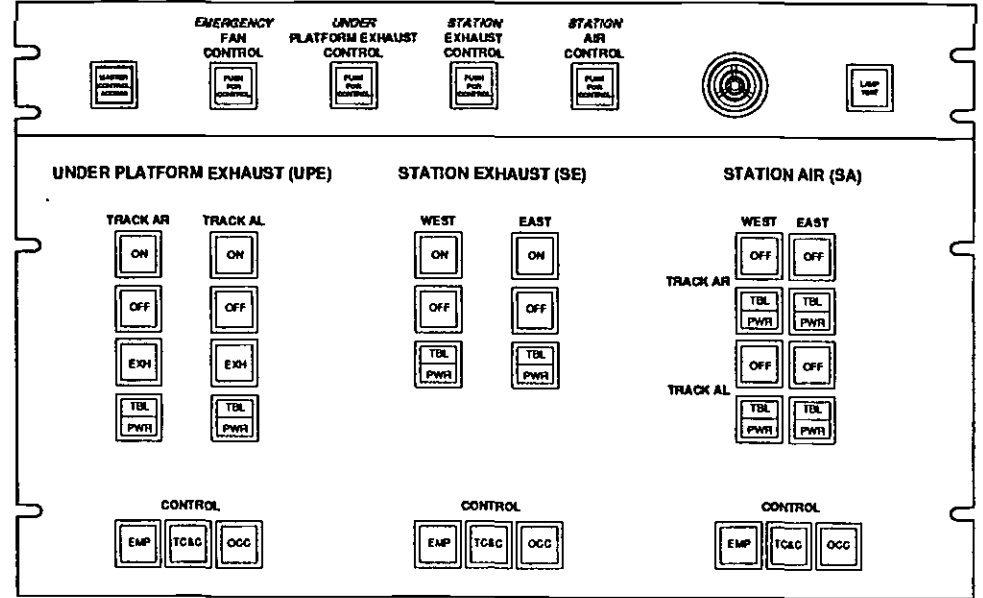


WEST FAN ROOM EMERGENCY FANS:

NO ACTION REQUIRED

EAST FAN ROOM EMERGENCY FANS:

NO ACTION REQUIRED



UNDER PLATFORM EXHAUST FANS:

NO ACTION REQUIRED

STATION EXHAUST:

NO ACTION REQUIRED

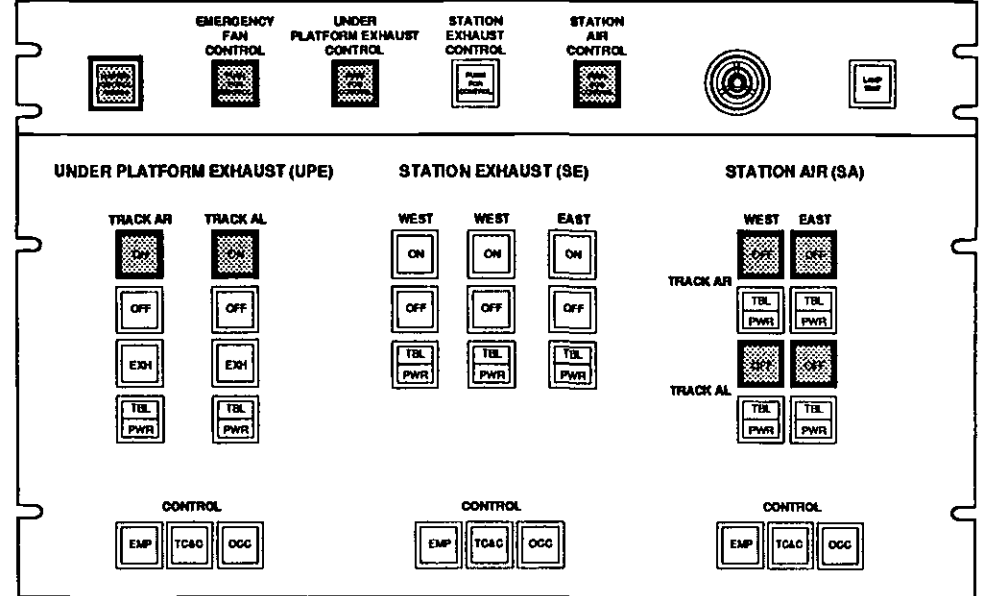
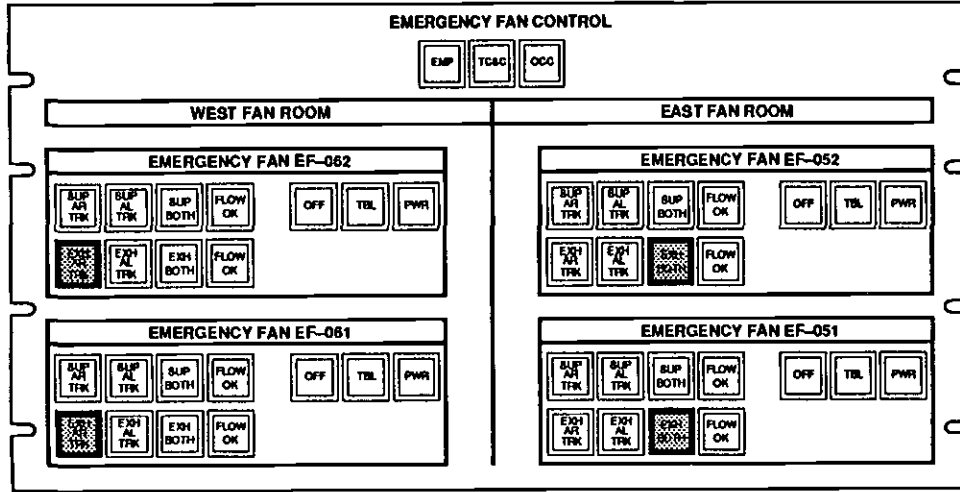
STATION AIR:

NO ACTION REQUIRED

UNION STATION

SCENARIO: 21

PERSHING/7TH METRO ON AR TOWARD 7TH/METRO.



WEST FAN ROOM EMERGENCY FANS:
EXHAUST MODE, AR TRACK ONLY

EAST FAN ROOM EMERGENCY FANS:
EXHAUST MODE, ALL FANS

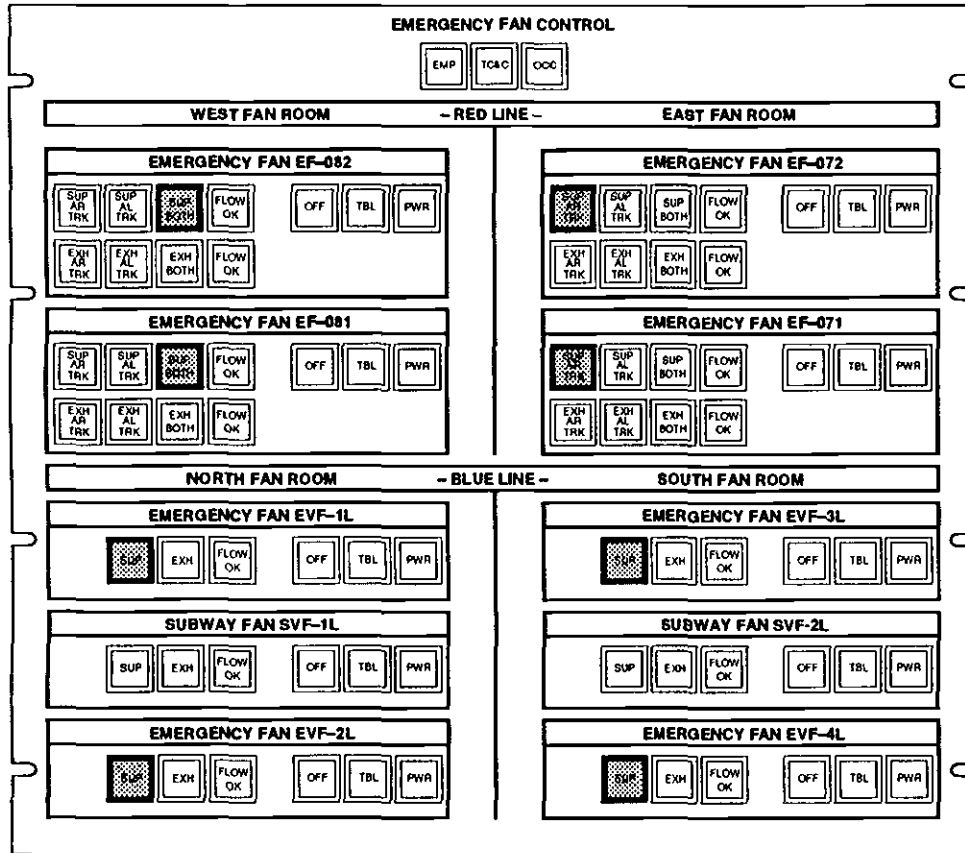
UNDER PLATFORM EXHAUST FANS:
ON MODE, ALL FANS

STATION EXHAUST:
NO ACTION REQUIRED

STATION AIR:
OFF MODE

SCENARIO: 21

PERSHING/7TH METRO ON AR TOWARD 7TH/METRO



WEST FAN ROOM EMERGENCY FANS:

SUPPLY MODE, BOTH FANS

EAST FAN ROOM EMERGENCY FANS:

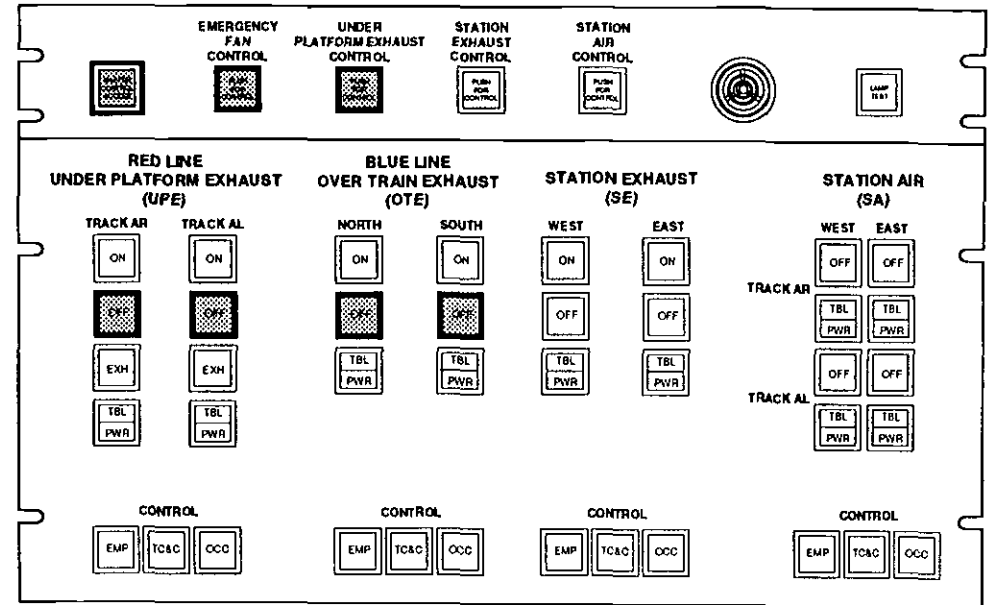
SUPPLY MODE, R TRACK ONLY

NORTH FAN ROOM EMERGENCY FANS:

SUPPLY MODE, ALL FANS

SOUTH FAN ROOM EMERGENCY FANS:

SUPPLY MODE, ALL FANS



UNDER PLATFORM EXHAUST FANS:

OFF MODE

OVERTRAIN EXHAUST FANS (OTE):

OFF MODE

STATION EXHAUST:

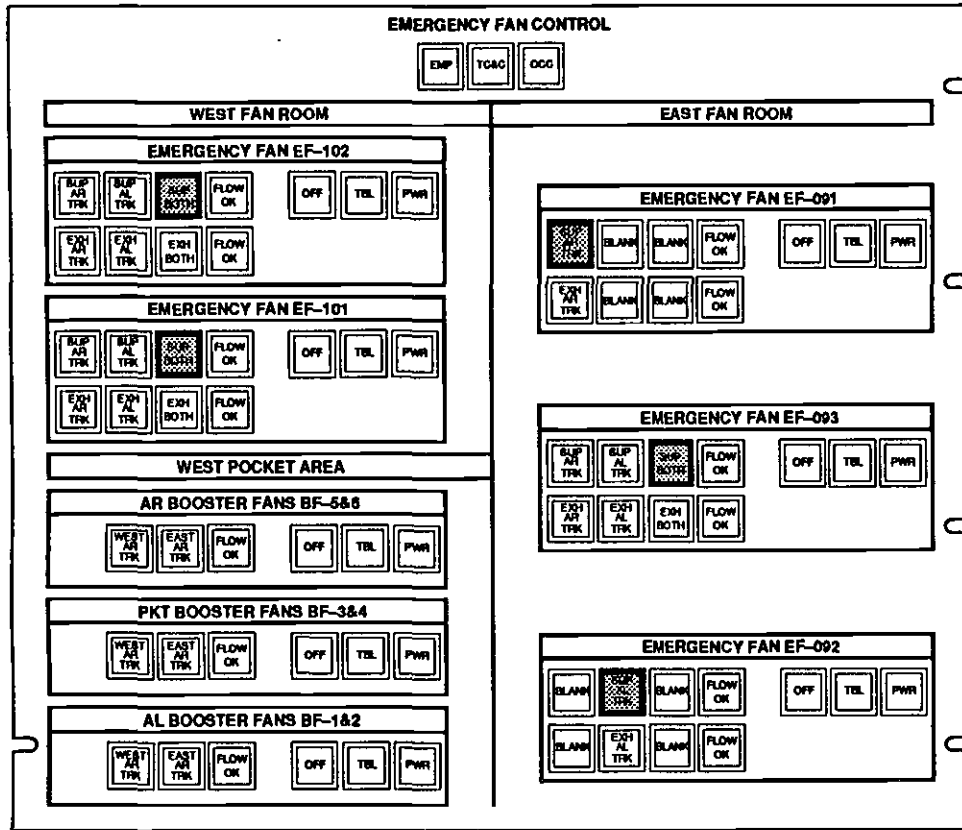
NO ACTION REQUIRED

STATION AIR:

NO ACTION REQUIRED

SCENARIO: 21

PERSHING/7TH METRO ON AR TOWARD 7TH/METRO.

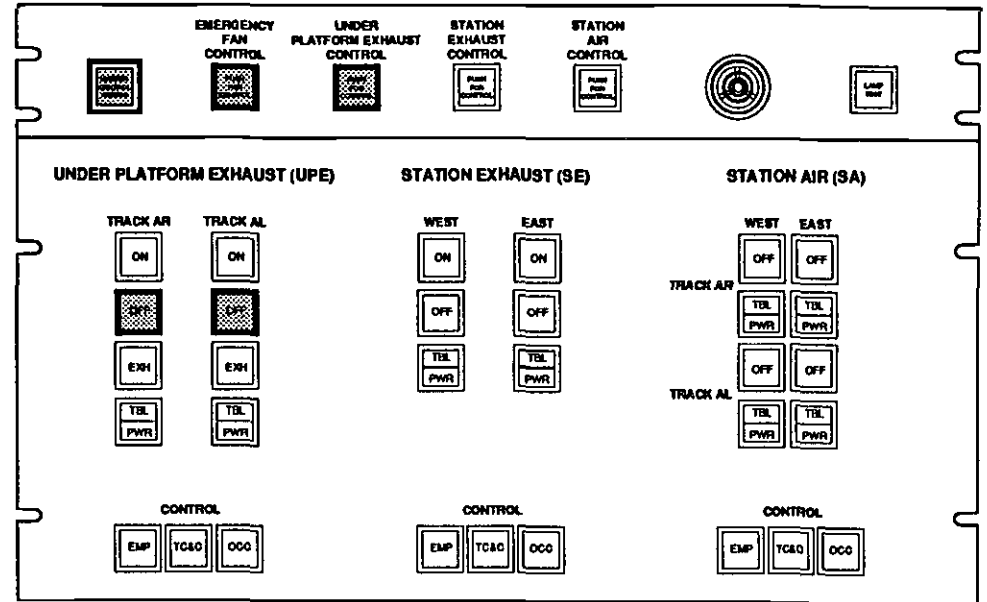


WEST FAN ROOM EMERGENCY FANS:

SUPPLY MODE, ALL FANS

EAST FAN ROOM EMERGENCY FANS:

SUPPLY MODE, ALL FANS



UNDER PLATFORM EXHAUST FANS:

OFF MODE

STATION EXHAUST:

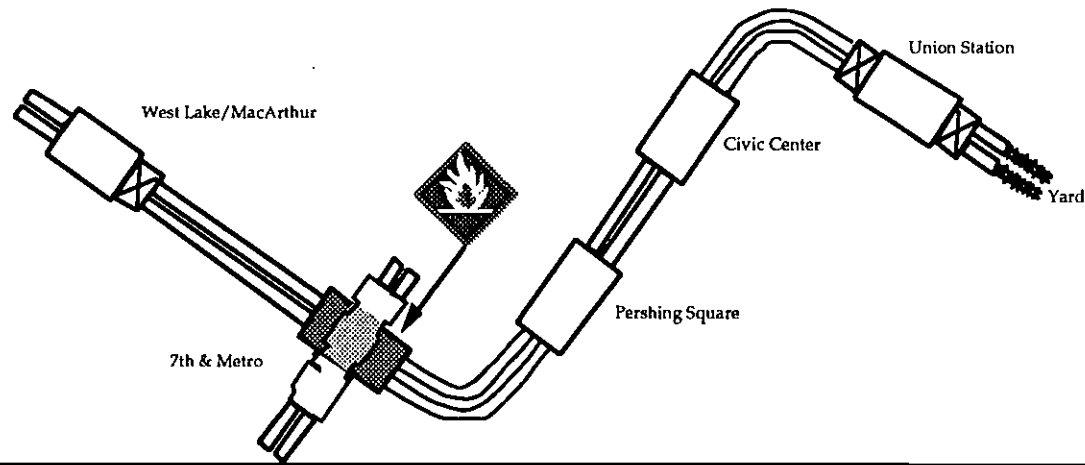
NO ACTION REQUIRED

STATION AIR:

NO ACTION REQUIRED

SCENARIO NUMBER: 22

**TRAIN IS DISABLED BETWEEN 7TH/METRO STATION
(RED LINE) ON THE AR/AL TRACK AND PASSENGERS
ARE EVACUATING TOWARD THE STATION EXITS.**



22. 7th Metro (Red Line) on AR/AL toward station exits

If train is disabled at 7th/Metro Red Line on AR or AL track and passengers are evacuating toward station exits, perform the following fan configuration:

7TH/METRO

East Fan Room Emergency Fans:
SUPPLY MODE, L TRACK ONLY

West Fan Room Emergency Fans:
SUPPLY MODE, BOTH TUNNELS

Under Platform Exhaust Fan (UPE):
OFF MODE

Station Air (SA) Fans:
NO ACTION REQUIRED

For the Blue Line LRT Station, perform the following fan configuration:

Emergency Ventilation Shaft on the inbound side of the LRT Station:
SUPPLY MODE, BOTH TUNNELS

Tunnel Exhaust Shaft on the inbound side of the LRT Station:
SUPPLY MODE, BOTH TUNNELS

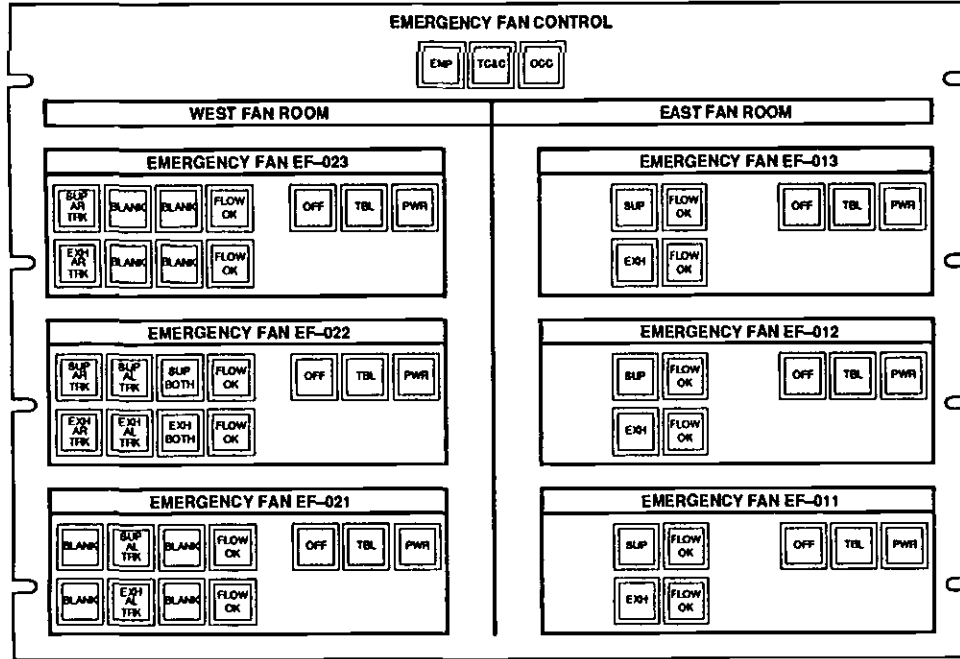
Overhead Track Exhaust Fan:
OFF MODE

Tunnel Exhaust Shaft on the Outbound side of the LRT Station:
SUPPLY MODE, BOTH TUNNELS

Emergency Ventilation Shaft on the outbound side of the LRT Station:
SUPPLY MODE, BOTH TUNNELS

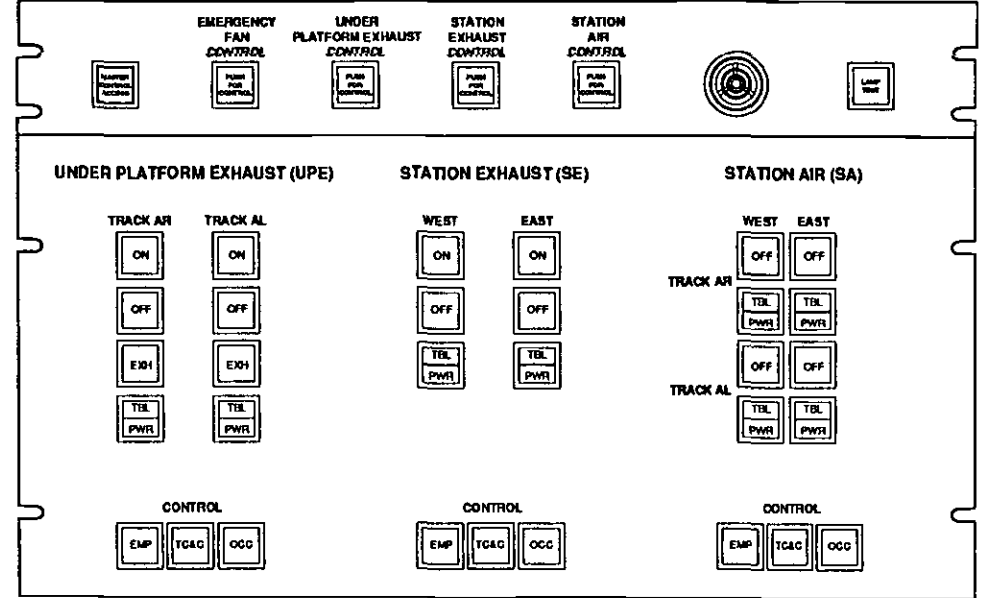
SCENARIO: 22

7TH METRO ON AR/AL TOWARD STATION EXITS.



WEST FAN ROOM EMERGENCY FANS:
NO ACTION REQUIRED

EAST FAN ROOM EMERGENCY FANS:
NO ACTION REQUIRED



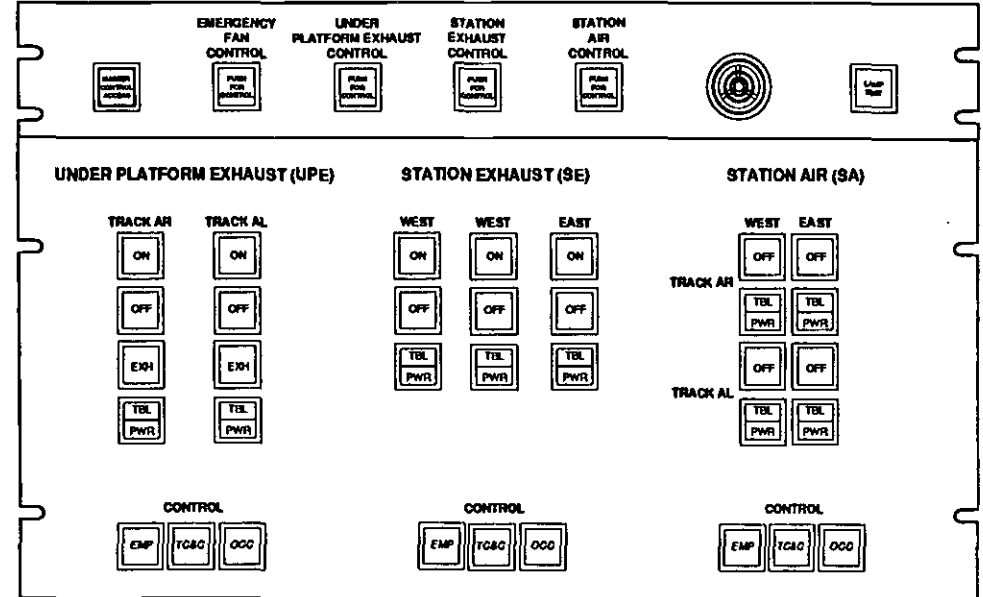
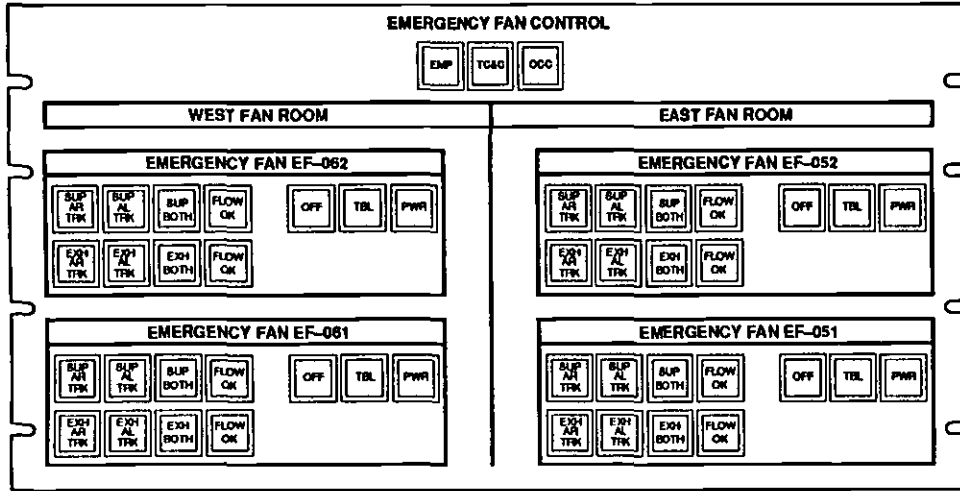
UNDER PLATFORM EXHAUST FANS:
NO ACTION REQUIRED

STATION EXHAUST:
NO ACTION REQUIRED

STATION AIR:
NO ACTION REQUIRED

SCENARIO: 22

7TH/METRO ON AR/AL TOWARD STATION EXITS.



WEST FAN ROOM EMERGENCY FANS:

NO ACTION REQUIRED

EAST FAN ROOM EMERGENCY FANS:

NO ACTION REQUIRED

UNDER PLATFORM EXHAUST FANS:

NO ACTION REQUIRED

STATION EXHAUST:

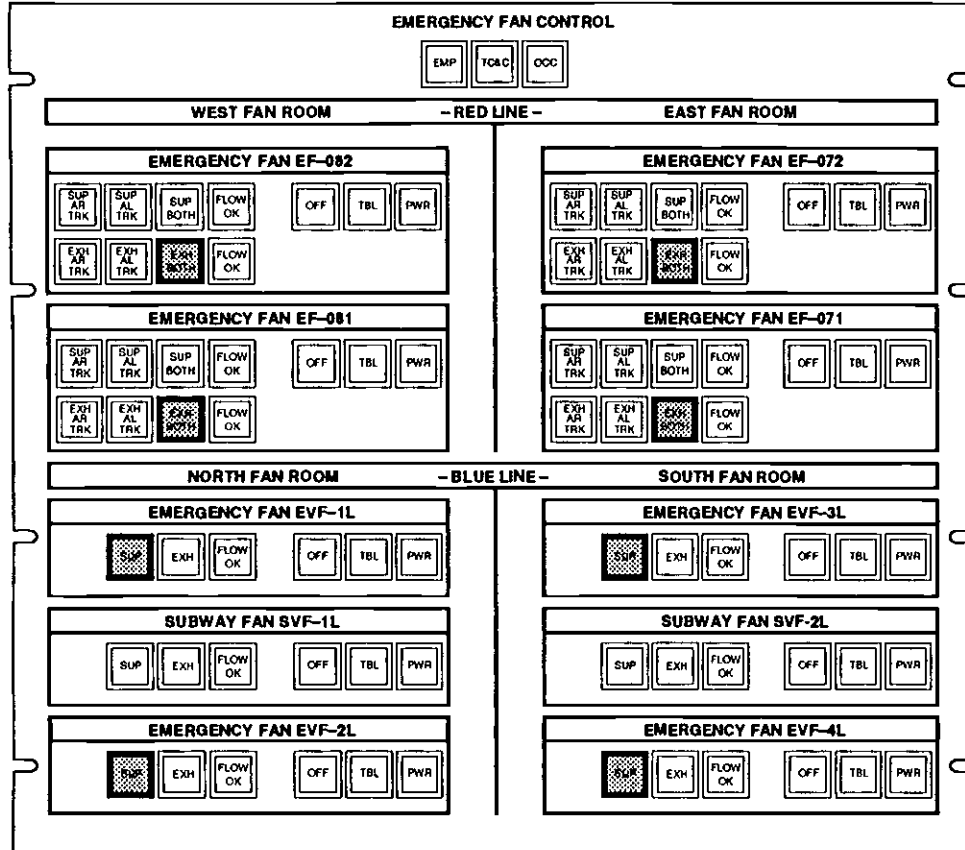
NO ACTION REQUIRED

STATION AIR:

NO ACTION REQUIRED

SCENARIO: 22

7TH METRO ON AR/AL TOWARD STATION EXITS



WEST FAN ROOM EMERGENCY FANS:

EXHAUST MODE, ALL FANS

EAST FAN ROOM EMERGENCY FANS:

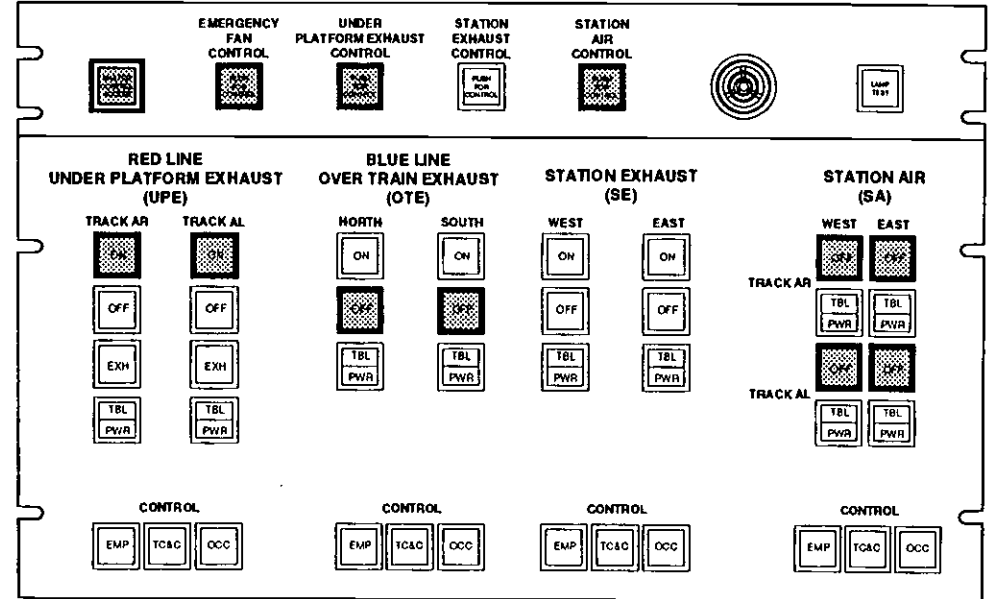
EXHAUST MODE, ALL FANS

NORTH FAN ROOM EMERGENCY FANS:

SUPPLY MODE, ALL FANS

SOUTH FAN ROOM EMERGENCY FANS:

SUPPLY MODE, ALL FANS



UNDER PLATFORM EXHAUST FANS:

ON MODE, ALL FANS

OVERTRAIN EXHAUST FANS (OTE):

OFF MODE

STATION EXHAUST:

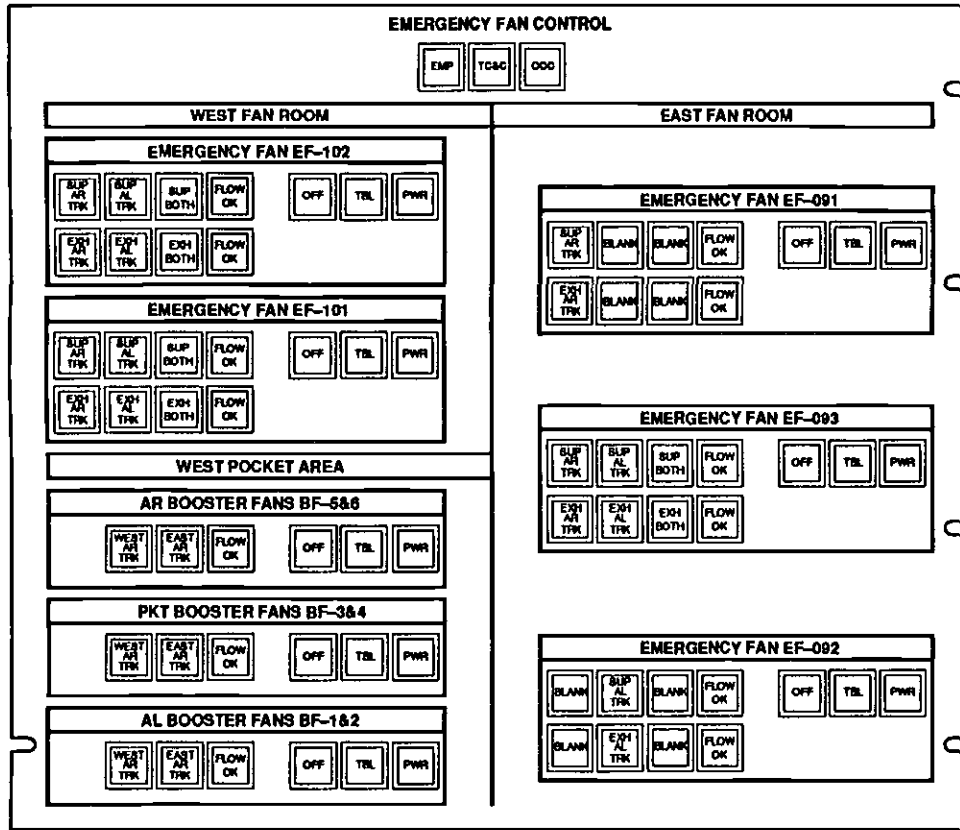
NO ACTION REQUIRED

STATION AIR:

OFF MODE

SCENARIO: 22

7TH/METRO ON AR/AL TOWARD STATION EXIT.

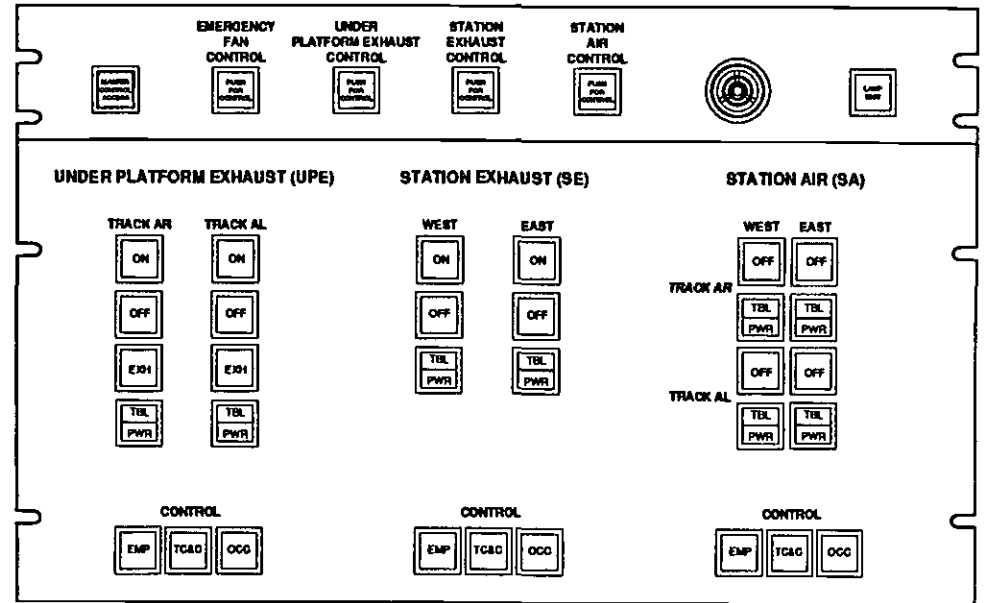


WEST FAN ROOM EMERGENCY FANS:

NO ACTION REQUIRED

EAST FAN ROOM EMERGENCY FANS:

NO ACTION REQUIRED



UNDER PLATFORM EXHAUST FANS:

NO ACTION REQUIRED

STATION EXHAUST:

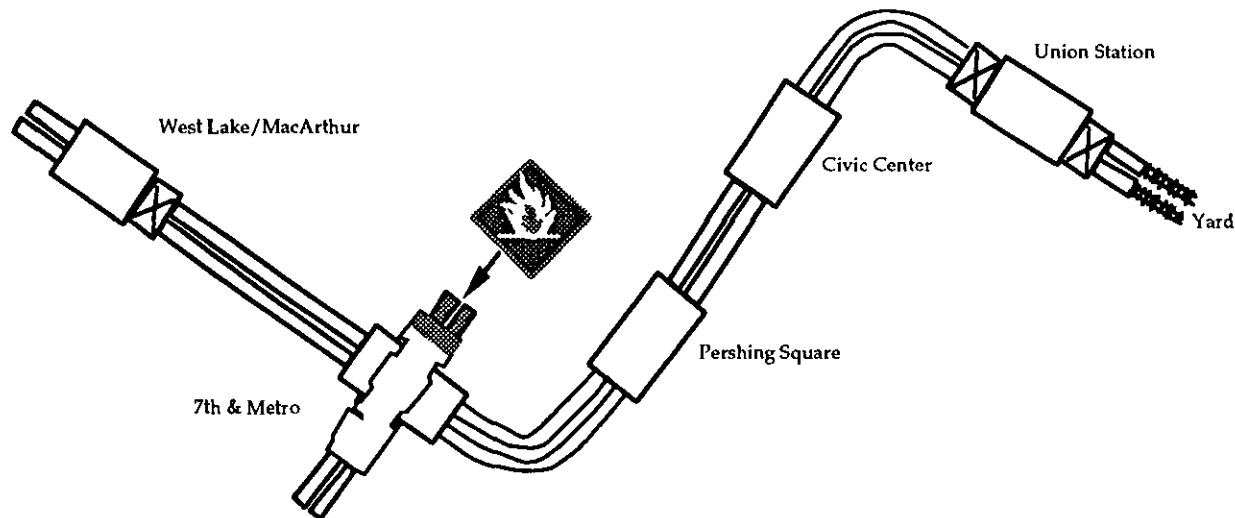
NO ACTION REQUIRED

STATION AIR:

NO ACTION REQUIRED

SCENARIO NUMBER: 23

**TRAIN IS DISABLED AT THE BLUE LINE STATION
NORTH OF THE PLATFORM EVACUATING TOWARD
THE FLOWER STREET EXITS.**



23. 7th Metro (Blue Line) tailtrack toward Flower St. exits

If train is disabled at 7th/Metro (Blue Line) on tailtrack and passengers are evacuating toward Flower St. exits, perform the following fan configuration:

7TH/METRO

East Fan Room Emergency Fans:
SUPPLY MODE, L TRACK ONLY

West Fan Room Emergency Fans:
SUPPLY MODE, BOTH TUNNELS

Under Platform Exhaust Fan (UPE):
OFF MODE

Station Air (SA) Fans:
NO ACTION REQUIRED

For the Blue Line LRT Station, perform the following fan configuration:

Emergency Ventilation Shaft on the inbound side of the LRT Station:
EXHAUST MODE, BOTH TUNNELS

Tunnel Exhaust Shaft on the inbound side of the LRT Station:
SUPPLY MODE, BOTH TUNNELS

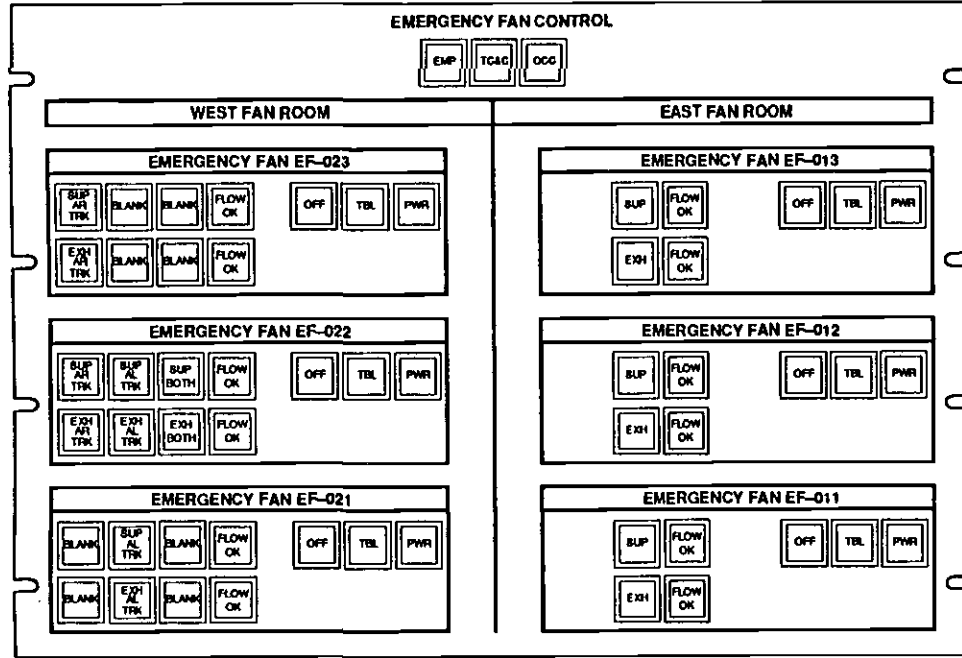
Overhead Track Exhaust Fan:
OFF MODE

Tunnel Exhaust Shaft on the Outbound side of the LRT Station:
SUPPLY MODE, BOTH TUNNELS

Emergency Ventilation Shaft on the outbound side of the LRT Station:
SUPPLY MODE, BOTH TUNNELS

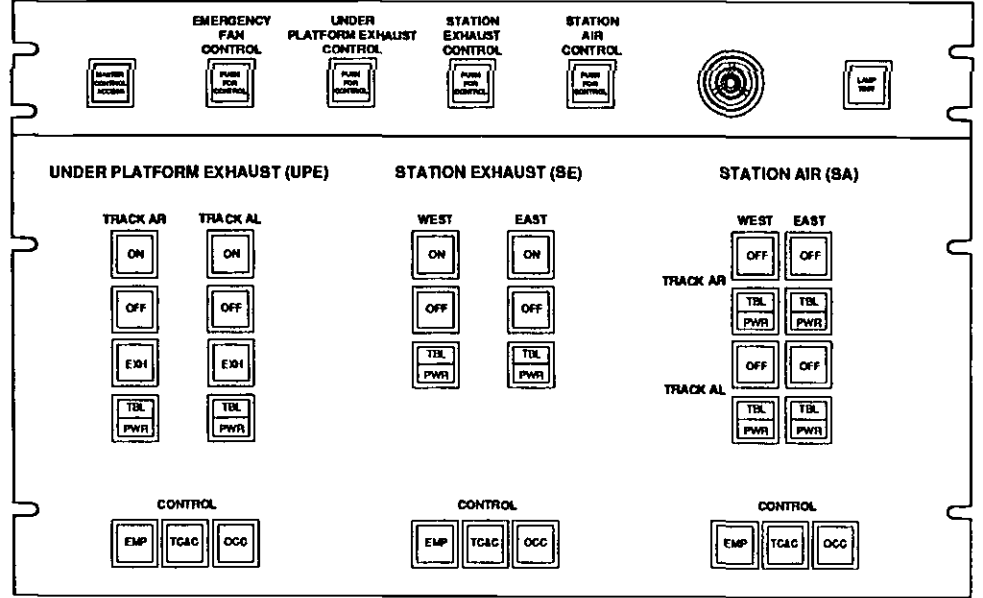
SCENARIO: 23

BLUE LINE STATION NORTH OF PLATFORM TOWARD FLOWER ST. STATION EXITS.



WEST FAN ROOM EMERGENCY FANS:
NO ACTION REQUIRED

EAST FAN ROOM EMERGENCY FANS:
NO ACTION REQUIRED



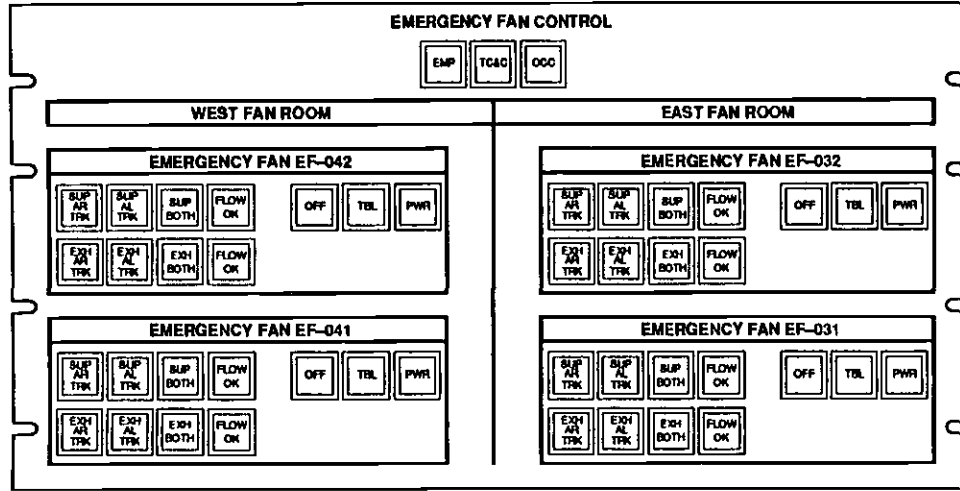
UNDER PLATFORM EXHAUST FANS:
NO ACTION REQUIRED

STATION EXHAUST:
NO ACTION REQUIRED

STATION AIR:
NO ACTION REQUIRED

SCENARIO: 23

BLUE LINE STATION NORTH OF PLATFORM TOWARD FLOWER STATION EXITS.

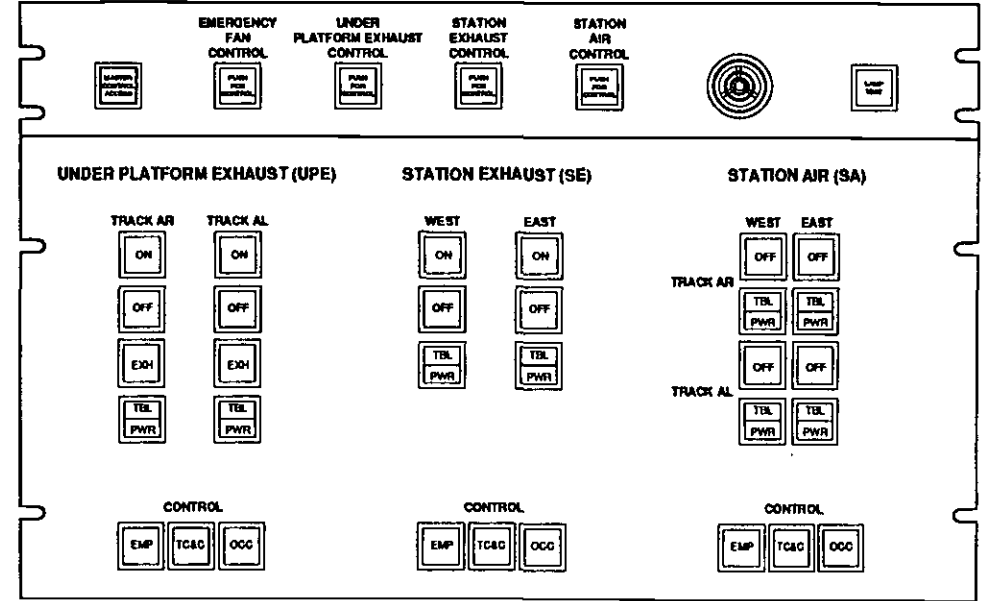


WEST FAN ROOM EMERGENCY FANS:

NO ACTION REQUIRED

EAST FAN ROOM EMERGENCY FANS:

NO ACTION REQUIRED



UNDER PLATFORM EXHAUST FANS:

NO ACTION REQUIRED

STATION EXHAUST:

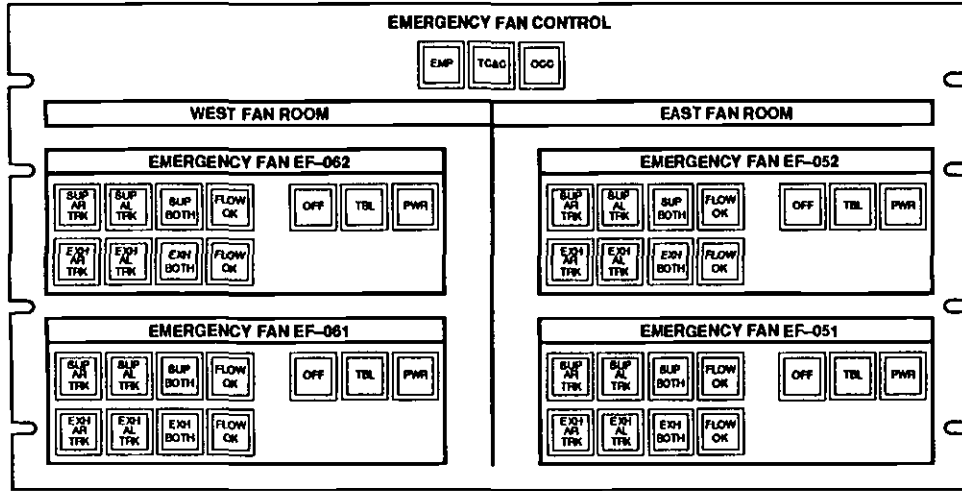
NO ACTION REQUIRED

STATION AIR:

NO ACTION REQUIRED

SCENARIO: 23

BLUE LINE STATION NORTH OF PLATFORM TOWARD FLOWER ST. STATION EXITS.

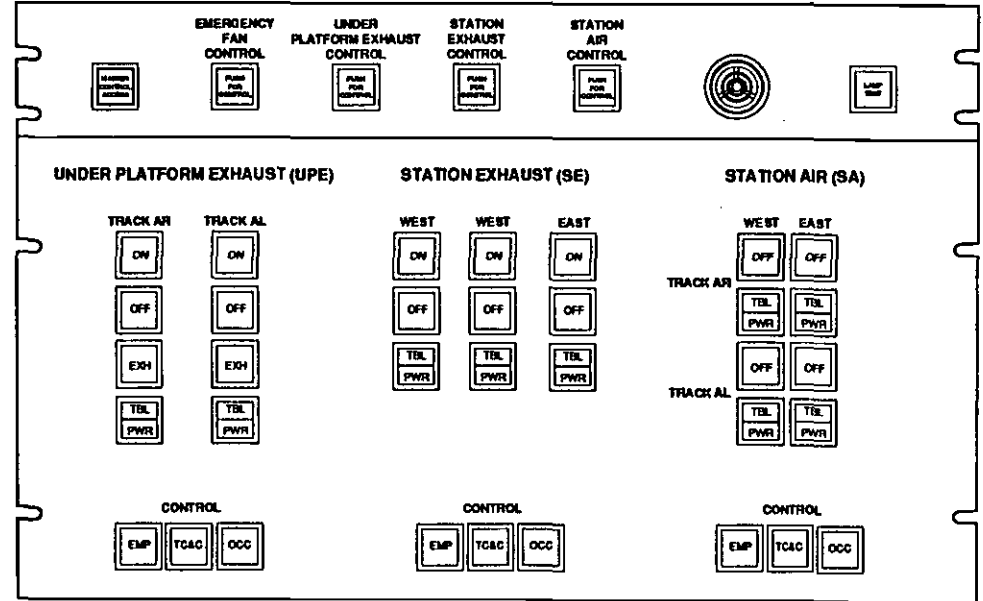


WEST FAN ROOM EMERGENCY FANS:

NO ACTION REQUIRED

EAST FAN ROOM EMERGENCY FANS:

NO ACTION REQUIRED



UNDER PLATFORM EXHAUST FANS:

NO ACTION REQUIRED

STATION EXHAUST:

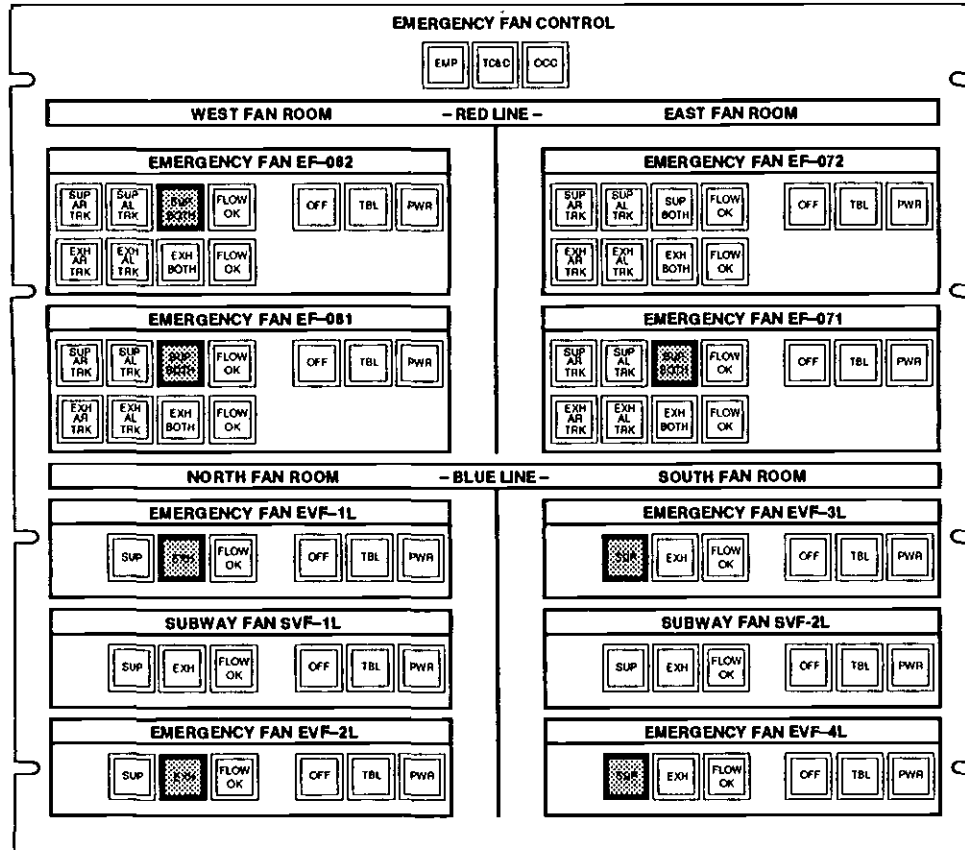
NO ACTION REQUIRED

STATION AIR:

NO ACTION REQUIRED

SCENARIO: 23

BLUE LINE STATION NORTH OF PLATFORM TOWARD FLOWER ST. STATION EXITS.



WEST FAN ROOM EMERGENCY FANS:

SUPPLY MODE, ALL FANS

EAST FAN ROOM EMERGENCY FANS:

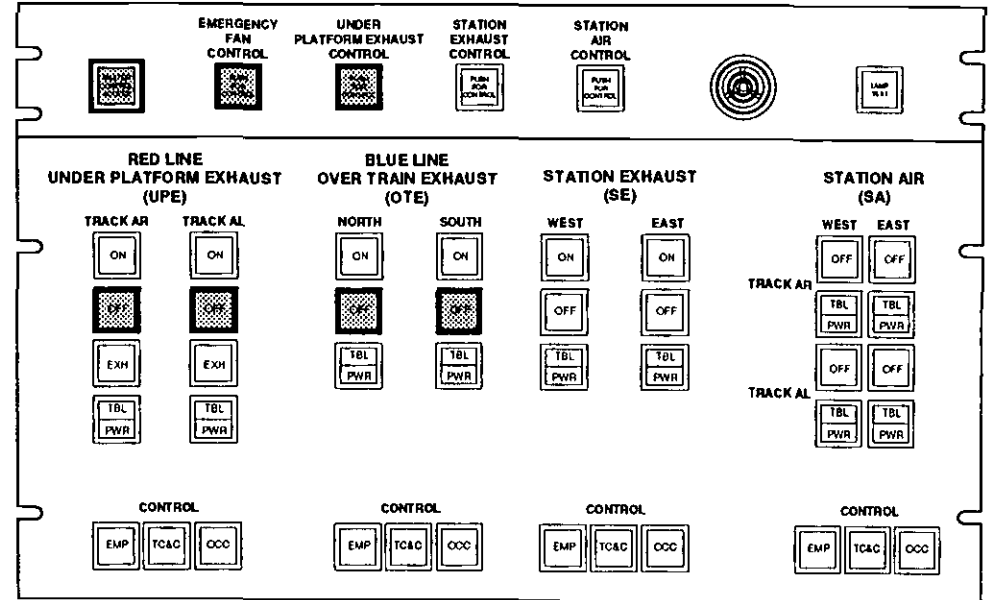
SUPPLY MODE, ALL FANS

NORTH FAN ROOM EMERGENCY FANS:

EXHAUST MODE, ALL FANS

SOUTH FAN ROOM EMERGENCY FANS:

SUPPLY MODE, ALL FANS



UNDER PLATFORM EXHAUST FANS:

OFF MODE

OVERTRAIN EXHAUST FANS (OTE):

OFF MODE

STATION EXHAUST:

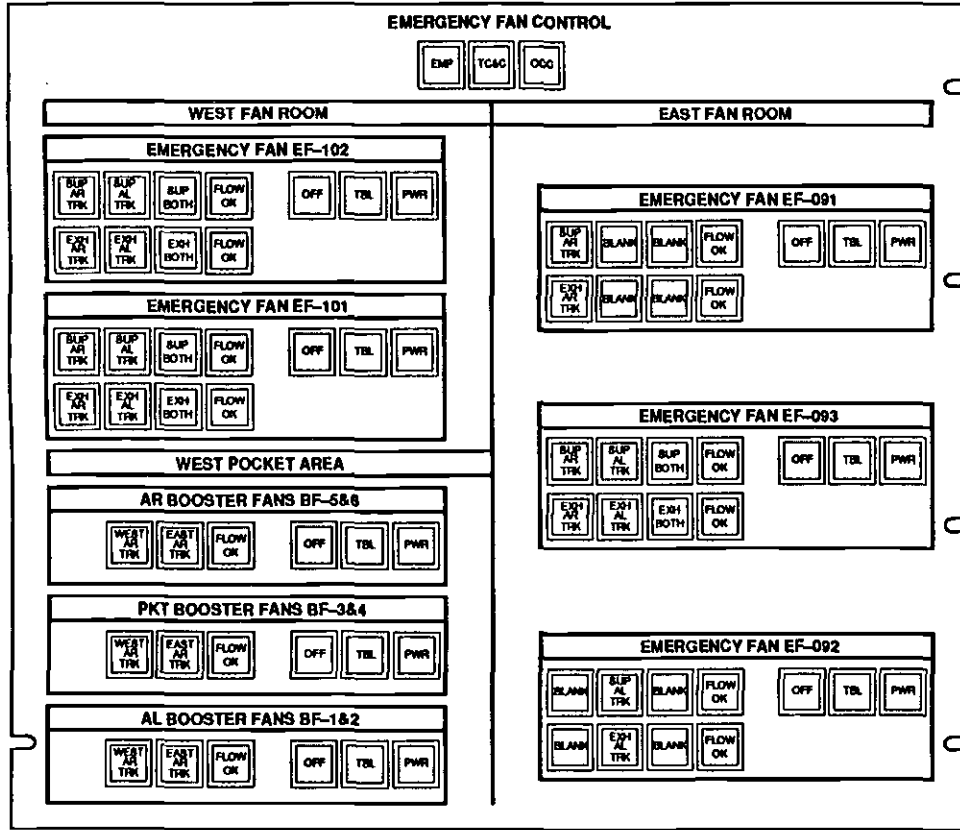
NO ACTION REQUIRED

STATION AIR:

NO ACTION REQUIRED

SCENARIO: 23

BLUE LINE STATION NORTH OF PLATFORM TOWARD FLOWER ST. STATION EXITS.

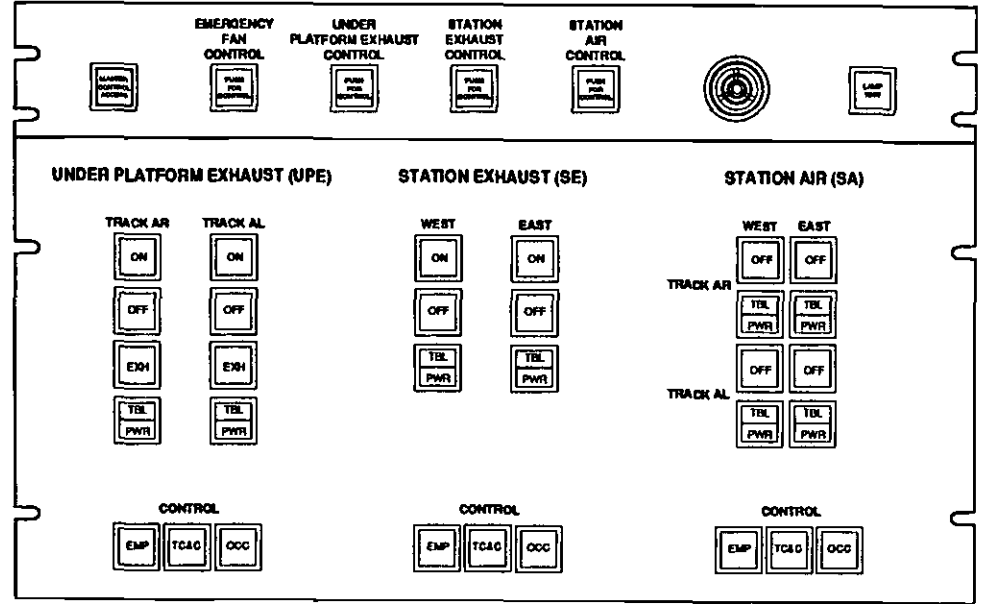


WEST FAN ROOM EMERGENCY FANS:

NO ACTION REQUIRED

EAST FAN ROOM EMERGENCY FANS:

NO ACTION REQUIRED



UNDER PLATFORM EXHAUST FANS:

NO ACTION REQUIRED

STATION EXHAUST:

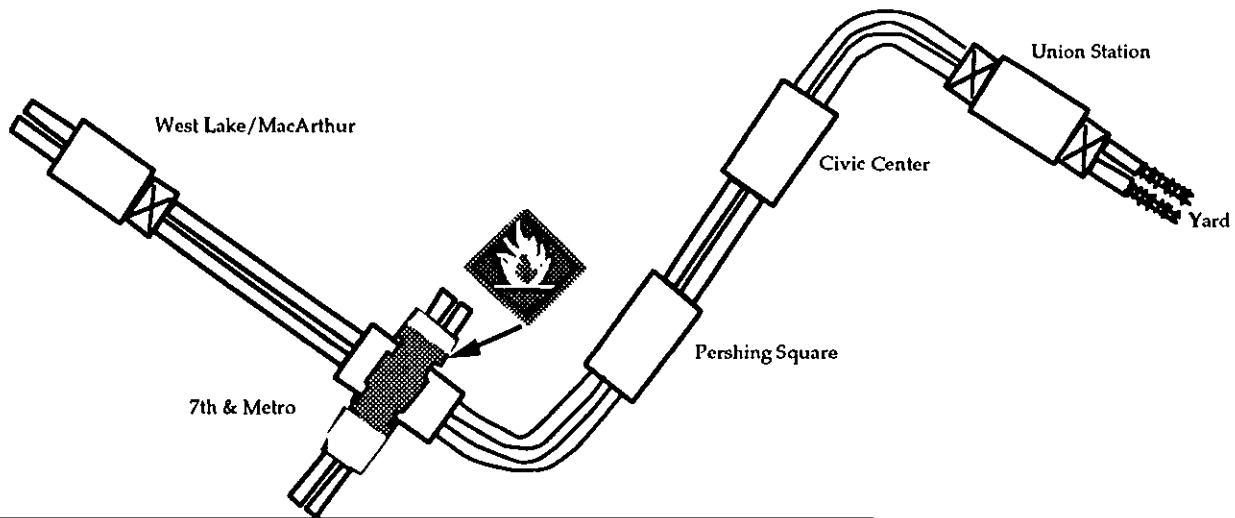
NO ACTION REQUIRED

STATION AIR:

NO ACTION REQUIRED

SCENARIO NUMBER: 24

**TRAIN IS DISABLED AT THE BLUE LINE STATION
PLATFORM AND PASSENGERS ARE EVACUATING
TOWARD THE STATION EXITS.**



24. Blue Line Station on platform toward Flower St. exits

If train is disabled at the Blue Line station platform and passengers are evacuating toward Flower St. exits, perform the following fan configuration:

7TH/METRO

East Fan Room Emergency Fans:
SUPPLY MODE, L TRACK ONLY

West Fan Room Emergency Fans:
SUPPLY MODE, BOTH TUNNELS

Under Platform Exhaust Fan (UPE):
OFF MODE

Station Air (SA) Fans:
NO ACTION REQUIRED

For the Blue Line LRT Station, perform the following fan configuration:

Emergency Ventilation Shaft on the inbound side of the LRT Station:
EXHAUST MODE, BOTH TUNNELS

Tunnel Exhaust Shaft on the inbound side of the LRT Station:
EXHAUST MODE, BOTH TUNNELS

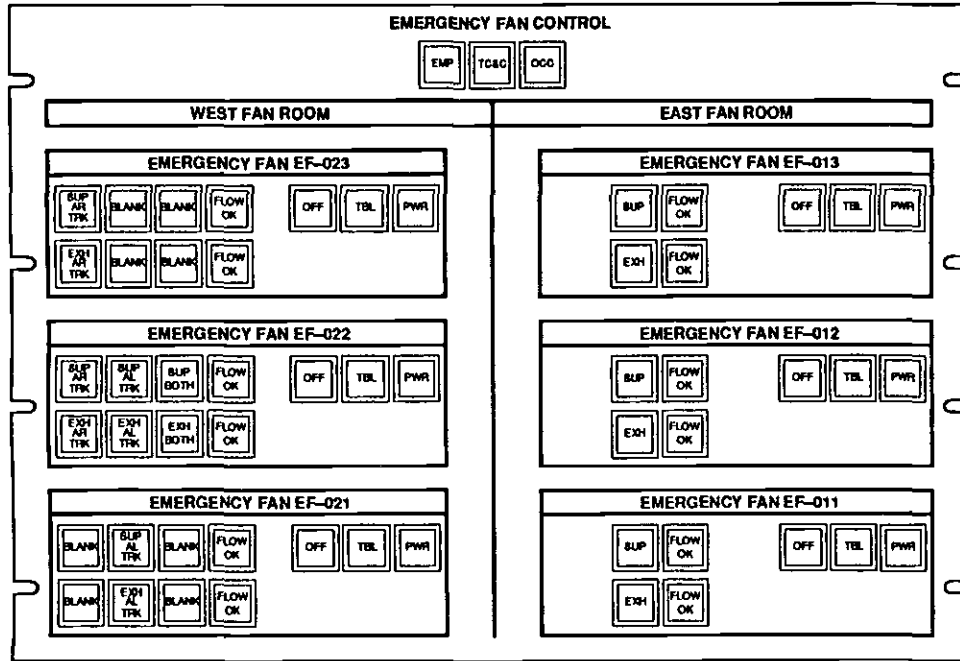
Overhead Track Exhaust Fan:
EXHAUST MODE, BOTH TUNNELS

Tunnel Exhaust Shaft on the Outbound side of the LRT Station:
EXHAUST MODE, BOTH TUNNELS

Emergency Ventilation Shaft on the outbound side of the LRT Station:
EXHAUST MODE, BOTH TUNNELS

SCENARIO: 24

BLUE LINE STATION AT PLATFORM TOWARD FLOWER ST. STATION EXITS.

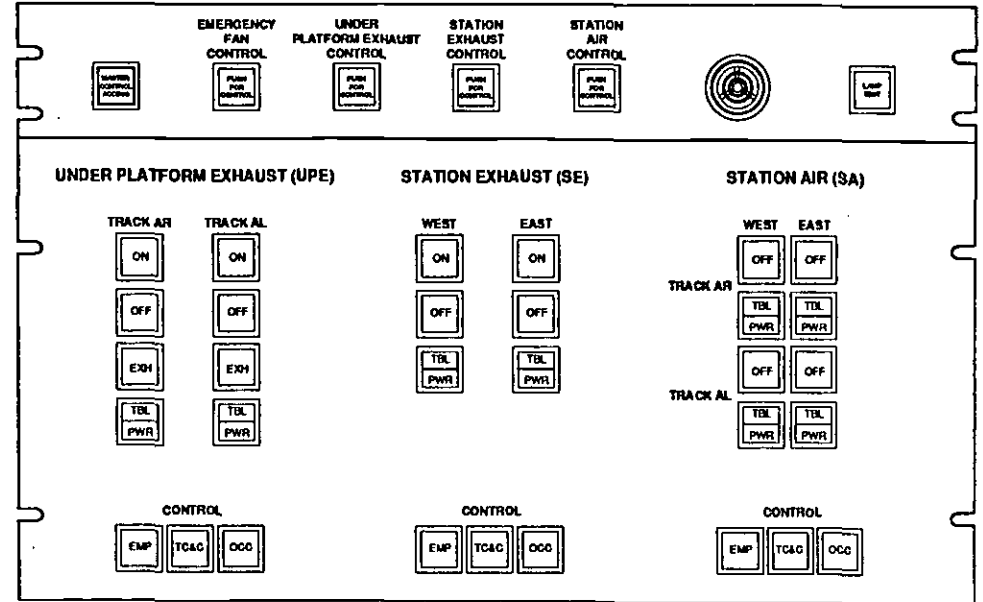


WEST FAN ROOM EMERGENCY FANS:

NO ACTION REQUIRED

EAST FAN ROOM EMERGENCY FANS:

NO ACTION REQUIRED



UNDER PLATFORM EXHAUST FANS:

NO ACTION REQUIRED

STATION EXHAUST:

NO ACTION REQUIRED

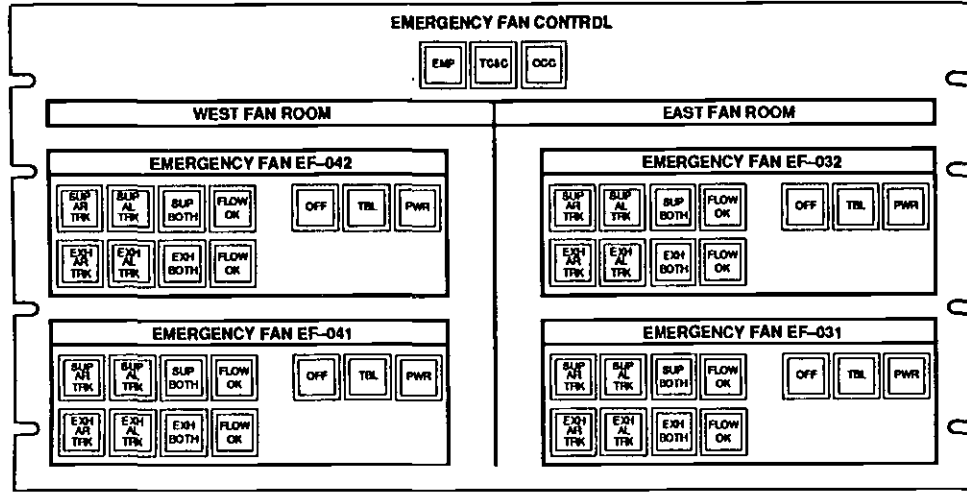
STATION AIR:

NO ACTION REQUIRED

UNION STATION

SCENARIO: 24

BLUE LINE STATION AT PLATFORM TOWARD FLOWER ST. STATION.

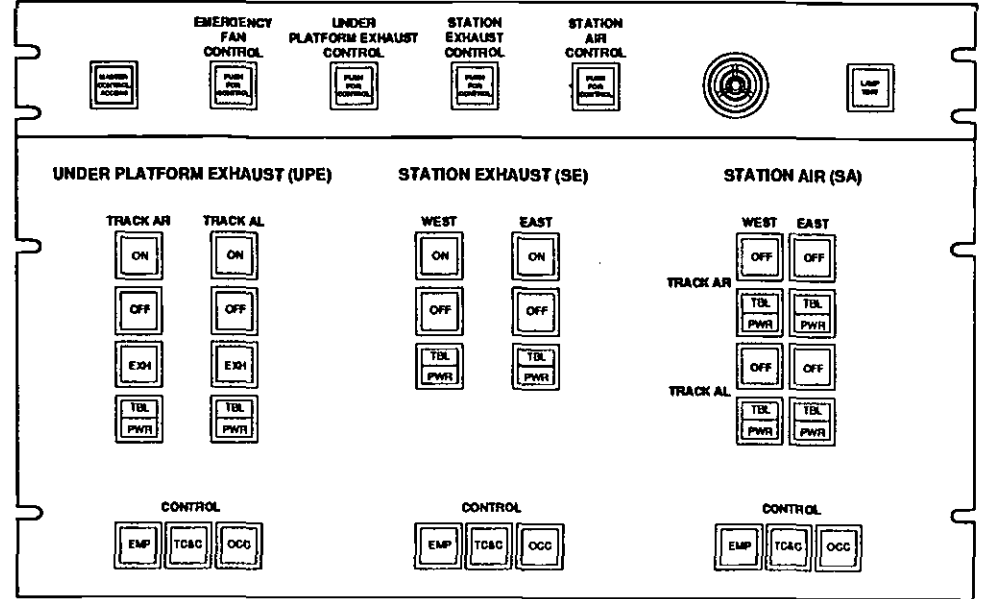


WEST FAN ROOM EMERGENCY FANS:

NO ACTION REQUIRED

EAST FAN ROOM EMERGENCY FANS:

NO ACTION REQUIRED



UNDER PLATFORM EXHAUST FANS:

NO ACTION REQUIRED

STATION EXHAUST:

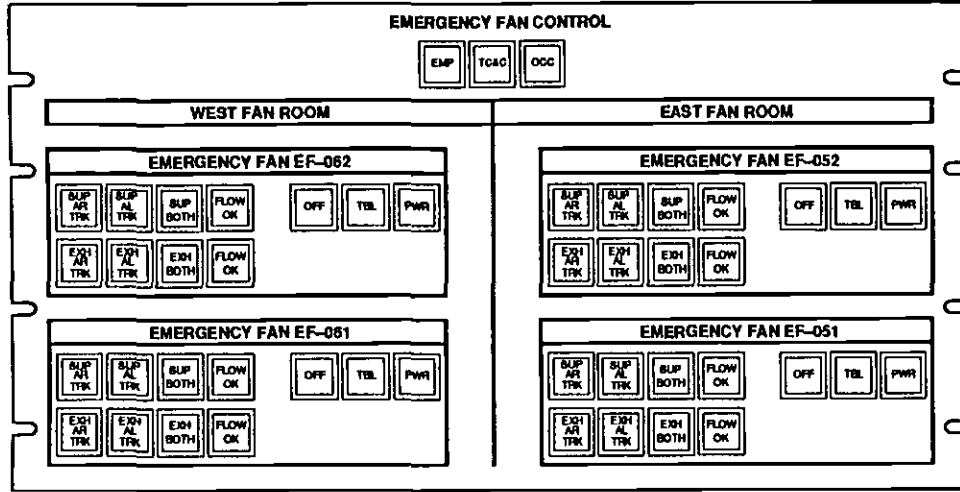
NO ACTION REQUIRED

STATION AIR:

NO ACTION REQUIRED

SCENARIO: 24

BLUE LINE STATION AT PLATFORM TOWARD FLOWER ST. STATION EXITS.

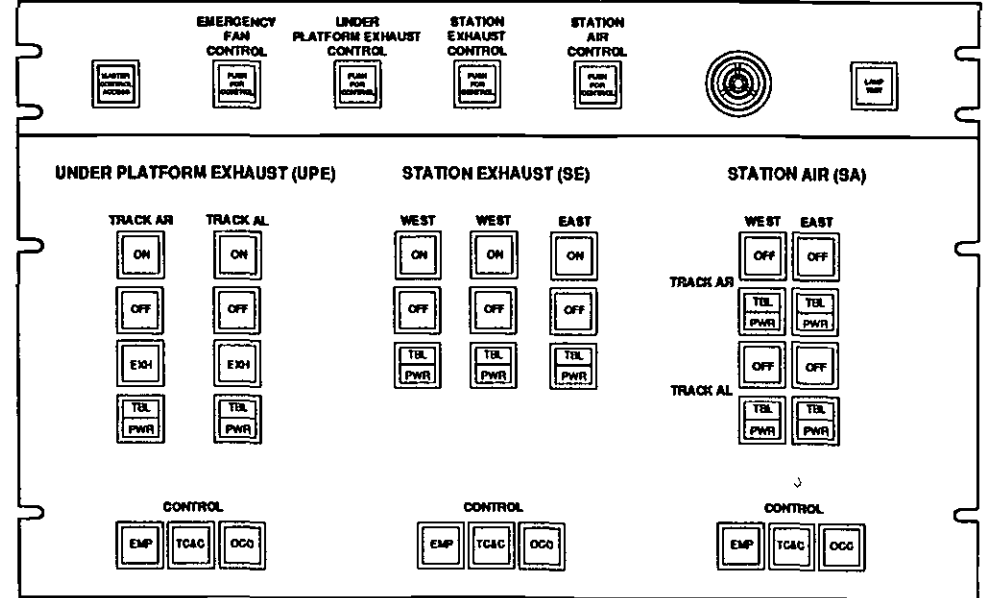


WEST FAN ROOM EMERGENCY FANS:

NO ACTION REQUIRED

EAST FAN ROOM EMERGENCY FANS:

NO ACTION REQUIRED



UNDER PLATFORM EXHAUST FANS:

NO ACTION REQUIRED

STATION EXHAUST:

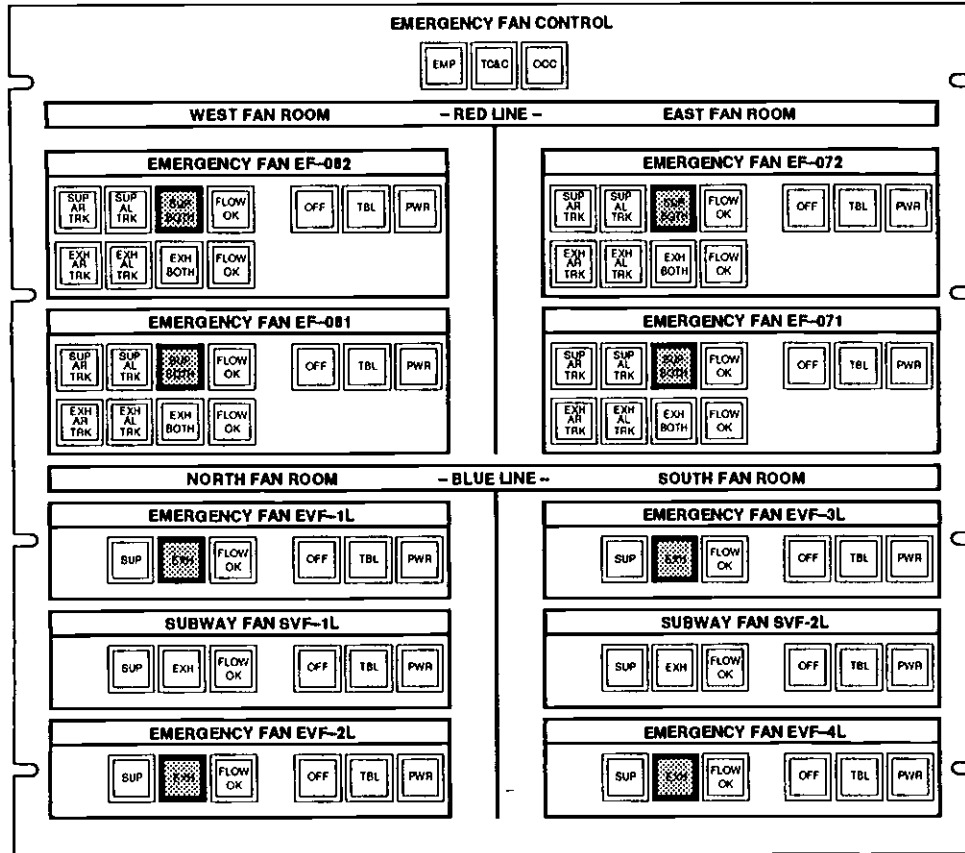
NO ACTION REQUIRED

STATION AIR:

NO ACTION REQUIRED

SCENARIO: 24

BLUE LINE STATION AT PLATFORM TOWARD FLOWER ST. STATION EXITS.



WEST FAN ROOM EMERGENCY FANS:

SUPPLY MODE, ALL FANS

EAST FAN ROOM EMERGENCY FANS:

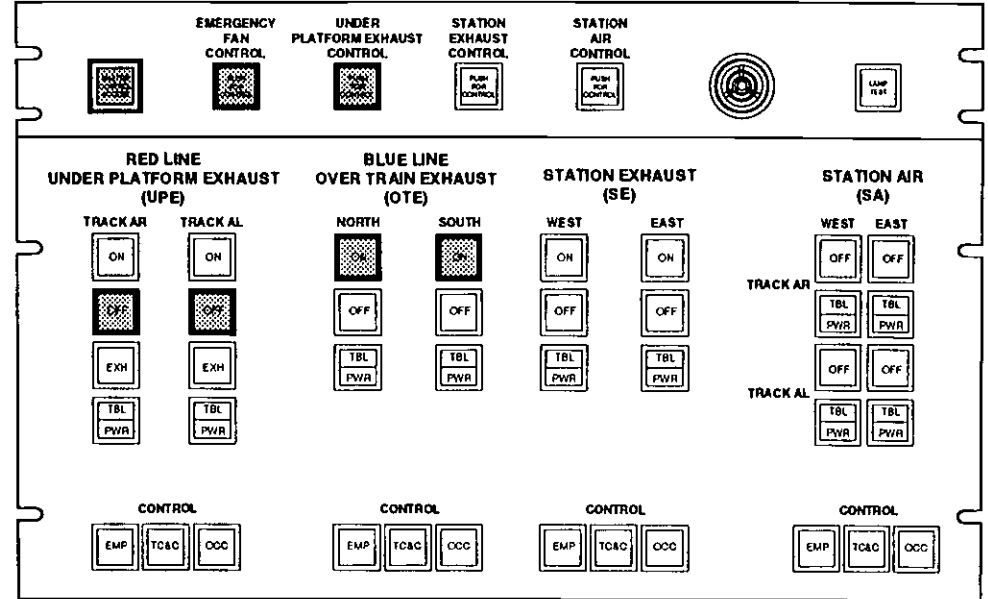
SUPPLY MODE, ALL FANS

NORTH FAN ROOM EMERGENCY FANS:

EXHAUST MODE, ALL FANS

SOUTH FAN ROOM EMERGENCY FANS:

EXHAUST MODE, ALL FANS



UNDER PLATFORM EXHAUST FANS:

OFF MODE

OVERTRAIN EXHAUST FANS (OTE):

EXHAUST MODE

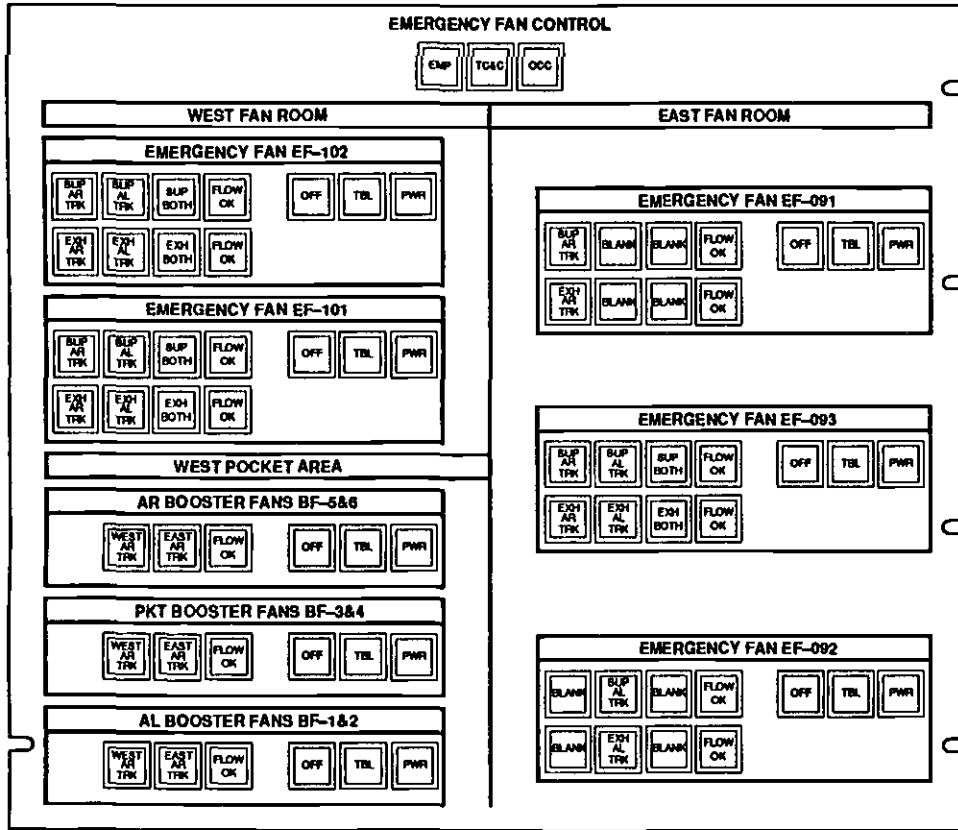
STATION EXHAUST:

NO ACTION REQUIRED

STATION AIR:

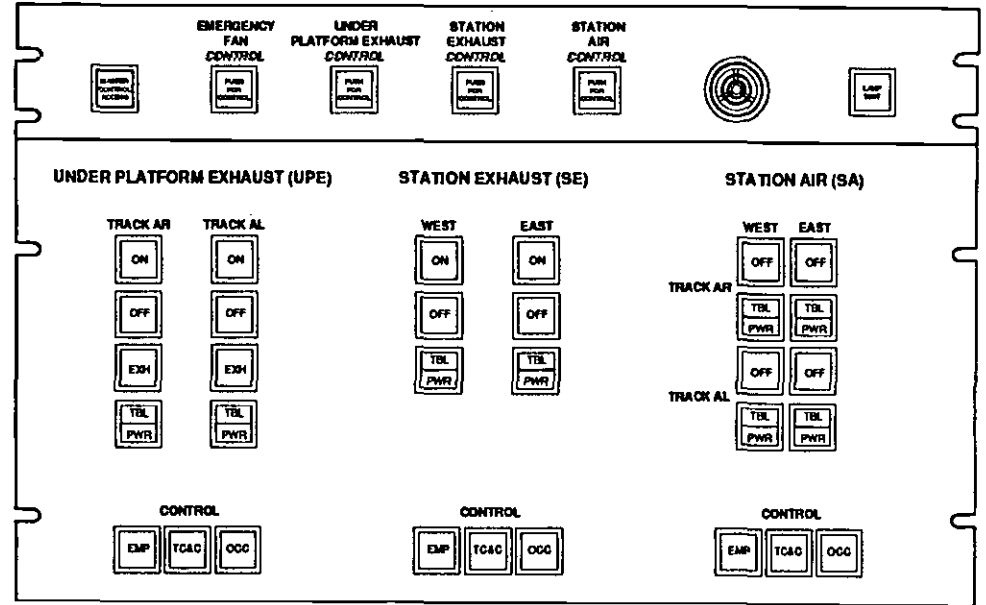
NO ACTION REQUIRED

SCENARIO: 24 BLUE LINE STATION AT PLATFORM TOWARD FLOWER ST. STATION EXITS.



WEST FAN ROOM EMERGENCY FANS:
NO ACTION REQUIRED

EAST FAN ROOM EMERGENCY FANS:
NO ACTION REQUIRED



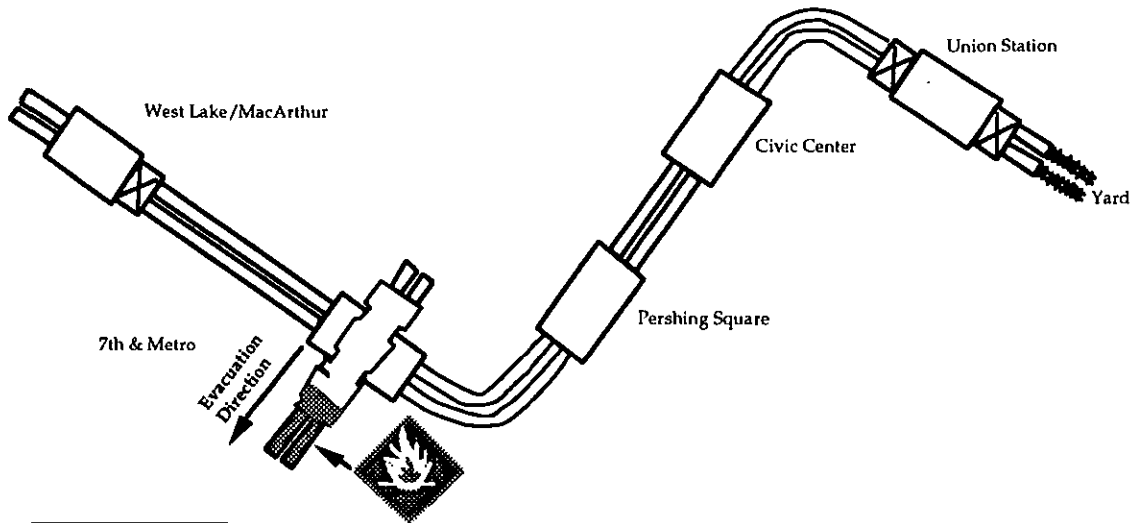
UNDER PLATFORM EXHAUST FANS:
NO ACTION REQUIRED

STATION EXHAUST:
NO ACTION REQUIRED

STATION AIR:
NO ACTION REQUIRED

SCENARIO NUMBER: 25

**TRAIN IS DISABLED SOUTH OF THE BLUE LINE
STATION AND PASSENGERS ARE EVACUATING
TOWARD THE PORTAL.**



25. Blue Line Station South of platform toward portal

If train is disabled at Blue Line station south of platform and passengers are evacuating toward the portal, perform the following fan configuration:

7TH/METRO

East Fan Room Emergency Fans:
SUPPLY MODE, L TRACK ONLY

West Fan Room Emergency Fans:
SUPPLY MODE, BOTH TUNNELS

Under Platform Exhaust Fan (UPE):
OFF MODE

Station Air (SA) Fans:
NO ACTION REQUIRED

For the Blue Line LRT Station, perform the following fan configuration:

Emergency Ventilation Shaft on the inbound side of the LRT Station:
EXHAUST MODE, BOTH TUNNELS

Tunnel Exhaust Shaft on the inbound side of the LRT Station:
EXHAUST MODE, BOTH TUNNELS

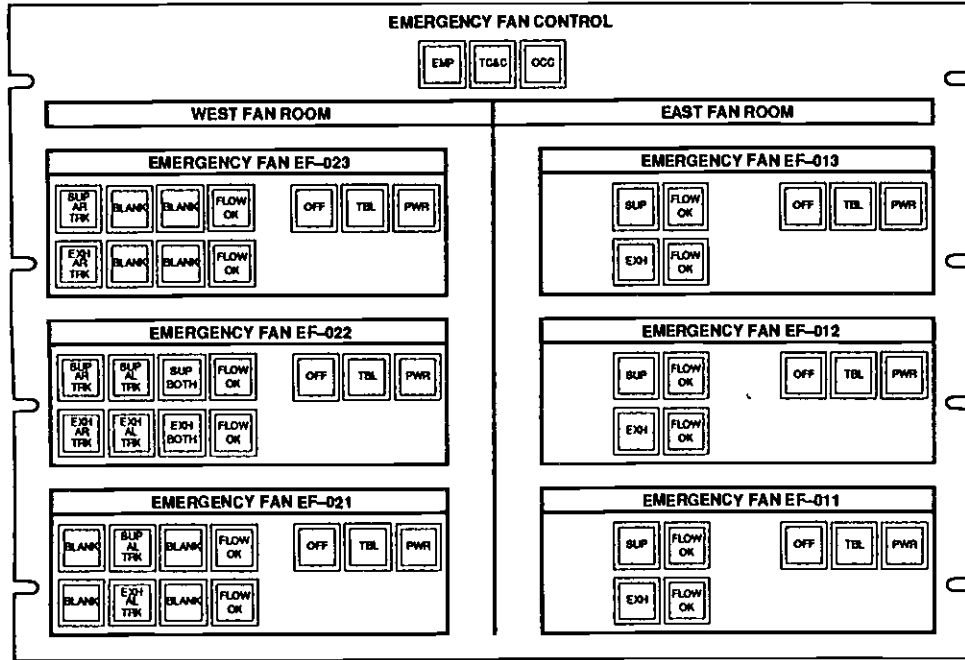
Overhead Track Exhaust Fan:
NO ACTION REQUIRED

Tunnel Exhaust Shaft on the Outbound side of the LRT Station:
EXHAUST MODE, BOTH TUNNELS

Emergency Ventilation Shaft on the outbound side of the LRT Station:
EXHAUST MODE, BOTH TUNNELS

SCENARIO: 25

BLUE LINE STATION SOUTH OF PLATFORM TOWARD PORTAL.

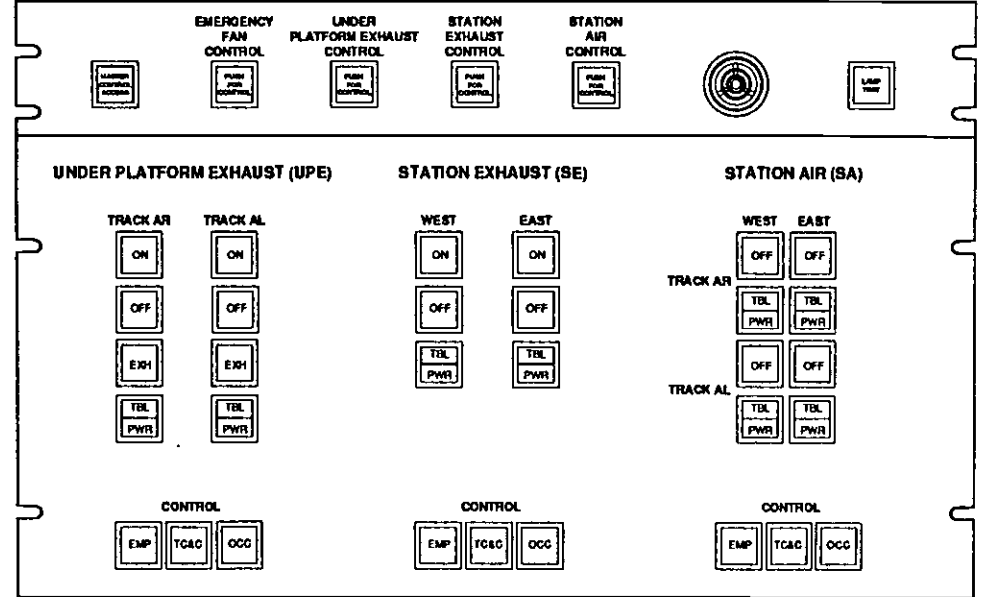


WEST FAN ROOM EMERGENCY FANS:

NO ACTION REQUIRED

EAST FAN ROOM EMERGENCY FANS:

NO ACTION REQUIRED



UNDER PLATFORM EXHAUST FANS:

NO ACTION REQUIRED

STATION EXHAUST:

NO ACTION REQUIRED

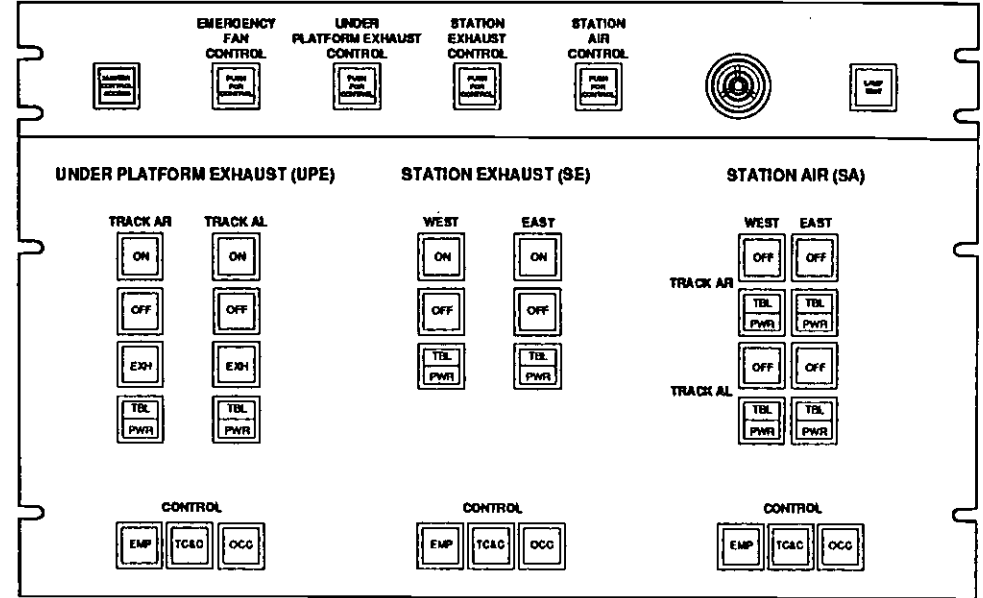
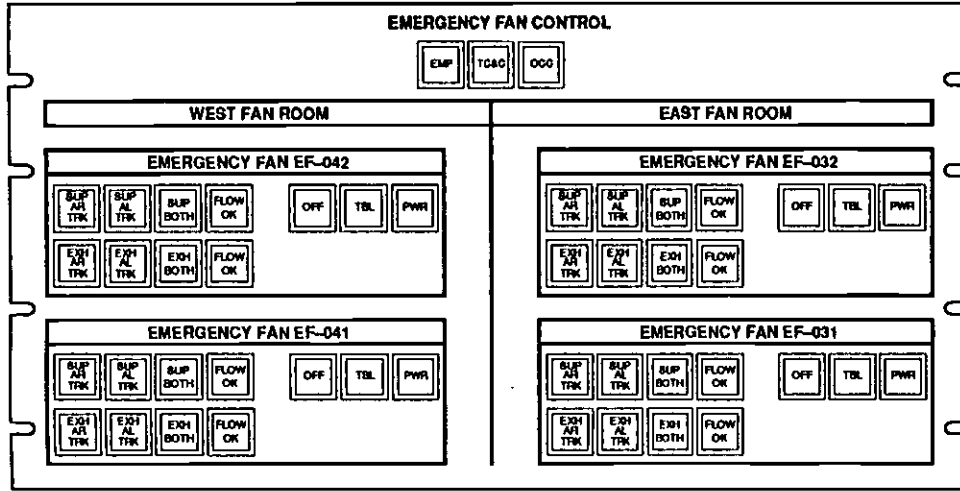
STATION AIR:

NO ACTION REQUIRED

UNION STATION

SCENARIO: 25

BLUE LINE STATION SOUTH OF PLATFORM TOWARD PORTAL.



WEST FAN ROOM EMERGENCY FANS:

NO ACTION REQUIRED

EAST FAN ROOM EMERGENCY FANS:

NO ACTION REQUIRED

UNDER PLATFORM EXHAUST FANS:

NO ACTION REQUIRED

STATION EXHAUST:

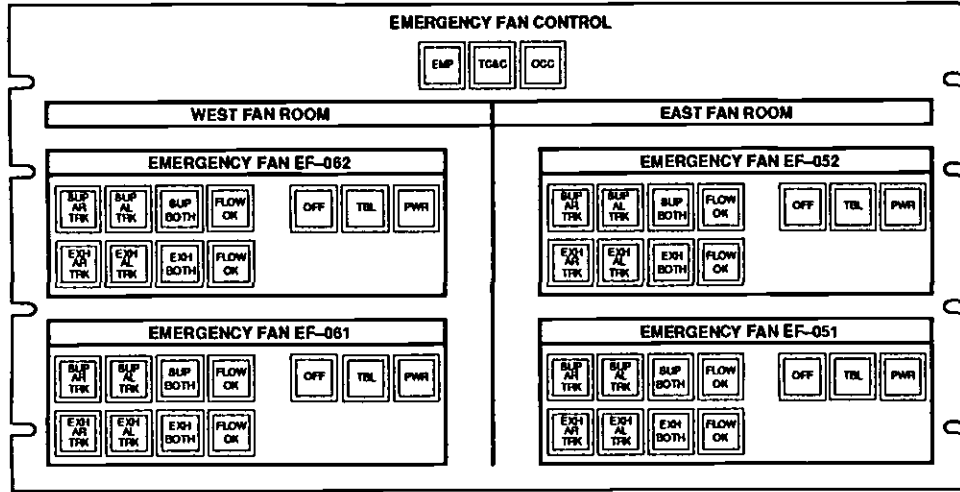
NO ACTION REQUIRED

STATION AIR:

NO ACTION REQUIRED

SCENARIO: 25

BLUE LINE STATION SOUTH OF PLATFORM TOWARD PORTAL.

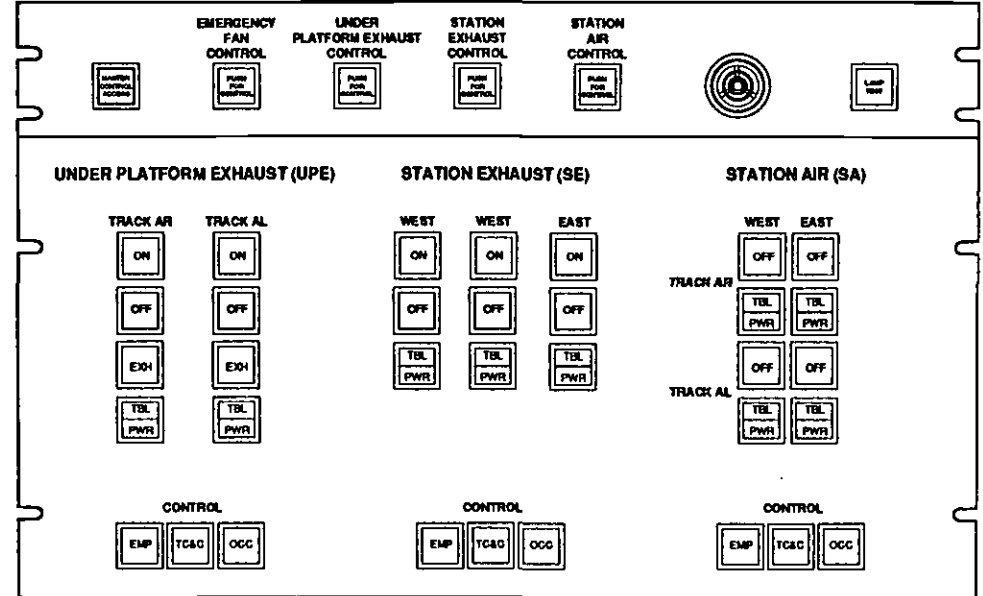


WEST FAN ROOM EMERGENCY FANS:

NO ACTION REQUIRED

EAST FAN ROOM EMERGENCY FANS:

NO ACTION REQUIRED



UNDER PLATFORM EXHAUST FANS:

NO ACTION REQUIRED

STATION EXHAUST:

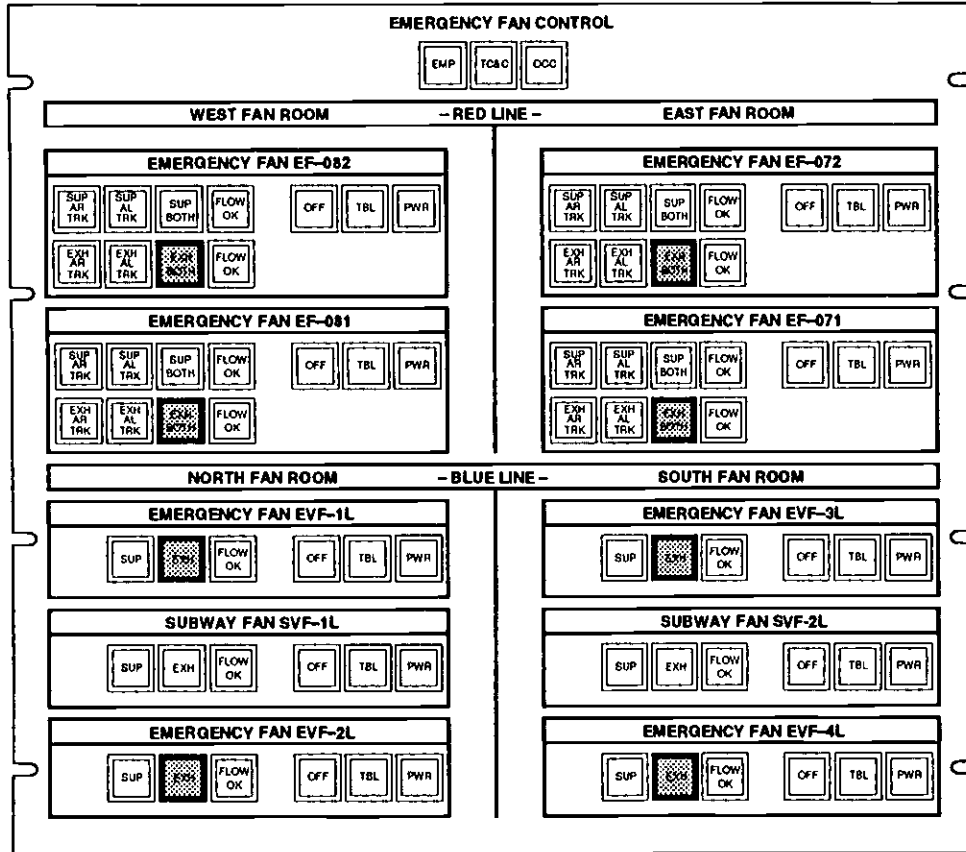
NO ACTION REQUIRED

STATION AIR:

NO ACTION REQUIRED

SCENARIO: 25

BLUE LINE STATION SOUTH OF PLATFORM TOWARD PORTAL.



WEST FAN ROOM EMERGENCY FANS:

EXHAUST MODE, ALL FANS

EAST FAN ROOM EMERGENCY FANS:

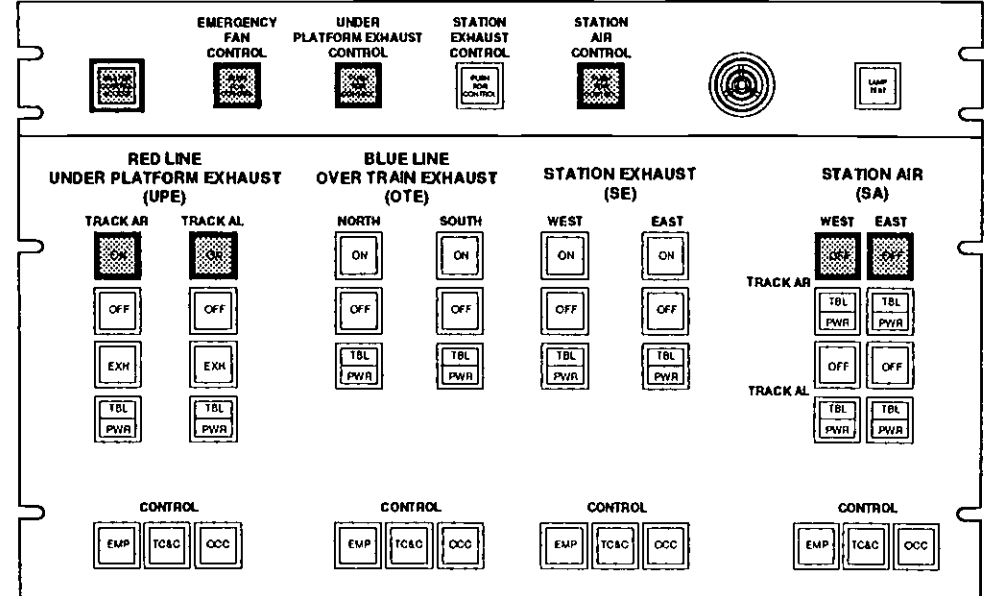
EXHAUST MODE, ALL FANS

NORTH FAN ROOM EMERGENCY FANS:

EXHAUST MODE, ALL FANS

SOUTH FAN ROOM EMERGENCY FANS:

EXHAUST MODE, ALL FANS



UNDER PLATFORM EXHAUST FANS:

ON MODE, ALL FANS

OVERTRAIN EXHAUST FANS (OTE):

NO ACTION REQUIRED

STATION EXHAUST:

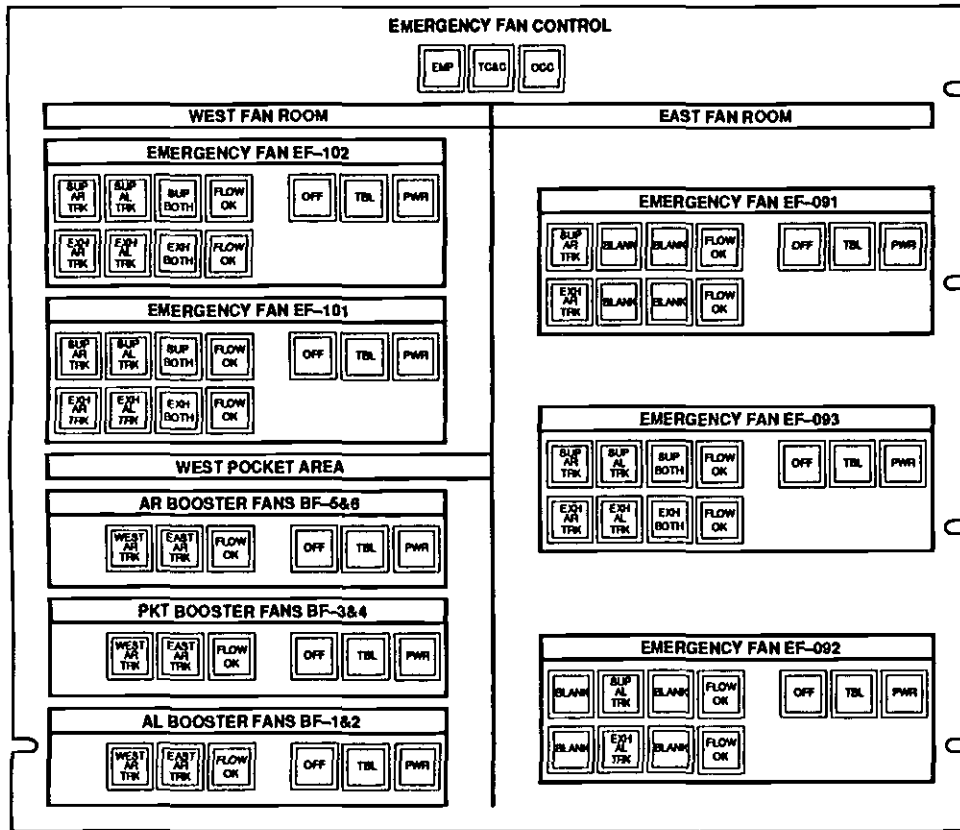
NO ACTION REQUIRED

STATION AIR:

OFF MODE

SCENARIO: 25

BLUE LINE STATION SOUTH OF PLATFORM TOWARD PORTAL.

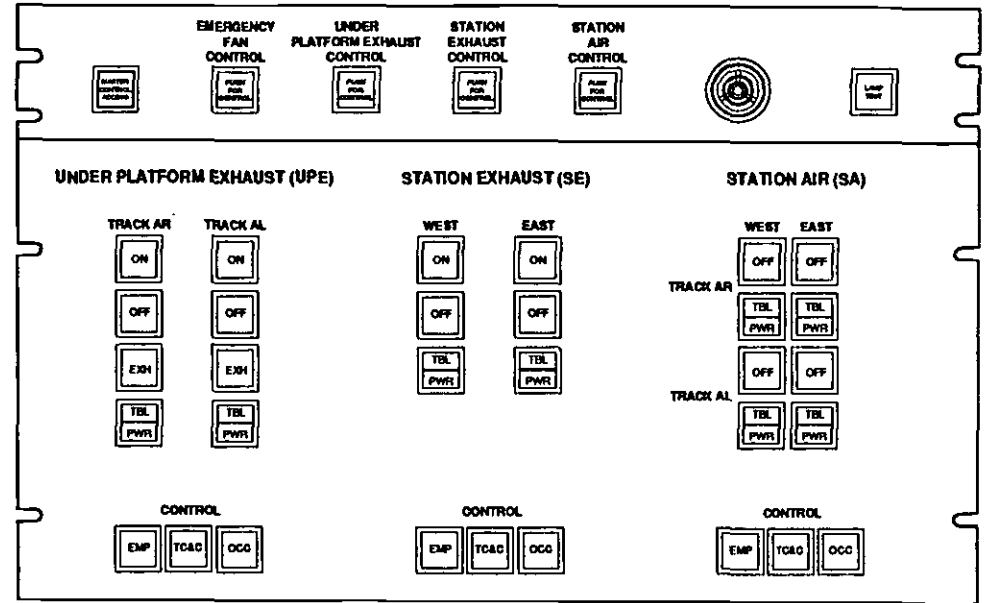


WEST FAN ROOM EMERGENCY FANS:

NO ACTION REQUIRED

EAST FAN ROOM EMERGENCY FANS:

NO ACTION REQUIRED



UNDER PLATFORM EXHAUST FANS:

NO ACTION REQUIRED

STATION EXHAUST:

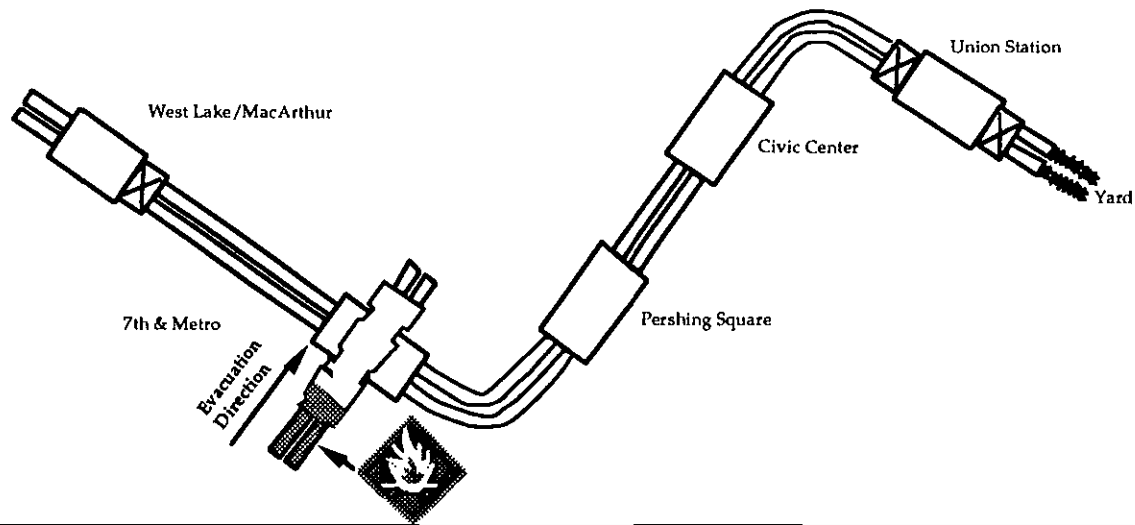
NO ACTION REQUIRED

STATION AIR:

NO ACTION REQUIRED

SCENARIO NUMBER: 26

**TRAIN IS DISABLED SOUTH OF THE BLUE LINE
STATION PLATFORM AND PASSENGERS ARE
EVACUATING TOWARD THE FLOWER STREET EXITS.**



26. Blue Line station south of platform toward Flower St. exits

If train is disabled at Blue Line station south of platform and passengers are evacuating toward Flower St. exits, perform the following fan configuration:

7TH/METRO

East Fan Room Emergency Fans:
SUPPLY MODE, L TRACK ONLY

West Fan Room Emergency Fans:
SUPPLY MODE, BOTH TUNNELS

Under Platform Exhaust Fan (UPE):
OFF MODE

Station Air (SA) Fans:
NO ACTION REQUIRED

For the Blue Line LRT Station, perform the following fan configuration:

Emergency Ventilation Shaft on the inbound side of the LRT Station:
SUPPLY MODE, BOTH TUNNELS

Tunnel Exhaust Shaft on the inbound side of the LRT Station:
SUPPLY MODE, BOTH TUNNELS

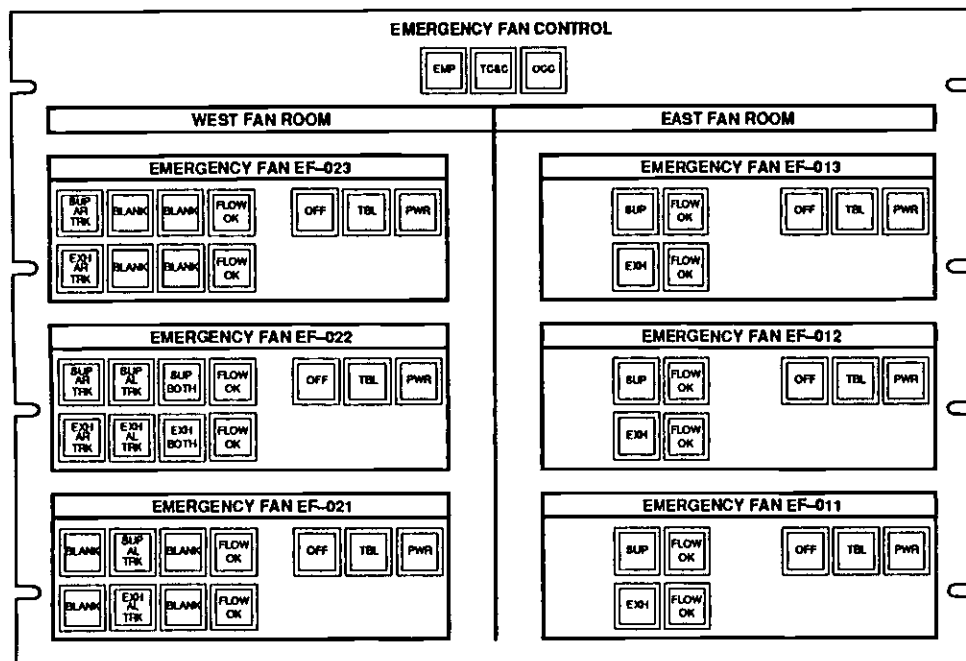
Overhead Track Exhaust Fan:
NO ACTION REQUIRED

Tunnel Exhaust Shaft on the Outbound side of the LRT Station:
SUPPLY MODE, BOTH TUNNELS

Emergency Ventilation Shaft on the outbound side of the LRT Station:
SUPPLY MODE, BOTH TUNNELS

SCENARIO: 26

BLUE LINE STATION SOUTH OF PLATFORM TOWARD FLOWER ST. STATION EXITS.

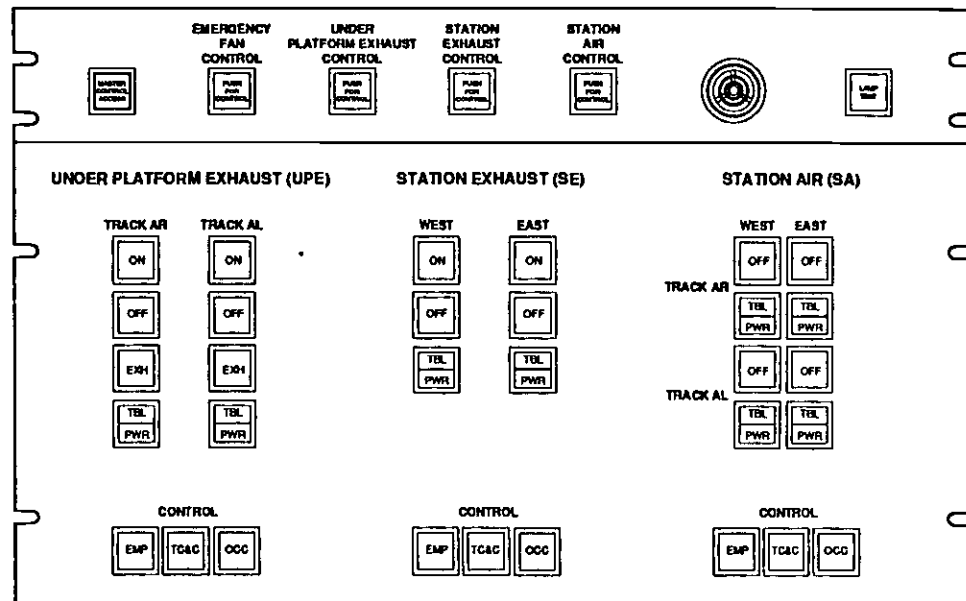


WEST FAN ROOM EMERGENCY FANS:

NO ACTION REQUIRED

EAST FAN ROOM EMERGENCY FANS:

NO ACTION REQUIRED



UNDER PLATFORM EXHAUST FANS:

NO ACTION REQUIRED

STATION EXHAUST:

NO ACTION REQUIRED

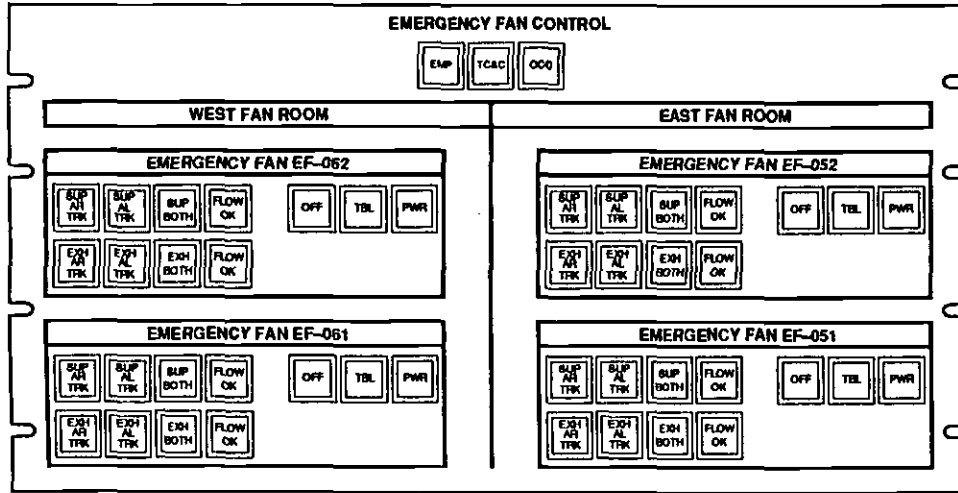
STATION AIR:

NO ACTION REQUIRED

UNION STATION

SCENARIO: 26

BLUE LINE STATION SOUTH OF PLATFORM TOWARD FLOWER ST. STATION EXITS.

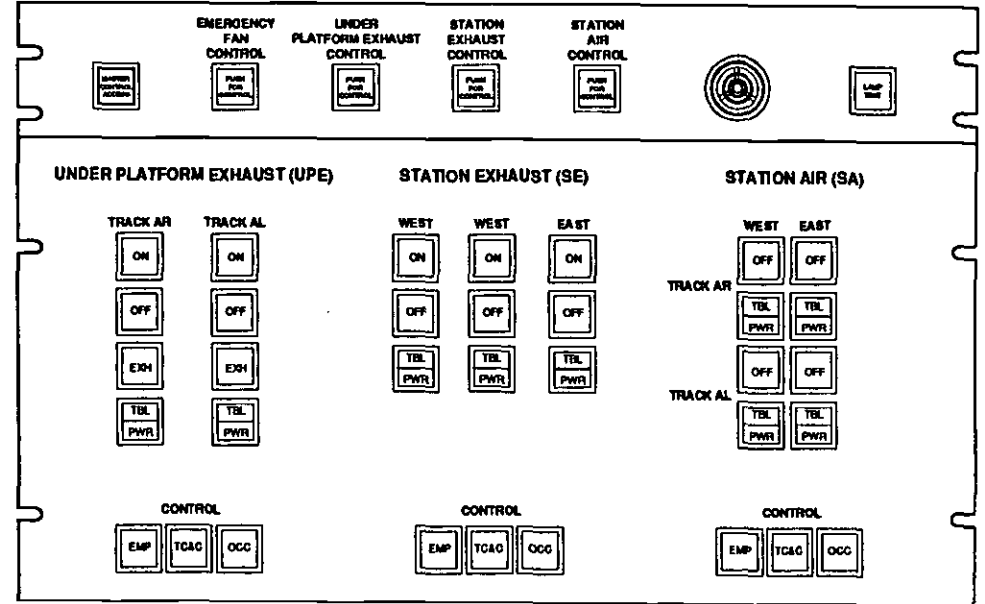


WEST FAN ROOM EMERGENCY FANS:

NO ACTION REQUIRED

EAST FAN ROOM EMERGENCY FANS:

NO ACTION REQUIRED



UNDER PLATFORM EXHAUST FANS:

NO ACTION REQUIRED

STATION EXHAUST:

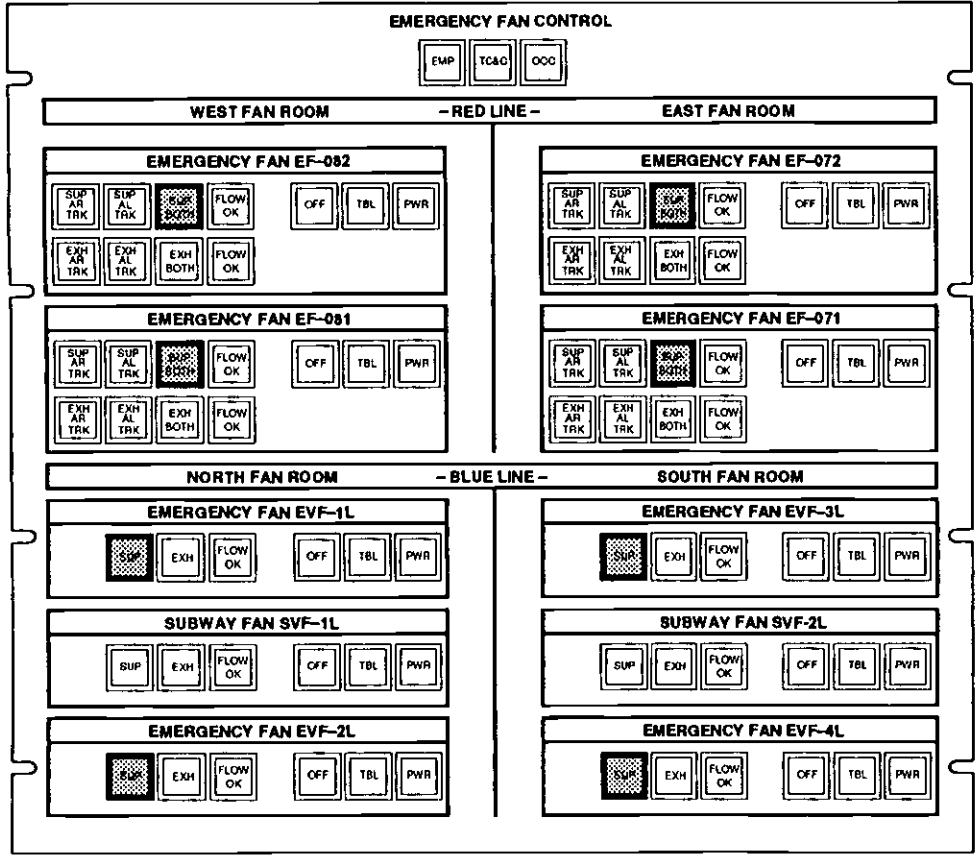
NO ACTION REQUIRED

STATION AIR:

NO ACTION REQUIRED

SCENARIO: 26

BLUE LINE STATION SOUTH OF PLATFORM TOWARD FLOWER ST. STATION EXITS.



WEST FAN ROOM EMERGENCY FANS:

SUPPLY MODE, ALL FANS

EAST FAN ROOM EMERGENCY FANS:

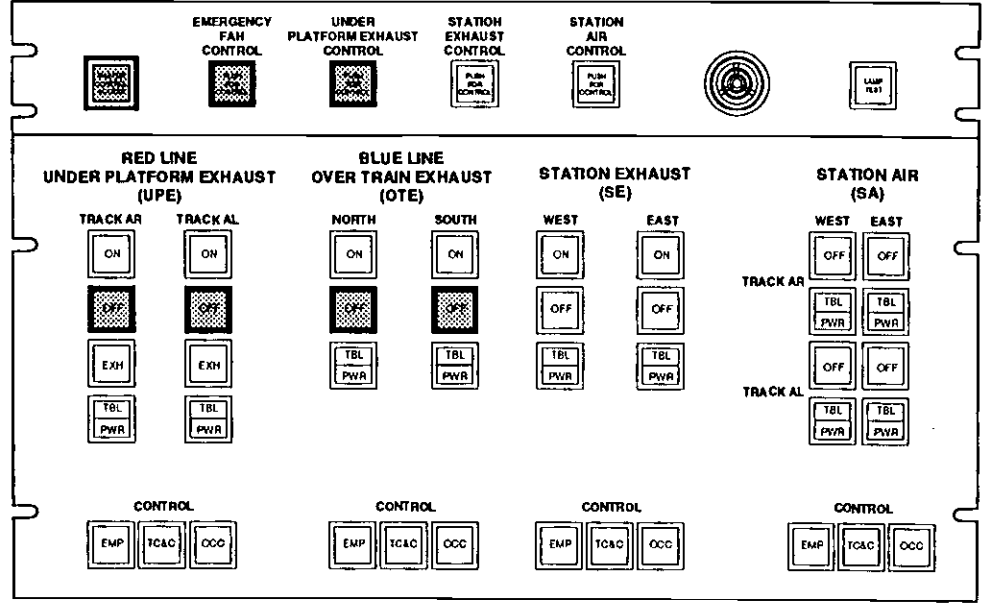
SUPPLY MODE, ALL FANS

NORTH FAN ROOM EMERGENCY FANS:

SUPPLY MODE, ALL FANS

SOUTH FAN ROOM EMERGENCY FANS:

SUPPLY MODE, ALL FANS



UNDER PLATFORM EXHAUST FANS:

OFF MODE

OVERTRAIN EXHAUST FANS (OTE):

OFF MODE

STATION EXHAUST:

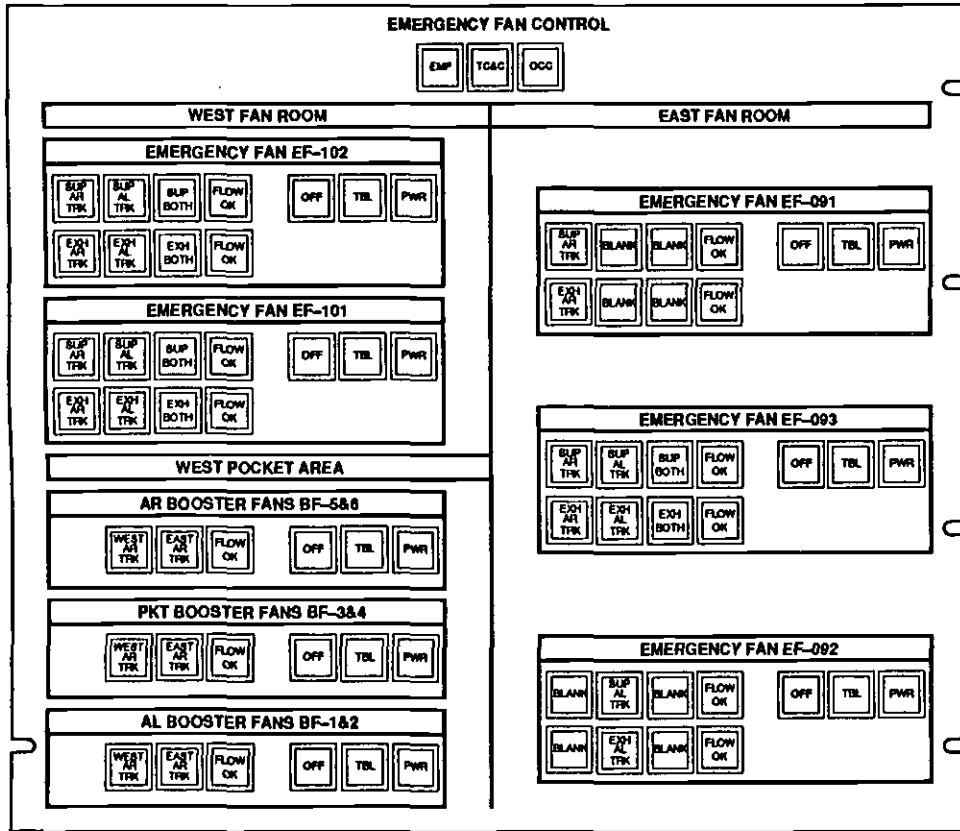
NO ACTION REQUIRED

STATION AIR:

NO ACTION REQUIRED

SCENARIO: 26

BLUE LINE STATION SOUTH OF PLATFORM TOWARD FLOWER ST. EXITS.

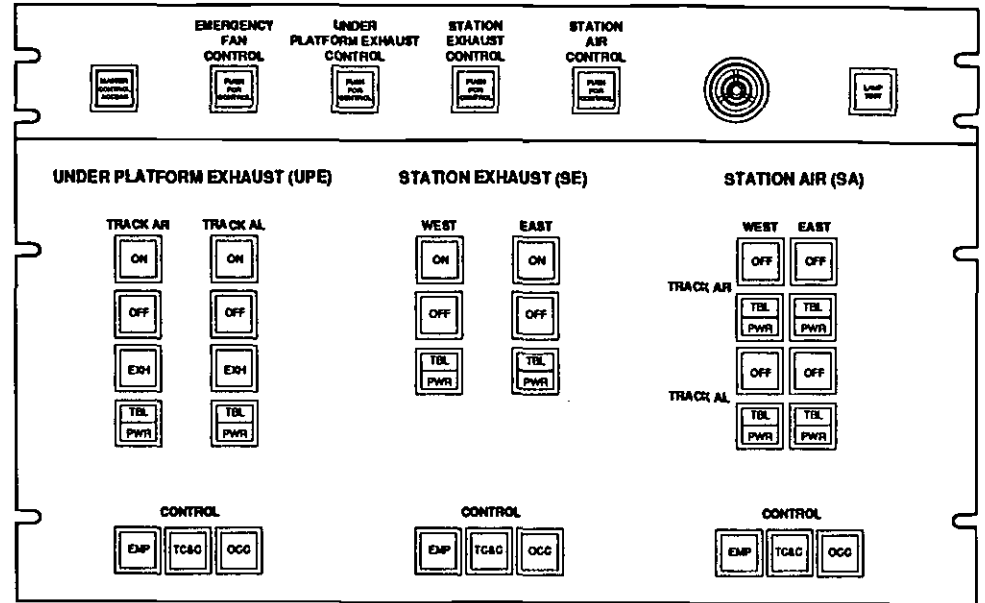


WEST FAN ROOM EMERGENCY FANS:

NO ACTION REQUIRED

EAST FAN ROOM EMERGENCY FANS:

NO ACTION REQUIRED



UNDER PLATFORM EXHAUST FANS:

NO ACTION REQUIRED

STATION EXHAUST:

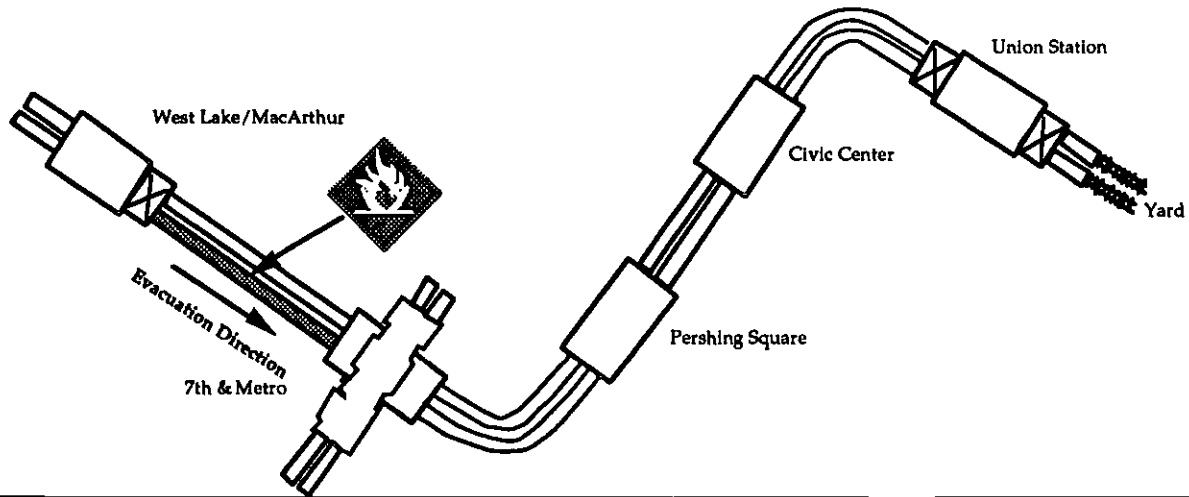
NO ACTION REQUIRED

STATION AIR:

NO ACTION REQUIRED

SCENARIO NUMBER: 27

**TRAIN IS DISABLED BETWEEN 7TH/METRO AND
WESTLAKE/MACARTHUR ON THE AL TRACK AND
PASSENGERS ARE EVACUATING TOWARD THE
7TH/METRO.**



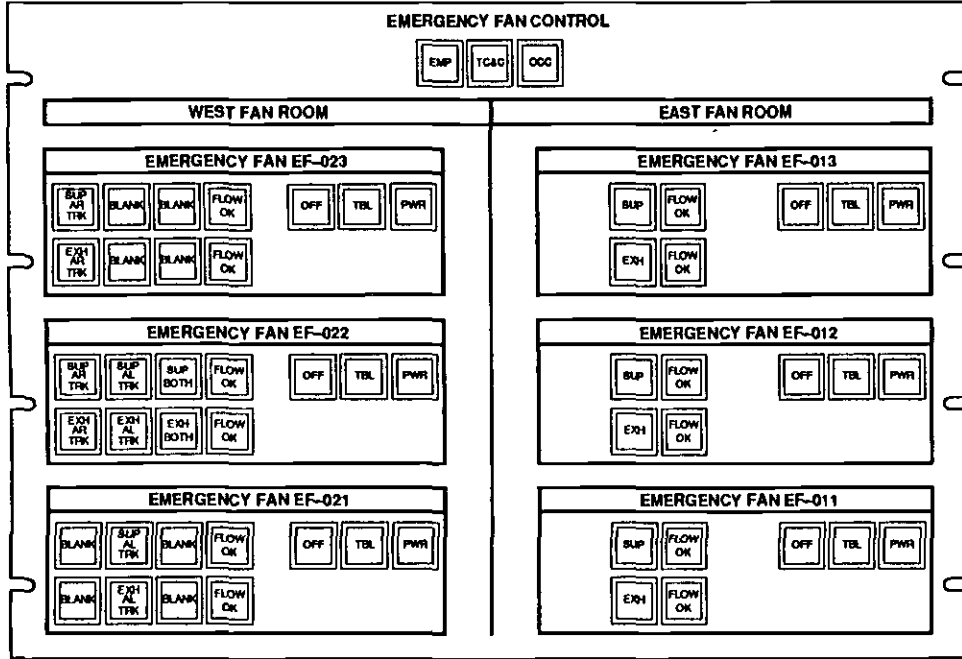
27. 7th Metro/Westlake on AL toward 7th/Metro

If train is disabled between 7th/Metro and Westlake on AL track and passengers are evacuating toward 7th/Metro, perform the following fan configuration:

PERSHING SQUARE	7TH/METRO CENTER	WESTLAKE/MACARTHUR
<p>East Fan Room Emergency Fans: SUPPLY MODE, BOTH TUNNELS</p> <p>West Fan Room Emergency Fans: SUPPLY MODE, BOTH TUNNELS</p> <p>Under Platform Exhaust Fans (UPE): OFF MODE</p> <p>Station Air (SA) Fans: NO ACTION REQUIRED</p>	<p>East Fan Room Emergency Fans: SUPPLY MODE, BOTH TUNNELS</p> <p>West Fan Room Emergency Fans: SUPPLY MODE, L TRACK ONLY</p> <p>Under Platform Exhaust Fan (UPE): OFF MODE</p> <p>Station Air (SA) Fans: NO ACTION REQUIRED</p> <p>For the Blue Line LRT Station, perform the following fan configuration:</p> <p>Emergency Ventilation Shaft on the inbound side of the LRT Station: SUPPLY MODE, BOTH TUNNELS</p> <p>Tunnel Exhaust Shaft on the inbound side of the LRT Station: SUPPLY MODE, BOTH TUNNELS</p> <p>Overhead Track Exhaust Fan: OFF MODE</p> <p>Tunnel Exhaust Shaft on the Outbound side of the LRT Station: SUPPLY MODE, BOTH TUNNELS</p> <p>Emergency Ventilation Shaft on the outbound side of the LRT Station: SUPPLY MODE, BOTH TUNNELS</p>	<p>East Fan Room Emergency Fans: EXHAUST MODE, L TRACK ONLY</p> <p>West Fan Room Emergency Fans: EXHAUST MODE, BOTH TUNNELS</p> <p>Under Platform Exhaust Fan (UPE): EXHAUST MODE, BOTH TUNNELS</p> <p>Station Air (SA) Fans: OFF MODE</p>

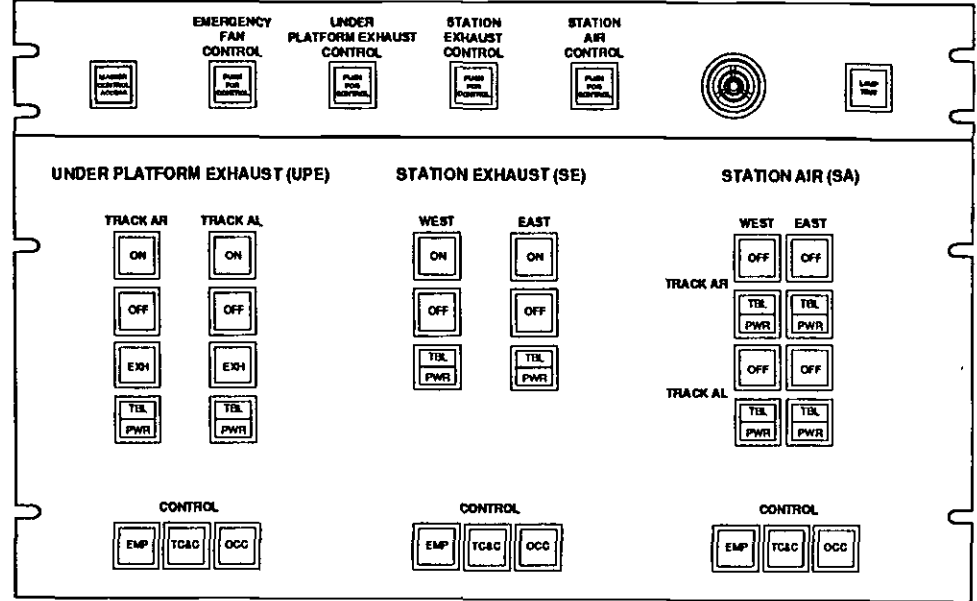
SCENARIO: 27

7TH METRO/WESTLAKE MACARTHUR ON AL TOWARD 7TH/METRO.



WEST FAN ROOM EMERGENCY FANS:
NO ACTION REQUIRED

EAST FAN ROOM EMERGENCY FANS:
NO ACTION REQUIRED



UNDER PLATFORM EXHAUST FANS:
NO ACTION REQUIRED

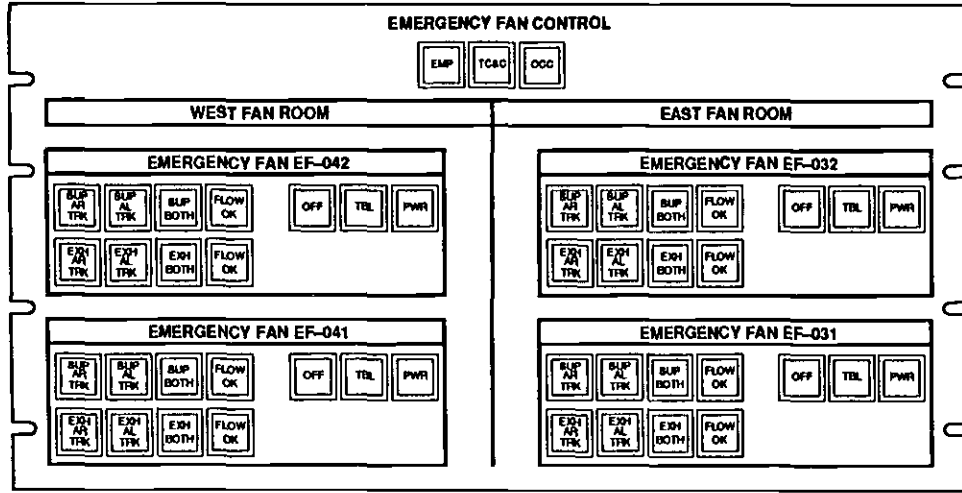
STATION EXHAUST:
NO ACTION REQUIRED

STATION AIR:
NO ACTION REQUIRED

UNION STATION

SCENARIO: 27

7TH METRO/WESTLAKE MACARTHUR ON AL TOWARD 7TH/METRO.

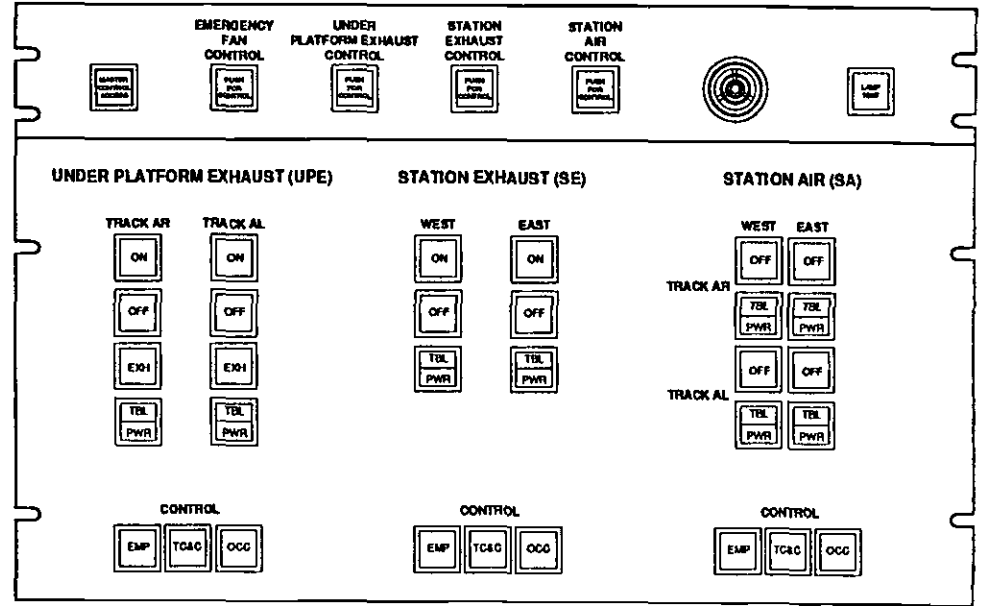


WEST FAN ROOM EMERGENCY FANS:

NO ACTION REQUIRED

EAST FAN ROOM EMERGENCY FANS:

NO ACTION REQUIRED



UNDER PLATFORM EXHAUST FANS:

NO ACTION REQUIRED

STATION EXHAUST:

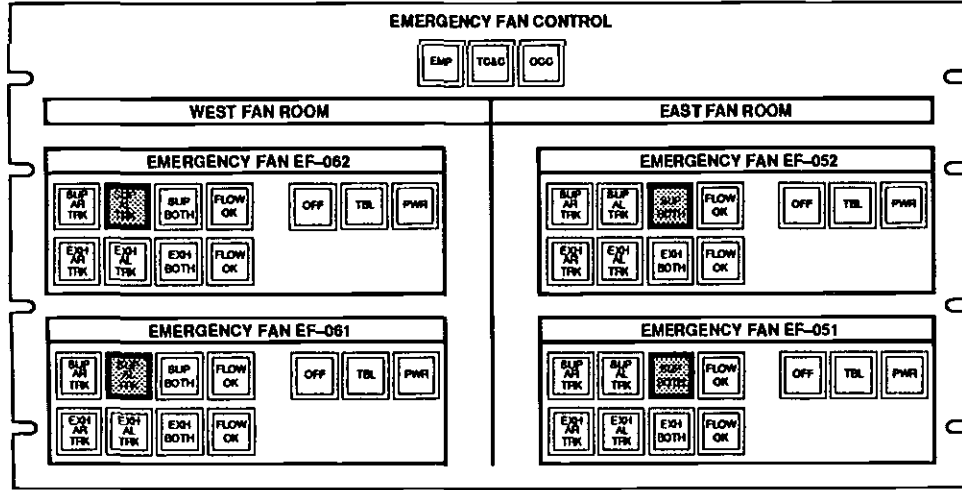
NO ACTION REQUIRED

STATION AIR:

NO ACTION REQUIRED

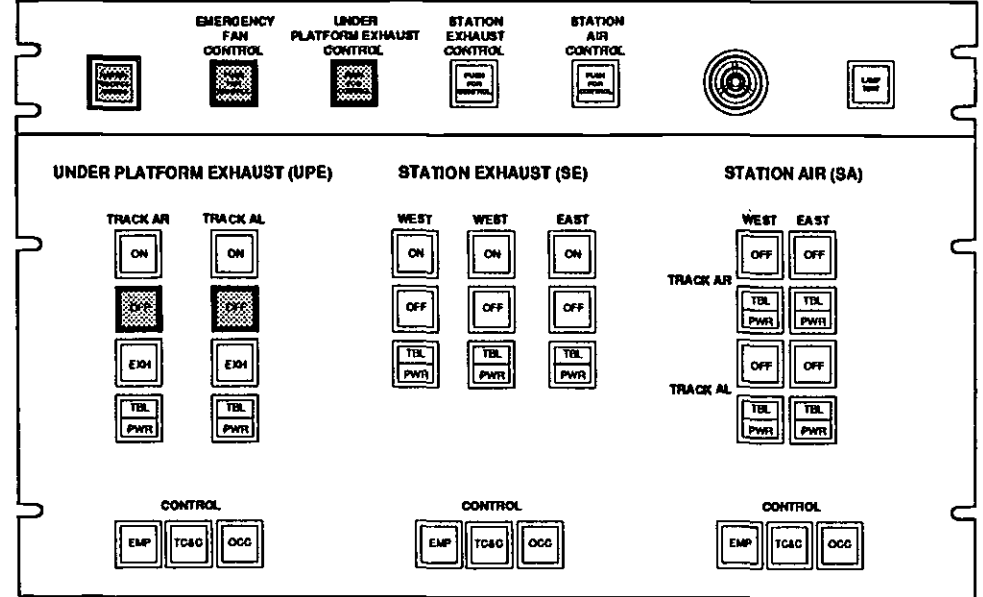
SCENARIO: 27

7TH METRO/WESTLAKE MACARTHUR ON AL TOWARD 7TH/METRO



WEST FAN ROOM EMERGENCY FANS:
SUPPLY MODE, ALL FANS

EAST FAN ROOM EMERGENCY FANS:
SUPPLY MODE, ALL FANS



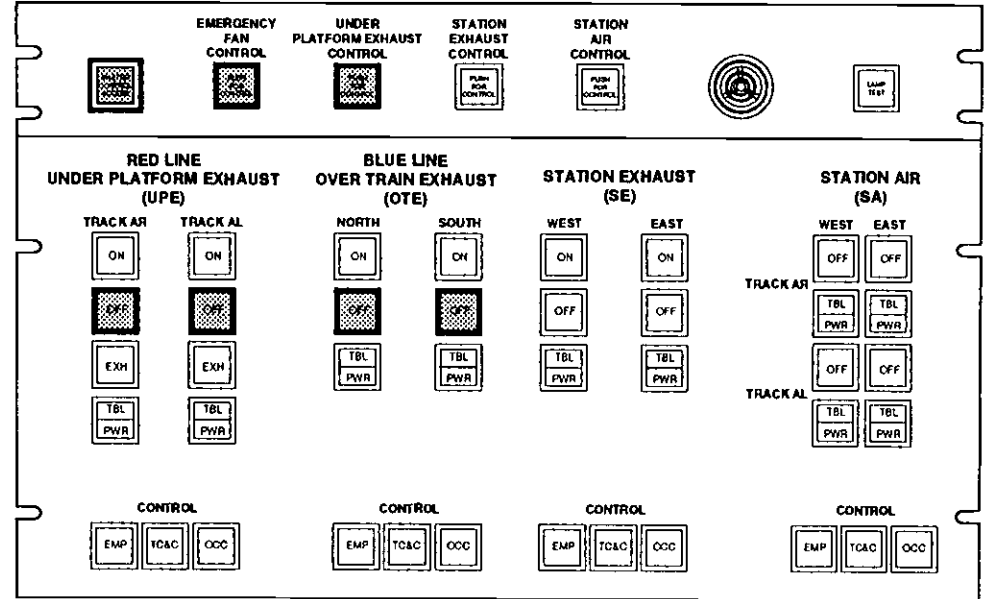
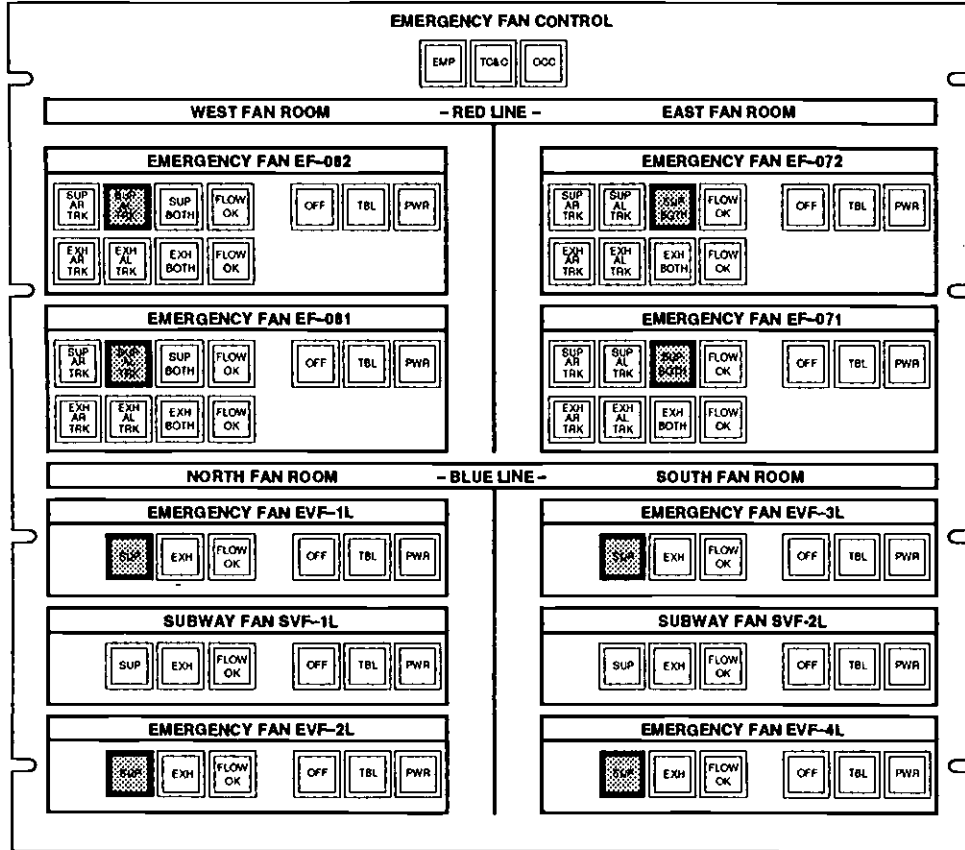
UNDER PLATFORM EXHAUST FANS:
OFF MODE

STATION EXHAUST:
NO ACTION REQUIRED

STATION AIR:
NO ACTION REQUIRED

SCENARIO: 27

7TH METRO/WESTLAKE MACARTHUR ON AL TOWARD 7TH/METRO



UNDER PLATFORM EXHAUST FANS:

OFF MODE

OVERTRAIN EXHAUST FANS (OTE):

OFF MODE

STATION EXHAUST:

NO ACTION REQUIRED

STATION AIR:

NO ACTION REQUIRED

WEST FAN ROOM EMERGENCY FANS:

SUPPLY MODE, AL TRACK ONLY

EAST FAN ROOM EMERGENCY FANS:

SUPPLY MODE, ALL FANS

NORTH FAN ROOM EMERGENCY FANS:

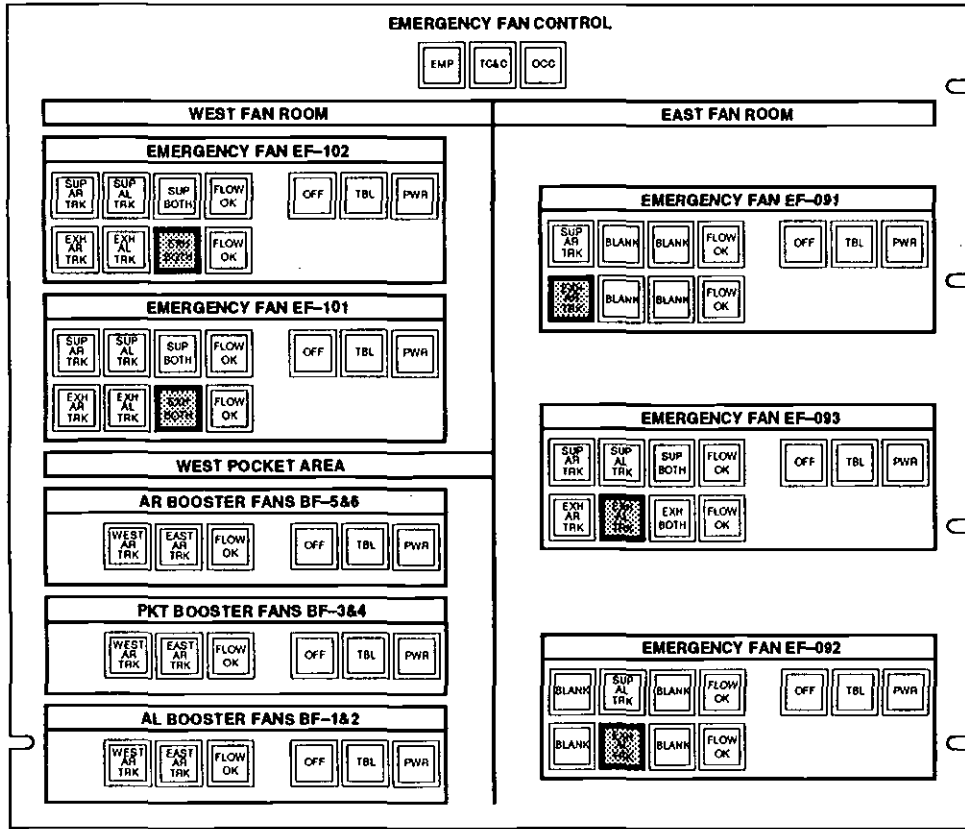
SUPPLY MODE, ALL FANS

SOUTH FAN ROOM EMERGENCY FANS:

SUPPLY MODE, ALL FANS

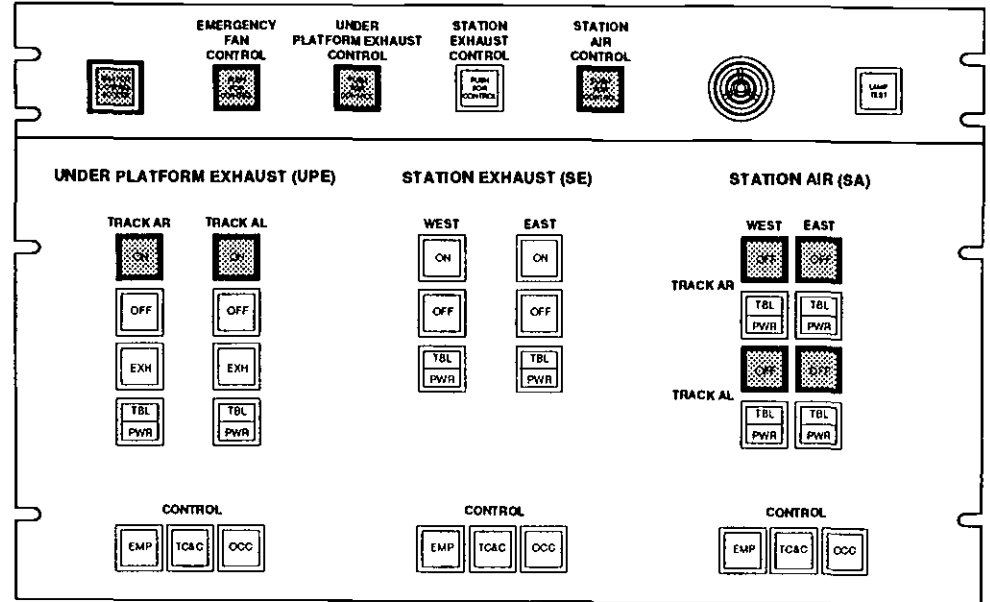
SCENARIO: 27

7TH METRO/WESTLAKE MACARTHUR ON AL TOWARD 7TH/METRO.



WEST FAN ROOM EMERGENCY FANS:
EXHAUST MODE, ALL FANS

EAST FAN ROOM EMERGENCY FANS:
EXHAUST MODE, AL TRACK ONLY



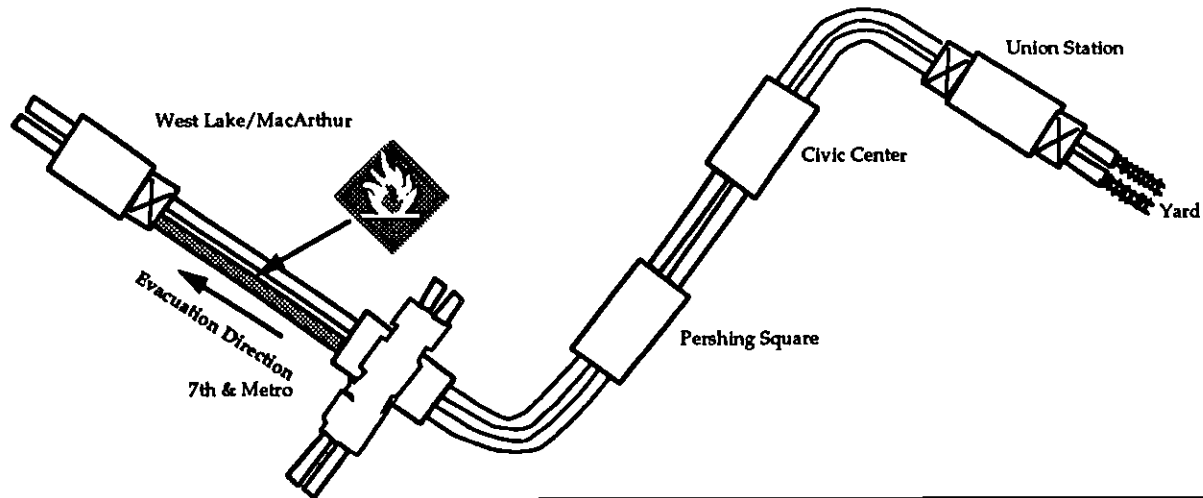
UNDER PLATFORM EXHAUST FANS:
ON MODE, ALL FANS

STATION EXHAUST:
NO ACTION REQUIRED

STATION AIR:
OFF MODE

SCENARIO NUMBER: 28

**TRAIN IS DISABLED BETWEEN 7TH/METRO AND
WESTLAKE/MACARTHUR ON THE AL TRACK AND
PASSENGERS ARE EVACUATING TOWARD THE
WESTLAKE/MACARTHUR.**



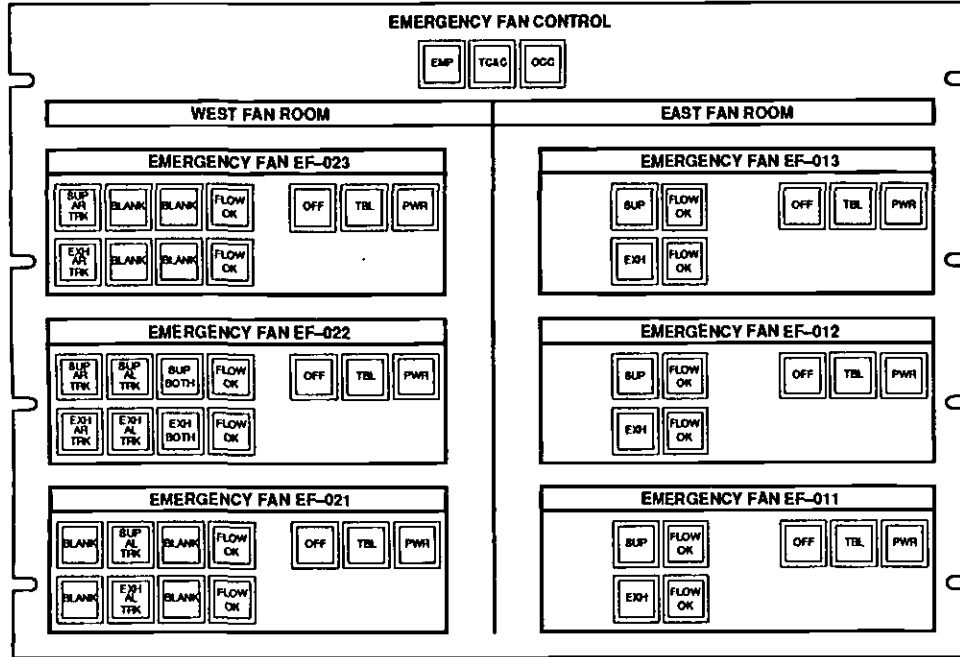
28. 7th Metro/Westlake on AL toward Westlake

If train is disabled between 7th/Metro and Westlake on AL track and passengers are evacuating toward Westlake, perform the following fan configuration:

PERSHING SQUARE	7TH/METRO CENTER	WESTLAKE/MACARTHUR
<p>East Fan Room Emergency Fans: EXHAUST MODE, BOTH TUNNELS</p> <p>West Fan Room Emergency Fans: EXHAUST MODE, BOTH TUNNELS</p> <p>Under Platform Exhaust Fans (UPE): EXHAUST MODE, BOTH TUNNELS</p> <p>Station Air (SA) Fans: OFF MODE</p>	<p>East Fan Room Emergency Fans: EXHAUST MODE, BOTH TUNNELS</p> <p>West Fan Room Emergency Fans: EXHAUST MODE, L TRACK ONLY</p> <p>Under Platform Exhaust Fan (UPE): EXHAUST MODE, BOTH TUNNELS</p> <p>Station Air (SA) Fans: NO ACTION REQUIRED</p> <p>For the Blue Line LRT Station, perform the following fan configuration:</p> <p>Emergency Ventilation Shaft on the inbound side of the LRT Station: EXHAUST MODE, BOTH TUNNELS</p> <p>Tunnel Exhaust Shaft on the inbound side of the LRT Station: NO ACTION REQUIRED</p> <p>Overhead Track Exhaust Fan: OFF MODE</p> <p>Tunnel Exhaust Shaft on the Outbound side of the LRT Station: NO ACTION REQUIRED</p> <p>Emergency Ventilation Shaft on the outbound side of the LRT Station: EXHAUST MODE, BOTH TUNNELS</p>	<p>East Fan Room Emergency Fans: SUPPLY MODE, L TRACK ONLY</p> <p>West Fan Room Emergency Fans: SUPPLY MODE, BOTH TUNNELS</p> <p>Under Platform Exhaust Fan (UPE): OFF MODE</p> <p>Station Air (SA) Fans: NO ACTION REQUIRED</p>

SCENARIO: 28

7TH METRO/WESTLAKE MACARTHUR ON AL TOWARD WESTLAKE/MACARTHUR.

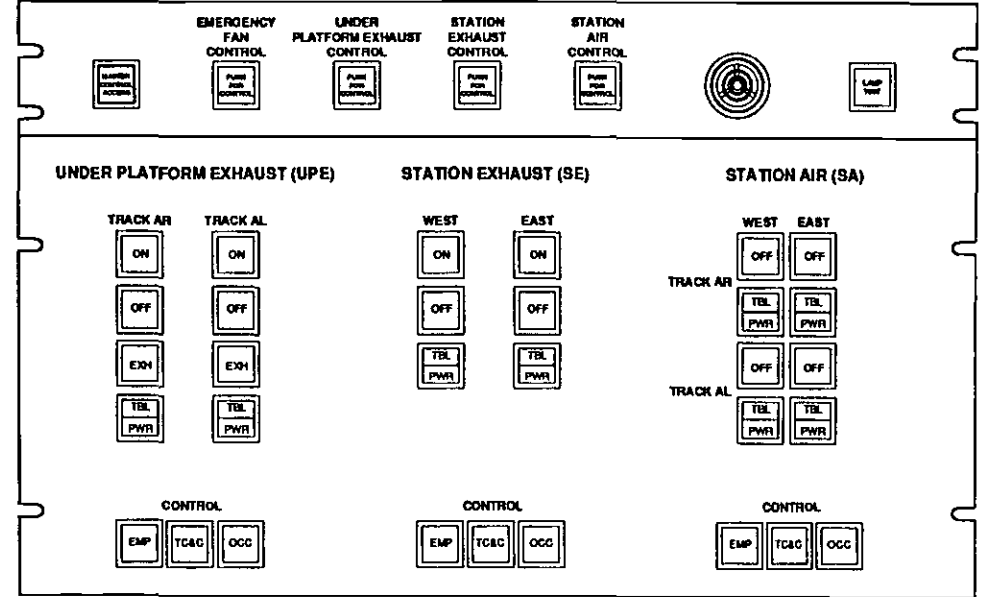


WEST FAN ROOM EMERGENCY FANS:

NO ACTION REQUIRED

EAST FAN ROOM EMERGENCY FANS:

NO ACTION REQUIRED



UNDER PLATFORM EXHAUST FANS:

NO ACTION REQUIRED

STATION EXHAUST:

NO ACTION REQUIRED

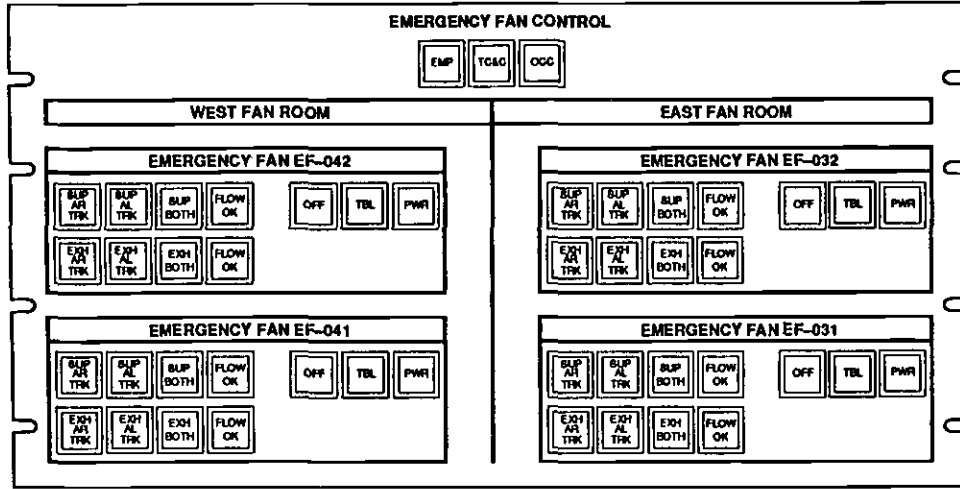
STATION AIR:

NO ACTION REQUIRED

UNION STATION

SCENARIO: 28

7TH METRO/WESTLAKE MACARTHUR ON AL TOWARD WESTLAKE/MACARTHUR.

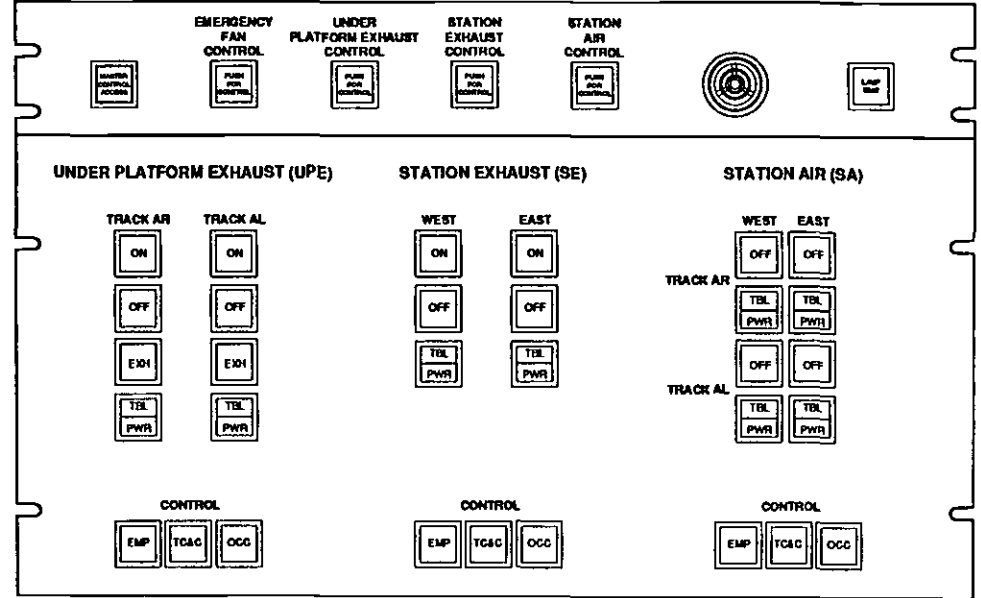


WEST FAN ROOM EMERGENCY FANS:

NO ACTION REQUIRED

EAST FAN ROOM EMERGENCY FANS:

NO ACTION REQUIRED



UNDER PLATFORM EXHAUST FANS:

NO ACTION REQUIRED

STATION EXHAUST:

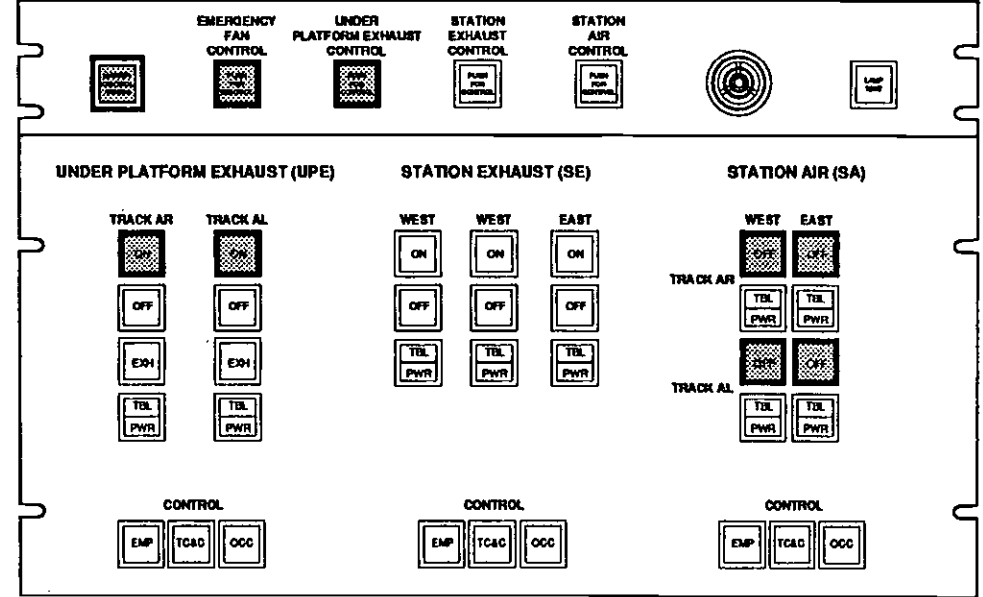
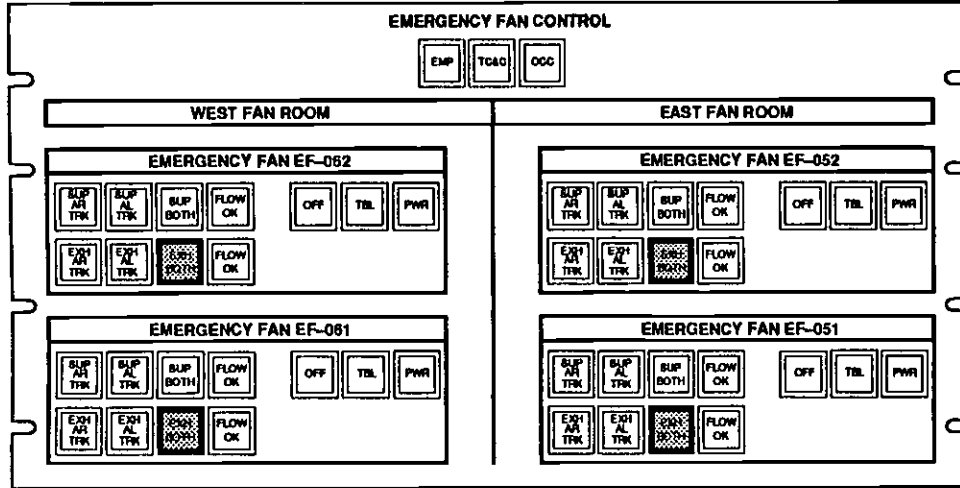
NO ACTION REQUIRED

STATION AIR:

NO ACTION REQUIRED

SCENARIO: 28

7TH METRO/WESTLAKE MACARTHUR ON AL TOWARD WESTLAKE/MACARTHUR.



WEST FAN ROOM EMERGENCY FANS:

EXHAUST MODE, ALL FANS

EAST FAN ROOM EMERGENCY FANS:

EXHAUST MODE, ALL FANS

UNDER PLATFORM EXHAUST FANS:

ON MODE, ALL FANS

STATION EXHAUST:

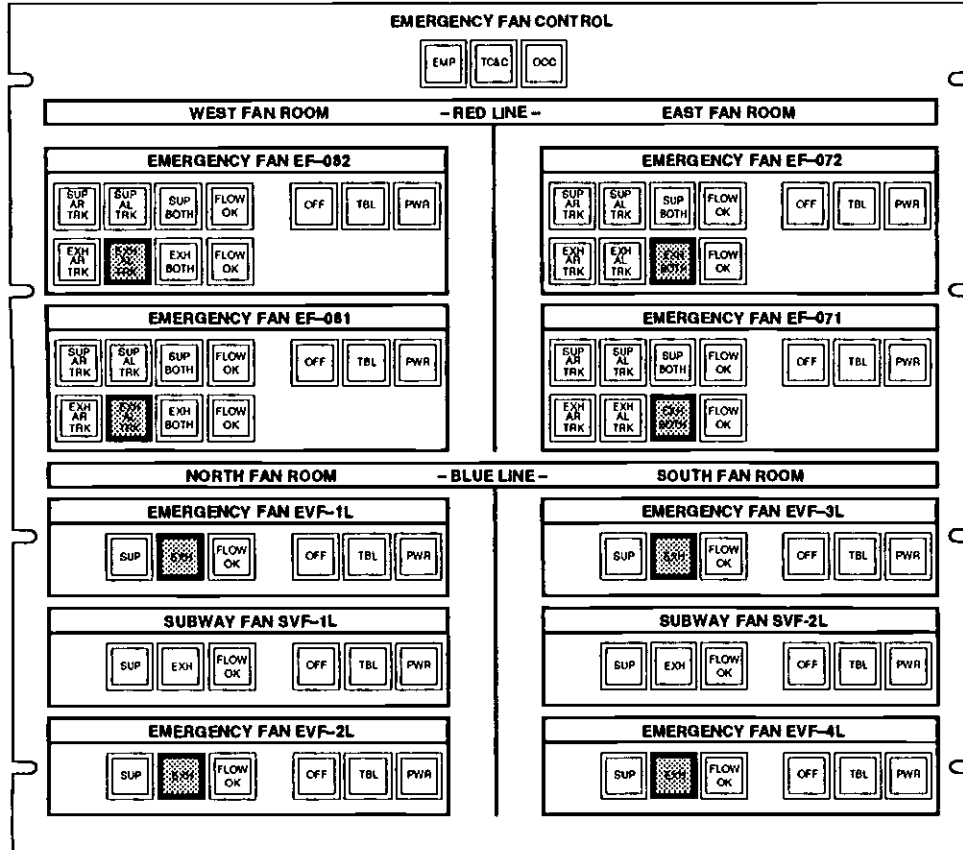
NO ACTION REQUIRED

STATION AIR:

OFF MODE

SCENARIO: 28

7TH METRO/WESTLAKE MACARTHUR ON AL TOWARD WESTLAKE/MACARTHUR



WEST FAN ROOM EMERGENCY FANS:

EXHAUST MODE, L TRACK ONLY

EAST FAN ROOM EMERGENCY FANS:

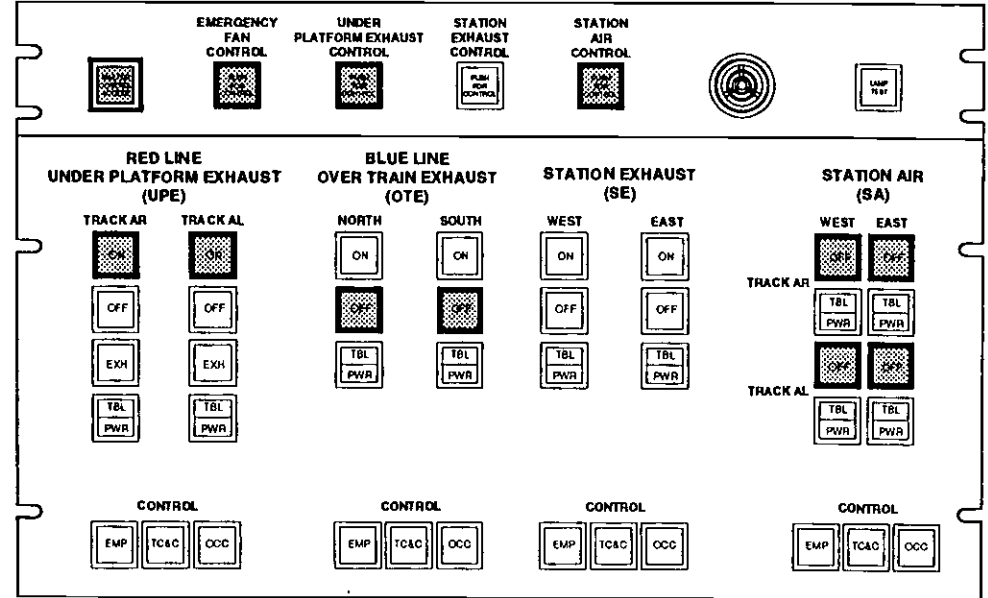
EXHAUST MODE, ALL FANS

NORTH FAN ROOM EMERGENCY FANS:

EXHAUST MODE, ALL FANS

SOUTH FAN ROOM EMERGENCY FANS:

EXHAUST MODE, ALL FANS



UNDER PLATFORM EXHAUST FANS:

ON MODE, ALL FANS

OVERTRAIN EXHAUST FANS (OTE):

OFF MODE

STATION EXHAUST:

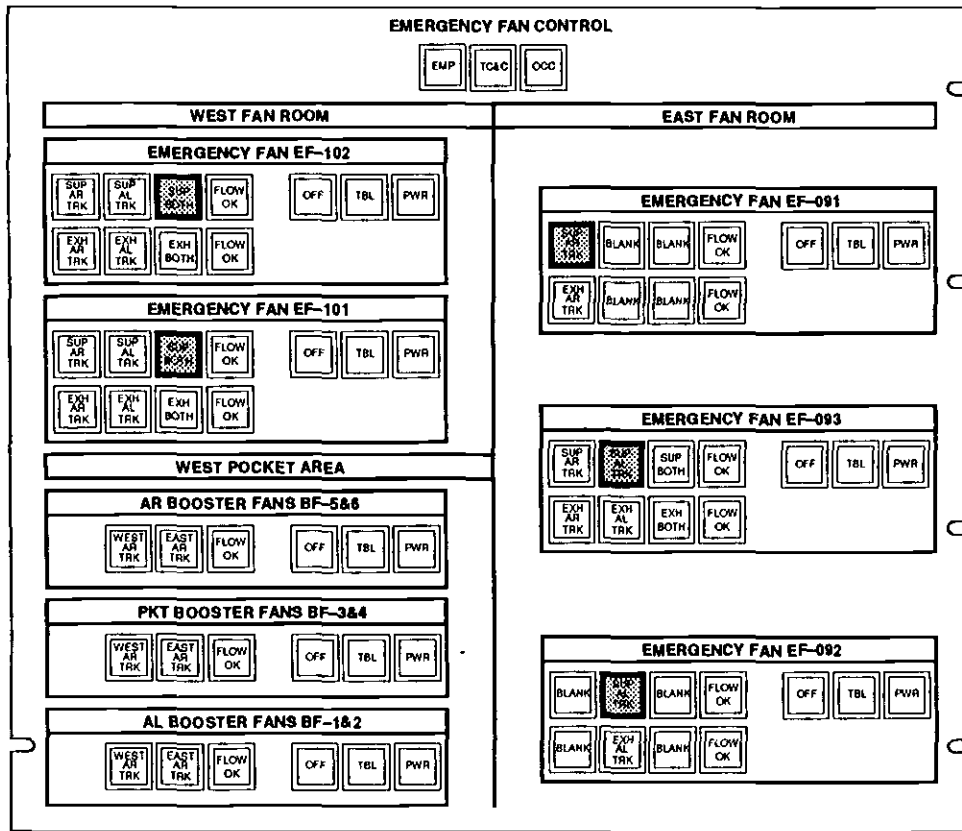
NO ACTION REQUIRED

STATION AIR:

OFF MODE

SCENARIO: 28

7TH METRO/WESTLAKE MACARTHUR ON AL TOWARD WESTLAKE/MACARTHUR

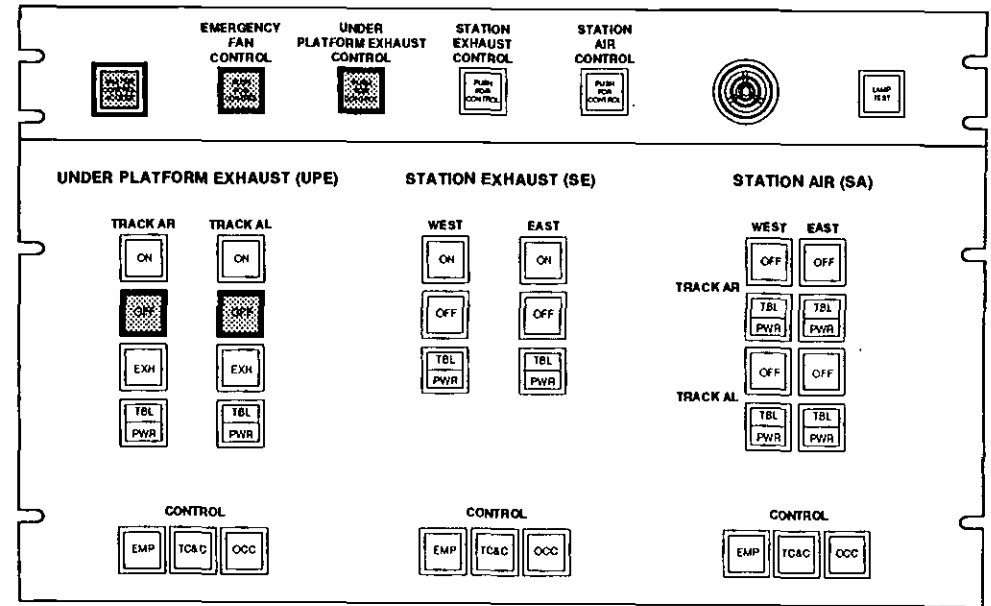


WEST FAN ROOM EMERGENCY FANS:

SUPPLY MODE, ALL FANS

EAST FAN ROOM EMERGENCY FANS:

SUPPLY MODE, AL TRACK ONLY



UNDER PLATFORM EXHAUST FANS:

OFF MODE

STATION EXHAUST:

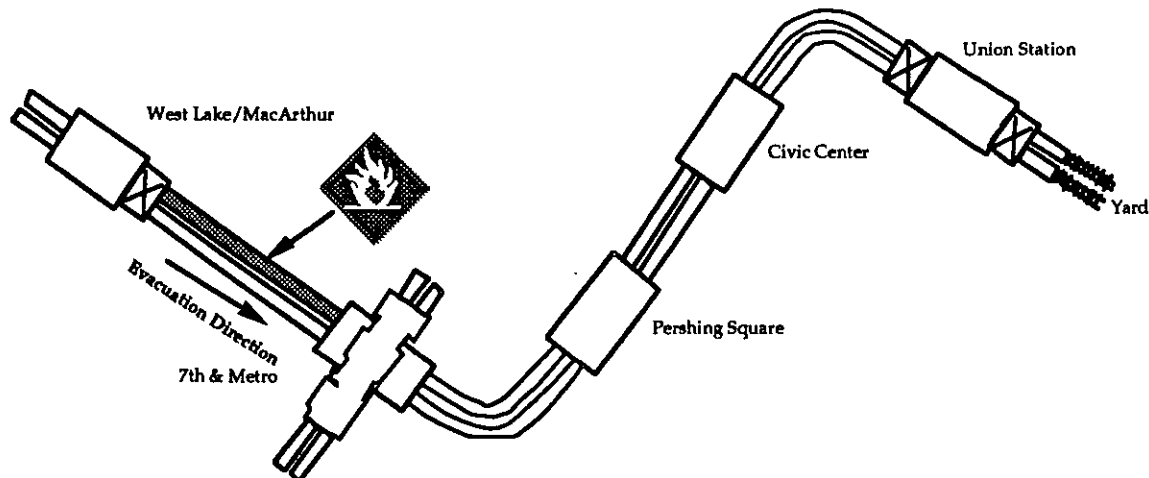
NO ACTION REQUIRED

STATION AIR:

NO ACTION REQUIRED

SCENARIO NUMBER: 29

**TRAIN IS DISABLED BETWEEN 7TH/METRO AND
WESTLAKE/MACARTHUR ON THE AR TRACK AND
PASSENGERS ARE EVACUATING TOWARD THE
7TH/METRO.**

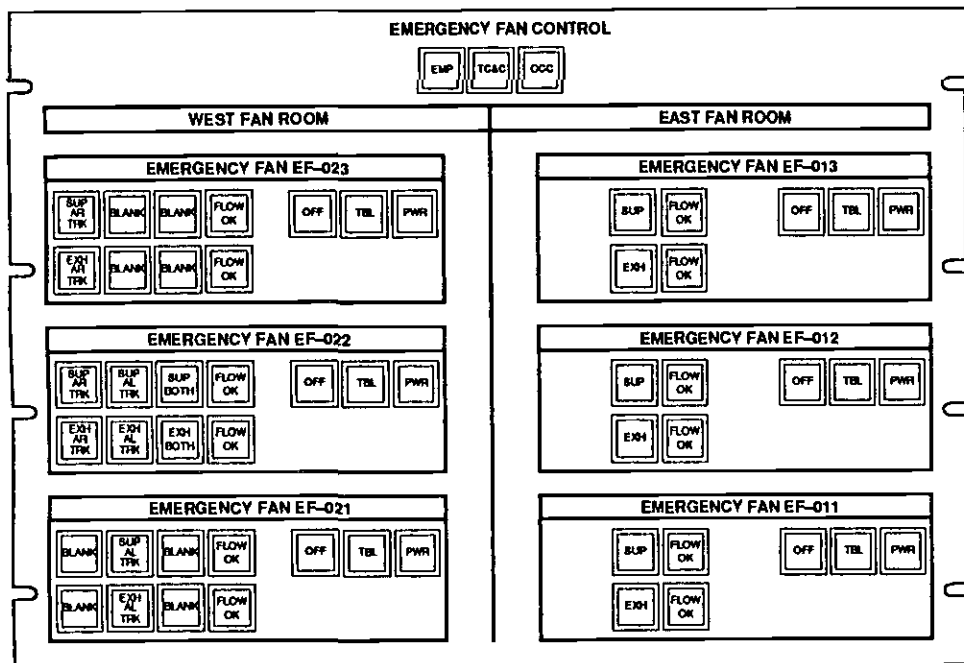


29. 7th Metro/Westlake on AR toward 7th/Metro
 If train is disabled between 7th/Metro and Westlake on AR track and passengers are evacuating toward 7th/Metro, perform the following fan configuration:

PERSHING SQUARE	7TH/METRO CENTER	WESTLAKE/MACARTHUR
<p>East Fan Room Emergency Fans: SUPPLY MODE, BOTH TUNNELS</p> <p>West Fan Room Emergency Fans: SUPPLY MODE, R TRACK ONLY</p> <p>Under Platform Exhaust Fans (UPE): OFF MODE</p> <p>Station Air (SA) Fans: NO ACTION REQUIRED</p>	<p>East Fan Room Emergency Fans: SUPPLY MODE, BOTH TUNNELS</p> <p>West Fan Room Emergency Fans: SUPPLY MODE, R TRACK ONLY</p> <p>Under Platform Exhaust Fan (UPE): OFF MODE</p> <p>Station Air (SA) Fans: NO ACTION REQUIRED</p> <p>For the Blue Line LRT Station, perform the following fan configuration:</p> <p>Emergency Ventilation Shaft on the inbound side of the LRT Station: SUPPLY MODE, BOTH TUNNELS</p> <p>Tunnel Exhaust Shaft on the inbound side of the LRT Station: SUPPLY MODE, BOTH TUNNELS</p> <p>Overhead Track Exhaust Fan: OFF MODE</p> <p>Tunnel Exhaust Shaft on the Outbound side of the LRT Station: SUPPLY MODE, BOTH TUNNELS</p> <p>Emergency Ventilation Shaft on the outbound side of the LRT Station: SUPPLY MODE, BOTH TUNNELS</p>	<p>East Fan Room Emergency Fans: EXHAUST MODE, R TRACK ONLY</p> <p>West Fan Room Emergency Fans: EXHAUST MODE, BOTH TUNNELS</p> <p>Under Platform Exhaust Fan (UPE): EXHAUST MODE, BOTH TUNNELS</p> <p>Station Air (SA) Fans: OFF MODE</p>

SCENARIO: 29

7TH METRO/WESTLAKE MACARTHUR ON AR TOWARD 7TH/METRO.

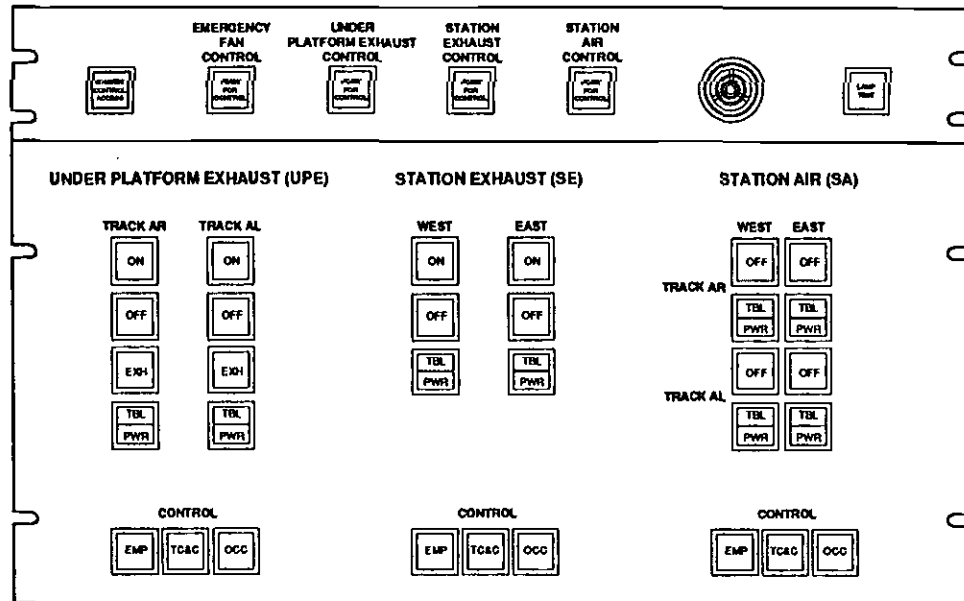


WEST FAN ROOM EMERGENCY FANS:

NO ACTION REQUIRED

EAST FAN ROOM EMERGENCY FANS:

NO ACTION REQUIRED



UNDER PLATFORM EXHAUST FANS:

NO ACTION REQUIRED

STATION EXHAUST:

NO ACTION REQUIRED

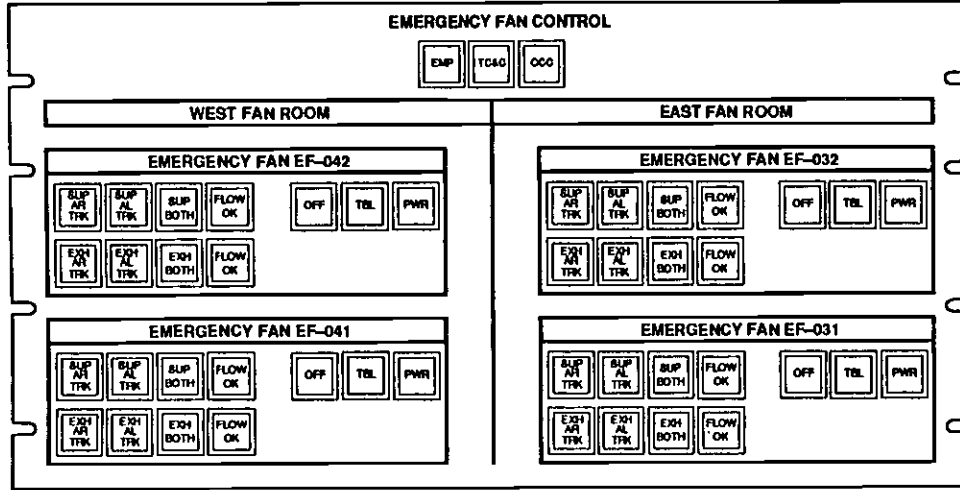
STATION AIR:

NO ACTION REQUIRED

UNION STATION

SCENARIO: 29

7TH METRO/WESTLAKE MACARTHUR ON AR TOWARD 7TH/METRO.

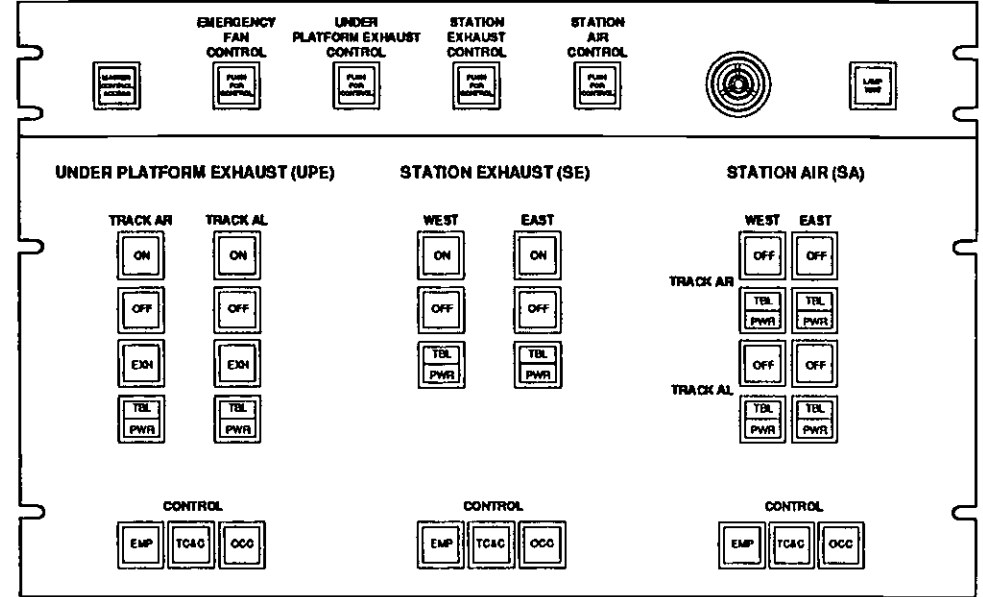


WEST FAN ROOM EMERGENCY FANS:

NO ACTION REQUIRED

EAST FAN ROOM EMERGENCY FANS:

NO ACTION REQUIRED



UNDER PLATFORM EXHAUST FANS:

NO ACTION REQUIRED

STATION EXHAUST:

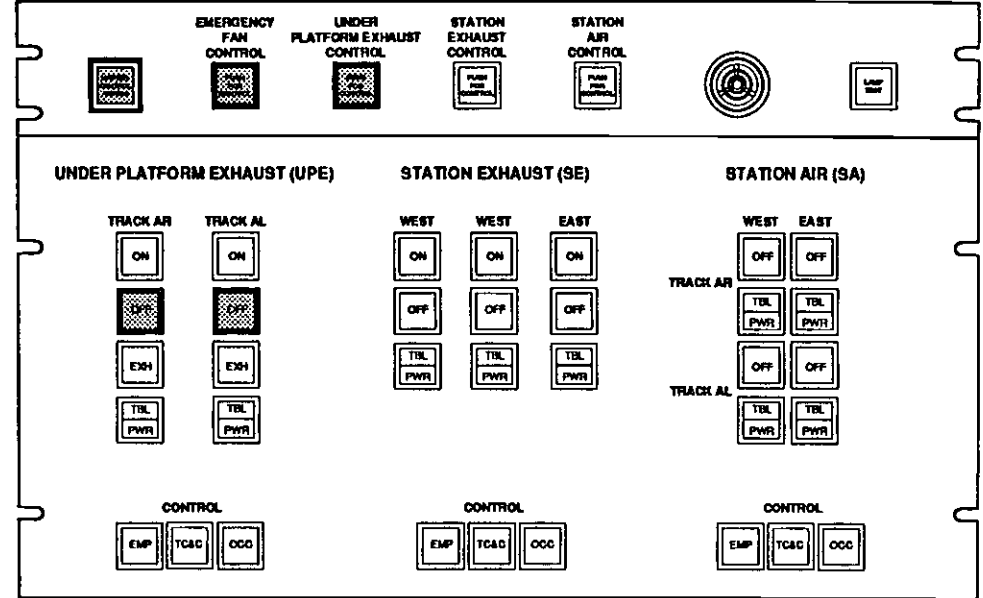
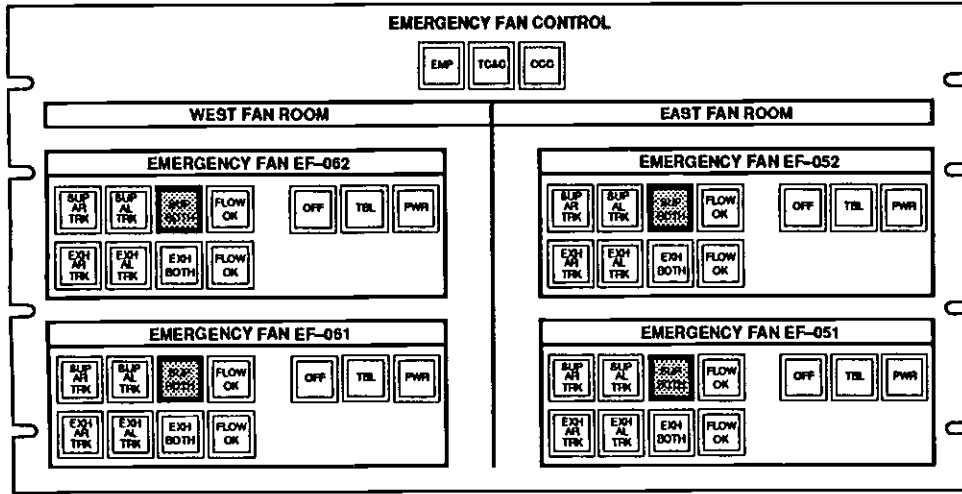
NO ACTION REQUIRED

STATION AIR:

NO ACTION REQUIRED

SCENARIO: 29

7TH METRO/WESTLAKE MACARTHUR ON AR TOWARD 7TH/METRO



WEST FAN ROOM EMERGENCY FANS:

SUPPLY MODE, ALL FANS

EAST FAN ROOM EMERGENCY FANS:

SUPPLY MODE, ALL FANS

UNDER PLATFORM EXHAUST FANS:

OFF MODE

STATION EXHAUST:

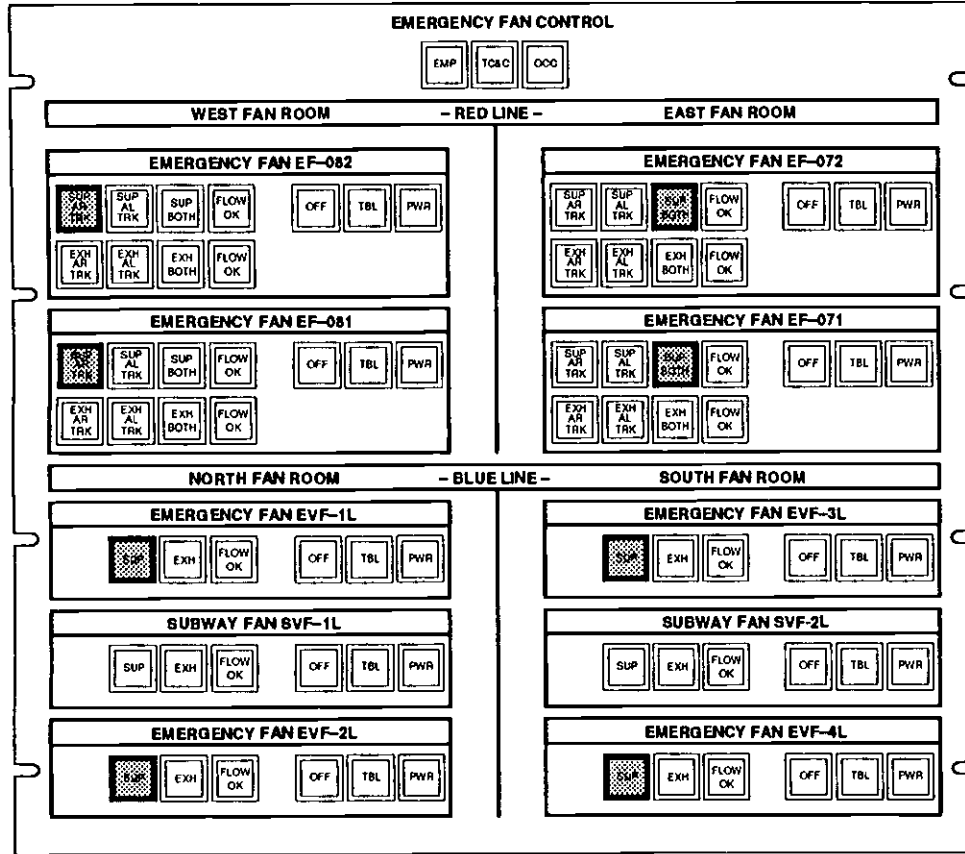
NO ACTION REQUIRED

STATION AIR:

NO ACTION REQUIRED

SCENARIO: 29

7TH METRO/WESTLAKE MACARTHUR ON AR TOWARD 7TH/METRO



WEST FAN ROOM EMERGENCY FANS:

SUPPLY MODE, R TRACK

EAST FAN ROOM EMERGENCY FANS:

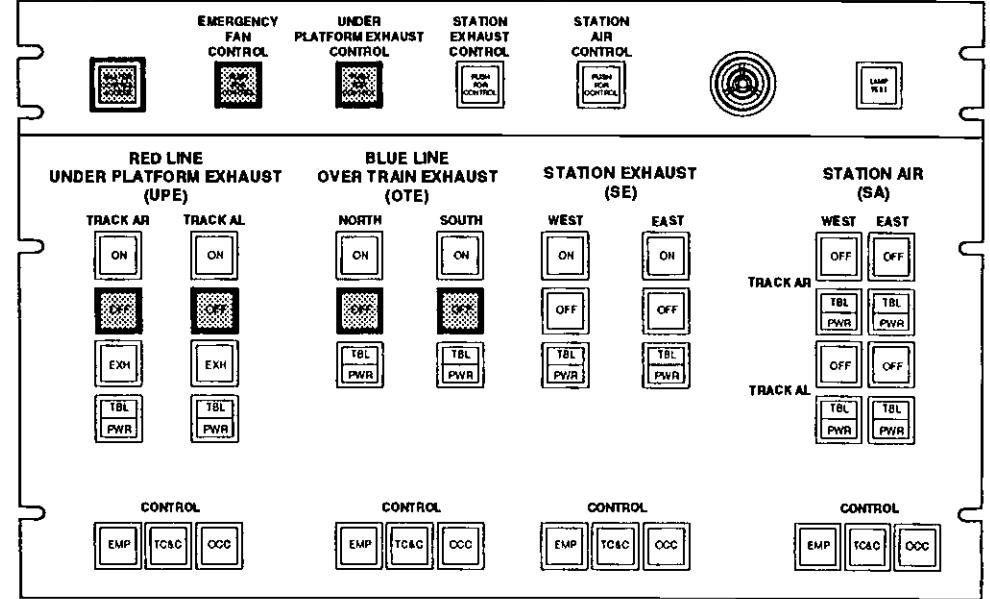
SUPPLY MODE, ALL FANS

NORTH FAN ROOM EMERGENCY FANS:

SUPPLY MODE, ALL FANS

SOUTH FAN ROOM EMERGENCY FANS:

SUPPLY MODE, ALL FANS



UNDER PLATFORM EXHAUST FANS:

OFF MODE

OVERTRAIN EXHAUST FANS (OTE):

OFF MODE

STATION EXHAUST:

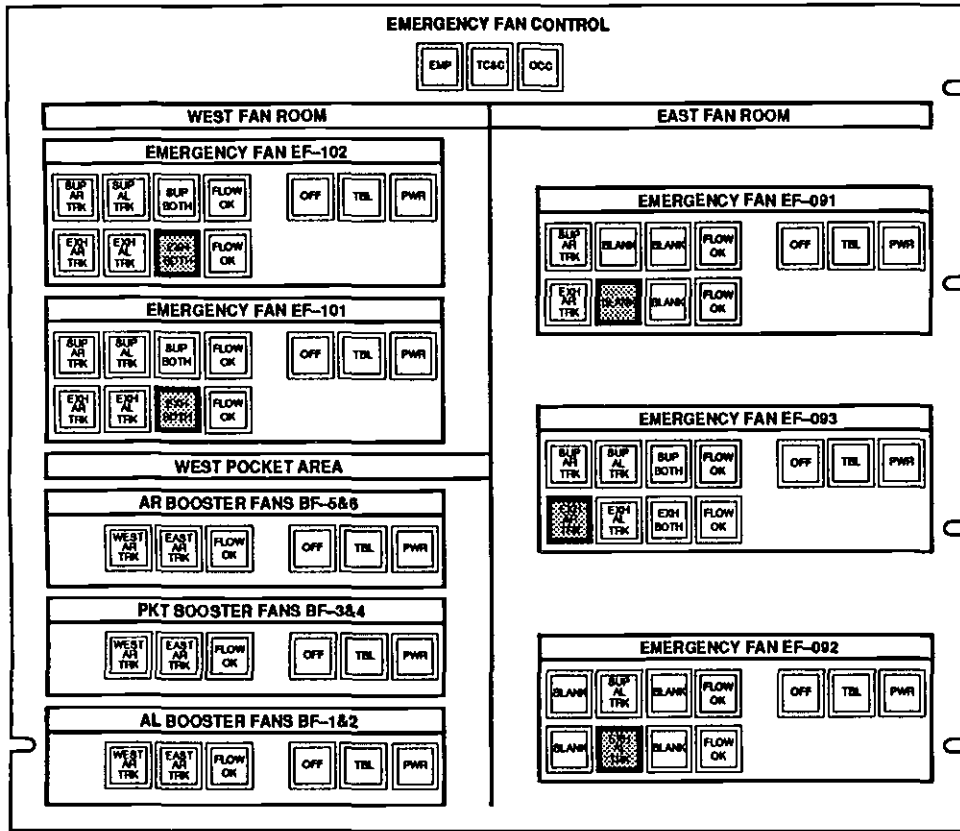
NO ACTION REQUIRED

STATION AIR:

NO ACTION REQUIRED

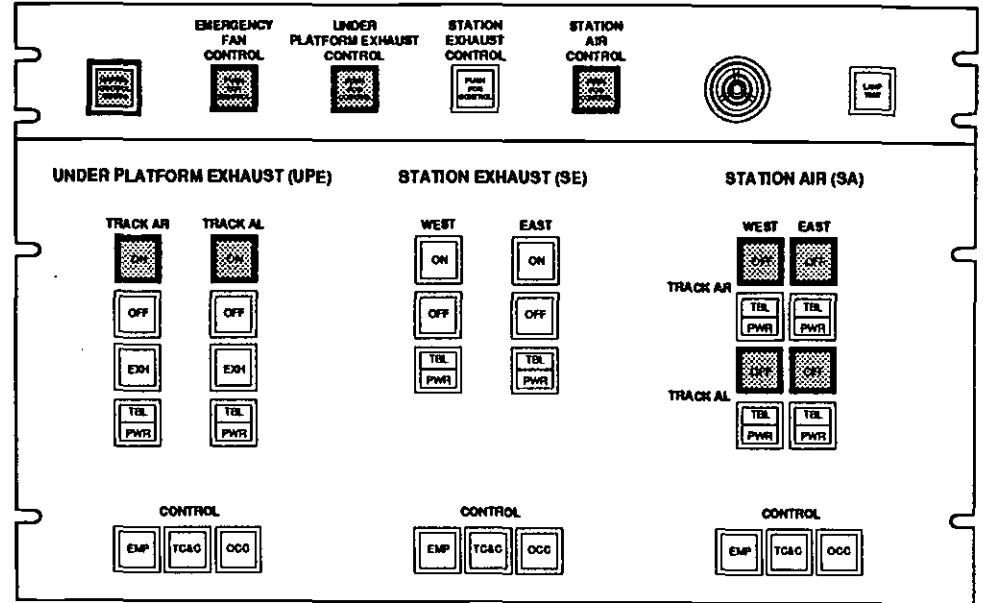
SCENARIO: 29

7TH METRO/WESTLAKE MACARTHUR ON AR TOWARD 7TH METRO



WEST FAN ROOM EMERGENCY FANS:
EXHAUST MODE, AR TRACK ONLY

EAST FAN ROOM EMERGENCY FANS:
EXHAUST MODE, ALL FANS



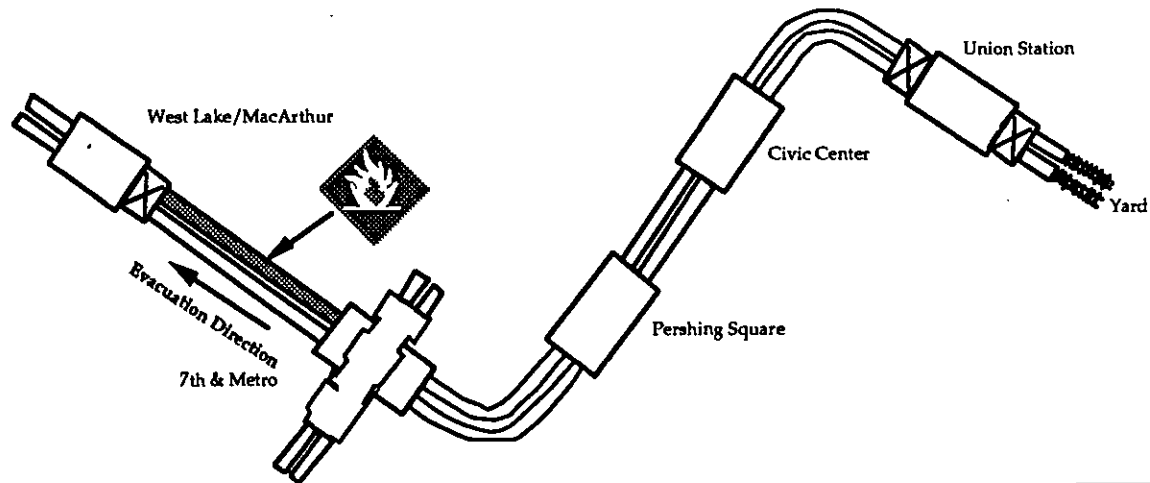
UNDER PLATFORM EXHAUST FANS:
ON MODE, ALL FANS

STATION EXHAUST:
NO ACTION REQUIRED

STATION AIR:
OFF MODE

SCENARIO NUMBER: 30

**TRAIN IS DISABLED BETWEEN 7TH/METRO AND
WESTLAKE/MACARTHUR ON THE AR TRACK AND
PASSENGERS ARE EVACUATING TOWARD THE
WESTLAKE/MACARTHUR.**

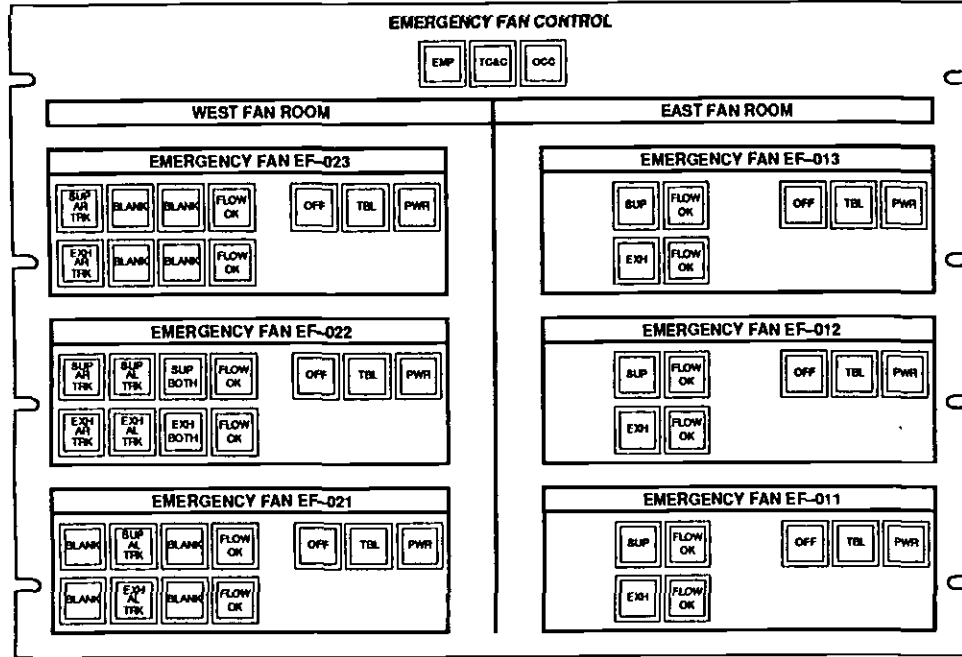


30. 7th Metro/Westlake on AR toward Westlake
 If train is disabled between 7th/Metro and Westlake on AR track and passengers are evacuating toward Westlake, perform the following fan configuration:

PERSHING SQUARE	7TH/METRO CENTER	WESTLAKE/MACARTHUR
<p>East Fan Room Emergency Fans: EXHAUST MODE, BOTH TUNNELS</p> <p>West Fan Room Emergency Fans: EXHAUST MODE, BOTH TUNNELS</p> <p>Under Platform Exhaust Fans (UPE): EXHAUST MODE, BOTH TUNNELS</p> <p>Station Air (SA) Fans: OFF MODE</p>	<p>East Fan Room Emergency Fans: EXHAUST MODE, BOTH TUNNELS</p> <p>West Fan Room Emergency Fans: EXHAUST MODE, R TRACK ONLY</p> <p>Under Platform Exhaust Fan (UPE): EXHAUST MODE, BOTH TUNNELS</p> <p>Station Air (SA) Fans: OFF MODE</p> <p>For the Blue Line LRT Station, perform the following fan configuration:</p> <p>Emergency Ventilation Shaft on the inbound side of the LRT Station: EXHAUST MODE, BOTH TUNNELS</p> <p>Tunnel Exhaust Shaft on the inbound side of the LRT Station: NO ACTION REQUIRED</p> <p>Overhead Track Exhaust Fan: NO ACTION REQUIRED</p> <p>Tunnel Exhaust Shaft on the Outbound side of the LRT Station: NO ACTION REQUIRED</p> <p>Emergency Ventilation Shaft on the outbound side of the LRT Station: EXHAUST MODE, BOTH TUNNELS</p>	<p>East Fan Room Emergency Fans: SUPPLY MODE, R TRACK ONLY</p> <p>West Fan Room Emergency Fans: SUPPLY MODE, BOTH TUNNELS</p> <p>Under Platform Exhaust Fan (UPE): OFF MODE</p> <p>Station Air (SA) Fans: NO ACTION REQUIRED</p>

SCENARIO: 30

7TH METRO/WESTLAKE MACARTHUR ON AR TOWARD WESTLAKE/MACARTHUR.

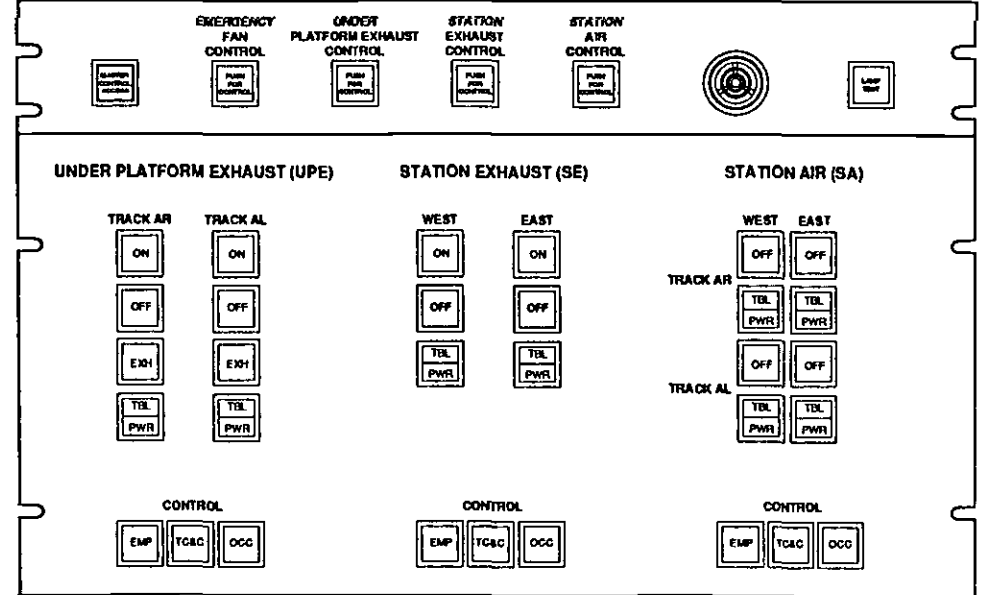


WEST FAN ROOM EMERGENCY FANS:

NO ACTION REQUIRED

EAST FAN ROOM EMERGENCY FANS:

NO ACTION REQUIRED



UNDER PLATFORM EXHAUST FANS:

NO ACTION REQUIRED

STATION EXHAUST:

NO ACTION REQUIRED

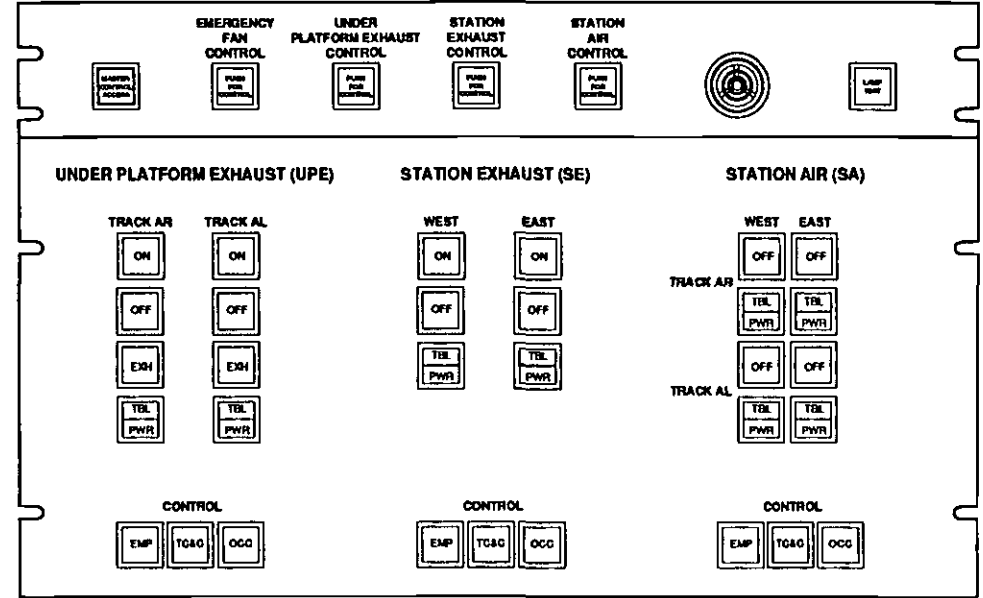
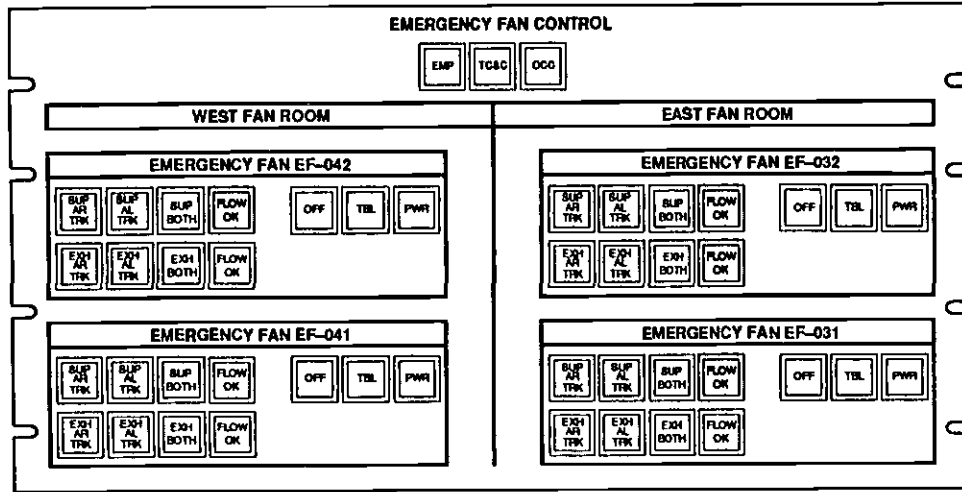
STATION AIR:

NO ACTION REQUIRED

UNION STATION

SCENARIO: 30

7TH METRO/WESTLAKE MACARTHUR ON AR TOWARD WESTLAKE/MACARTHUR.



WEST FAN ROOM EMERGENCY FANS:

NO ACTION REQUIRED

EAST FAN ROOM EMERGENCY FANS:

NO ACTION REQUIRED

UNDER PLATFORM EXHAUST FANS:

NO ACTION REQUIRED

STATION EXHAUST:

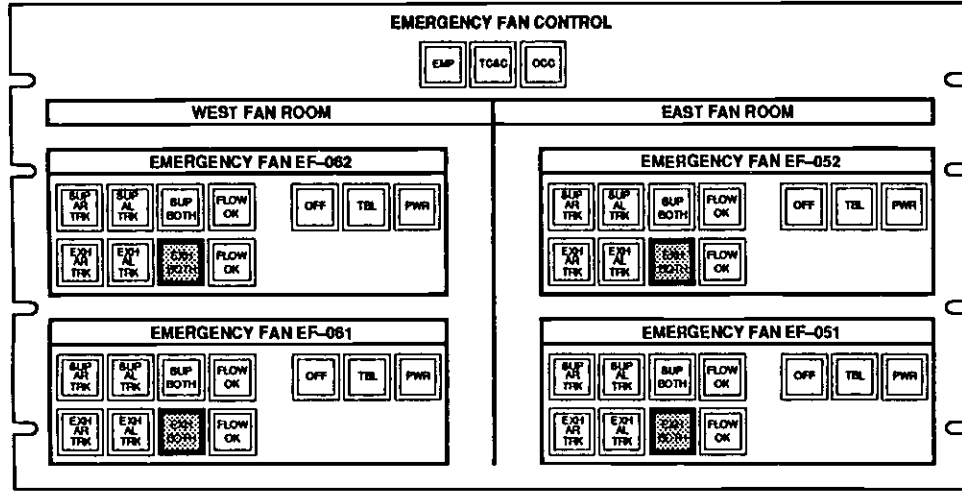
NO ACTION REQUIRED

STATION AIR:

NO ACTION REQUIRED

SCENARIO: 30

7TH METRO/WESTLAKE MACARTHUR ON AR TOWARD WESTLAKE/MACARTHUR

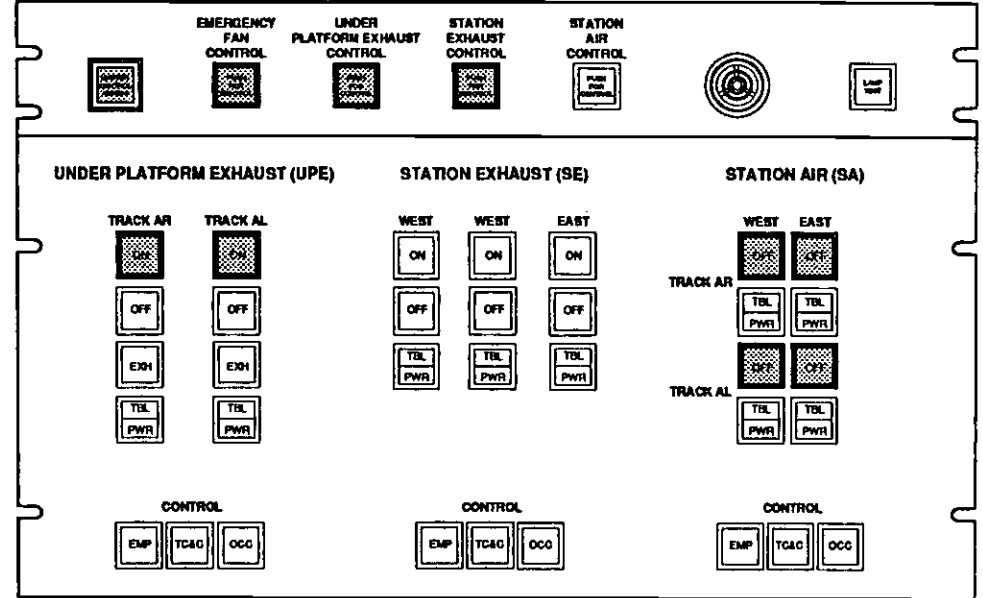


WEST FAN ROOM EMERGENCY FANS:

EXHAUST MODE, ALL FANS

EAST FAN ROOM EMERGENCY FANS:

EXHAUST MODE, ALL FANS



UNDER PLATFORM EXHAUST FANS:

ON MODE, ALL FANS

STATION EXHAUST:

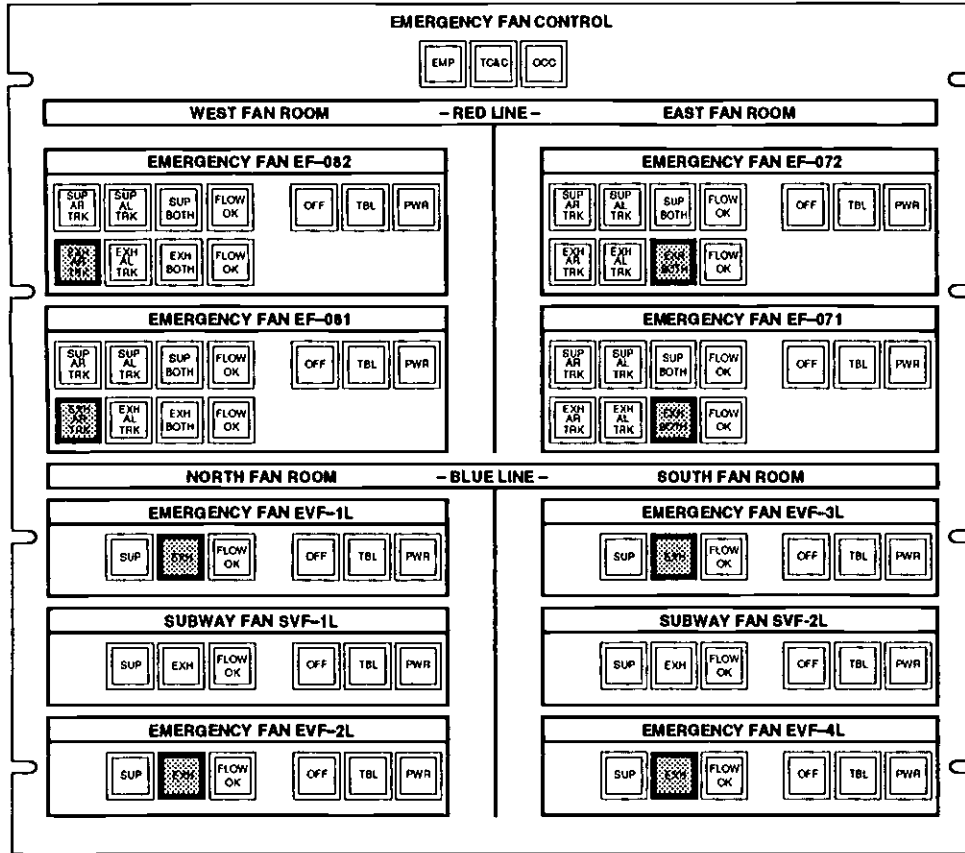
NO ACTION REQUIRED

STATION AIR:

OFF MODE

SCENARIO: 30

7TH METRO/WESTLAKE MACARTHUR ON AR TOWARD WESTLAKE.



WEST FAN ROOM EMERGENCY FANS:

EXHAUST MODE, AR TRACK ONLY

EAST FAN ROOM EMERGENCY FANS:

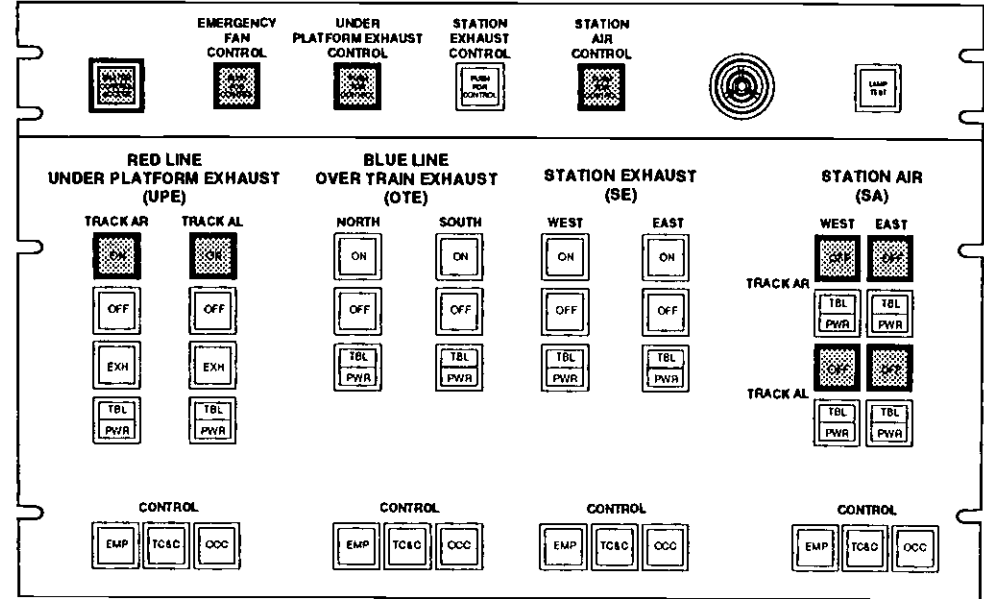
EXHAUST MODE, ALL FANS

NORTH FAN ROOM EMERGENCY FANS:

EXHAUST MODE, ALL FANS

SOUTH FAN ROOM EMERGENCY FANS:

EXHAUST MODE, ALL FANS



UNDER PLATFORM EXHAUST FANS:

ON MODE, ALL FANS

OVERTRAIN EXHAUST FANS (OTE):

NO ACTION REQUIRED

STATION EXHAUST:

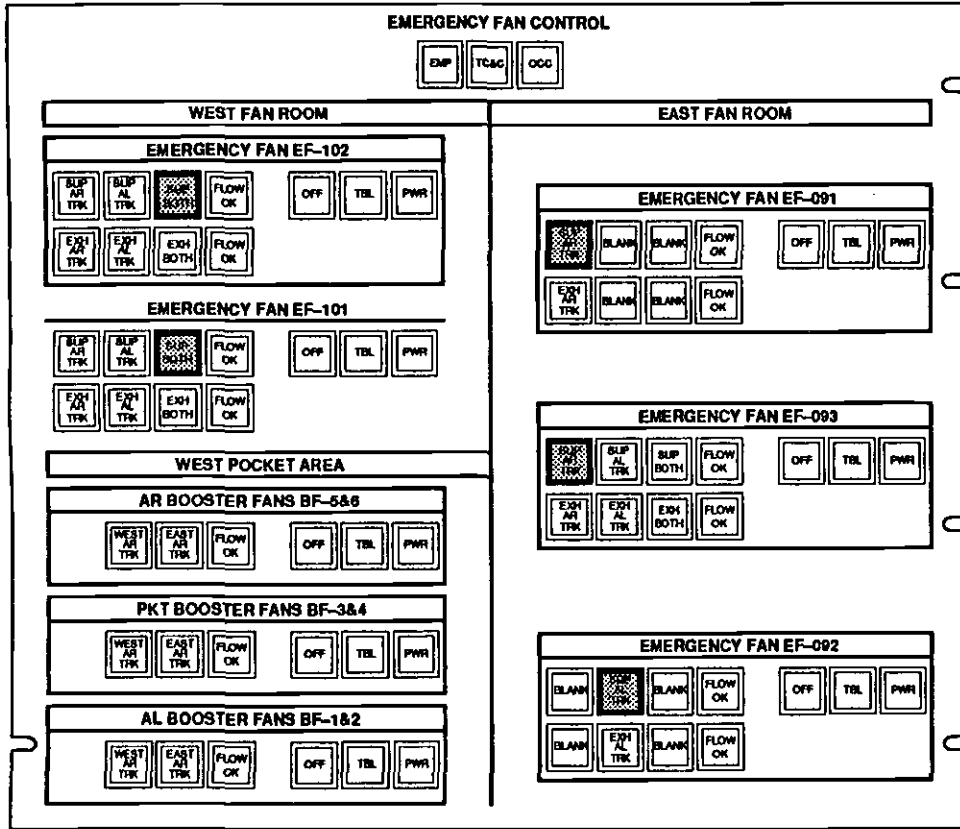
NO ACTION REQUIRED

STATION AIR:

OFF MODE

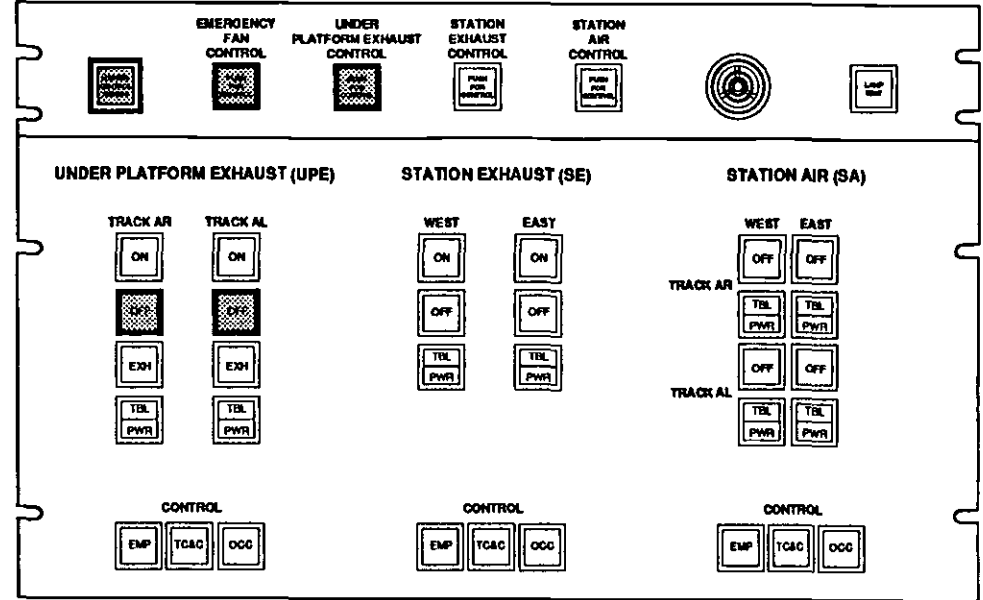
SCENARIO: 30

7TH METRO/WESTLAKE MACARTHUR ON AR TOWARD WESTLAKE/MACARTHUR.



**WEST FAN ROOM EMERGENCY FANS:
SUPPLY MODE, AR TRACK ONLY**

**EAST FAN ROOM EMERGENCY FANS:
SUPPLY MODE, ALL FANS**



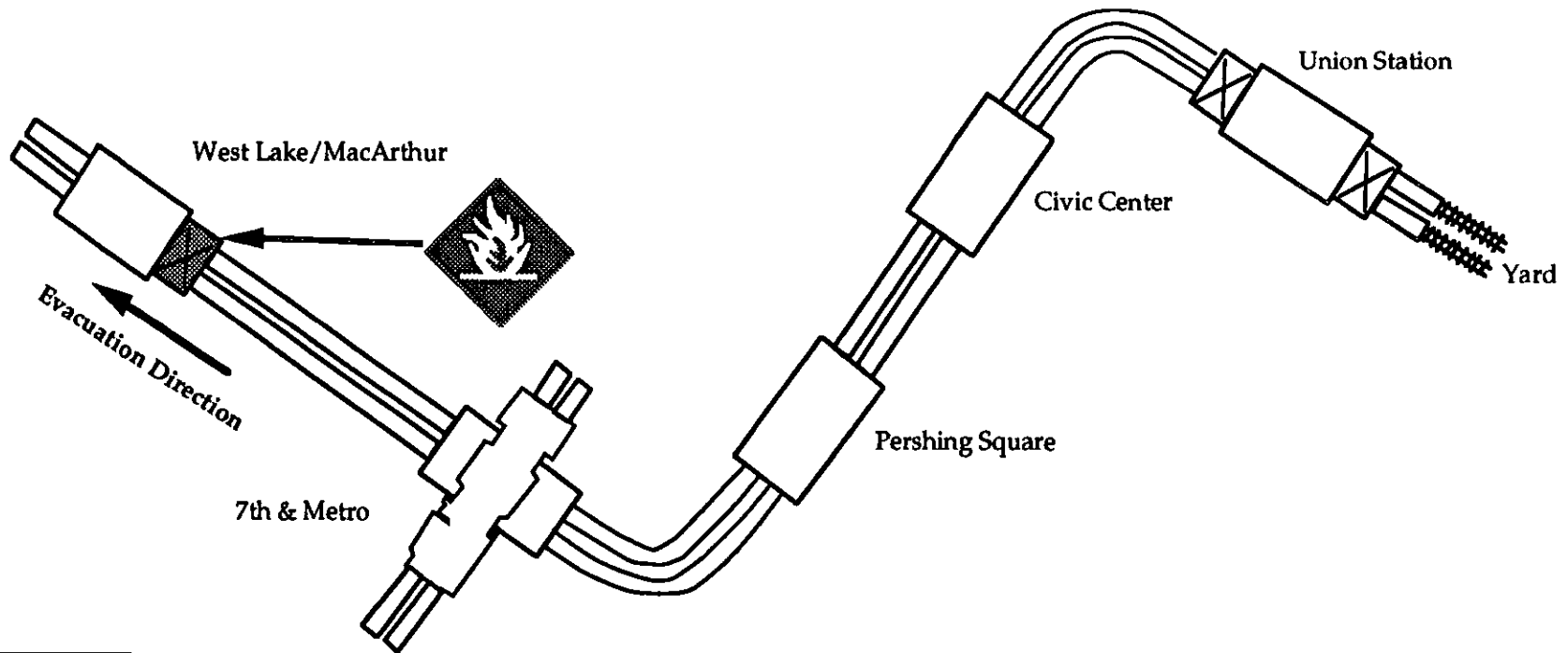
**UNDER PLATFORM EXHAUST FANS:
OFF MODE**

**STATION EXHAUST:
NO ACTION REQUIRED**

**STATION AIR:
NO ACTION REQUIRED**

SCENARIO NUMBER: 31

TRAIN IS DISABLED BETWEEN 7TH/METRO AND WESTLAKE/MACARTHUR ON THE AR/AL TRACK (<500 FT FROM PLATFORM) AND PASSENGERS ARE EVACUATING TOWARD THE WESTLAKE.



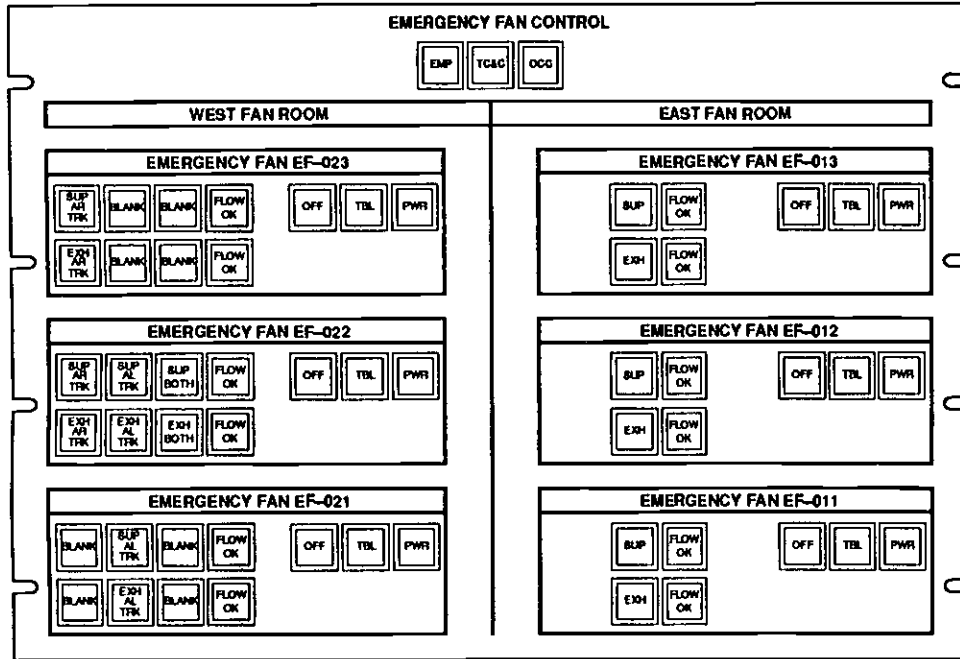
31. 7th Metro/Westlake on AR or AL toward Westlake

If train is disabled between 7th/Metro and Westlake on AR or AL tracks <400' from platform and passengers are evacuating toward Westlake, perform the following fan configuration:

PERSHING SQUARE	CIVIC CENTER	WESTLAKE/MACARTHUR
East Fan Room Emergency Fans: EXHAUST MODE, BOTH TUNNELS	East Fan Room Emergency Fans: EXHAUST MODE, BOTH TUNNELS	East Fan Room Emergency Fans: EXHAUST MODE, BOTH TUNNELS
West Fan Room Emergency Fans: EXHAUST MODE, BOTH TUNNELS	West Fan Room Emergency Fans: EXHAUST MODE, BOTH TUNNELS	West Fan Room Emergency Fans: SUPPLY MODE, BOTH TUNNELS
Under Platform Exhaust Fans (UPE): EXHAUST MODE, BOTH TUNNELS	Under Platform Exhaust Fans (UPE): EXHAUST MODE, BOTH TUNNELS	Under Platform Exhaust Fan (UPE): NO ACTION REQUIRED
Station Air (SA) Fans: OFF MODE	Station Air (SA) Fans: OFF MODE	Station Air (SA) Fans: OFF MODE

SCENARIO: 31

7TH METRO/WESTLAKE MACARTHUR ON AR/AL (<500' FROM PLATFORM) TOWARD WESTLAKE/MACARTHUR.

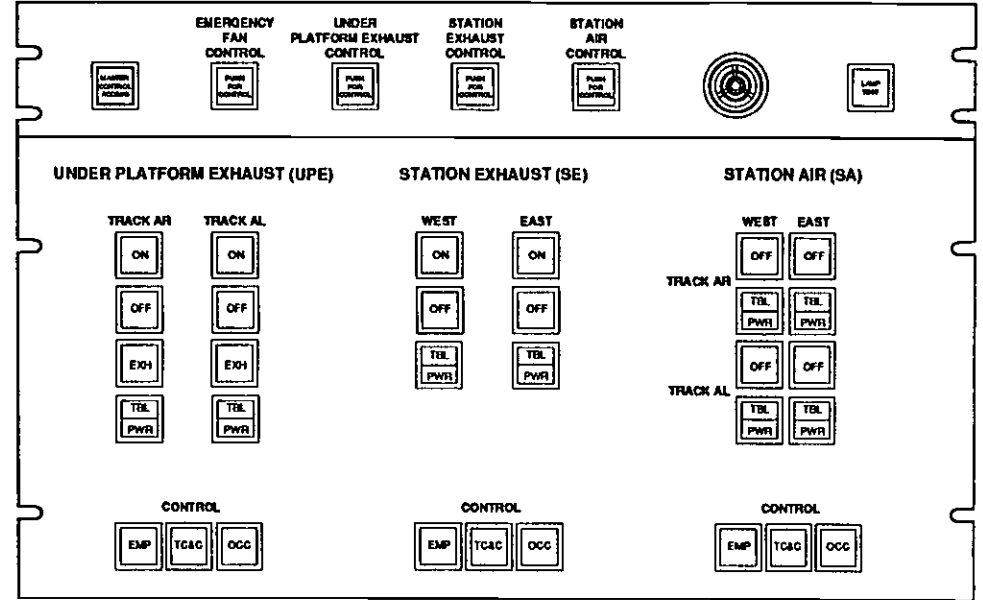


WEST FAN ROOM EMERGENCY FANS:

NO ACTION REQUIRED

EAST FAN ROOM EMERGENCY FANS:

NO ACTION REQUIRED



UNDER PLATFORM EXHAUST FANS:

NO ACTION REQUIRED

STATION EXHAUST:

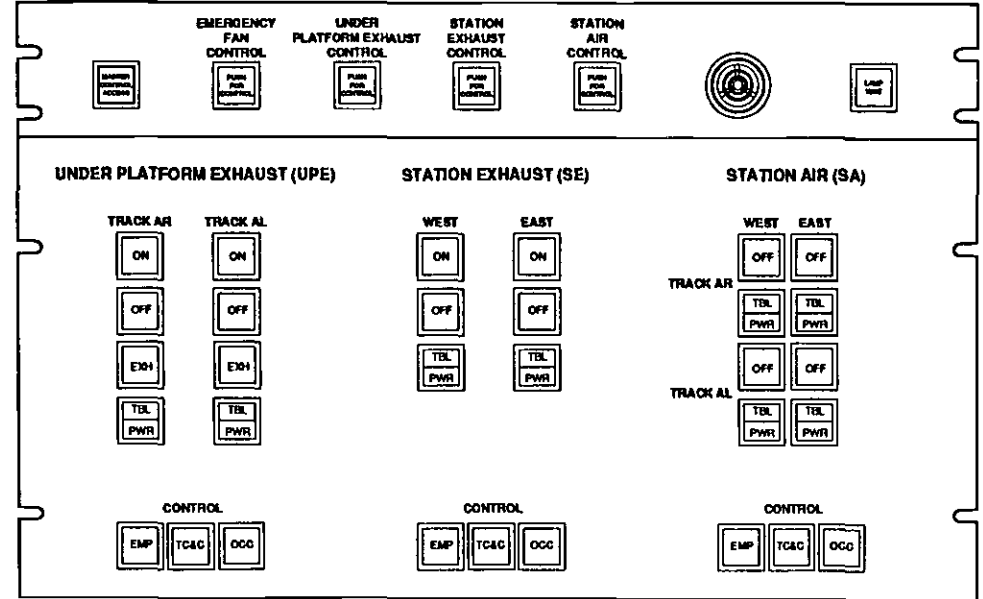
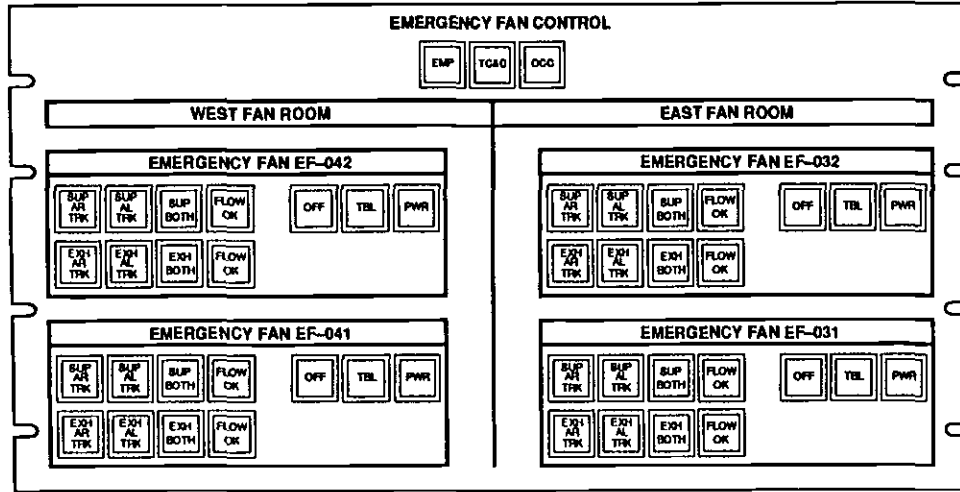
NO ACTION REQUIRED

STATION AIR:

NO ACTION REQUIRED

SCENARIO: 31

7TH METRO/WESTLAKE MACARTHUR ON AR/AL (<500' FROM PLATFORM) TOWARD WESTLAKE/MACARTHUR.



WEST FAN ROOM EMERGENCY FANS:

NO ACTION REQUIRED

EAST FAN ROOM EMERGENCY FANS:

NO ACTION REQUIRED

UNDER PLATFORM EXHAUST FANS:

NO ACTION REQUIRED

STATION EXHAUST:

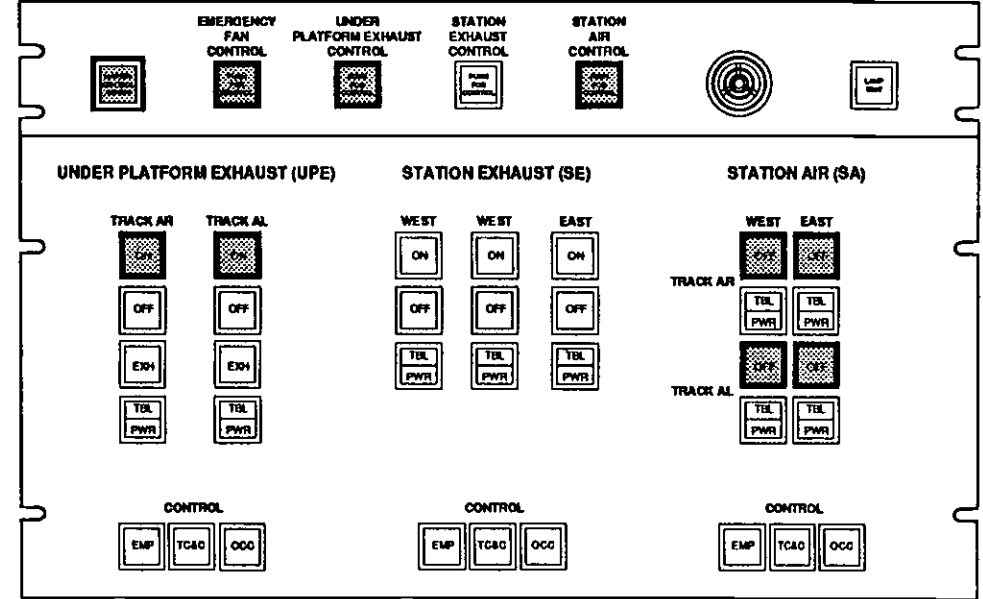
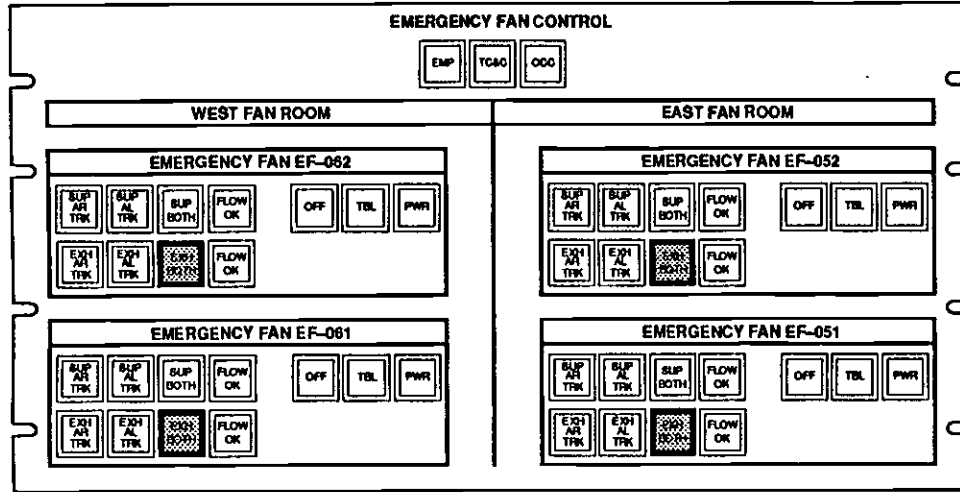
NO ACTION REQUIRED

STATION AIR:

NO ACTION REQUIRED

SCENARIO: 31

7TH METRO/WESTLAKE MACARTHUR ON AR/AL TOWARD WESTLAKE/MACARTHUR



WEST FAN ROOM EMERGENCY FANS:

EXHAUST MODE, ALL FANS

EAST FAN ROOM EMERGENCY FANS:

EXHAUST MODE, ALL FANS

UNDER PLATFORM EXHAUST FANS:

ON MODE, ALL FANS

STATION EXHAUST:

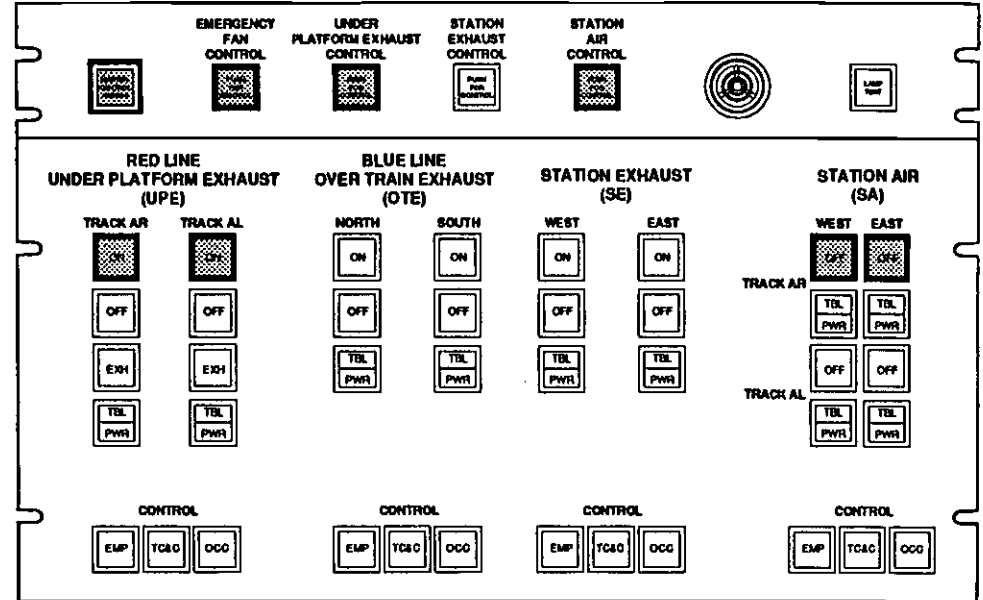
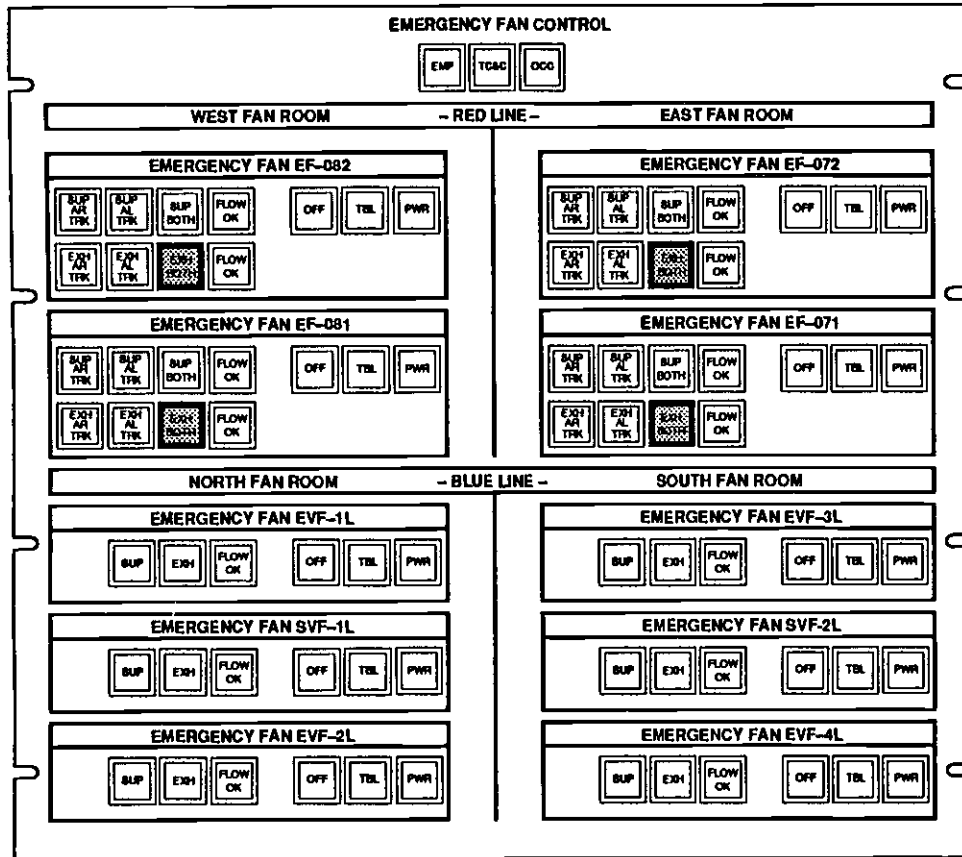
NO ACTION REQUIRED

STATION AIR:

OFF MODE

SCENARIO: 31

7TH METRO/WESTLAKE MACARTHUR ON AR/AL (<500' FROM PLATFORM) TOWARD WESTLAKE/MACARTHUR



UNDER PLATFORM EXHAUST FANS:
ON MODE, ALL FANS

OVERTRAIN EXHAUST FANS (OTE):
NO ACTION REQUIRED

STATION EXHAUST:
NO ACTION REQUIRED

STATION AIR:
OFF MODE

WEST FAN ROOM EMERGENCY FANS:
EXHAUST MODE, ALL FANS

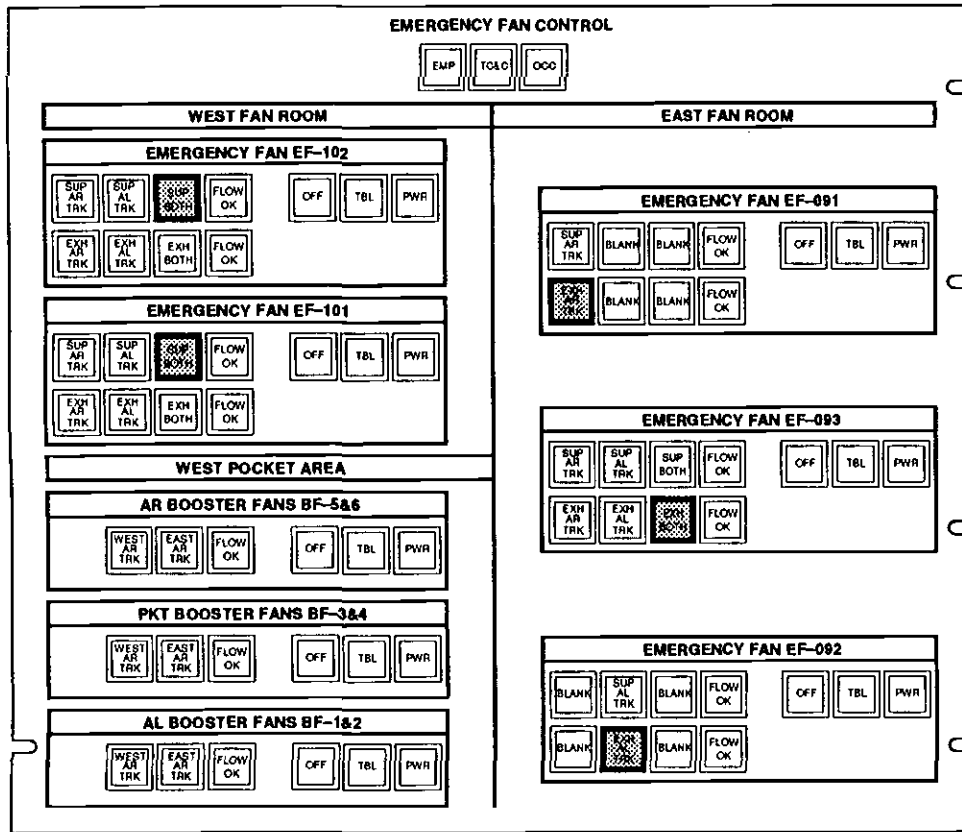
EAST FAN ROOM EMERGENCY FANS:
EXHAUST MODE, ALL FANS

NORTH FAN ROOM EMERGENCY FANS:
NO ACTION REQUIRED

SOUTH FAN ROOM EMERGENCY FANS:
NO ACTION REQUIRED

SCENARIO: 31

7TH METRO/WESTLAKE MACARTHUR ON AR/AL TOWARD WESTLAKE/MACARTHUR.

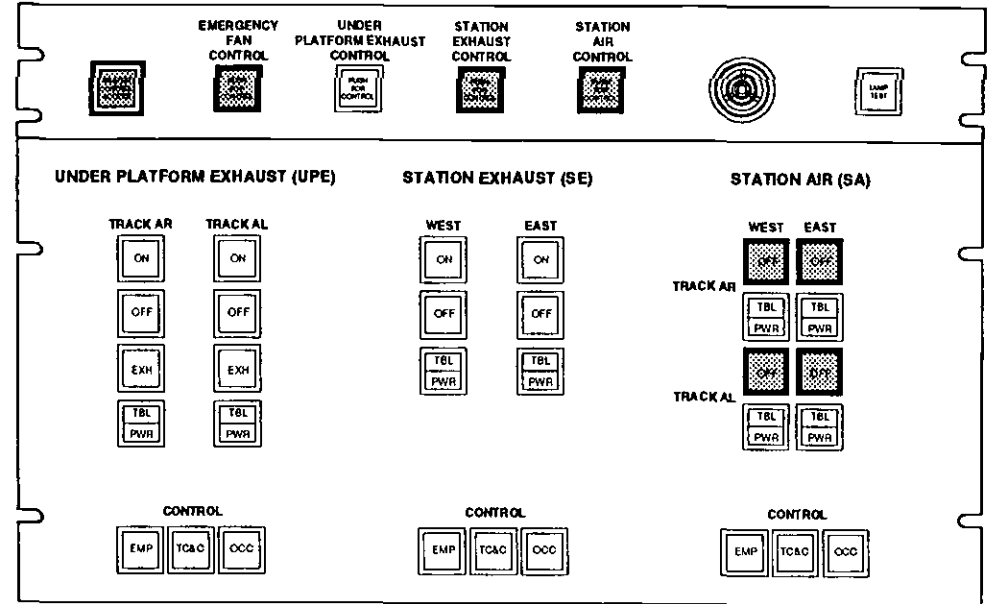


WEST FAN ROOM EMERGENCY FANS:

EXHAUST MODE, ALL FANS

EAST FAN ROOM EMERGENCY FANS:

SUPPLY MODE, ALL FANS



UNDER PLATFORM EXHAUST FANS:

NO ACTION REQUIRED

STATION EXHAUST:

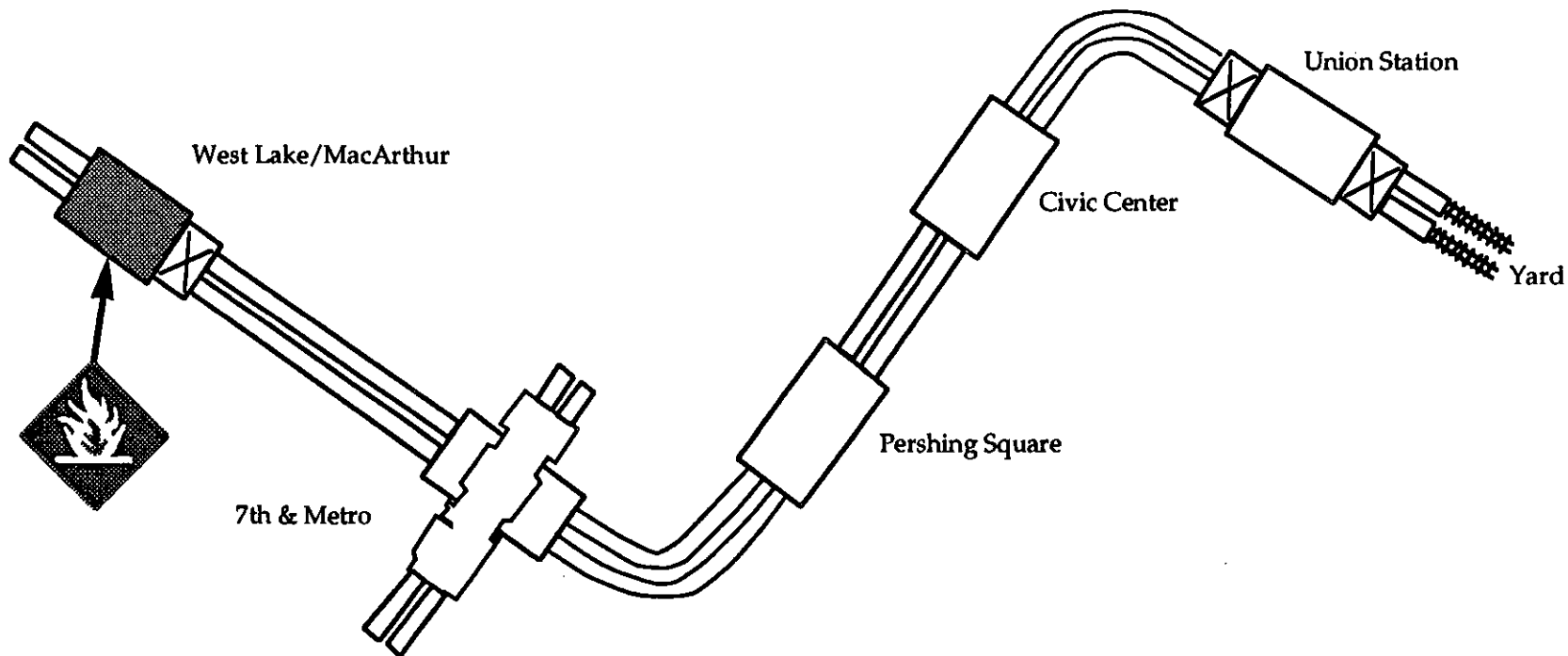
NO ACTION REQUIRED

STATION AIR:

OFF MODE

SCENARIO NUMBER: 32

**TRAIN IS DISABLED AT WESTLAKE/MACARTHUR ON
THE AR/AL TRACK AND PASSENGERS ARE
EVACUATING TOWARD THE STATION EXITS.**



32. Westlake on AR or AL toward station exits

If train is disabled at Westlake on AR or AL tracks and passengers are evacuating toward station exits, perform the following fan configuration:

WESTLAKE/MACARTHUR

East Fan Room Emergency Fans:
EXHAUST MODE, BOTH TUNNELS

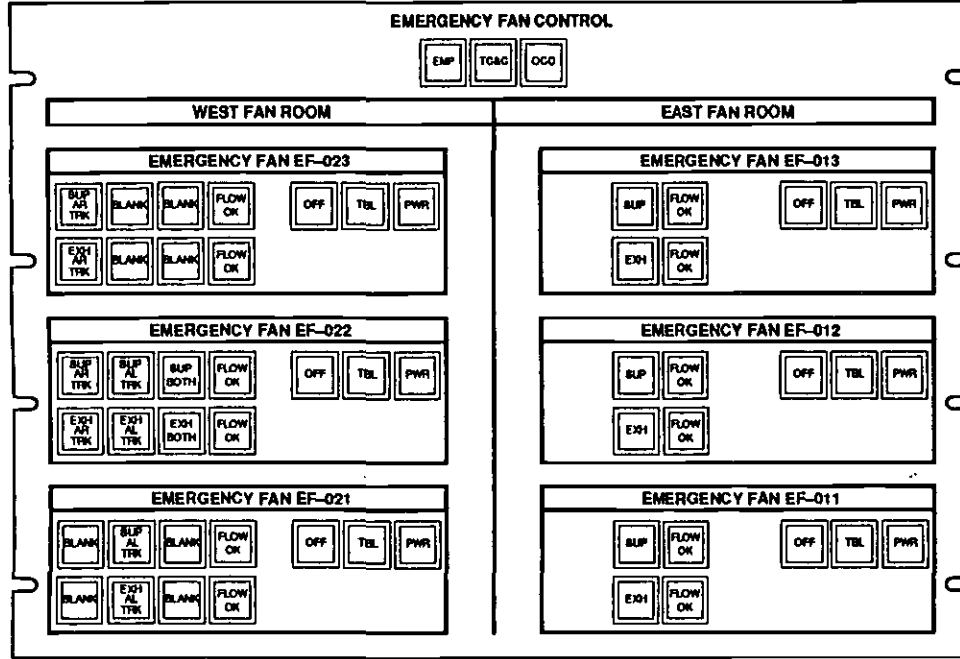
West Fan Room Emergency Fans:
EXHAUST MODE, BOTH TUNNELS

Under Platform Exhaust Fans (UPE):
EXHAUST MODE, BOTH TUNNELS

Station Air (SA) Fans:
OFF MODE

SCENARIO: 32

WESTLAKE MACARTHUR ON AR/AL TOWARD STATION EXITS.

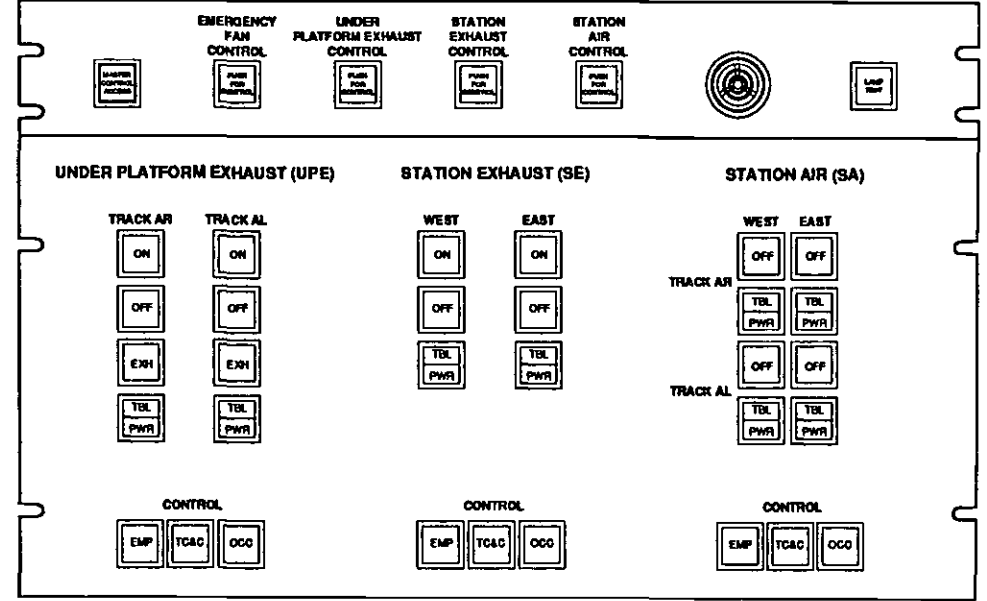


WEST FAN ROOM EMERGENCY FANS:

NO ACTION REQUIRED

EAST FAN ROOM EMERGENCY FANS:

NO ACTION REQUIRED



UNDER PLATFORM EXHAUST FANS:

NO ACTION REQUIRED

STATION EXHAUST:

NO ACTION REQUIRED

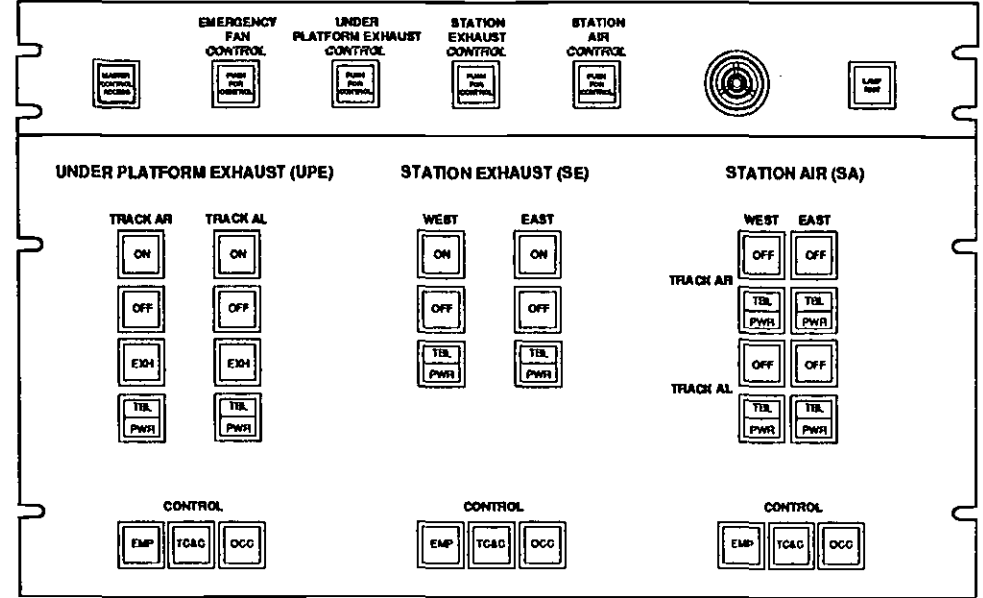
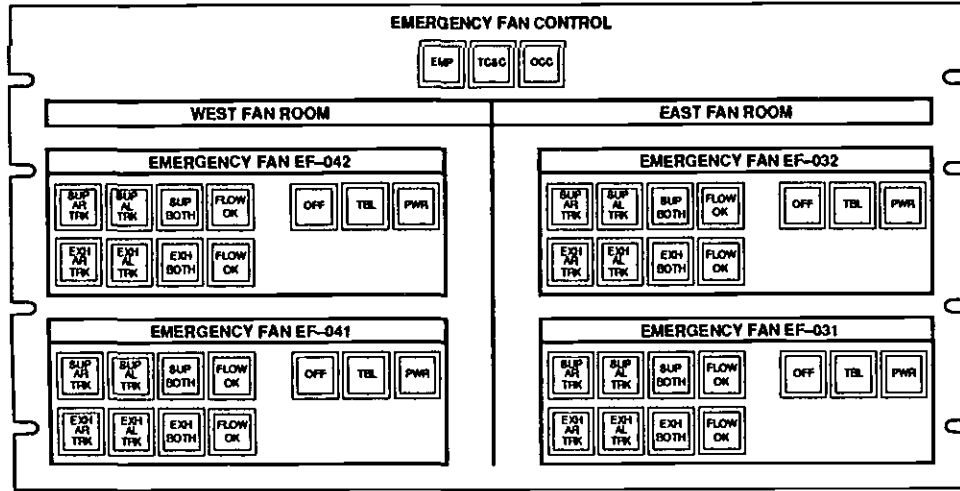
STATION AIR:

NO ACTION REQUIRED

UNION STATION

SCENARIO: 32

WESTLAKE MACARTHUR ON AR/AL TOWARD STATION EXITS.



WEST FAN ROOM EMERGENCY FANS:

NO ACTION REQUIRED

EAST FAN ROOM EMERGENCY FANS:

NO ACTION REQUIRED

UNDER PLATFORM EXHAUST FANS:

NO ACTION REQUIRED

STATION EXHAUST:

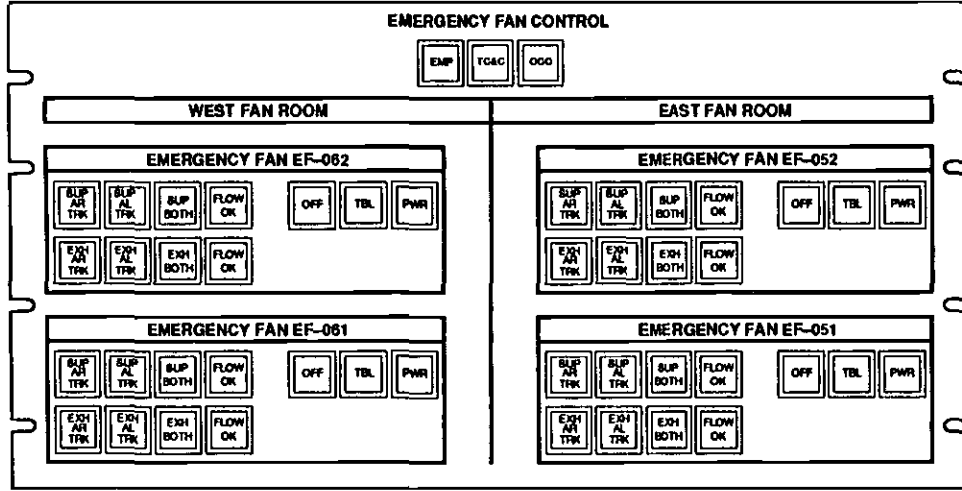
NO ACTION REQUIRED

STATION AIR:

NO ACTION REQUIRED

SCENARIO: 32

WESTLAKE/MACARTHUR ON AR/AL TOWARD STATION EXITS.

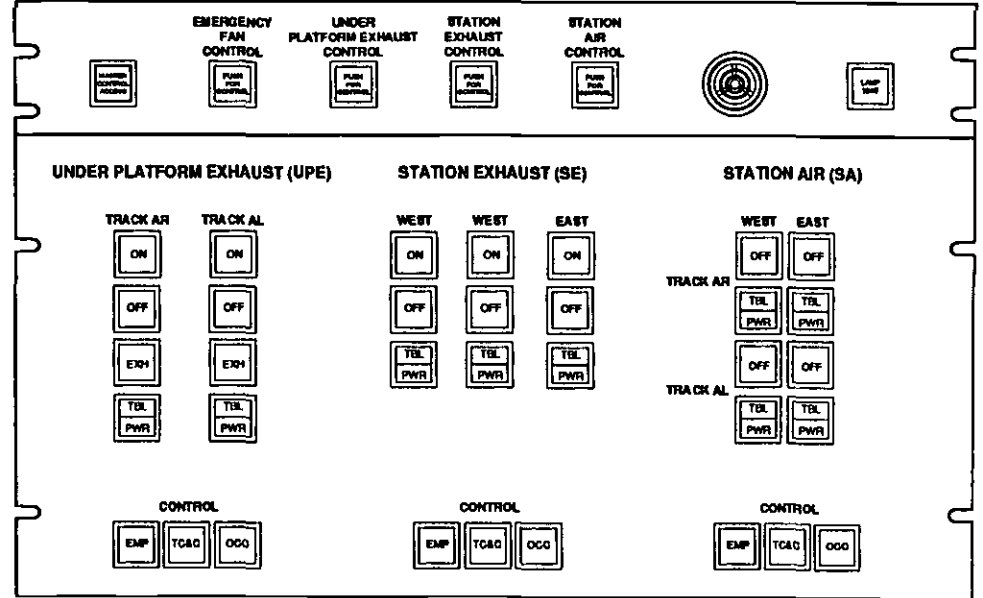


WEST FAN ROOM EMERGENCY FANS:

NO ACTION REQUIRED

EAST FAN ROOM EMERGENCY FANS:

NO ACTION REQUIRED



UNDER PLATFORM EXHAUST FANS:

NO ACTION REQUIRED

STATION EXHAUST:

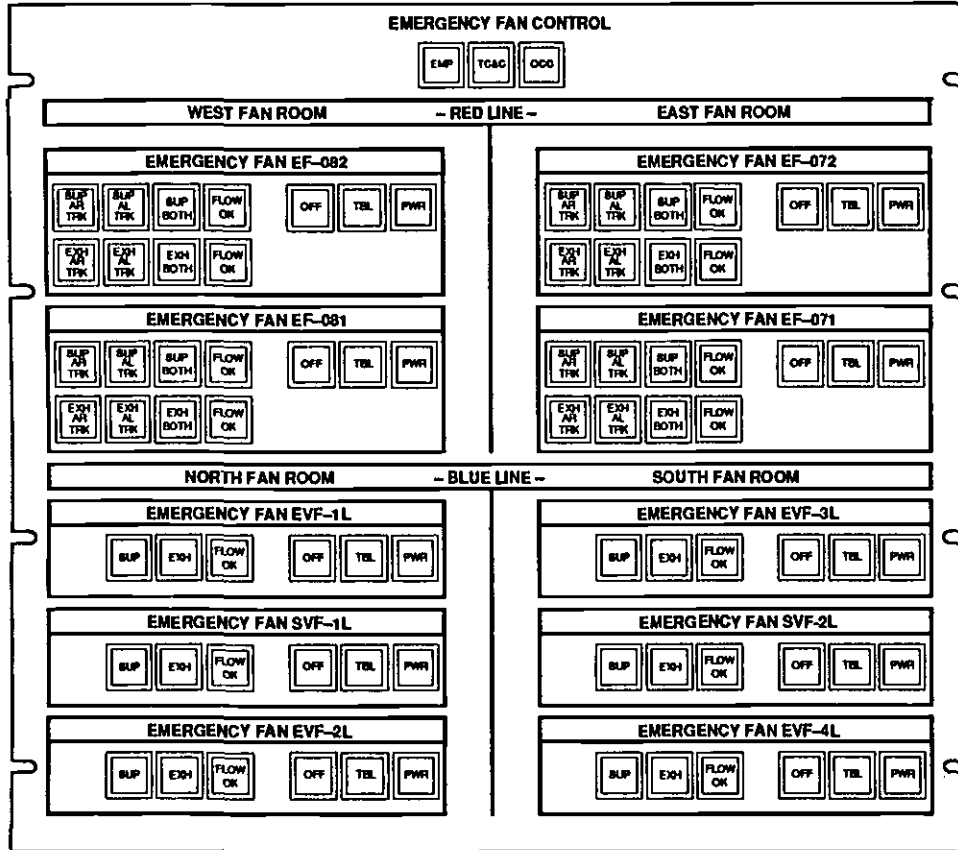
NO ACTION REQUIRED

STATION AIR:

NO ACTION REQUIRED

SCENARIO: 32

WESTLAKE/MACARTHUR ON AR/AL TOWARD STATION EXITS.

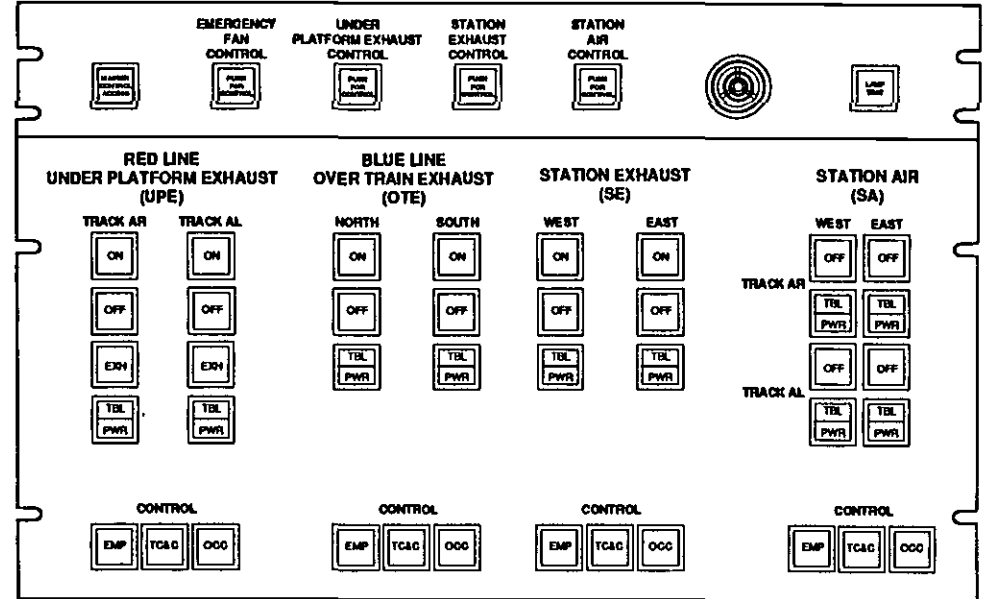


WEST FAN ROOM EMERGENCY FANS:

NO ACTION REQUIRED

EAST FAN ROOM EMERGENCY FANS:

NO ACTION REQUIRED



UNDER PLATFORM EXHAUST FANS:

NO ACTION REQUIRED

STATION EXHAUST:

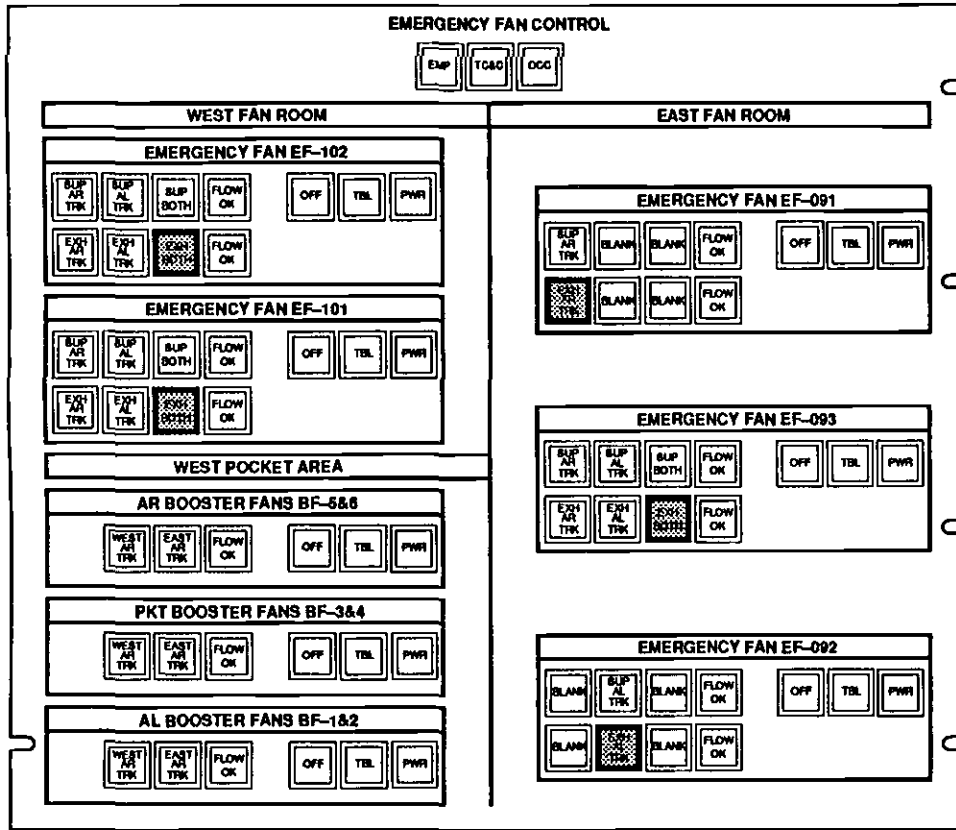
NO ACTION REQUIRED

STATION AIR:

NO ACTION REQUIRED

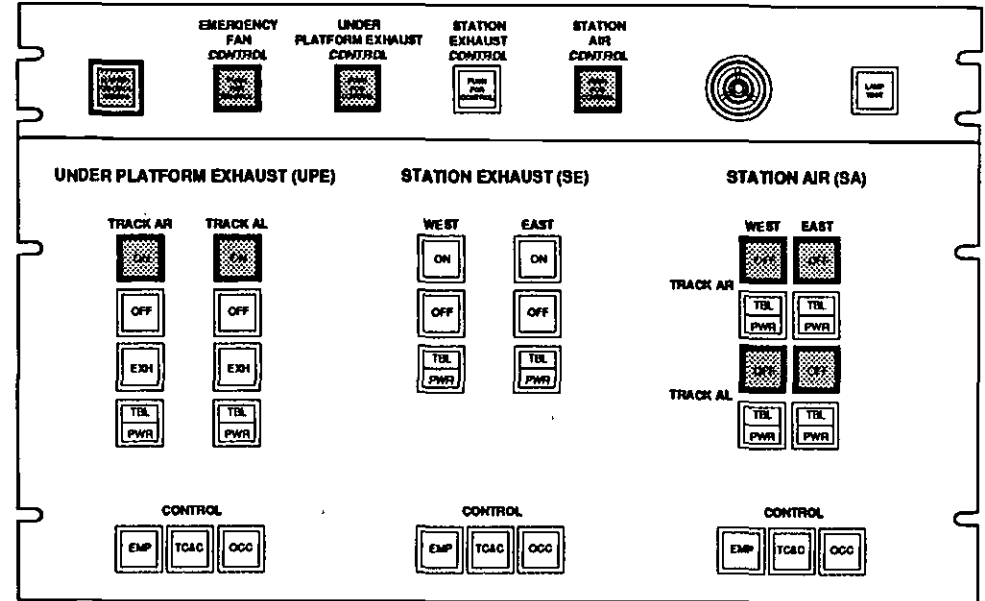
SCENARIO: 32

WESTLAKE MACARTHUR ON AR/AL TOWARD STATION EXITS.



WEST FAN ROOM EMERGENCY FANS:
EXHAUST MODE, ALL FANS

EAST FAN ROOM EMERGENCY FANS:
EXHAUST MODE, ALL FANS



UNDER PLATFORM EXHAUST FANS:
ON MODE, ALL FANS

STATION EXHAUST:
NO ACTION REQUIRED

STATION AIR:
OFF MODE