


Red Line Crowd Control Plan

January 30 & 31, 1993



RTD

4M
371
R42

--- 32922

JAN 20 2006



TABLE OF CONTENTS

SECTION	PAGE
1.0 Introduction	1-1
2.0 Train Operations	
• Scope of Operation	2-1
• Pink Letters	2-2
3.0 Crowd Control Plan	
• Staffing	3-1
• Traffic Flow	3-13
• Barricade	3-23
• Passenger Loading Plan	3-28
4.0 Security Plan	4-1
5.0 Communications Plan	5-1
6.0 Safety Plan	6-1
• Primary Evacuation Routes	6-7
• Secondary Evacuation Routes	6-21
7.0 Signage Plan	7-1
8.0 Opening Events	
• SCRTD	8-1
• LACTC	8-3
9.0 Costing	9-1
10.0 Operating Agency Contacts	10-1
11.0 First Revenue Day	
• Media Event at Union Station	11-0



1.0 INTRODUCTION



INTRODUCTION

The Red Line will begin revenue service on Saturday, January 30, 1993. Concurrent with the start-up of service, there will be a two day free-fare period which will take place on Saturday, January 30, 1993 and Sunday, January 31, 1993. During this free-fare period, the general public will be able to ride the entire Red Line segment from Union Station to Westlake/MacArthur Park Station.

The following sections outline the plans for operation during the free-fare days. Section 2.0 contains vehicle operations information; Sections 3.0 through 7.0 contain information for crowd containment; and Sections 8.0 through 10.0 contain information relating to events, costing and telephone numbers for key personnel and agencies.

During the free-fare period, it is anticipated that many thousands of riders will take advantage of this opportunity to become familiar with the new subway service. Based on our previous experience with the Blue Line grand opening, the Red Line will attract visitors from all over Southern California as well as tourists from other parts of the country.

This operations manual has been developed to help ensure that this introduction to the City's new subway will be extended to the largest number of riders possible without compromising safety for patrons and event staff.



2.0 TRAIN OPERATION

SCOPE OF OPERATION

PINK LETTERS



FREE-RIDE DAYS TRAIN OPERATIONS

CONSIST: 4 CARS PER TRAIN

NUMBER OF TRAINS IN SERVICE: 2

NUMBER OF SPARE CARS: 4

HEADWAY: 10 MINUTES

RUNNING TIME: 7 MINUTES ONE-WAY

SPREAD OF TRAIN SERVICE

SATURDAY SERVICE: 12:30 P.M. - 7:00 P.M.

SUNDAY SERVICE: 5:00 A.M. - 7:00 P.M.

FREE FARE PERIOD

SATURDAY SERVICE: 12:30 P.M. - 5:00 P.M.

SUNDAY SERVICE: 9:00 A.M. - 5:00 P.M.

CAR CAPACITY: 59 SEATS, 1 WHEEL CHAIR SPACE

PEAK HOUR LOAD PER CAR: 169

CRUSH LOAD PER CAR: 301

TEMPORARY CHANGES LINE 802
IN EFFECT: 1-30-93 ONLY

SCHEDULE NO. 92403

SATURDAY ONLY
DIVISION NO. 20

REASON: OPENING OF METRO RED LINE

PAGE 1 OF 2

<u>WESTBOUND</u>				<u>MID-DAY & P.M. CHANGES</u>							<u>EASTBOUND</u>				<u>MID-DAY & P.M. CHANGES</u>						
R Q	OUT	CON SIST	OPER ATOR	UN- ION STA TION	PERSHING SQ. STATION			7TH METRO			WEST LAKE STA TION	WEST LAKE STA TION	7TH METRO			PERSHING SQ. STATION			UNION STATION	DEP	IN
					ARR	LOAD	DEP	ARR	LOAD	DEP			ARR	LOAD	DEP	ARR	LOAD	DEP			
1	1011	P20	4/4	1023							1028	1030	1042	1045	1050	1053		1055	1059	1230	
2	1021	P20	4/4	1033							1038	1040	1100	1102	1115	1128	1130	1210	1214	1240	
3	1040	P20	4/4	1052	1104	1210	1203	1205	1215	1217	1221	1221	1225			1227			1232	1250	
1			4/4	1230							1235	1237	1241			1243			1248	100	
2			4/4	1240							1245	1247	1251			1253			1258	110	
3			4/4	1250							1255	1257	101			103			108	120	
1			4/4	100							105	107	111			113			118	130	
2			4/4	110							115	117	121			123			128	140	
3			4/4	120							125	127	131			133			138	150	
1			4/4	130							135	137	141			143			148	200	
2			4/4	140							145	147	151			153			158	210	
3			4/4	150							155	157	201			203			208	220	
1			4/4	200							205	207	211			213			218	230	
2			4/4	210							215	217	221			223			228	240	
3			4/4	220							225	227	231			233			238	250	
1			4/4	230							235	237	241			243			248	300	
2			4/4	240							245	247	251			253			258	310	
3			4/4	250							255	257	301			303			308	320	
1			4/4	300							305	307	311			313			318	330	
2			4/4	310							315	317	321			323			328	340	
3			4/4	320							325	327	331			333			338	350	
1			4/4	330							335	337	341			343			348	400	
2			4/4	340							345	347	351			353			358	410	
3			4/4	350							355	357	401			403			408	420	
1			4/4	400							405	407	411			413			418	430	
2			4/4	410							415	417	421			423			428	440	
3			4/4	420							425	427	431			433			438	450	
1			4/4	430							435	437	441			443			448	500	
2			4/4	440							445	447	451			453			458	510	
3			4/4	450							455	457	501			503			508	520	
1			4/4	500							505	507	511			513			518	530	
2			4/4	510							515	517	521			523			528	540	
3			4/4	520							525	527	531			533			538	550	

TEMPORARY CHANGES LINE 802
IN EFFECT: 1-30-93 ONLY

SCHEDULE NO. 92403

SATURDAY ONLY
DIVISION NO. 20

REASON: OPENING OF METRO RED LINE

PAGE 2 OF 2

WESTBOUND

MID-DAY & P.M. CHANGES

EASTBOUND

MID-DAY & P.M. CHANGES

R	OUT	CON SIST	OPER ATOR	UN- ION STA TION	PERSHING SQ. STATION			7TH METRO			WEST LAKE STA TION	WEST LAKE STA TION	7TH METRO			PERSHING SQ. STATION			UNION STATION	DEP	IN
					ARR.	LOAD	DEP	ARR	LOAD	DEP	ION	ION	ARR	LOAD	DEP	ARR	LOAD	DEP	ARR	LOAD	DEP
1		4/4		530						535	537		541					540			600
2		4/4		540						545	547		551					558			610
3		4/4		550						555	557		601					608			620
1		4/4		600						605	607		611					618			630
2		4/4		610						615	617		621					628			640
3		4/4		620						625	627		631					638			650
1		4/4		630						635	637		641					648	P20		700
2		4/4		640						645	647		651					658	P20		710
3		4/4		650						655	657		701					708	P20		720

WORK RUN CHANGES

	OPR NO	SIGN ON	TIME ON	NOTE	TIME OFF	NOTE	SIGN OFF	VEH. TIME	D.H. TRVL	MISC	WORK TIME	OVER TIME	PREM TIME	PAY TIME	
	<u>REGULAR RUNS</u>														
701	1	951	1011	P20	700	P20	705	849		:25	9:14	:37		9:54	
702	2	1001	1021	P20	710	P20	715	849		:25	9:14	:37		9:51	
703	3	1020	1040	P20	720	P20	725	840		:25	9:05	:33		9:38	

:jo-g7

5 TEMPORARY CHANGES LINE 802
IN EFFECT: 1-31-93 ONLY

SCHEDULE NO. 92404

SUNDAY ONLY
DIVISION NO. 20

REASON: OPENING OF METRO RED LINE

PAGE 1 OF 3

<u>WESTBOUND</u>					<u>A.M., MID-DAY & P.M. CHANGES</u>			<u>EASTBOUND</u>		<u>A.M., MID-DAY & P.M. CHANGES</u>		
TR NO	OUT	RTE	CON SIST	UN-ION STA TION	7TH METRO STA TION	WEST LAKE STA TION	WEST LAKE STA TION	7TH METRO STA TION	UN-ION STA TION	DEP	IN	
3	740	P20	802	4/4	752	757	807	811	813	818	830	
1	740	P20	802	4/4	752	747	807	821	823	828	840	
2	808	P20	802	4/4	820	825	827	831	833	838	850	
3			802	4/4	830	835	837	841	843	848	900	
1			802	4/4	840	845	847	851	853	858	910	
2			802	4/4	850	855	857	901	903	908	920	
3			802	4/4	900	905	907	911	913	918 Z	930	
1			802	4/4	910	915	917	921	923	928	940	
2			802	4/4	920	925	927	931	933	938	950	
3			802	4/4	930	935	937	941	943	948	1000	
1			802	4/4	940	945	947	951	953	958	1010	
2			802	4/4	950	955	957	1001	1003	1008	1020	
3			802	4/4	1000	1005	1007	1011	1013	1018	1030	
1			802	4/4	1010	1015	1017	1021	1023	1028	1040	
2			802	4/4	1020	1025	1027	1031	1033	1038	1050	
3			802	4/4	1030	1035	1037	1041	1043	1048	1100	
1			802	4/4	1040	1045	1047	1051	1053	1058	1110	
2			802	4/4	1050	1055	1057	1101	1103	1108	1120	
3			802	4/4	1100	1105	1107	1111	1113	1118	1130	
1			802	4/4	1110	1115	1117	1121	1123	1128	1140	
2			802	4/4	1120	1125	1127	1131	1133	1138	1150	
3			802	4/4	1130	1135	1137	1141	1143	1148	1200	
1			802	4/4	1140	1145	1147	1151	1153	1158	1210	
2			802	4/4	1150	1155	1157	1201	1203	1208	1220	
3			802	4/4	1200	1205	1207	1211	1213	1218	1230	
1			802	4/4	1210	1215	1217	1221	1223	1228	1240	
2			802	4/4	1220	1225	1227	1231	1233	1238	1250	
3			802	4/4	1230	1235	1237	1241	1243	1248 Z	100	
3			802	4/4	1240	1245	1247	1251	1253	1258	110	
1			802	4/4	1250	1255	1257	101	103	108 Z	120	
2			802	4/4	100	105	107	111	113	118	130	
3			802	4/4	110	115	117	121	123	128	140	
1			802	4/4	120	125	127	131	133	138	150	
2			802	4/4	130	135	137	141	143	148	200	
3			802	4/4	140	145	147	151	153	158 Z	210	
1			802	4/4	150	155	157	201	203	208	220	

15 TEMPORARY CHANGES LINE 802
IN EFFECT: 1-31-93 ONLY

SCHEDULE NO. 92404

SUNDAY ONLY
DIVISION NO. 20

REASON: OPENING OF METRO RED LINE

PAGE 2 OF 3

<u>WESTBOUND</u>				<u>A.M., MID-DAY & P.M. CHANGES</u>			<u>EASTBOUND</u>		<u>A.M., MID-DAY & P.M. CHANGES</u>		
<u>TR NO</u>	<u>OUT</u>	<u>RTE</u>	<u>CON SIST</u>	<u>UN-ION STA TION</u>	<u>7TH METRO STA TION</u>	<u>WEST LAKE STA TION</u>	<u>WEST LAKE STA TION</u>	<u>7TH METRO STA TION</u>	<u>UN-ION STA TION</u>	<u>DEP</u>	<u>IN</u>
2		802	4/4	200	205	207	211	213	218	230	
3		802	4/4	210	215	217	221	223	228	240	
1		802	4/4	220	225	227	231	233	238	250	
2		802	4/4	230	235	237	241	243	248	2	300
3		802	4/4	240	245	247	251	253	258	310	
1		802	4/4	250	255	257	301	303	308	320	
2		802	4/4	300	305	307	311	313	318	330	
3		802	4/4	310	315	317	321	323	328	340	
1		802	4/4	320	325	327	331	333	338	350	
2		802	4/4	330	335	337	341	343	348	400	
3		802	4/4	340	345	347	351	353	358	410	
1		802	4/4	350	355	357	401	403	408	420	
2		802	4/4	400	405	407	411	413	418	430	
3		802	4/4	410	415	417	421	423	428	440	
1		802	4/4	420	425	427	431	433	438	450	
2		802	4/4	430	435	437	441	443	448	500	
3		802	4/4	440	445	447	451	453	458	510	
1		802	4/4	450	455	457	501	503	508	520	
2		802	4/4	500	505	507	511	513	518	530	
3		802	4/4	510	515	517	521	523	528	540	
1		802	4/4	520	525	527	531	533	538	550	
2		802	4/4	530	535	537	541	543	548	600	
3		802	4/4	540	545	547	551	553	558	610	
1		802	4/4	550	555	557	601	603	608	620	
2		802	4/4	600	605	607	611	613	618	630	
3		802	4/4	610	615	617	621	623	628	640	
1		802	4/4	620	625	627	631	633	638	650	
2		802	4/4	630	635	637	641	643	648		P20 700
3		802	4/4	640	645	647	651	653	658		P20 710
1		802	4/4	650	655	657	701	703	708		P20 720

25 TEMPORARY CHANGES LINE 802
IN EFFECT: 1-31-93 ONLY

SCHEDULE NO. 92404

SUNDAY ONLY
DIVISION NO. 20

REASON: OPENING OF METRO RED LINE

PAGE 3 OF 3

WORK RUN CHANGES

JRK JN	BR NO	SIGN ON	TIME ON	NOTE	TIME OFF	NOTE	SIGN OFF	VEH. TIME	D.H. TRVL	MISC	WORK TIME	OVER TIME	PREM TIME	PAY TIME
	<u>REGULAR RUNS</u>													
12-001	3	1201	740	P10	920		*932	1:40	:12	7:39	9:31	:46		10:17
	N - 1201AM, REPORT FOR SPECIAL DUTIES UNTIL 720AM													
12-002	3	502*	920		1250		*102	3:30	:24	4:06	8:00			8:00
	N - 502AM, REPORT FOR SPECIAL DUTIES UNTIL 908AM													
12-003	2	522	808	P20	110		*122	5:02	:12	2:46	8:00			8:00
	N - 522AM, REPORT FOR SPECIAL DUTIES UNTIL 748AM													
12-004	1	720	740	P20	200		*212	6:20	:12	:20	6:52		1:08	8:00
12-005	3	1238*	1250		250		*838	2:00	:24	5:36	8:00			8:00
	N - 302PM, REPORT FOR SPECIAL DUTIES UNTIL 838PM													
12-006	3	1105*	250		700	P20	705	4:10	:12	3:38	8:00			8:00
	N - 1105AM, REPORT FOR SPECIAL DUTIES UNTIL 238PM													
12-007	2	900*	110		720	P20	725	6:10	:12	4:03	10:25	1:13		11:38
	N - 900AM, REPORT FOR SPECIAL DUTIES UNTIL 1258PM													
12-008	1	148*	200		710	P20	1210	5:10	:12	5:00	10:22	1:11		11:33
	N - 715PM, REPORT FOR SPECIAL DUTIES UNTIL 1210 NEXT AM.													

'SP:jo-g7

3.0 CROWD CONTROL PLAN

STAFFING

TRAFFIC FLOW

BARRICADE

PASSENGER LOADING



RED LINE CROWD CONTROL
STAFFING PLAN

1/20/93

Union Station

Entrance: Vignes Street

Exit: Union Station Lobby

Staff Placement

Street Level: 2 at Vignes Street entry
2 at tunnel exit Vignes Street side concourse

Mezzanine Level:

Vignes Street: 1 at the bottom of entry stairs
1 at the main mezzanine entrance
1 between the elevator and stairway to platform

Union Station Lobby: 1 at stairway to platform level
1 between both stairways

Platform Level: 4 to clear and load passengers

Mobile Staff: 1 Station Manager
4 Assistant Station Managers
2 Reliefs

Total Staff Required: 20

Transit Police Placement

Street Level: 2 at Vignes entrance
2 at Union Station portal exit

Mezzanine Level: 2 on Union Station side between main mezzanine area and exit

Platform Level: 2 patrolling platform area

Total Transit Police Required: 8

Civic Center

Entrance: 1st Street

Exit: Temple Street

Staff Placement

Street Level: 2 at 1st Street entrance
1 at Temple Street exit
1 at Temple Street elevator

Mezzanine Level: 1 at bottom of entry stairway
1 at mezzanine entry
2 - one at escalator, one at stairs
1 at exit mezzanine

Platform Level: 2 - one at each staging area
2 to clear and load passengers

Mobile Staff: 1 Station Manager
2 Assistant Station Managers
3 Reliefs

Total Staff Required: 19

Transit Police Placement

Street Level: 2 at 1st Street entrance
2 at Temple Street exit

Mezzanine Level: 1 at mezzanine entry
1 at mezzanine exit

Platform Level: 2 patrolling platform area

Total Transit Police Required: 8

Pershing Square

Entrance: 5th Street

Exit: 4th Street - both entrances

Staff Placement

Street Level: 2 at 5th Street entrance
2 - one at each exit

Mezzanine Level: 1 at bottom of stairs
1 at main mezzanine entry
2 - one at Union Station bound stairway and
one at Westlake bound stairway
1 at exit mezzanine

Platform Level: 2 - one at each staging area
2 to clear and load passengers

Mobile Staff: 1 Station Manager
2 Assistant Station Managers
3 Reliefs

Total Staff Required: 19

Transit Police Placement

Street Level: 2 at 5th Street entrance
2 - one at each exit point on 4th Street

Mezzanine Level: 2 - one at mezzanine entry and one at
mezzanine exit

Platform Level: 2 patrolling platform area

Total Transit Police Required: 8

Metro Center

Red Line

Entrance: Figueroa Street

Exit: Hope Street

Blue Line

Entrance: Figueroa Street and 7th Street

Exit: Hope Street and 7th Street

Staff Placement

Street Level: 2 at Figueroa Street Entrance

Mezzanine Level: 1 at bottom of stairs to merge lines
1 to split line at TVM's on the Figueroa Street side
1 at top of Westlake bound stairway
1 at top of Union Station bound stairway
2 (1 at each set of exit stairways)
1 at Blue Line bridge area near Flower Street side
1 at Blue Line platform near Red Line entry

Platform Level: 2 in staging areas
2 at car doors

Mobile Staff: 1 Station Manager
2 Assistant Station Managers
3 Reliefs

Total Staff Required: 20

Transit Police Placement

Street Level: 2 at Figueroa Red Line entrance

Mezzanine Level: 2 at Red Line entry area
2 at Red Line exit area

Platform Level: 2 patrolling platform area

Total Transit Police Required: 8

Westlake/MacArthur Park

Entrance: Red tiled circular entry closest to 7th Street

Exit: Blue tiled rectangular entry closest to Wilshire Blvd

Staff Placement

Street Level: 2 at red tile entrance
2 at blue tile exit

Mezzanine Level: 1 at bottom of entry stairs
1 at entry to main mezzanine
1 at top of stairway to platform

Platform Level: 1 at bottom of stairway from the mezzanine
2 at platform staging areas
4 at car door areas

Mobile Staff: 1 Station Manager
2 Assistant Station Managers
3 Reliefs

Total Staff Required: 20

Transit Police Placement

Street Level: 1 at the entry
1 at the exit
4 at plaza/parking area

Mezzanine Level: 2 patrolling the mezzanine area between exit
and entry points

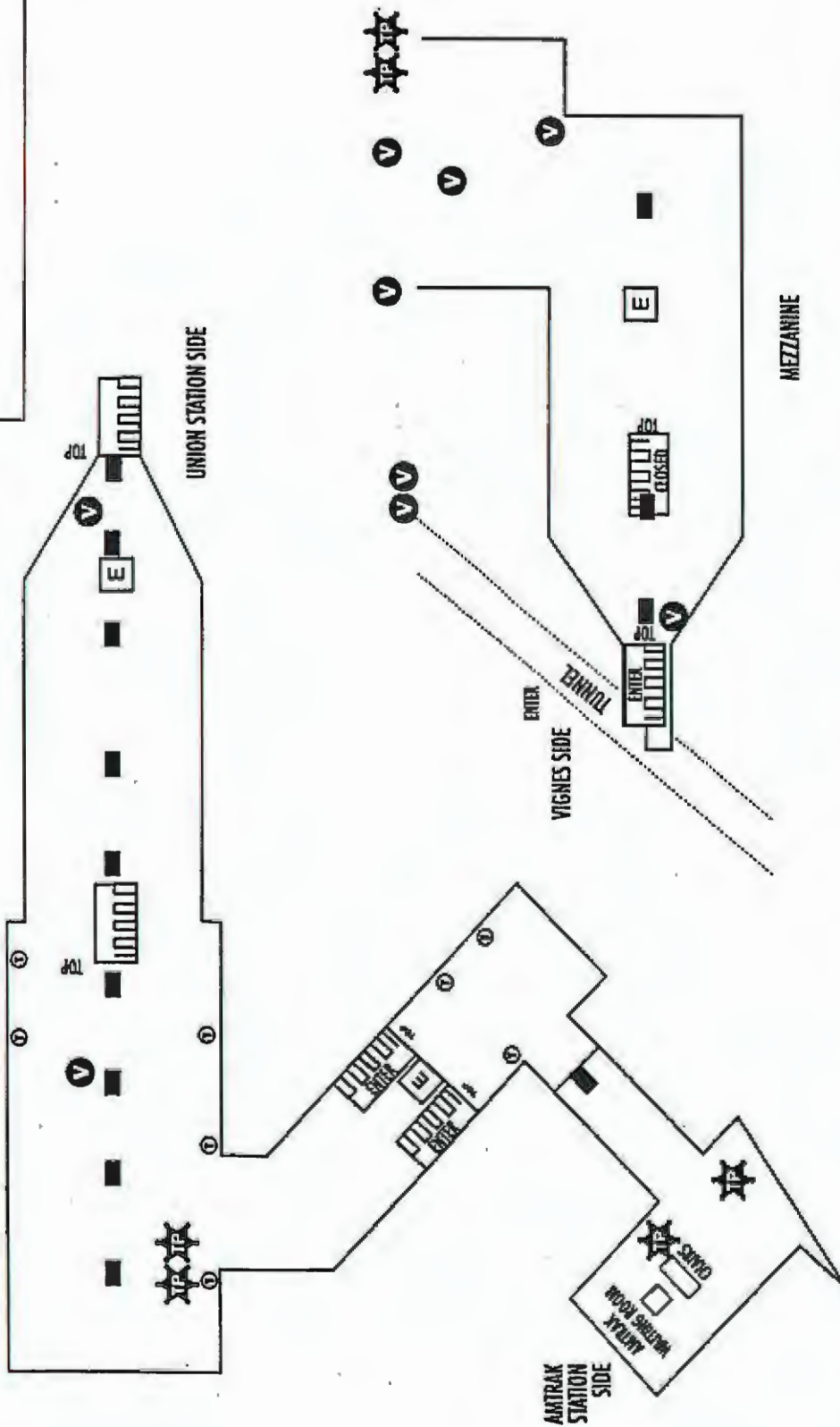
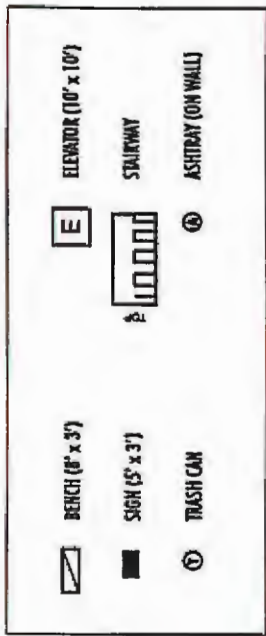
Platform Level: 2 patrolling platform areas

Total Transit Police Required: 10

tf43.wp

**UNION STATION
STAFF PLACEMENT**

TOTAL STAFF = 20
TRANSIT POLICE = 8



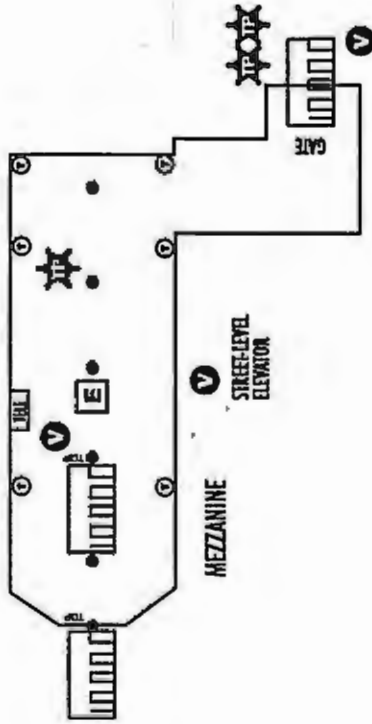
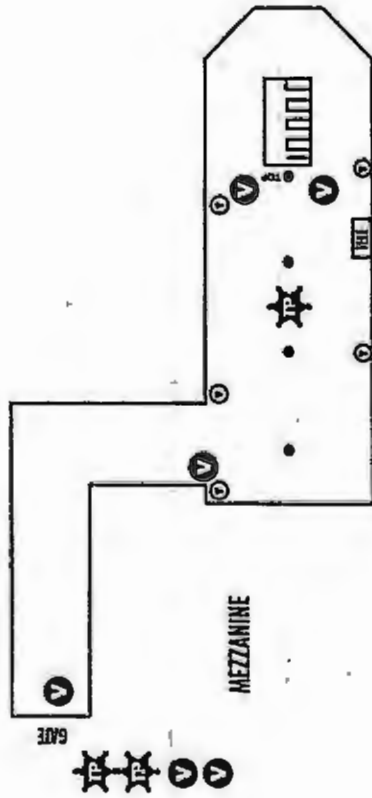
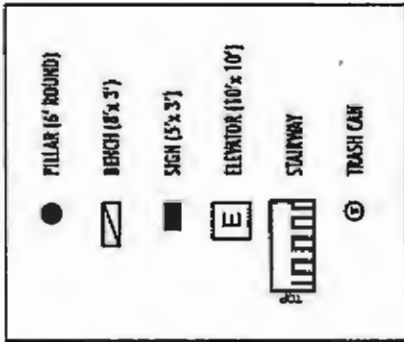
TO CIVIC CENTER STATION

PLATFORM

TO DIVISION 20

CIVIC CENTER STATION STAFF PLACEMENT

TOTAL STAFF = 19
TRANSIT POLICE = 8

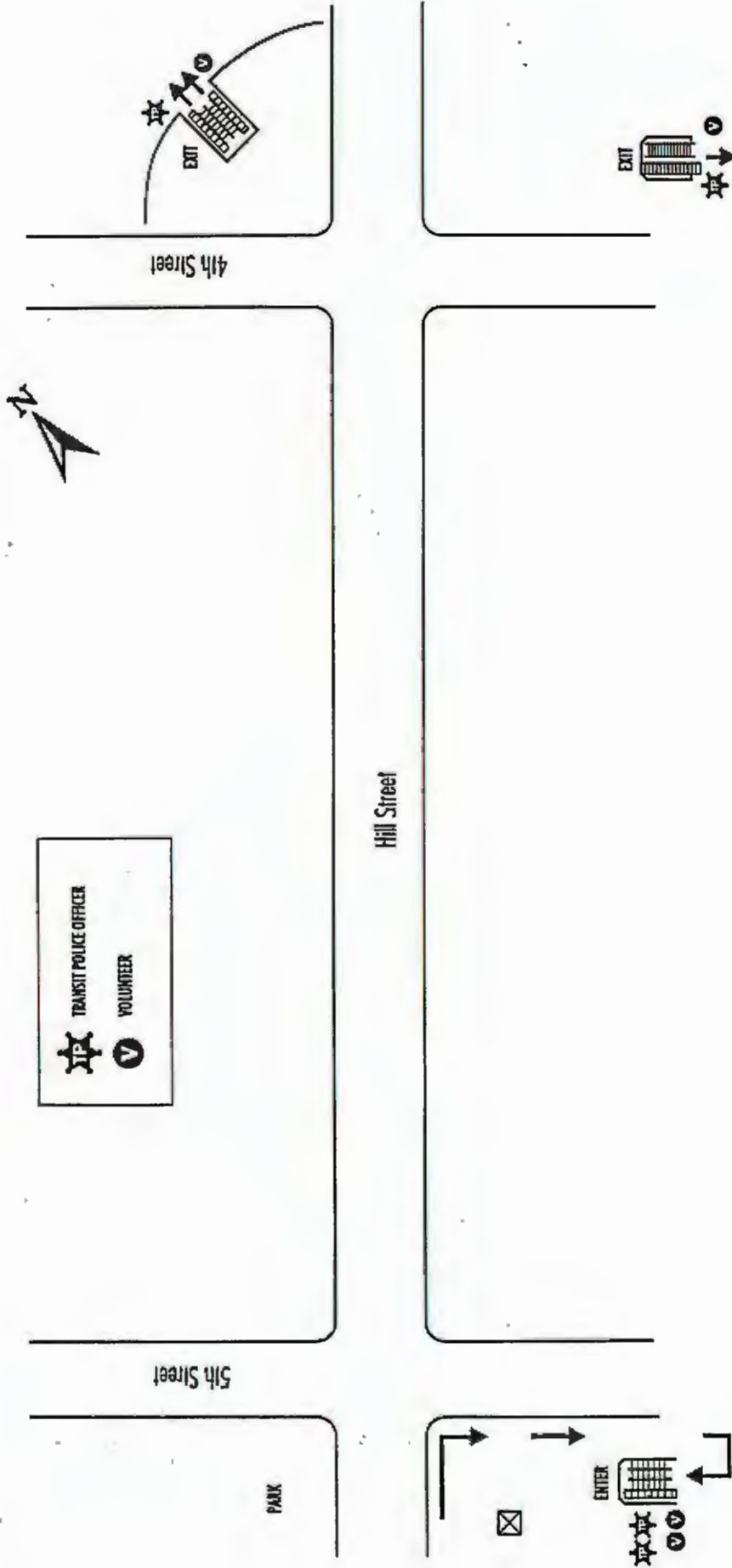


STATION MANAGER AT MEZZANINE EMP
ASSISTANT STATION MANAGERS AT STREET LEVEL, MEZZANINE AND PLATFORM LEVELS
RELIEF STAFF AT VARIOUS POSITIONS



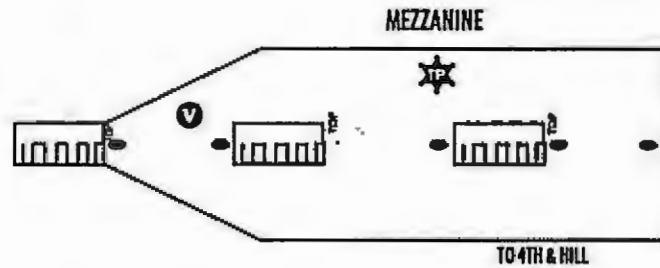
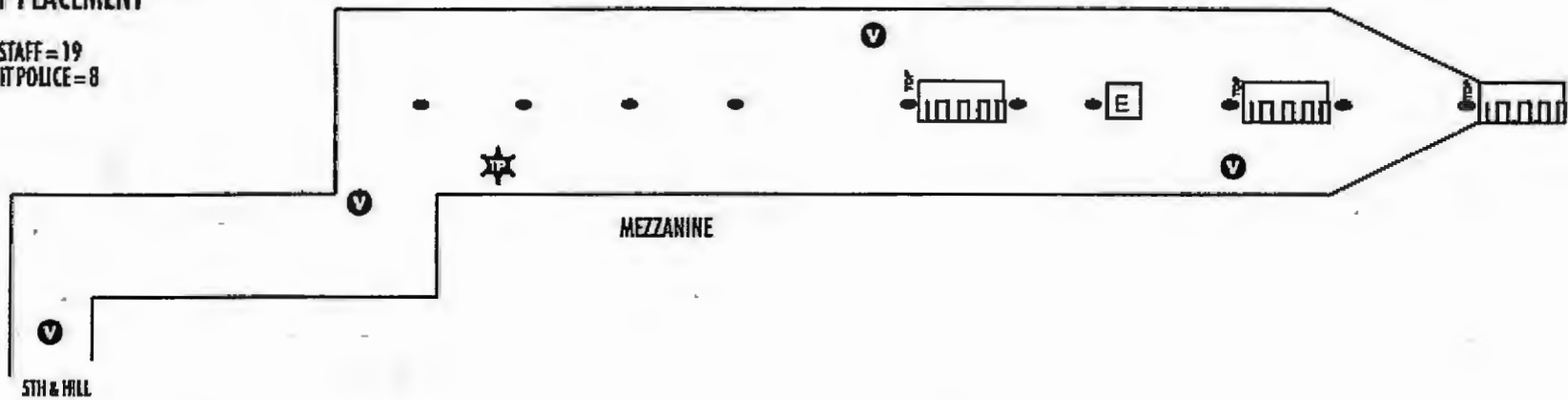
**PERSHING SQUARE STATION
STREET LEVEL**

STAFF PLACEMENT



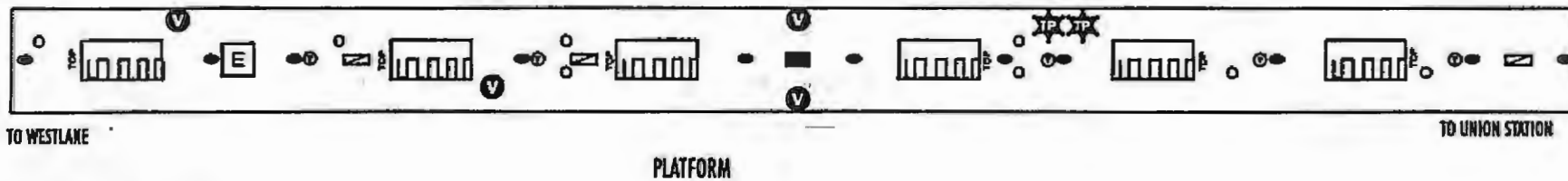
PERSHING SQUARE STATION STAFF PLACEMENT

TOTAL STAFF = 19
TRANSIT POLICE = 8



STATION MANAGER AT EMP
ASSISTANT STATION MANAGER AT STREET, MEZZ. AND PLATFORM LEVELS
RELIEF STAFF AT VARIOUS POSITIONS

	TRANSIT POLICE OFFICER
	VOLUNTEER
	PILLAR (4" x 2" OVAL)
	BENCH (8' x 3')
	SIGN (5' x 3')
	ELEVATOR (10' x 10')
	STAIRWAY
	TRASH CAN



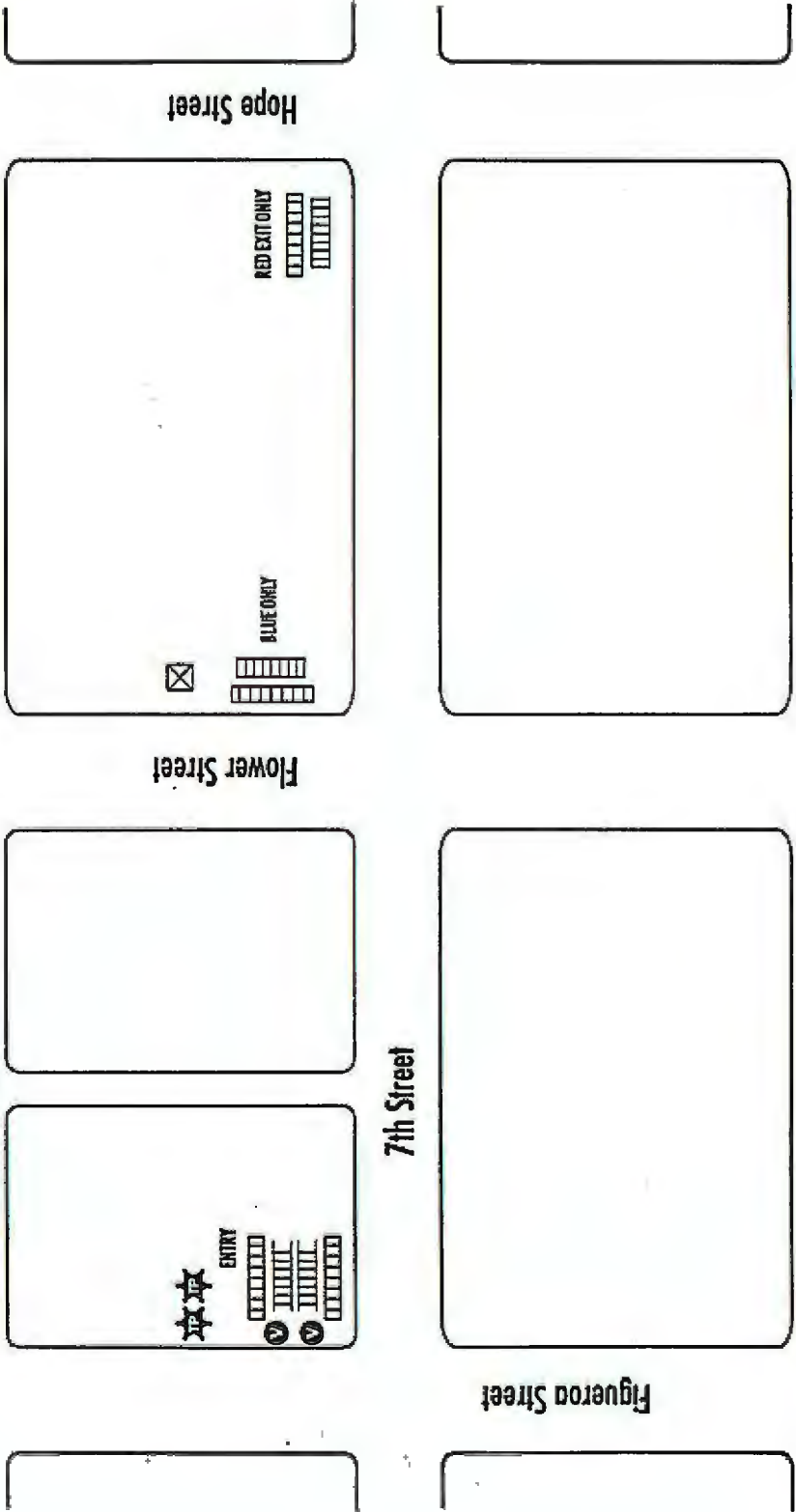
METRO CENTER STATION
STREET LEVEL

STAFF PLACEMENT



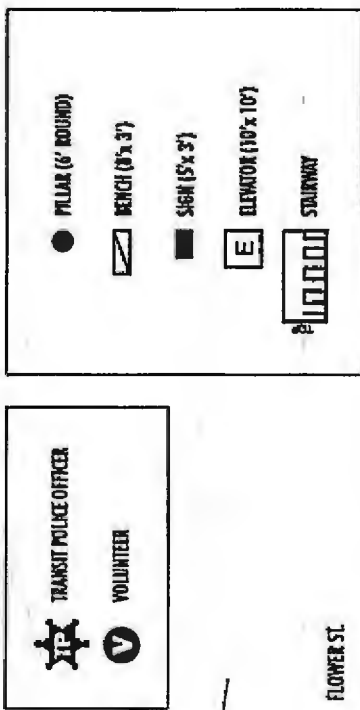
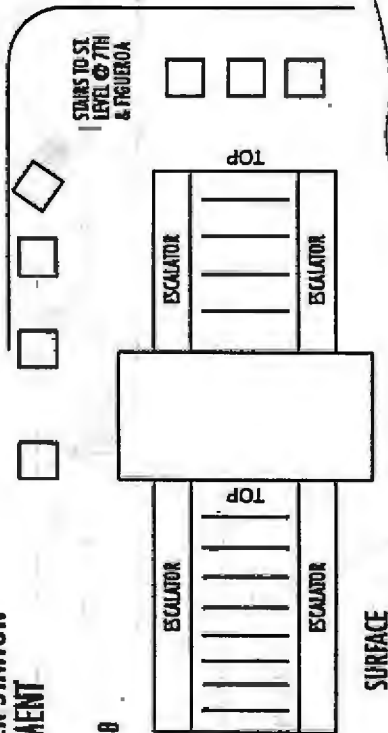
	TRANSIT POLICE OFFICER
	VOLUNTEER

Lebanon Street

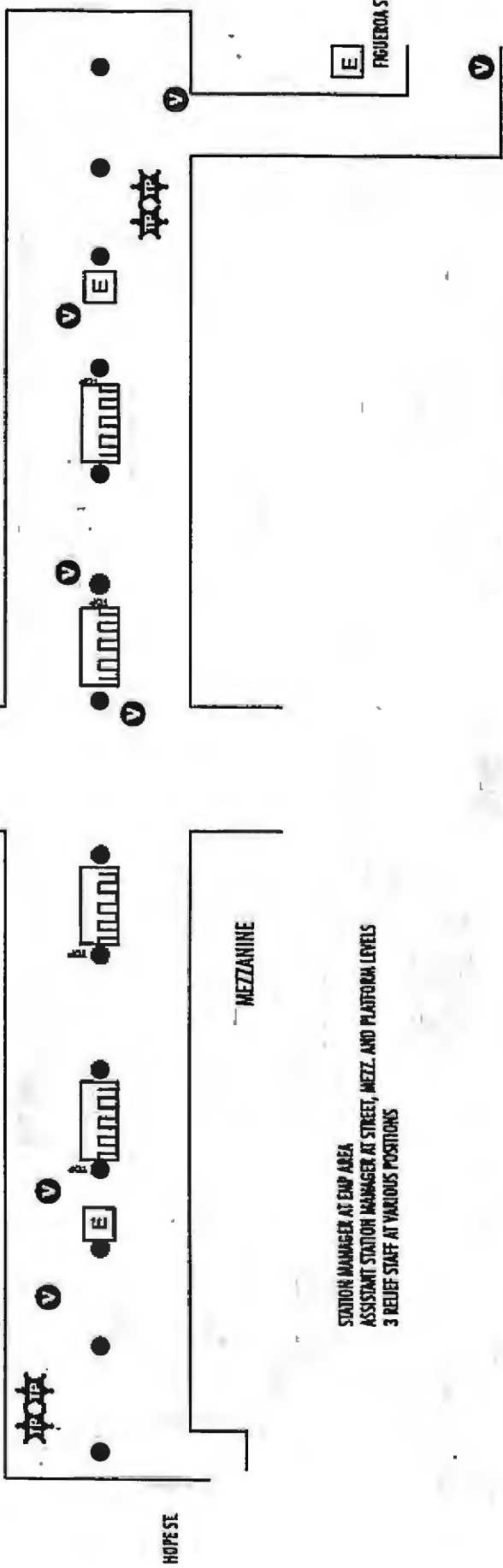


METRO CENTER STATION STAFF PLACEMENT

TOTAL STAFF = 20
TRANSIT POLICE = 8



FLOWER ST.



MEZZANINE

STATION MANAGER AT ENP AREA
ASSISTANT STATION MANAGER AT STREET, MEZZ. AND PLATFORM LEVELS
3 RELIEF STAFF AT VARIOUS POSITIONS



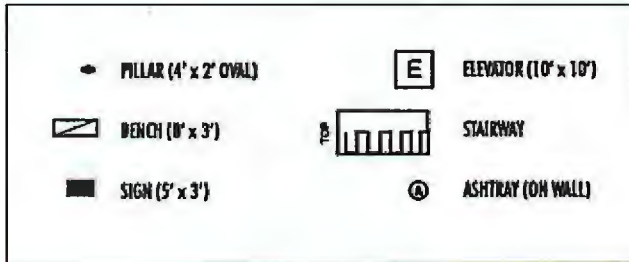
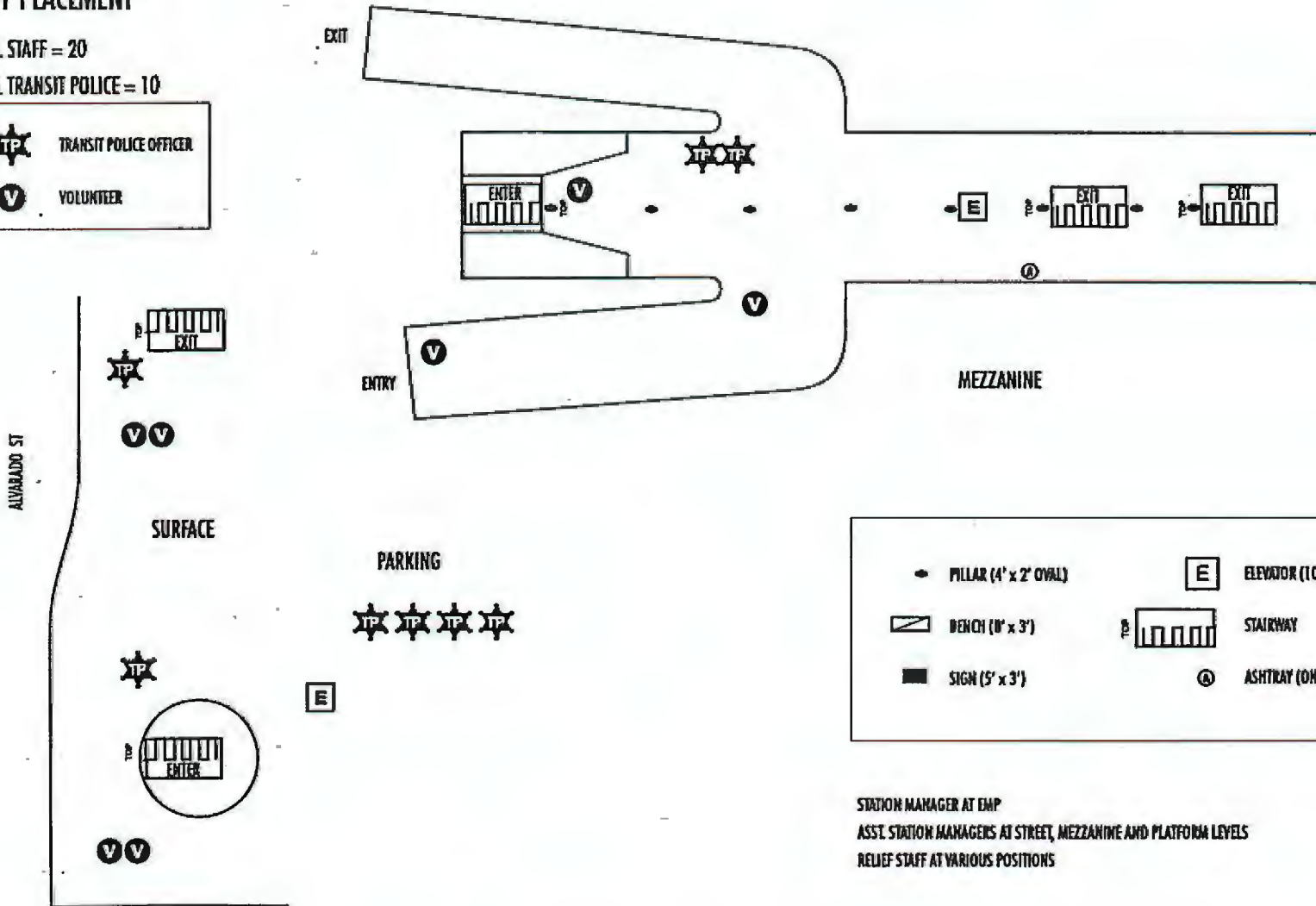
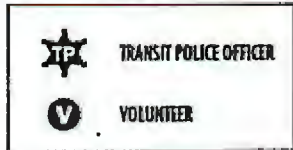
PLATFORM

TO WESTLAKE

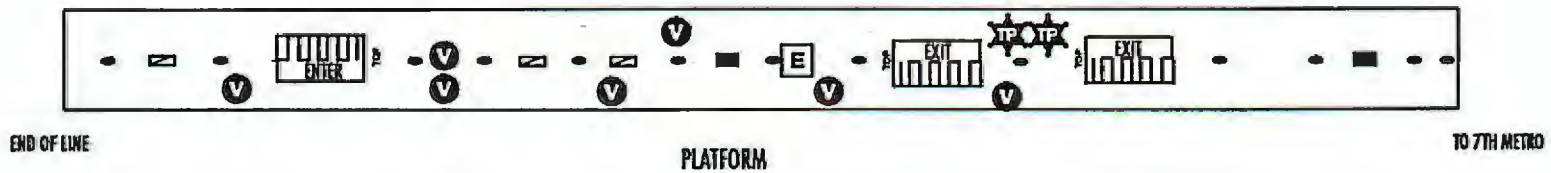
WESTLAKE STATION STAFF PLACEMENT

TOTAL STAFF = 20

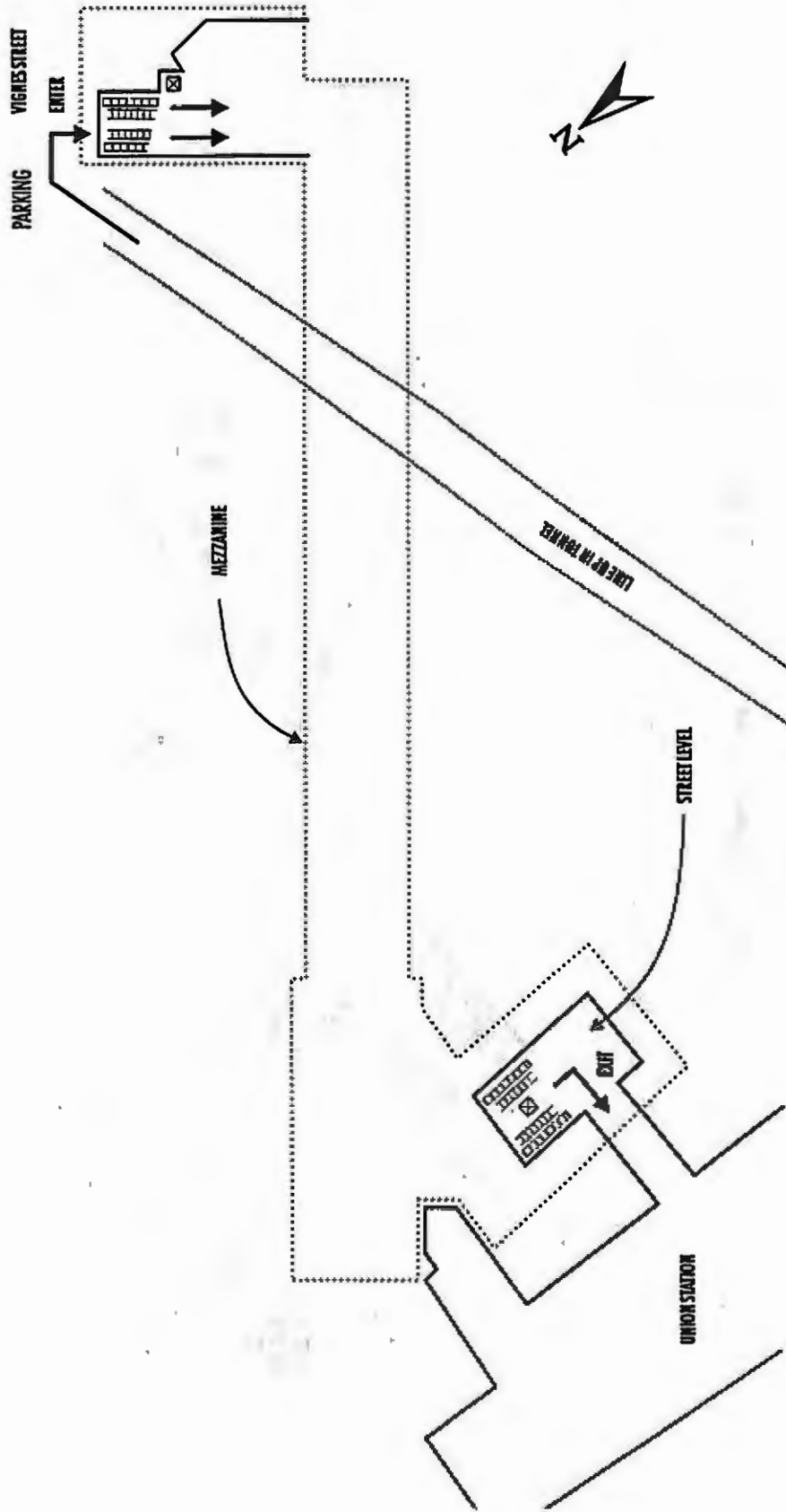
TOTAL TRANSIT POLICE = 10



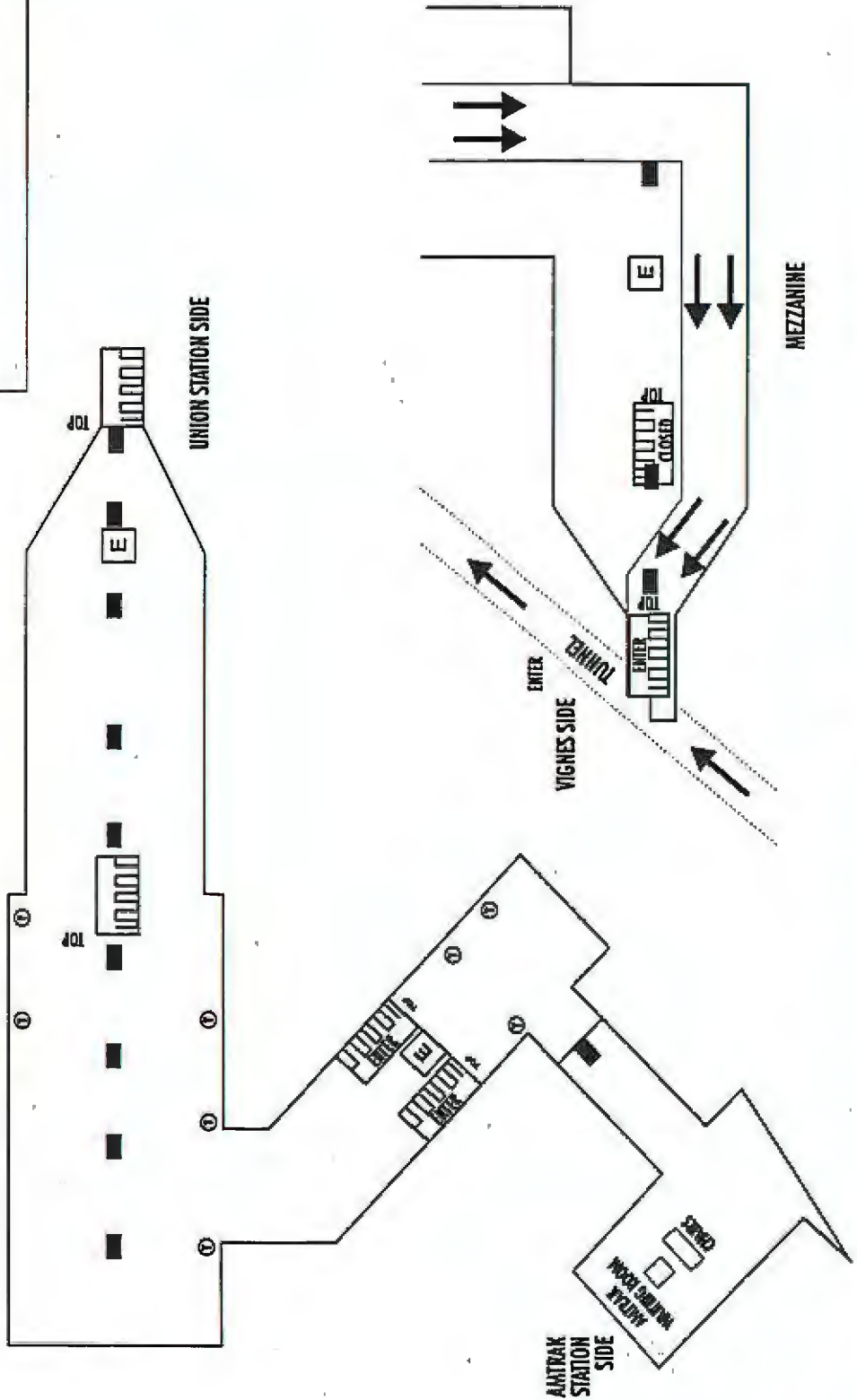
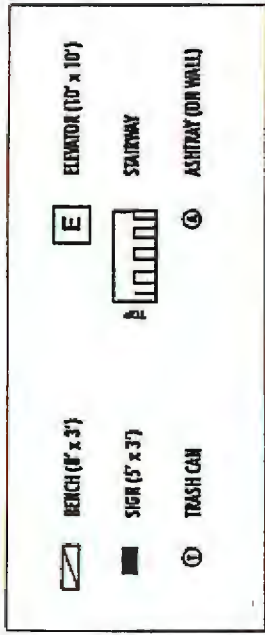
STATION MANAGER AT EMP
 ASST. STATION MANAGERS AT STREET, MEZZANINE AND PLATFORM LEVELS
 RELIEF STAFF AT VARIOUS POSITIONS



**UNION STATION
STREET LEVEL**



UNION STATION ROUTING



TO CIVIC CENTER STATION

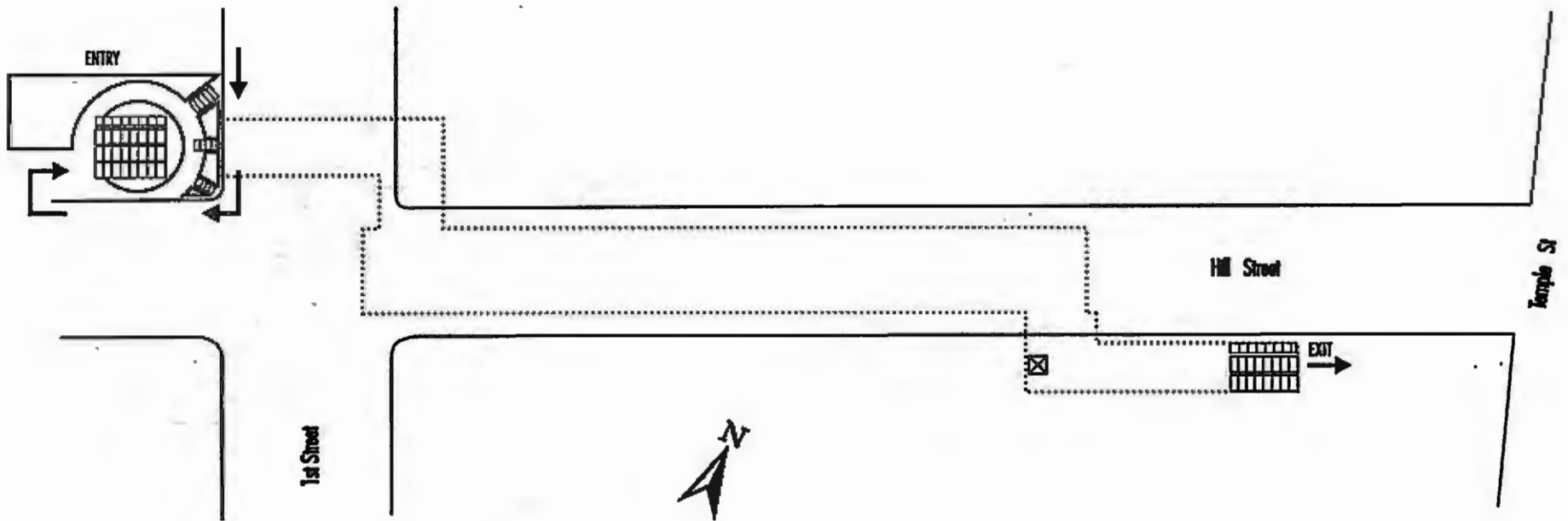
13-unifoot

PLATEFORM

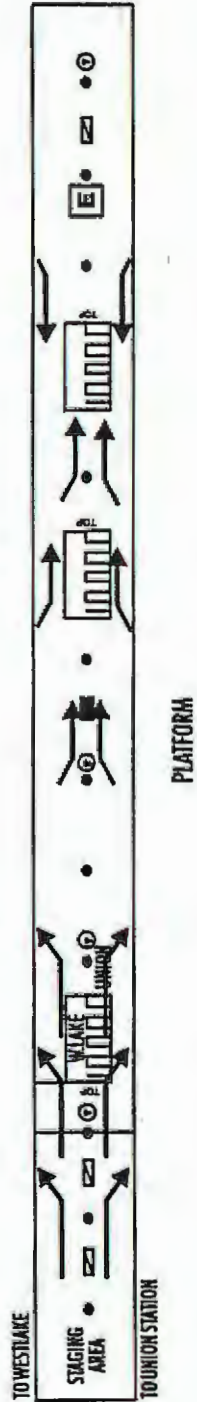
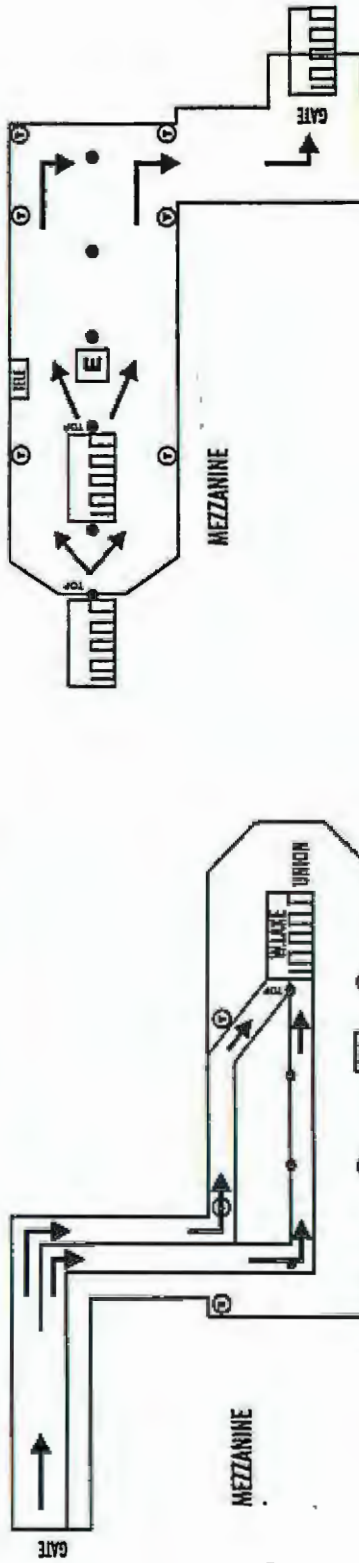
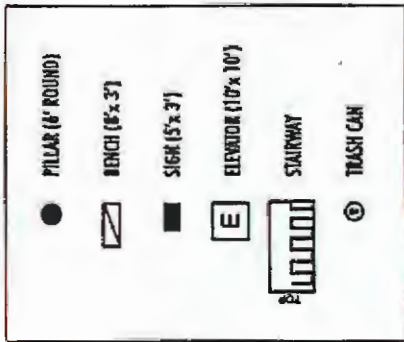
3-1

TO DIVISION 20

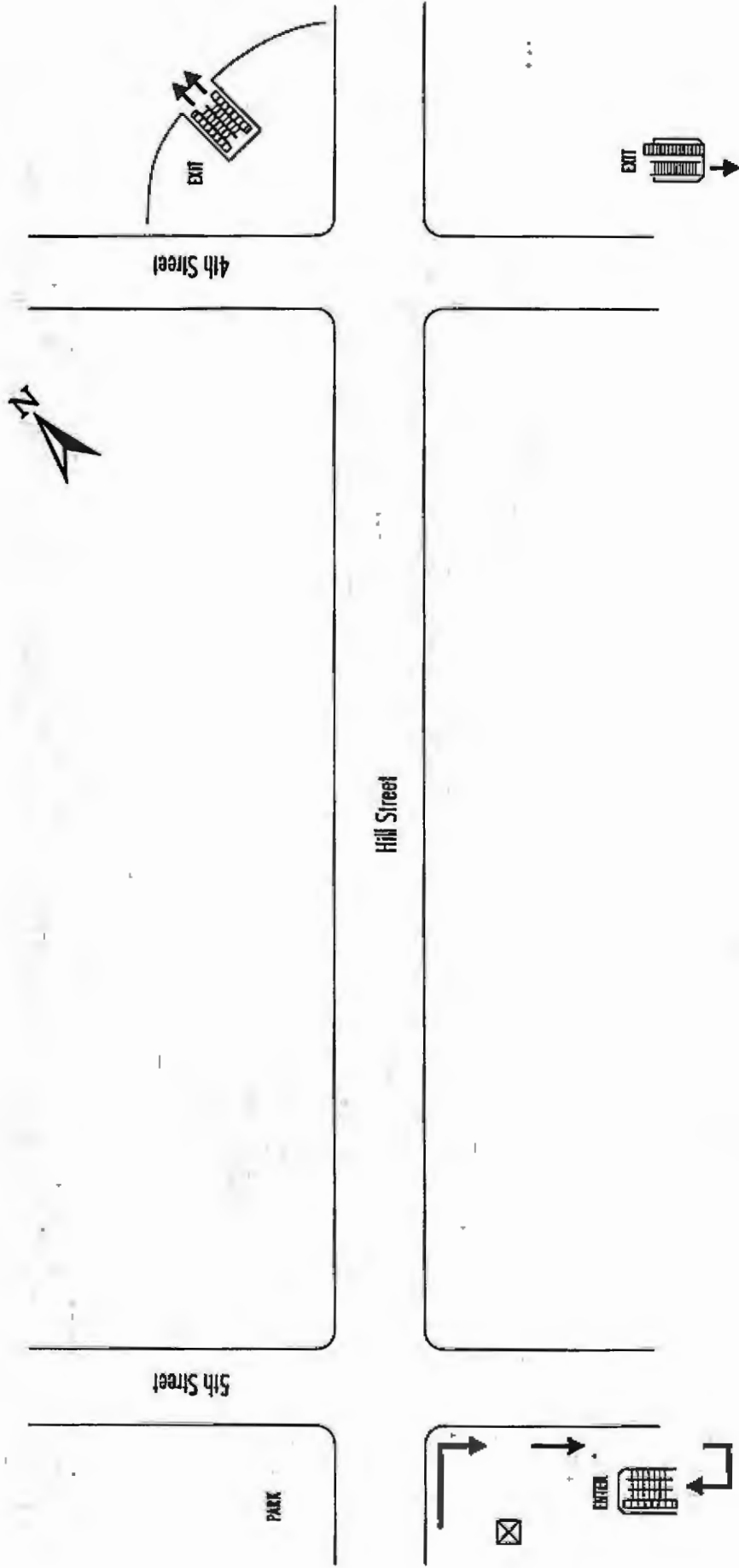
**CIVIC CENTER STATION
STREET LEVEL**



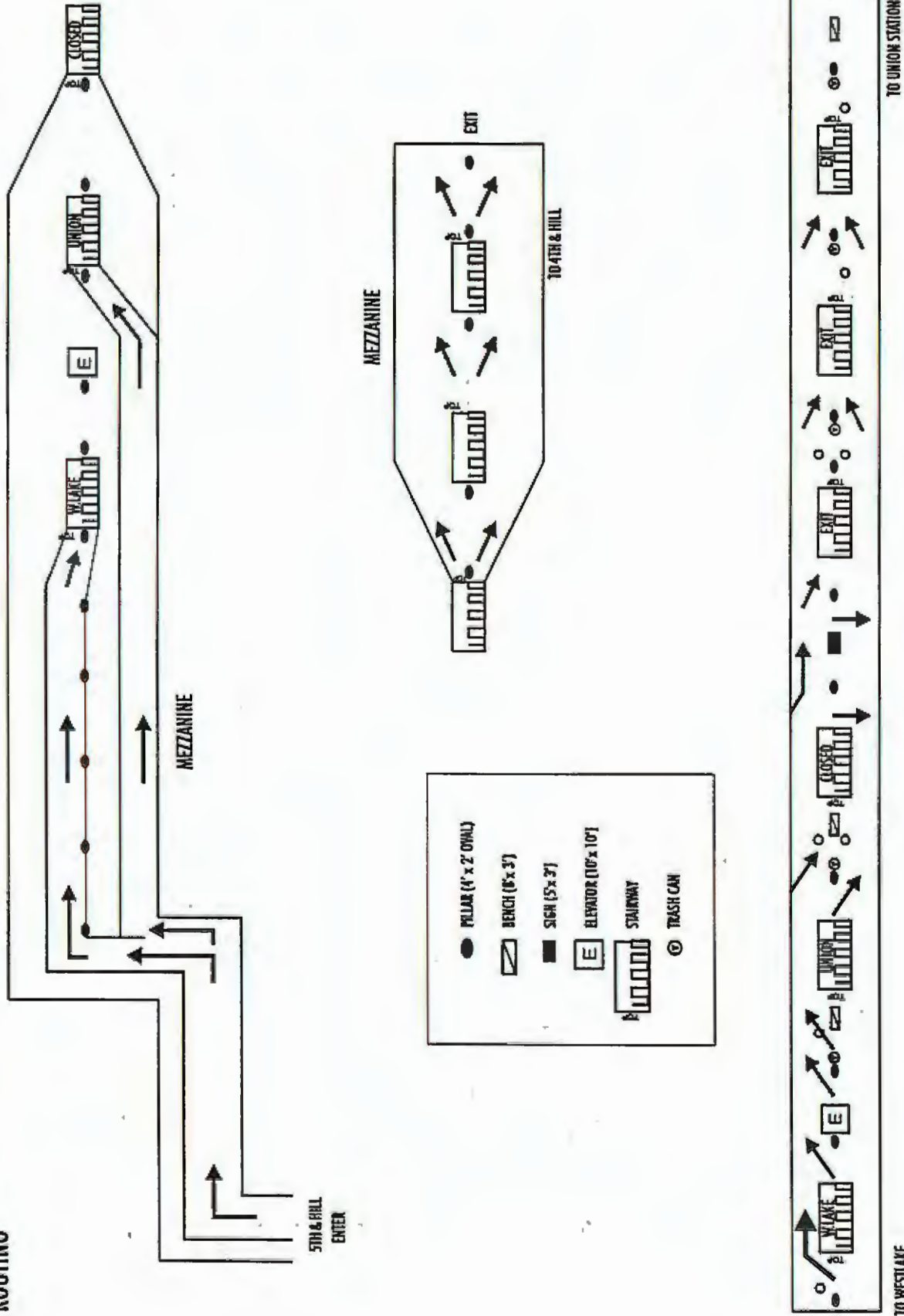
CIVIC CENTER STATION ROUTING



**PERSHING SQUARE STATION
STREET LEVEL**



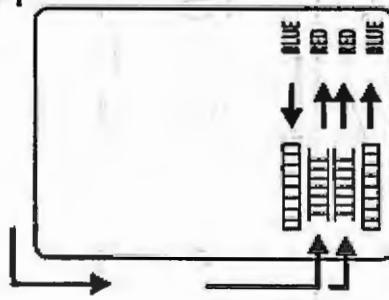
PERSHING SQUARE STATION ROUTING




METRO CENTER STATION
STREET LEVEL



Lebanon Street





Flower Street



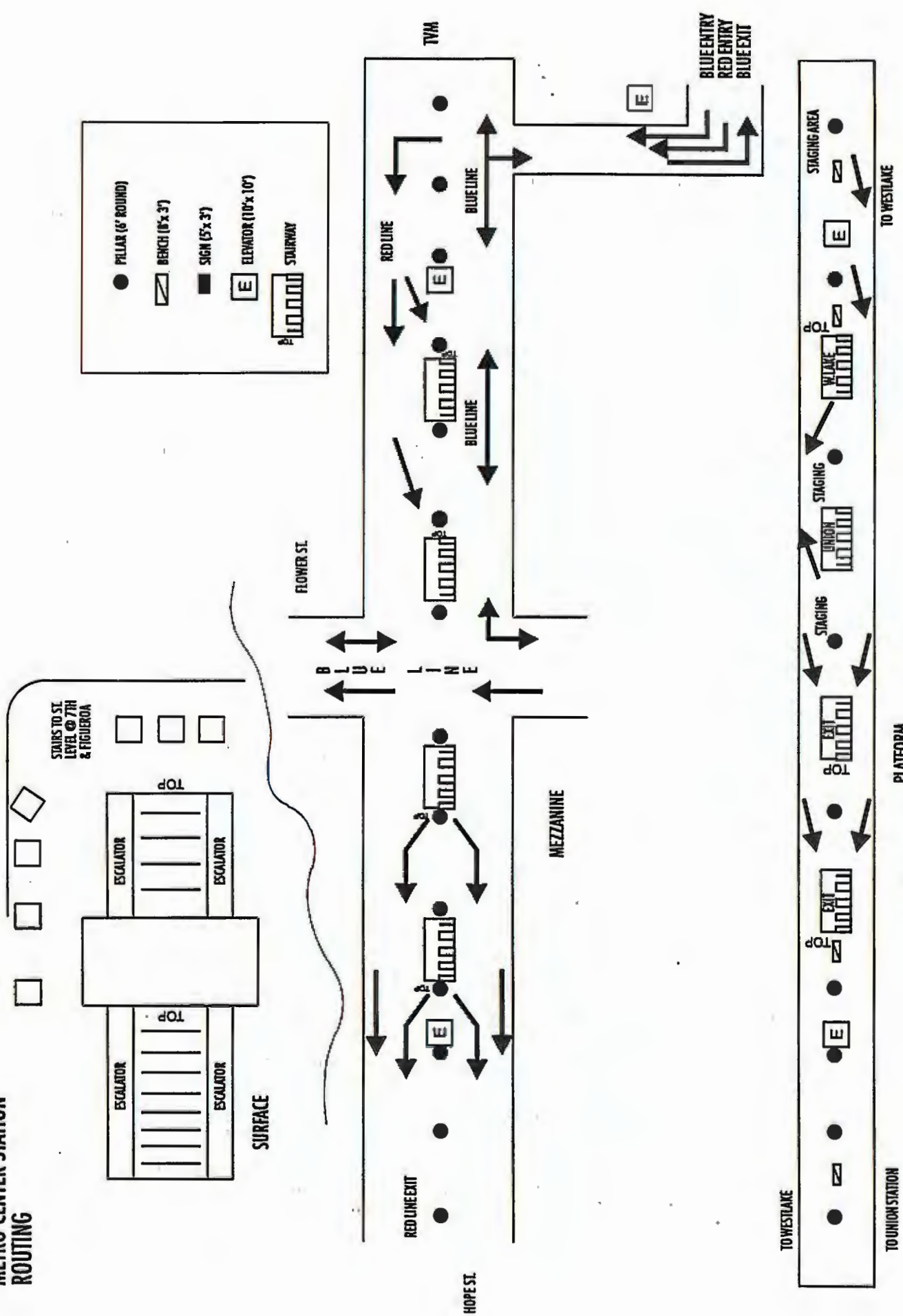
Hope Street

7th Street

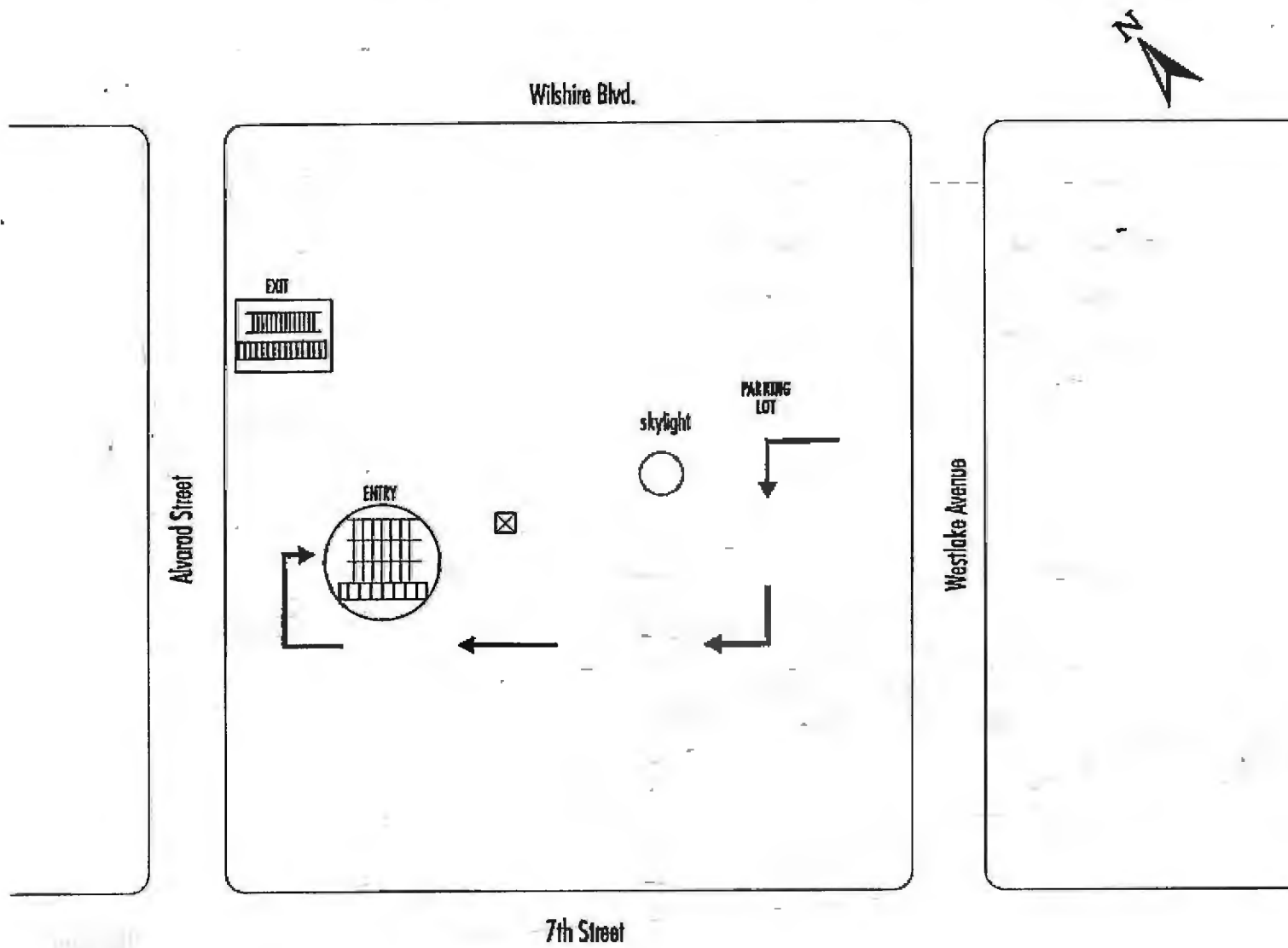


Figueroa Street

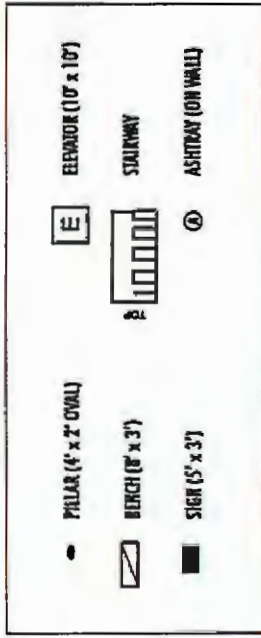
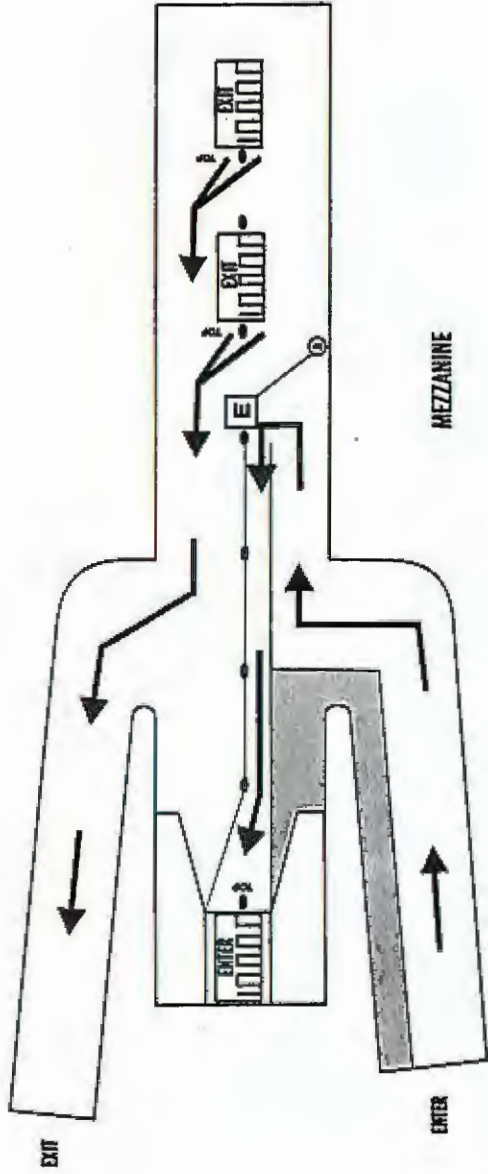
METRO CENTER STATION ROUTING



**WESTLAKE / MACARTHUR PARK STATION
STREET LEVEL**



WESTLAKE STATION ROUTING



ALVARADO ST

SURFACE

MEZZANINE

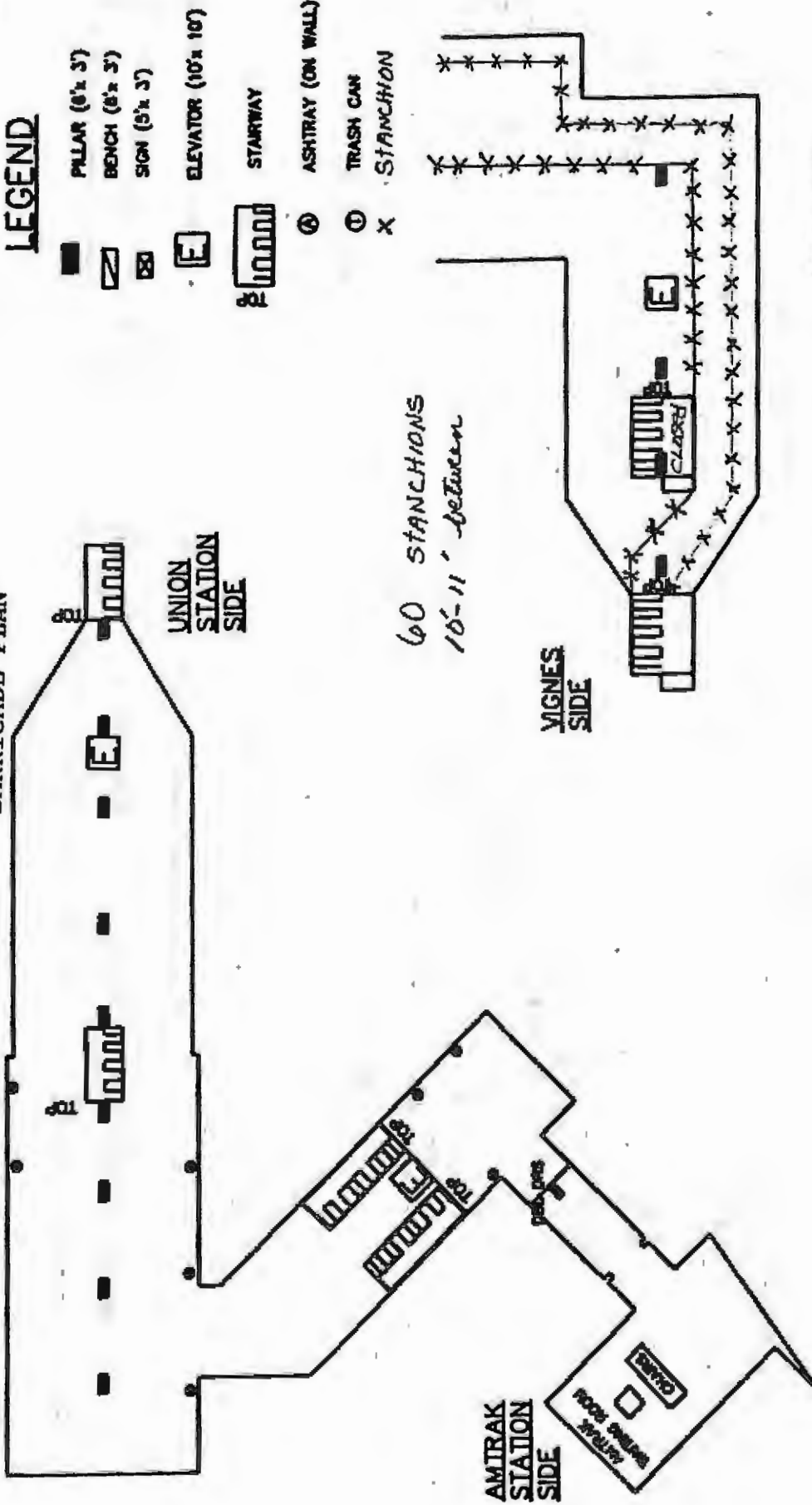
TO 7TH METRO



PLATFORM

END OF LINE

BARRICADE PLAN



LEGEND

- PILLAR (6'x 3')
- ▤ BENCH (6'x 3')
- ⊞ SIGN (5'x 3')
- ⊞ ELEVATOR (10'x 10')
- ⊞ STAIRWAY
- ⊙ ASHTRAY (ON WALL)
- ⊙ TRASH CAN
- X STANCHION

TO DIVISION 20

UNION STATION
SCALE: 1" = 50'

PLATFORM
3-23

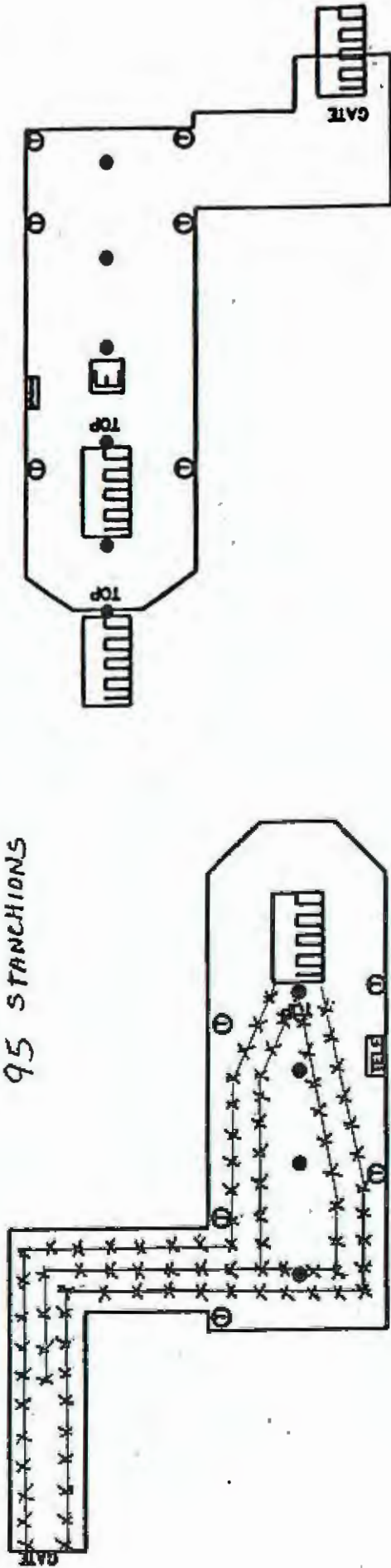
TO CMC CENTER STA.

BARRICADE PLAN

LEGEND

- PILLAR (4' ROUND)
- ▤ BENCH (8'x 3')
- SIGN (5'x 3')
- ⊞ ELEVATOR (10'x 10')
- X STANCHION
- ⊞ STARTRAY (ON WALL)
- ⊞ ASHTRAY (ON WALL)
- ⊞ TRASH CAN

95 STANCHIONS



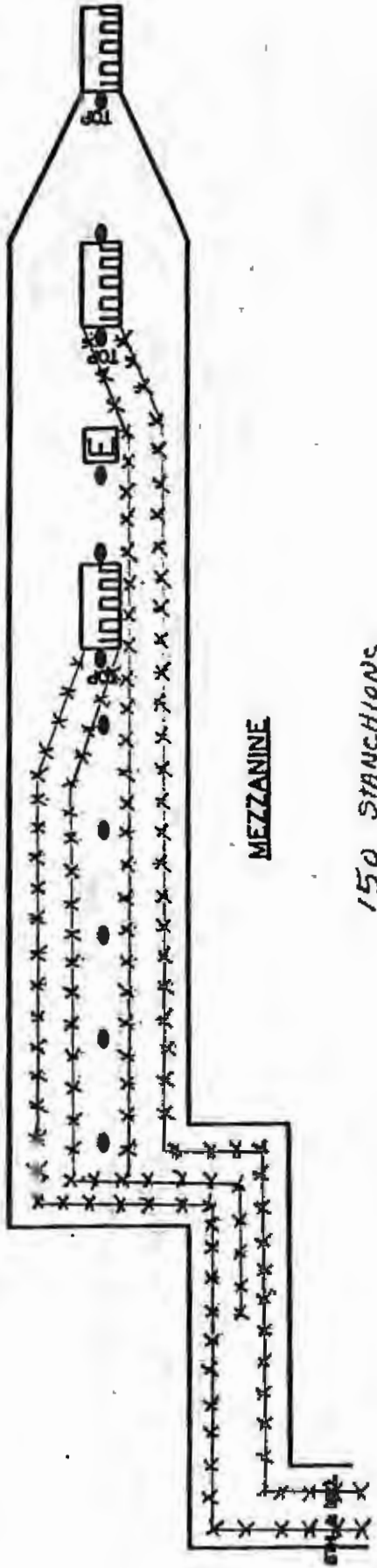
MEZZANINE

MEZZANINE



PLATFORM

BARRICADE PLAN



MEZZANINE

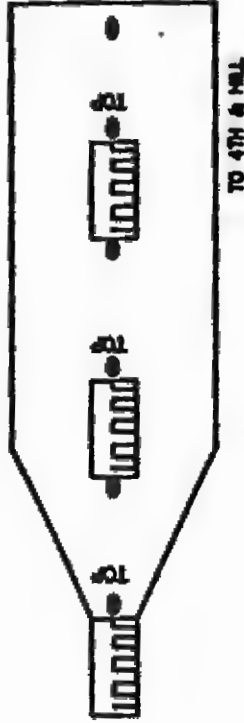
150 STANCHIONS

LEGEND

- PILLAR (4' x 2' OVAL)
- ▭ BENCH (5' x 3')
- SIGN (5' x 3')
- E ELEVATOR (10' x 10')

⊞ STARWAY

- ⊙ ASHTRAY (ON WALL)
- X STANCHIONS



MEZZANINE

TO 4TH & HALL

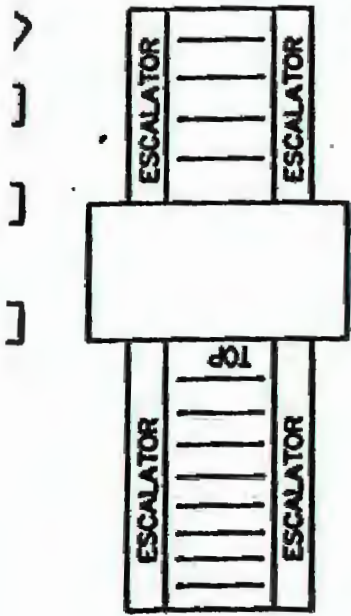


PLATFORM

TO UNION STATION

PERSHING SQUARE STATION
SCALE: 1" = 50'

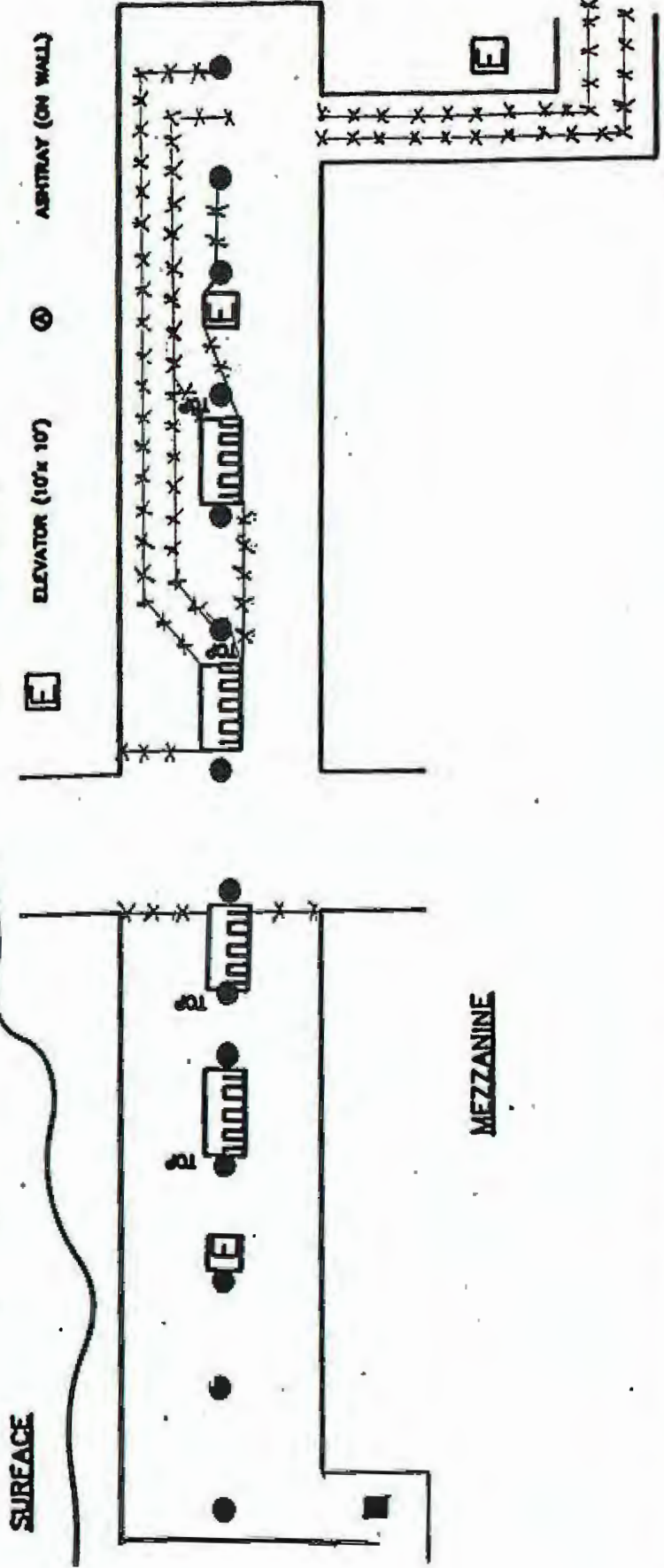
STAIRS TO ST.
LEVEL OF 7TH
& FIGUEROA



100 STANCHIONS

LEGEND

- X STANCHIONS
- PILLAR (6' ROUND)
- BENCH (6' x 3')
- SIGN (6' x 3')
- ⊞ ELEVATOR (10' x 10')
- ⊞ STAIRWAY
- ⊞ ARBITRAY (ON WALL)

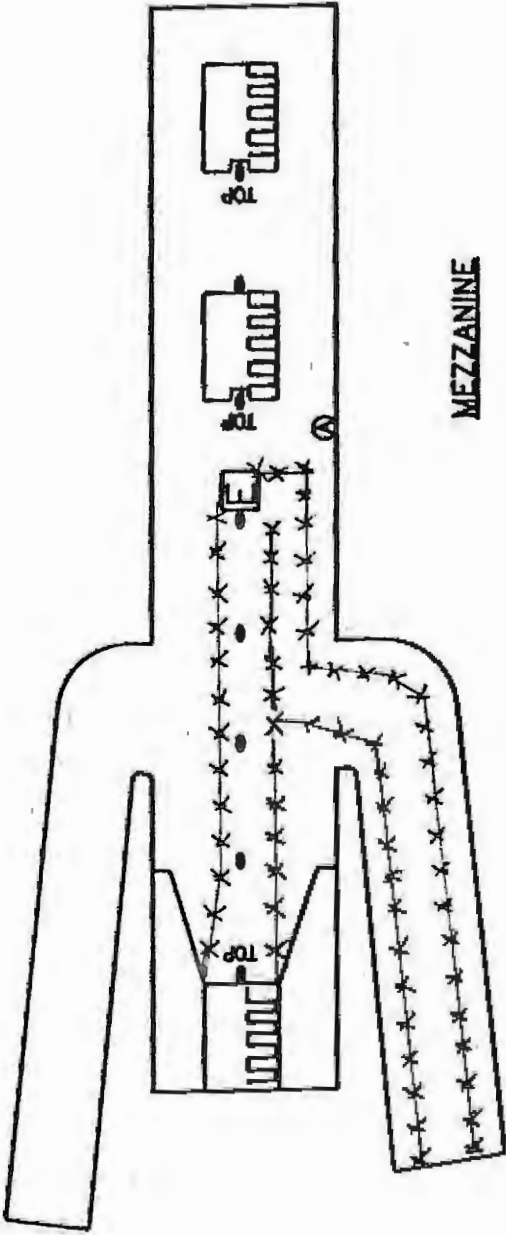


TO VENTRAVE

PLATFORM

7th/METRO STATION
SCALE: 1" = 50'

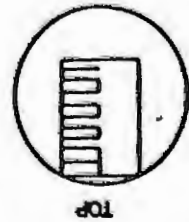
BARRICADE PLAN



MEZZANINE

SURFACE

E



80

STANCHIONS

LEGEND

- PILLAR (4' x 2' OVAL)
- ▨ BENCH (6' x 3')
- SIGN (5' x 3')
- E ELEVATOR (10' x 10')
- X STANCHIONS
- ⊕ STARTRAY (ON WALL)
- ⊕ ASHTRAY (ON WALL)



STARTRAY

ASHTRAY (ON WALL)

PLATFORM



END OF LINE

TO 7th METRO

WESTLAKE STATION
SCALE: 1" = 50'

PASSENGER LOADING PLAN

Passengers will be staged on the mezzanine level in designated queues. If the volume of passengers exceeds the capacity of these mezzanine queues, passengers will be queued at the surface level before they enter the designated portal. Passengers will not be queued on stairs.

A predetermined number of passengers will be allowed to go from the mezzanine to a designated area on the platform. This area on the platform will be towards the end of the platform away from the path of exiting passengers.

All passengers that exit a train will be directed to leave the platform as quickly as possible via the designated exit stairways/escalators. As these passengers are leaving the platform, those people staged on the platform will be allowed to board the train.

The three stations in the middle of Metro Red Line MOS-1 will have bi-directional service and will thus need to stage two groups of people on the platform (one for eastbound and one for westbound).

At the two terminals, all people on board the arriving trains will be required to alight the train and exit the platform. Those wishing to return on the train will need to exit the station and get in the queue of riders who want to board at that station.

Three passenger loading plans have been developed:

Eastbound

<u>Plan</u>	<u>Westlake</u>	<u>Metro Center</u>	<u>Pershing Square</u>	<u>Civic Center</u>	<u>Union Station</u>
A	300	150	150	50	0
B	250	100	100	50	0
C	450	100	50	50	0

Westbound

<u>Plan</u>	<u>Union Station</u>	<u>Civic Center</u>	<u>Pershing Square</u>	<u>Metro Center</u>	<u>Westlake</u>
A	0	50	150	150	300
B	0	50	100	100	250
C	0	50	50	100	450

Plan A is the initial operating plan as the service day progresses the actual number of people allowed to board will be modified based upon passenger demand and train service levels. Plan B is intended as a guide if passenger demand is much lower than anticipated if the frequency of train service is improved to 7 1/2 minutes or better. Train frequency at this level reduces the amount of time available to complete the passenger movements.

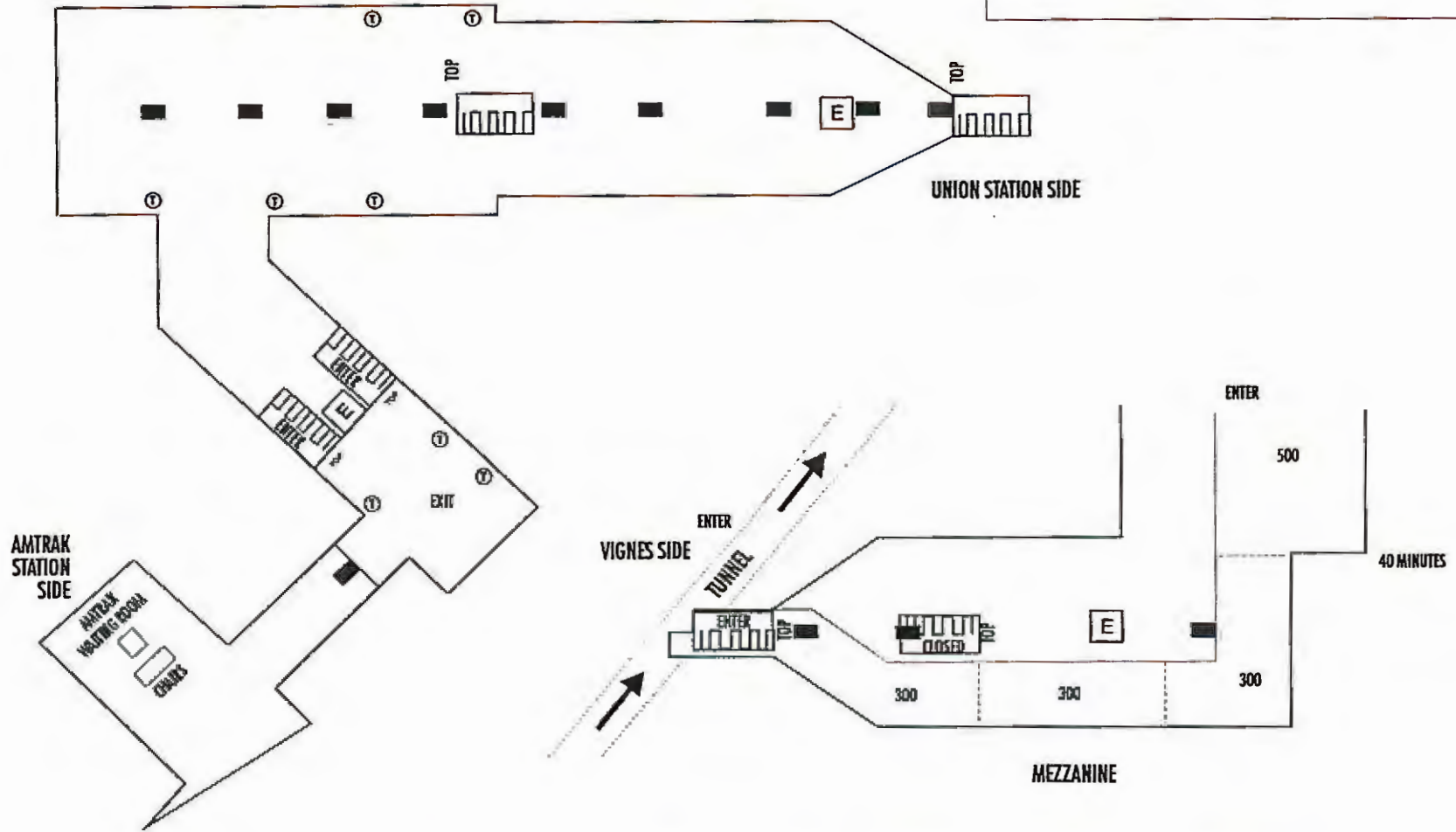
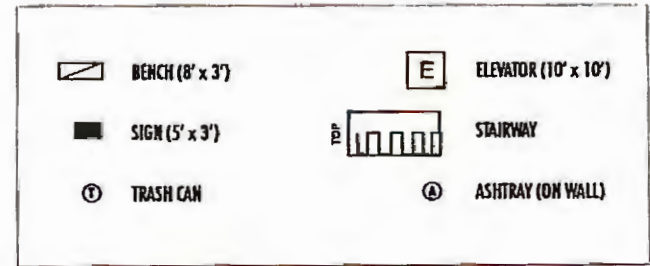
Plan C is designed to be the cleanup phase, at about 3 p.m. it is anticipated that few new riders will be attempting to enter the system. At that time, more passengers will be loaded at the terminals so that they can get home. It may be possible to begin this phase earlier than 3 p.m. This will depend upon the size of the returning crowds at the terminals.

Tickets

Tickets will not be used for the free-fare period. Their use was considered but they will not be used. The following is a brief discussion of that plan. To restrict the number of train rides to a level that the system could reasonably accommodate, a limited number of free tickets could be issued on the day of the event, on a first come, first serve basis.

These tickets could have the date of the free ride and will list each of the five stations. The tickets could be distributed at each of the stations. As a person with a ticket nears the entrance portal, a RTD staff person could punch the symbol depicting that station. When that station has been punched on the ticket, the possessor of the ticket will not be allowed to board at that station.

UNION STATION PASSENGER LOADS

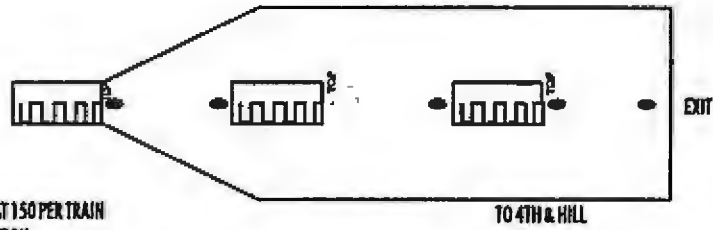
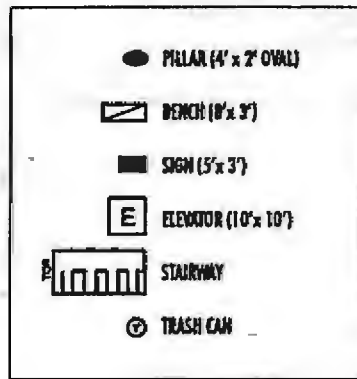
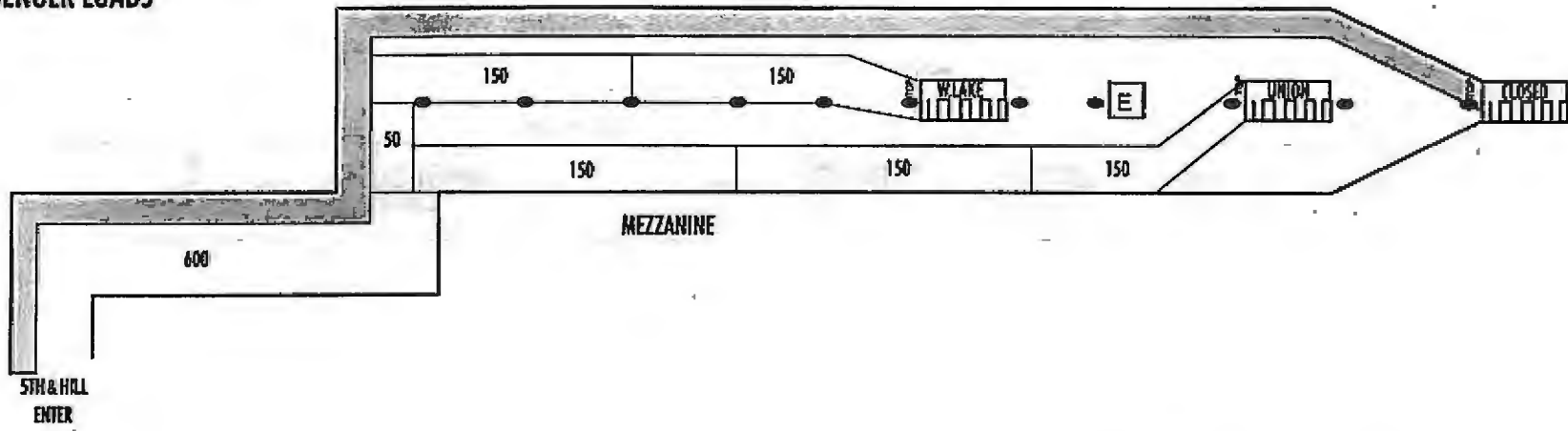


TO CIVIC CENTER STATION

PLATFORM

TO DIVISION 20

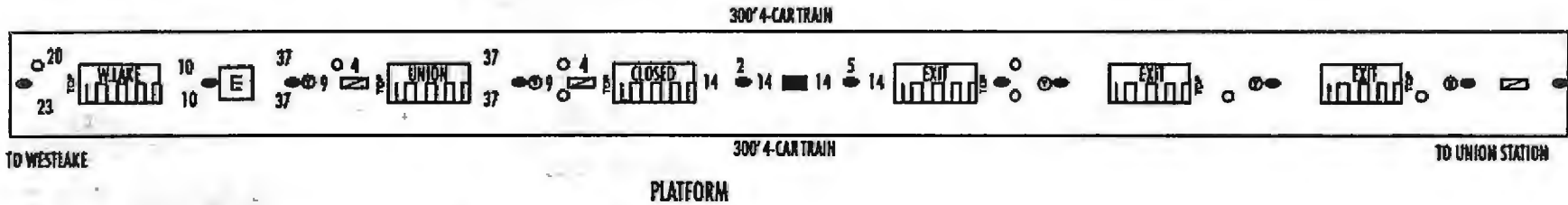
PERSHING SQUARE STATION PASSENGER LOADS



TRAIN LOADS AT 150 PER TRAIN
IN EACH DIRECTION

MAX. ALLOWED ON MEZZANINE = 900

150 TO WESTLAKE
150 TO UNION STATION
300 PASSENGERS ON PLATFORM



TO WESTLAKE

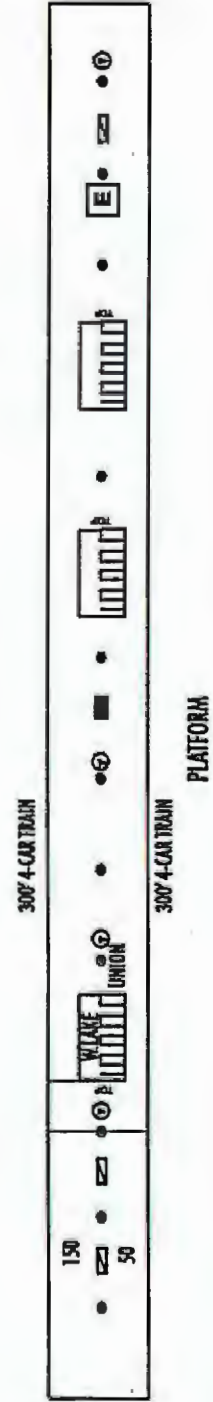
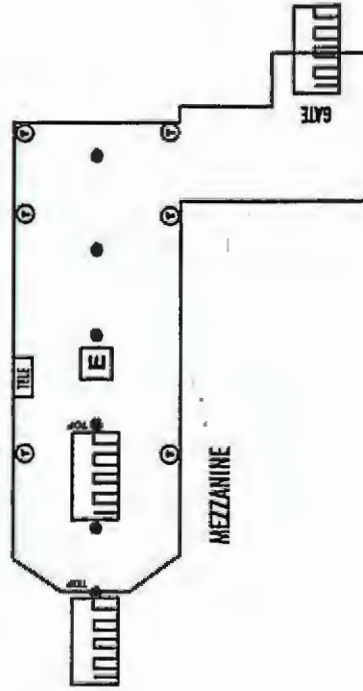
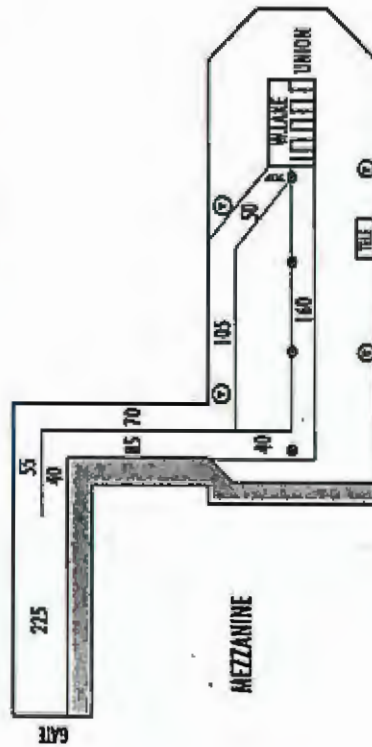
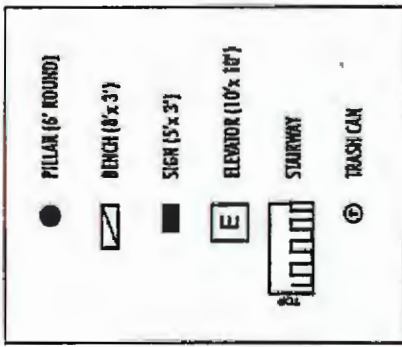
PLATFORM

TO UNION STATION

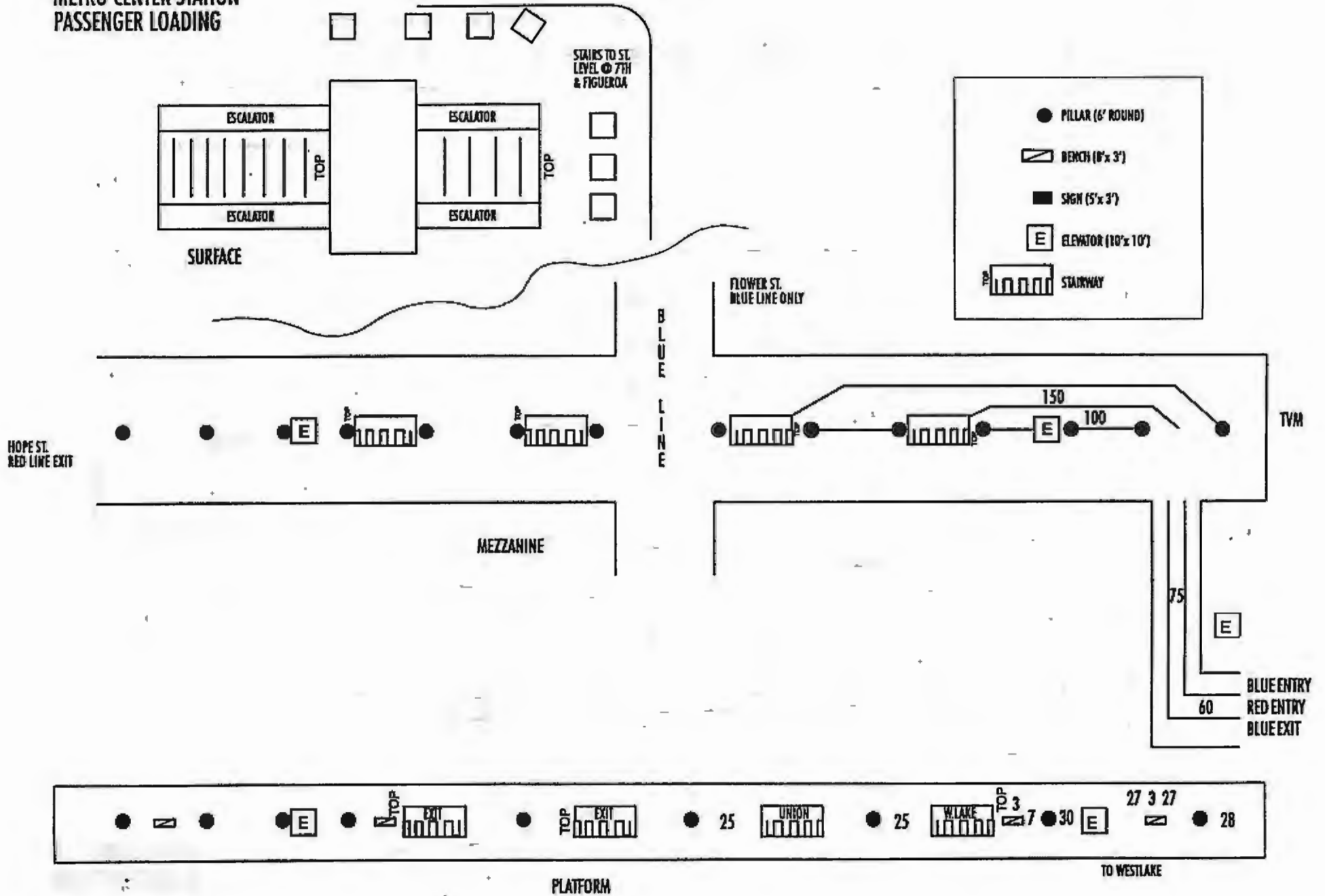
**CIVIC CENTER STATION
PASSENGER LOADS**

MAX. ALLOWED ON MEZZANINE = 650

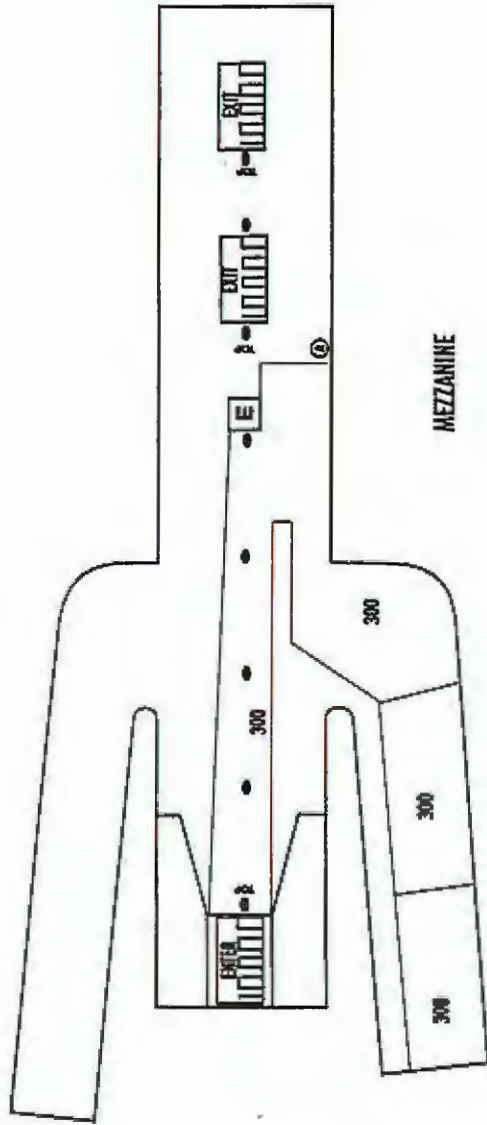
50 TO UNION STATION
150 TO WESTLAKE



METRO CENTER STATION PASSENGER LOADING




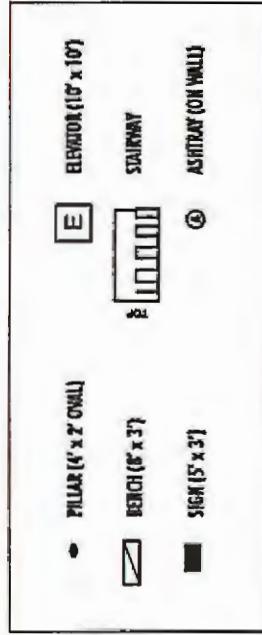
**WESTLAKE STATION
PASSENGER LOADS**



MEZZANINE

ALVARADO ST

SURFACE



END OF LINE

PLATFORM

TO 7TH METRO

4.0 SECURITY PLAN



**TRANSIT POLICE DEPARTMENT
RED LINE GRAND OPENING CEREMONY
DEPLOYMENT PLAN
Saturday, January 30, 1993**

STATION POSTING

UNION STATION

COMMAND

1 Sergeant

POSTS

Union Station portal	2 Officers
Vignes (east) portal	2 Officers
West mezzanine	2 Officers
East mezzanine	0
Platform	2 Officers

CIVIC CENTER STATION

COMMAND

1 Sergeant

POSTS

Hill/First portal	2 Officers
Civic Center Mall portal	2 Officers
North mezzanine	1 Officer
South mezzanine	1 Officer
Platform	2 Officers

PERSHING SQUARE STATION (GRAND OPENING CEREMONY)

COMMAND

The Tactical Team Sergeants will supervise the North Mezzanine level and north portal areas

The assigned station Sergeant will supervise the remainder of the station

POSTS

Hill/4th west portal	2 Officers	R / L
Hill/4th east portal	2 Officers	R / L
Hill/5th portal	2 Officers	R
North Mezzanine	1 Officer	R
South Mezzanine	1 Officer	R
north mezzanine, stairwell 1	1 Officers	R
north mezzanine, stairwell 2	1 Officers	R
north mezzanine, stairwell 3	1 Officers	R
south mezzanine, stairwell 4	1 Officers	R

south mezzanine, stairwell 5	1 Officers
south mezzanine, stairwell 6	1 Officers
platform	2 Officers

PERSHING SQUARE STATION (post-grand-opening ceremony)

COMMAND
1 Sergeant

POSTS

Hill/Fifth portal	2 Officers
Hill/Fourth west portal	1 Officer
Hill/Fourth east portal	1 Officer
North mezzanine	1 Officer
South mezzanine	1 Officer
Platform	2 Officers

METROCENTER STATION

COMMAND
1 Sergeant

POSTS

Figueroa/7th portal	2 Officers
Flower/7th portal	0 Officers
Hope/7th portal	0 (exit only)
West concourse	2 Officers
East concourse	2 Officers
Red Line Platform	2 Officers

WESTLAKE STATION

COMMAND
1 Sergeant

POSTING

North portal	1 Officer
South portal	1 Officer
Plaza/parking area	4 Officers
Mezzanine	2 Officers
Platform	2 Officers

DEPLOYMENT ON TRAINS

train 1	2 Officers
train 2	2 Officers

TACTICAL RESPONSE

Two Tactical Teams will be deployed during this event.
The teams are deployed as single units.

The teams will be deployed at Pershing Square Station during the Grand Opening ceremony. After the ceremony, the teams will move to the command post and remain on stand-by for deployment by the Event Commander. The Teams will be used for emergency response, selective enforcement and arrestee transportation.

TEAM 1

Team Commander	1 Sergeant
Team members	5 Officers

TEAM 2

Team Commander	1 Sergeant
Team Members	5 Officers

COMMAND AND CONTROL

Event Commander	1 Lieutenant
Event Commander Adjutant	1 Officer
Police/Transit Operations Liaison	1 Sergeant



5.0 COMMUNICATIONS PLAN



COMMUNICATION PLAN

INTRA-STATION

Within each Red Line station there will be communication between every level. Street level staff will be able to communicate with platform staff and mezzanine staff through hand-held radios. There will be four radios available for use at each Red Line station. Each station's Crowd Control Station Manager and Assistant Managers will each be issued a radio. A total of 22 hand-held radios with ear pieces will be in use. Each of these units has eight programmable channels. All hand-held radios will be programmed for a specific channel according to station assignments. Each channel will be on a different frequency. A portable radio wave repeater will be used at each of the five stations to enhance both transmission and reception. These repeaters will be located on entrance mezzanines of each station. A portable battery charger will be available at the EMP of each station.

Each Red Line station will have a channel assigned to it. They are as follows:

<u>STATION</u>	<u>CHANNEL</u>
Union Station	1
Civic Center	2
Pershing Square	3
Metro Center	4
Westlake/MacArthur Park	5

Transportation Operations Supervisors (TOS) will be responsible for communications from the Emergency maintenance Panel (EMP) a TOS will be located at each EMP and will not leave this area.

Crowd Control Managers and Assistant Managers will use the P-Tel system which directly connects to the Crowd Control Communications Coordinator (CCCC) at the Central Control Facility (CCF). Any information concerning crowd control will be given to the CCCC at

the CCF to relay to the appropriate station. The P-Tel system is activated by pushing a button and speaking into the speaker. There is no dialing necessary. All P-Tel's are clearly labelled in each station.

TRANSIT POLICE/RAIL MAINTENANCE

Both Transit Police and Rail Maintenance will use their own radio channels. These channels will be for Transit Police and Rail Maintenance use only.

There are also telephones located on each platform in a cabinet along with fire hoses and fire extinguishers. These telephones, which are directly linked to the CCF, are for use only when there is an emergency in the station. These telephones are to be used only by the Crowd Control Station Manager and Assistant Manager in charge of that level.

PASSENGER INFORMATION

There are also passenger information telephones located at each station. Passengers may pick up the telephone and request information concerning connecting bus lines.

PUBLIC PAY TELEPHONES

Pay telephones are also located throughout each station. These telephones are located on the mezzanine level.

METRO RED LINE (MOS-1)
OPENING WEEKEND
COMMUNICATIONS PLAN

INTRA-STATION

- Hand held radio using a small repeater at the mezzanine level will be used in each station for communications between the Station Manager and Assistant Managers.
- Four radios will be assigned to each station. These radios are to be given to the Station Manager and to the Assistant Managers responsible for each level (platform, mezzanine and surface).
- Each station will use a separate channel as designated below:

Union Station	-	1
Civic Center	-	2
Pershing square	-	3
Metro Center	-	4
Westlake	-	5

STATION-TO-CCF

- Each station will have a designated E-Tele location identified as the primary communications link to the Crowd Control Center at CCF.
- Mike Sieckert and Teresa Franks will be in charge of the Crowd Control Center.
- The designated E-Teles are as follows:

STATION	NUMBER	LOCATION
Union Station	21-161	West mezzanine, next to the EMP on the west wall.
Civic Center	21-235	South mezzanine, on the east wall over the AL track.
Pershing Square	21-320	South mezzanine, next to the fire phone on the west wall.
Metro Center	21-462	West mezzanine, on the north wall. This is the small passenger assistance phone near the EMP.
Westlake	21-528	West mezzanine, on the south wall near the elevator.

- These E-Teles can be used for two way communications with the Crowd Control Center at CCF. As a back up, the regular phone number for the CCC is (310) 973-5275.
- Station to Station communications is also possible using this system. It does require that the initiator of the call use the regular phone in the EMP or Fire phone console and push the numbers for the desired station.



6.0 SAFETY PLAN

PRIMARY EVACUATION ROUTES

SECONDARY EVACUATION ROUTES



"



METRO RED LINE STATION - SAFETY FEATURES:

- * **FIRE DETECTION SYSTEMS** - Smoke Detectors, Fire Alarms, Flow Alarms, Halon Annunciation, etc.
- * **FIRE SUPPRESSION SYSTEMS** - Sprinklers, Halon Discharge, Undercar Deluge, Wet Standpipes, Fire Extinguishers, etc.
- * **FAILURE ALARMS** - Equipment Monitoring, Dampers, Fans, Pumps, etc.
- * **EMERGENCY VENTILATION** - Under Platform Exhaust, Station Exhaust, Emergency Tunnel Fans, Station Air, etc.
- * **GAS DETECTION** - Probes, Analyzers, Continuous Monitoring, etc.
- * **EMERGENCY TELEPHONES** - F-Teles, E-Teles, P-Teles, etc.
- * **REMOTE "PA" SYSTEM** - Continuous System Monitoring through SCADA and remote "PA" announcements by taped messages.
- * **INTRUSION DETECTION** - Continuous monitoring of all doors, etc. to non public areas.

RAIL SAFETY TIPS

METRO RED LINE

GENERAL RAIL SAFETY RULES:

- * DON'T RUN OR PLAY IN THE STATIONS.
- * DON'T EAT, DRINK, OR SMOKE ON THE METRO RAIL SYSTEM.
- * MAKE SURE YOU HAVE A VALID PROOF OF FARE PAYMENT.
- * FARES ARE REQUIRED ON THE TRAIN AND/OR PLATFORM.
- * FOR EMERGENCIES USE THE EMERGENCY INTERCOMS.

PLATFORM SAFETY RULES:

- * NEVER RUN FOR A TRAIN.
The next train will be along within minutes.
- * DON'T PLAY ON STATION PLATFORMS.
Station Platforms are places for people to meet trains and nothing else.

- ★ **STAND BACK FROM THE PLATFORM EDGE.**
 Trains arrive with considerable speed, so wait behind the black stone line.
- ★ **DON'T JUMP DOWN FROM THE PLATFORM.**
 If you drop something that you must retrieve, DON'T enter the trainway but call on the Station Emergency Intercom for assistance.
- ★ **DON'T ENTER THE TRAINWAY.**
 The gates at the ends of the platform are for rail employees only, do not walk past these gates into the track area.
- ★ **TRAINS DON'T ALWAYS USE THE ENTIRE PLATFORM.**
 Trains operate with 2, 4, & 6 cars. Therefore the platform is not always filled by the train.
- ★ **THE TRAIN WILL STOP IN THE CENTER OF THE PLATFORM.**
 Regardless of its length, the train will always stop in the center of the platform.

TRAIN SAFETY RULES:

- ★ **WHEN BOARDING AND LEAVING THE TRAIN MAKE SURE YOU AND YOUR PARTY GET ON OR OFF AS QUICKLY AS POSSIBLE.**
 If you have small children, make sure they board or leave the train before you do.

- * **WHEN BOARDING OR LEAVING THE TRAIN, WATCH THE GAP.**
At stations, there is a small gap between the platform edge and the train's floor at each door which must be stepped over.

- * **AS SOON AS YOU BOARD THE TRAIN, FIND A SEAT OR HOLD TIGHTLY TO THE HAND RAILS.**
The trains accelerate quickly away from a station and decelerate rapidly when coming into a station which may cause you to lose your balance if not seated or holding on.

- * **WHEN ON THE TRAIN DO NOT WALK BETWEEN THE RAIL CARS USING THE END DOORS.**
The end doors between the Metro Red Line Rail Cars are to be used for emergency evacuation only. The End Doors should be used only when the train is stopped and the passengers have been directed to do so by the Train Operator.

- * **IF AN EMERGENCY OCCURS ON THE TRAIN, USE THE TRAINS' EMERGENCY INTERCOM TO CONTACT THE TRAIN OPERATOR FOR ASSISTANCE.**
There are Emergency Train Intercoms in each car which you must push and then talk into, to inform the Train Operator of the emergency and where you are in the train.

- * **IF AN EMERGENCY DOES OCCUR WHILE ON THE TRAIN, DO NOT PANIC OR LEAVE THE TRAIN.**
Each train is equipped with a trained Operator to keep you safety while on the train.

- * **IF AN EMERGENCY DOES OCCUR WHILE ON THE TRAIN, LISTEN FOR INSTRUCTIONS FROM THE TRAIN OPERATOR.**
The Train Operator will provide information as to the problem or delay and what action is required.

- * **IF EVACUATION OF A TRAIN IN THE TUNNEL IS REQUIRED, DO SO ONLY AFTER RECEIVING INSTRUCTIONS FROM THE TRAIN OPERATOR.**

Because of the hazards in the tunnel, the Train Operator must ensure the way is safe and then direct you in the proper method to evacuate and receive emergency assistance.

- * **IF EVACUATION OF A TRAIN IN THE TUNNEL IS REQUIRED, DO NOT TAKE STROLLERS, BICYCLES, WHEELCHAIRS ETC.**

To expedite the evacuation, strollers, bicycles, carts, wheelchairs, etc. shall be left on the train. Babies and handicapped people shall be carried or assisted off the train.

EARTHQUAKE SAFETY RULES:

- * **IF AN EARTHQUAKE SHOULD OCCUR WHEN IN THE TUNNEL OR ON A TRAIN, REMAIN CALM AND STAY IN THE TRAIN OR STATION.**

The Metro Red Line System has been designed for earthquakes and the safest place is on a train or in a station. Do not try to vacate a Station during an earthquake or when the shaking stops, glass or debris may be still falling on the street level.

- * **IF YOU ARE IN AN UNDERGROUND STATION WHEN THE SHAKING STOPS, REMAIN CALM AND USE THE STATION EMERGENCY INTERCOM FOR ASSISTANCE.**

The Metro Red Line System is supported by professional rail staff. Upon notification, rail emergency staff will be dispatched to all stations to inspect and assist.

BLIND AND/OR SEEING IMPAIRED SAFETY RULES:

- * **ALWAYS STAND BEHIND THE PLATFORM EDGE.**
The metro red line platform edges are indicated by a rippled concrete indication.

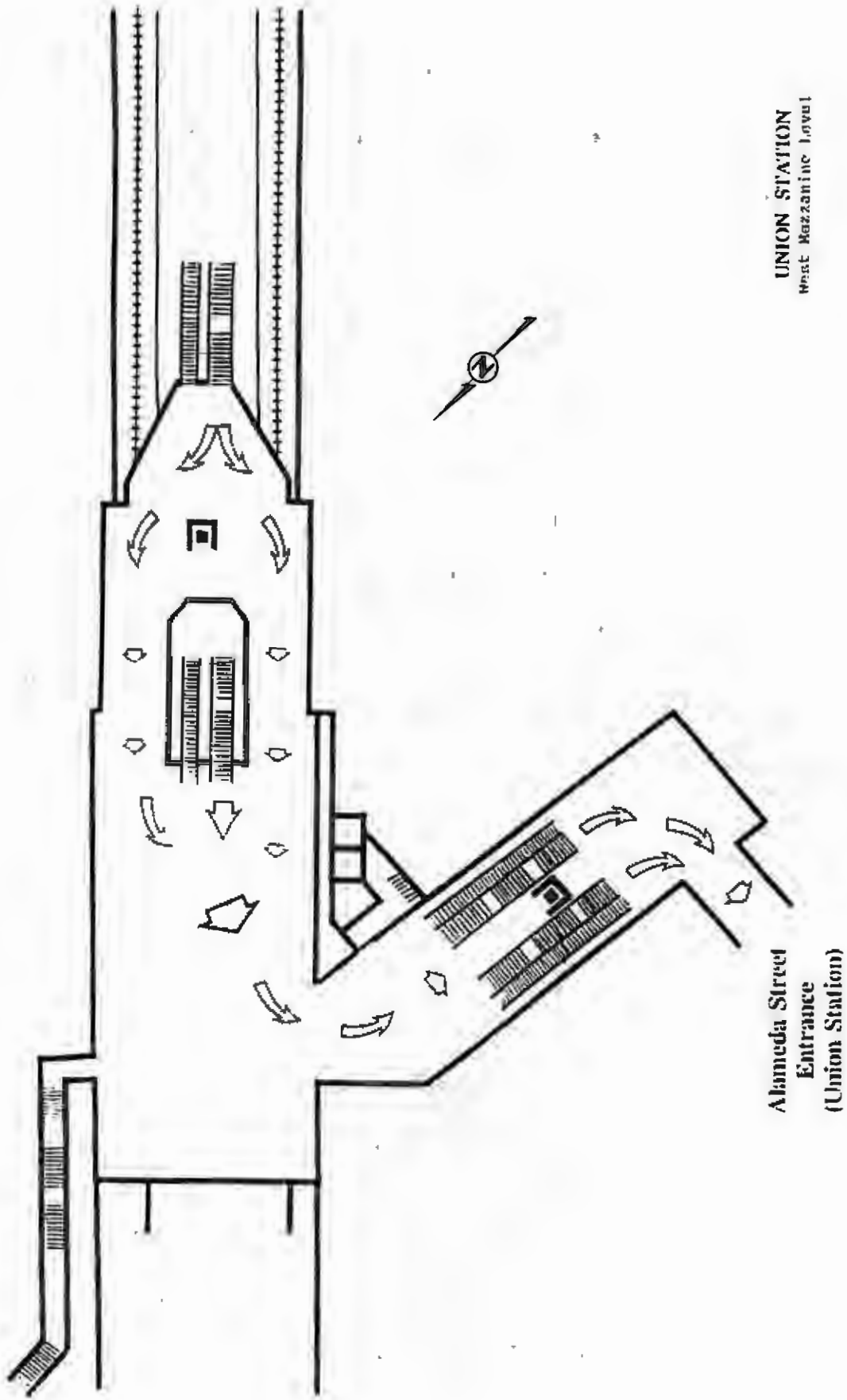
- * **TO BOARD A TRAIN MAKE SURE YOU ARE AT A PROPER DOORWAY.**
The Metro Red Line Trains have openings between cars which must be checked before stepping and falling in these areas. The blind or seeing impaired should check the opening size to determine that the opening is a proper train accessway. Another check once the train has stopped could be to use your cane in the gap until you contact the door sill which protrudes from the car body to minimize the gap dimension.

- * **TO LEAVE A TRAIN MAKE SURE TO MIND THE GAP.**
The Metro Rail System has a nominal gap between the Car Floor and the Platform edge. Be mindful of this when exiting the train so as not to fall or trip with your cane.

- * **IF YOU ACCIDENTLY FALL INTO THE TRACKWAY FROM A PLATFORM.**
Forget about your metallic cane, stand up if possible and **DON'T** move . Call to people on the platform and direct them to the Station Emergency Intercom located by the fire hose cabinets at the ends of the platform or on the fire hose cabinet near the center of the platform and call for assistance.

EMERGENCY PLAN

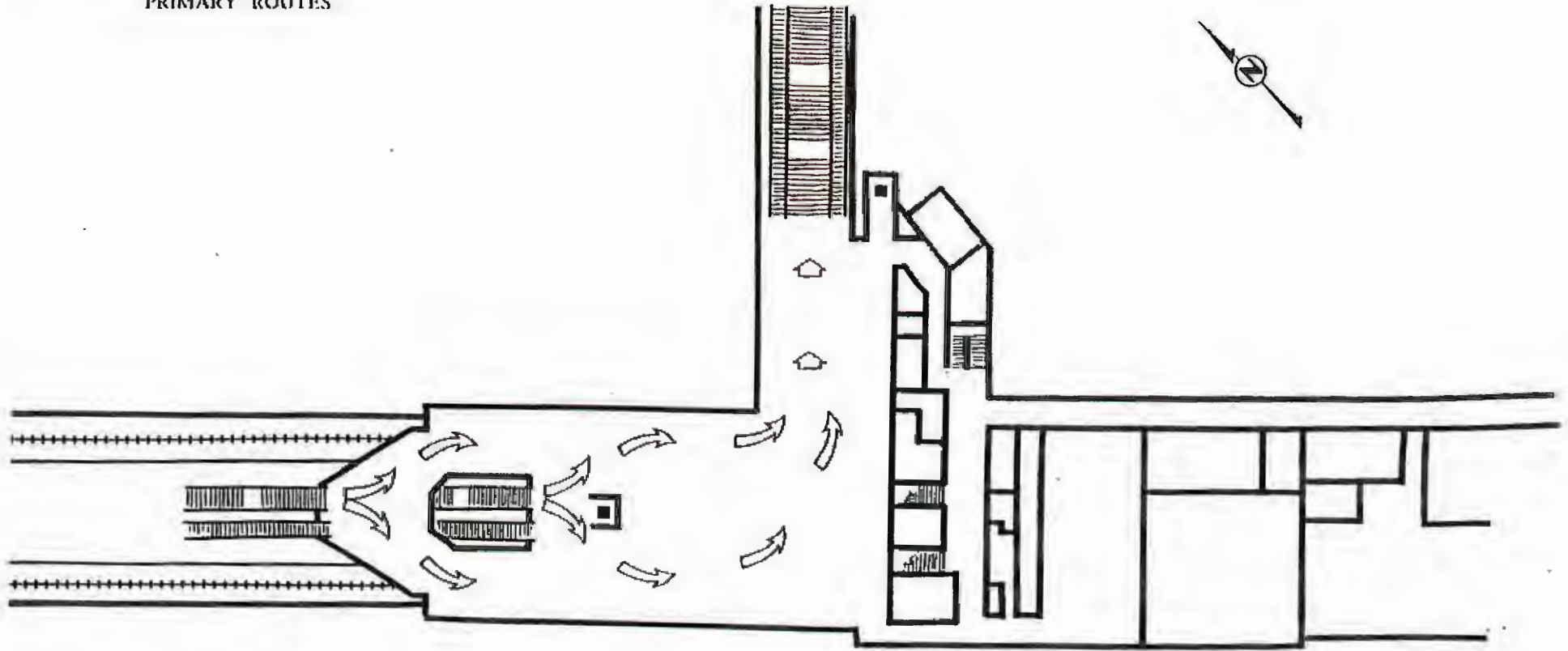
PRIMARY ROUTES



EMERGENCY PLAN

PRIMARY ROUTES

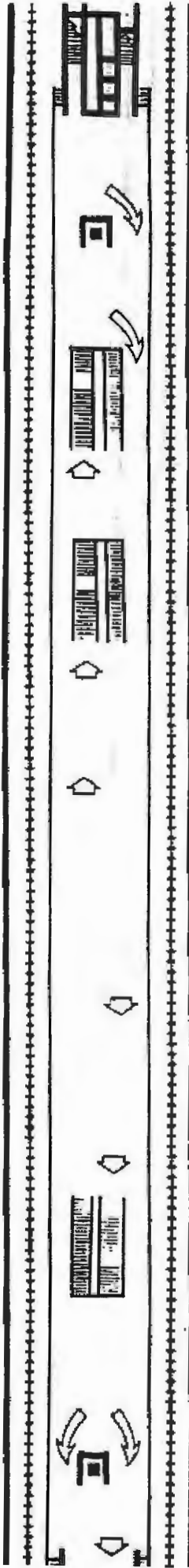
Vignes Street
Entrance



UNION STATION
East Mezzanine Level

EMERGENCY PLAN

PRIMARY ROUTES



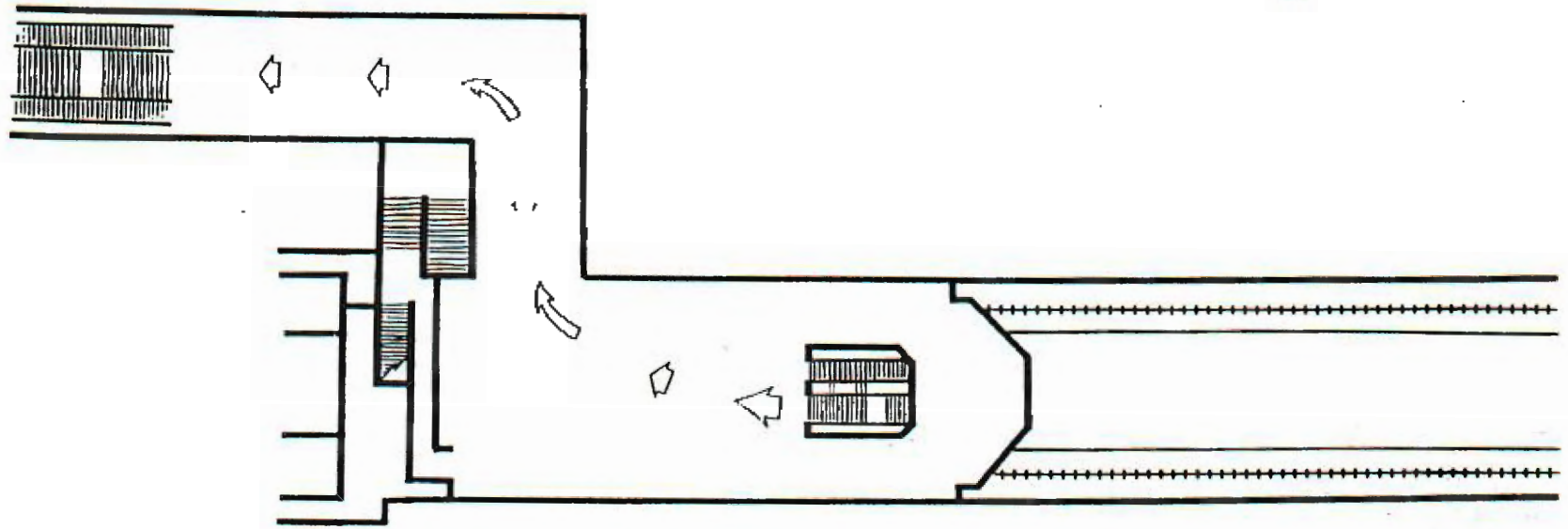
UNION STATION
Platform Level

EMERGENCY PLAN

PRIMARY ROUTES



South-West Corner
1st Street & Hill Street



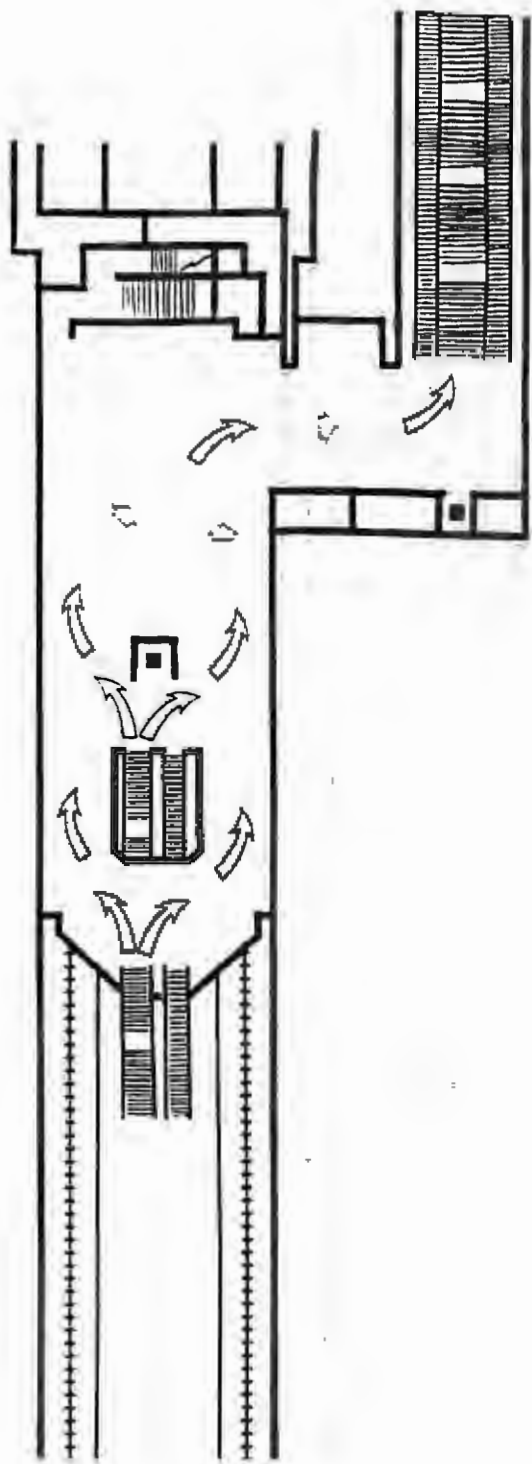
CIVIC CENTER STATION
West Mezzanine Level

6-10



EMERGENCY PLAN

PRIMARY ROUTES

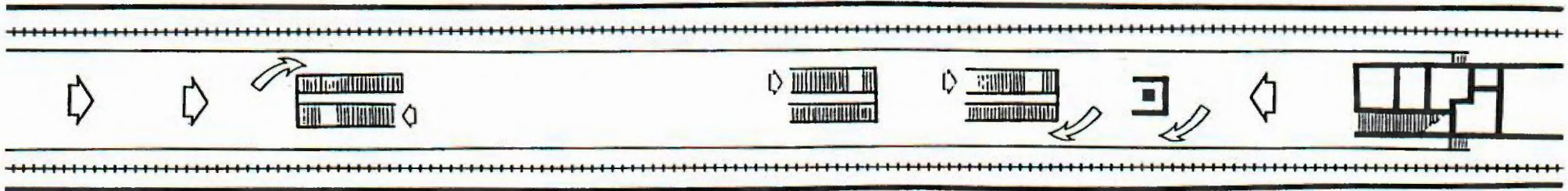


East Side of Hill Street
(opposite Hall of
Administration Bldg.)

CIVIC CENTER STATION
East Mezzanine Level

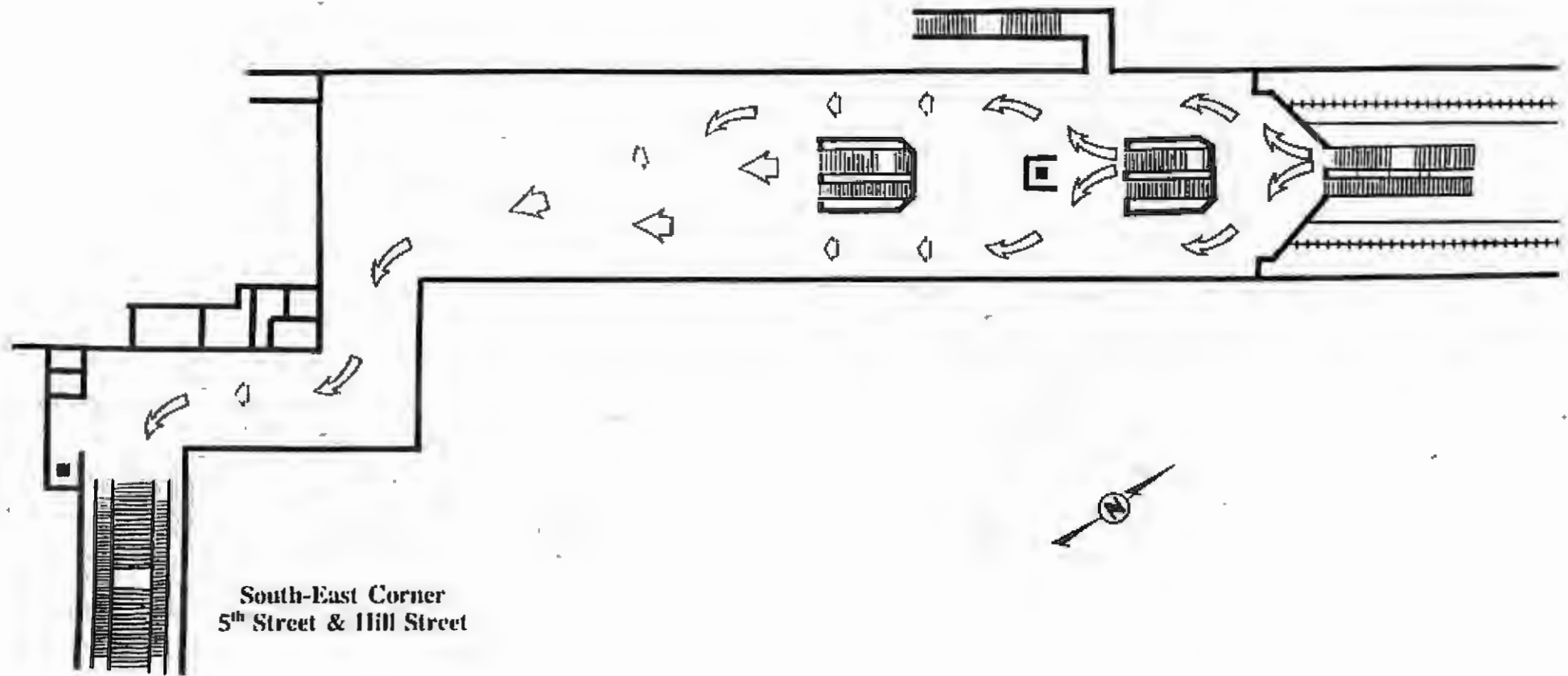
EMERGENCY PLAN

PRIMARY ROUTES



CIVIC CENTER STATION
Platform Level

EMERGENCY PLAN
PRIMARY ROUTES



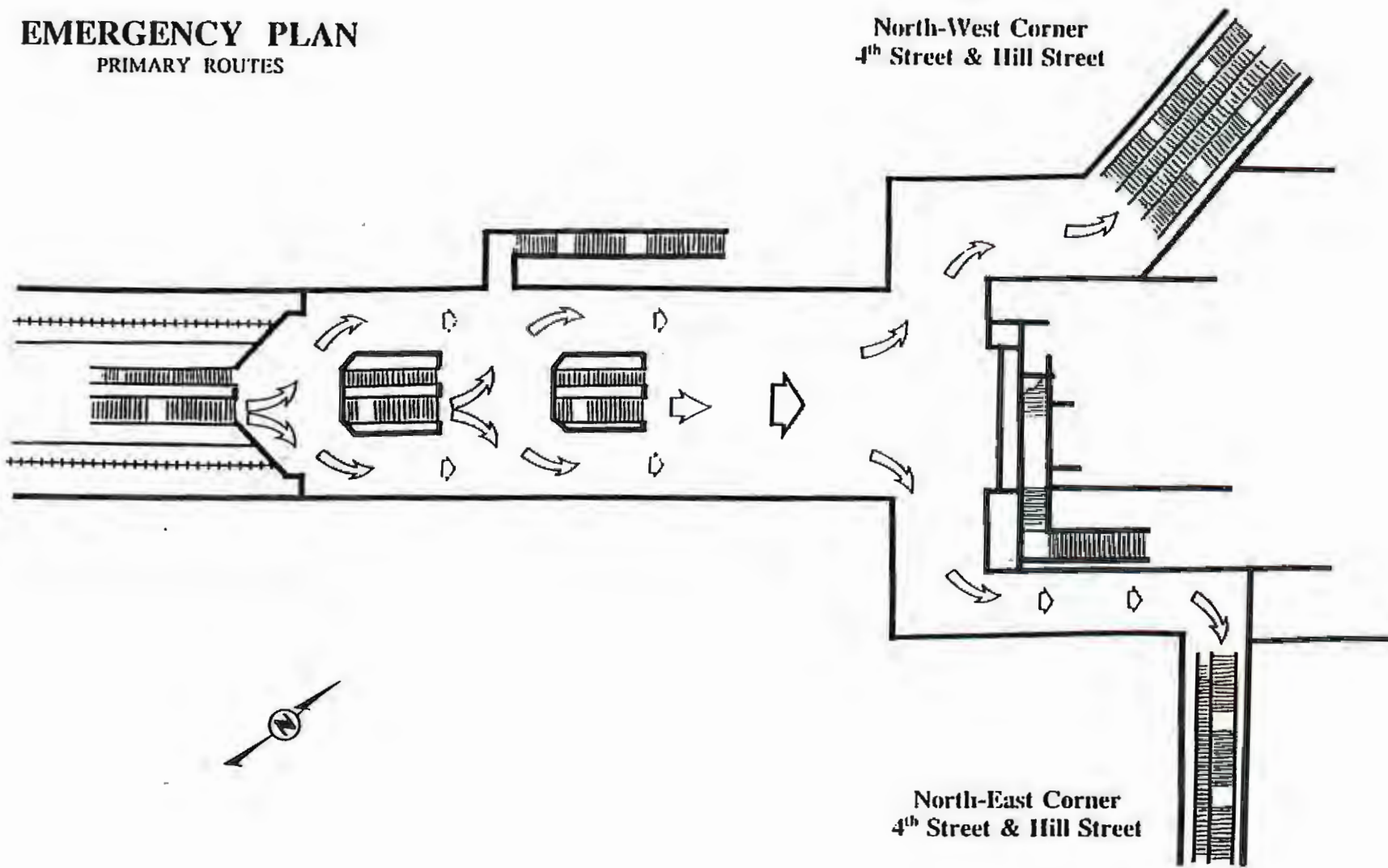
South-East Corner
5th Street & Hill Street

PERSHING SQUARE STATION
West Mezzanine level

EMERGENCY PLAN

PRIMARY ROUTES

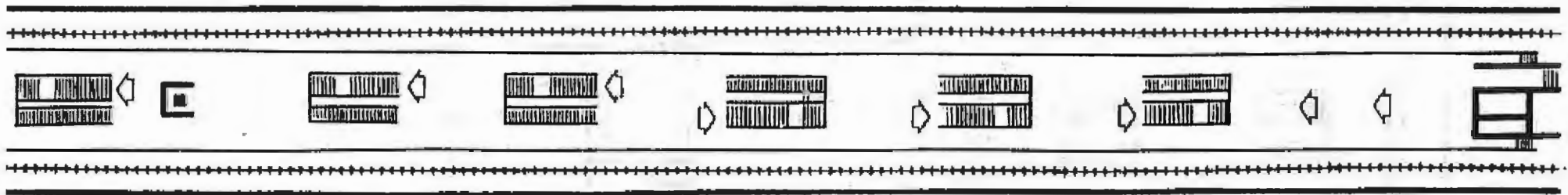
North-West Corner
4th Street & Hill Street



North-East Corner
4th Street & Hill Street

PERSHING SQUARE STATION
East Mezzanine Level

EMERGENCY PLAN
PRIMARY ROUTES

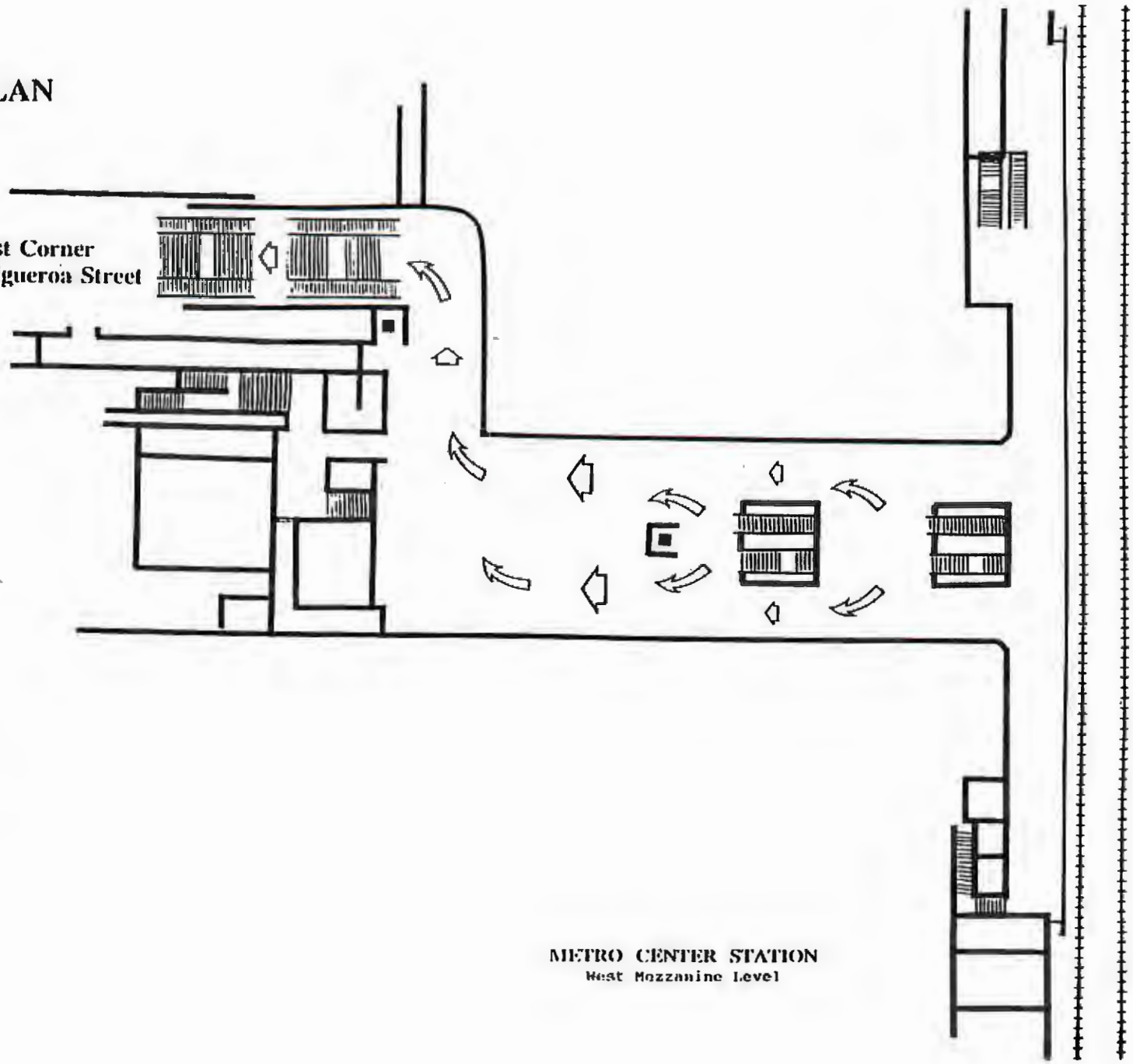


PERSHING SQUARE STATION
Platform Level

EMERGENCY PLAN

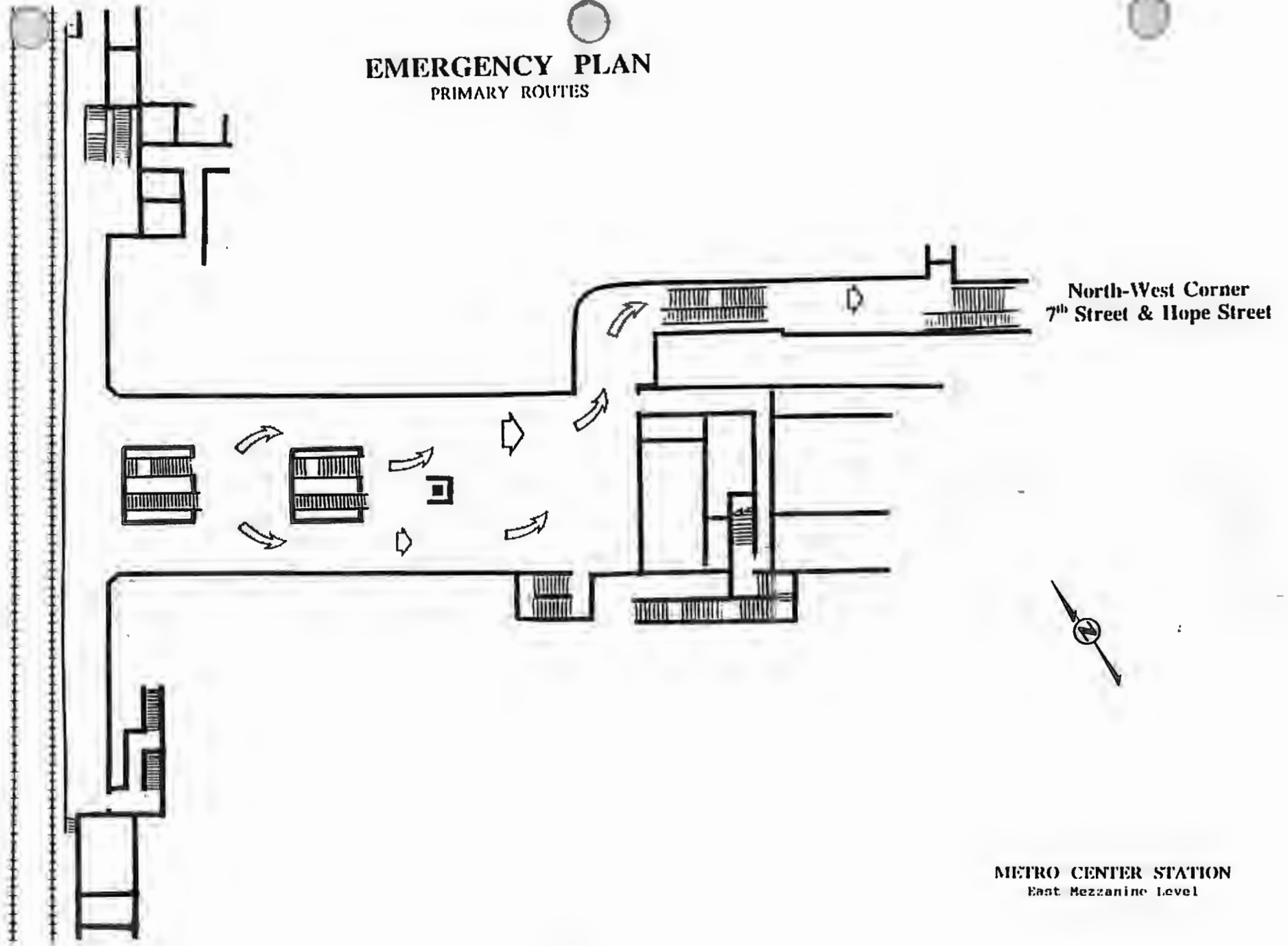
PRIMARY ROUTES

North-East Corner
7th Street & Figueroa Street



METRO CENTER STATION
West Mezzanine Level

EMERGENCY PLAN
PRIMARY ROUTES

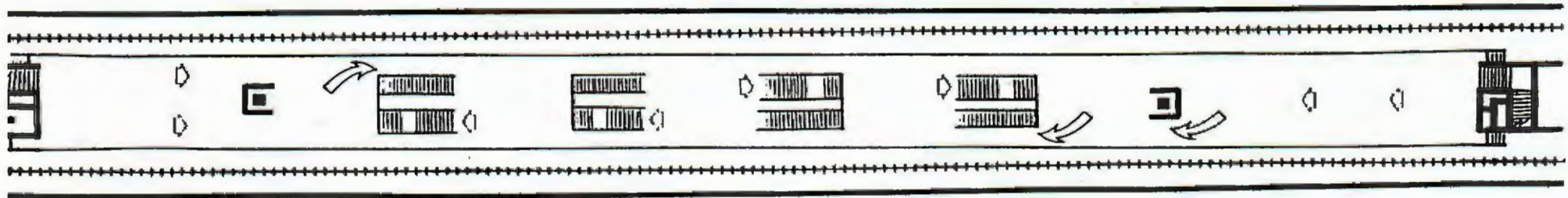


North-West Corner
7th Street & Hope Street

METRO CENTER STATION
East Mezzanine Level

EMERGENCY PLAN

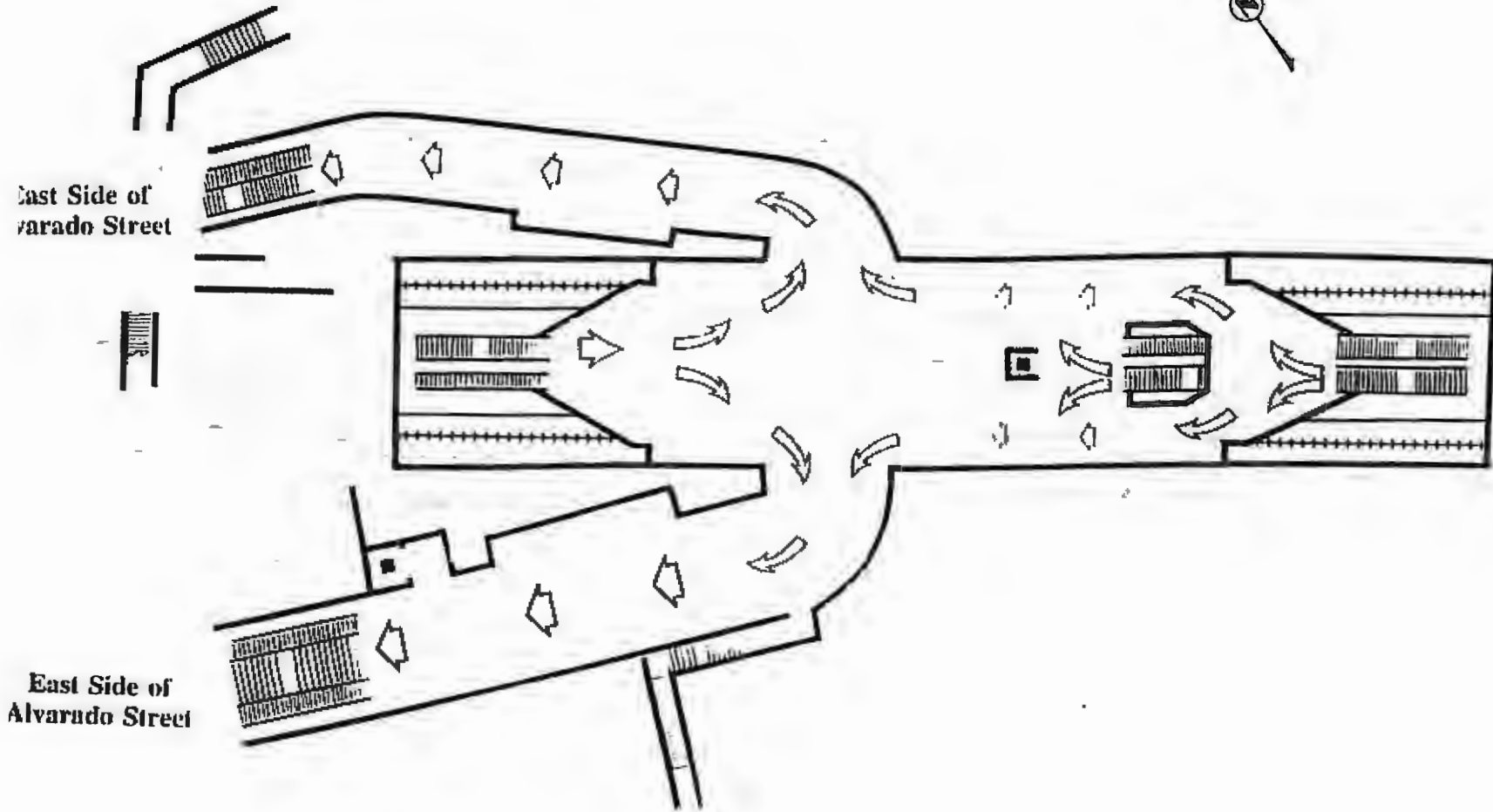
PRIMARY ROUTES



METRO CENTER STATION
Platform Level

EMERGENCY PLAN

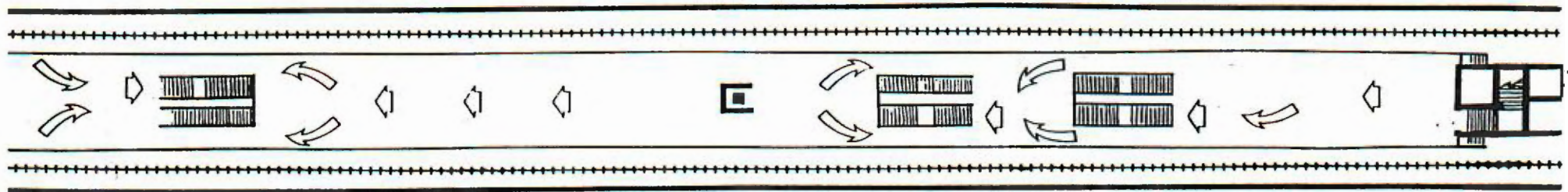
PRIMARY ROUTES



WESTLAKE STATION
West Mezzanine level

EMERGENCY PLAN

PRIMARY ROUTES

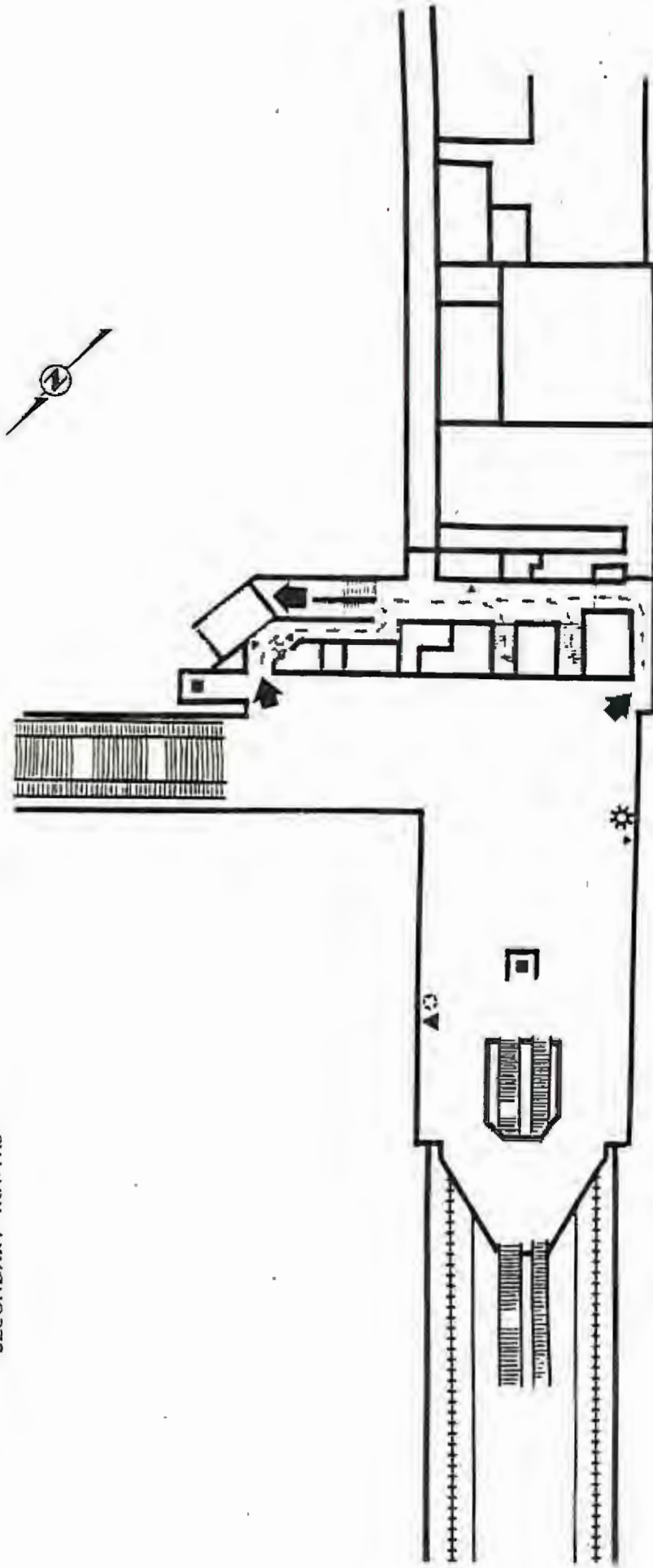


WESTLAKE STATION
Platform Level



EMERGENCY PLAN

SECONDARY ROUTES



LEGEND

- ☼ - F-Tel
- ☼ - P-A
- ▼ - E-Tel
- - Public Pay Phone
- ⊙ - Fire Extinguisher

UNION STATION
East Mezzanine Level



EMERGENCY PLAN


SECONDARY ROUTES



LEGEND

- ⊕ - Fire Extinguisher
- ▼ - E-Val

AR TRACK



AL TRACK

EXIT TO
ALAMEDA STREET

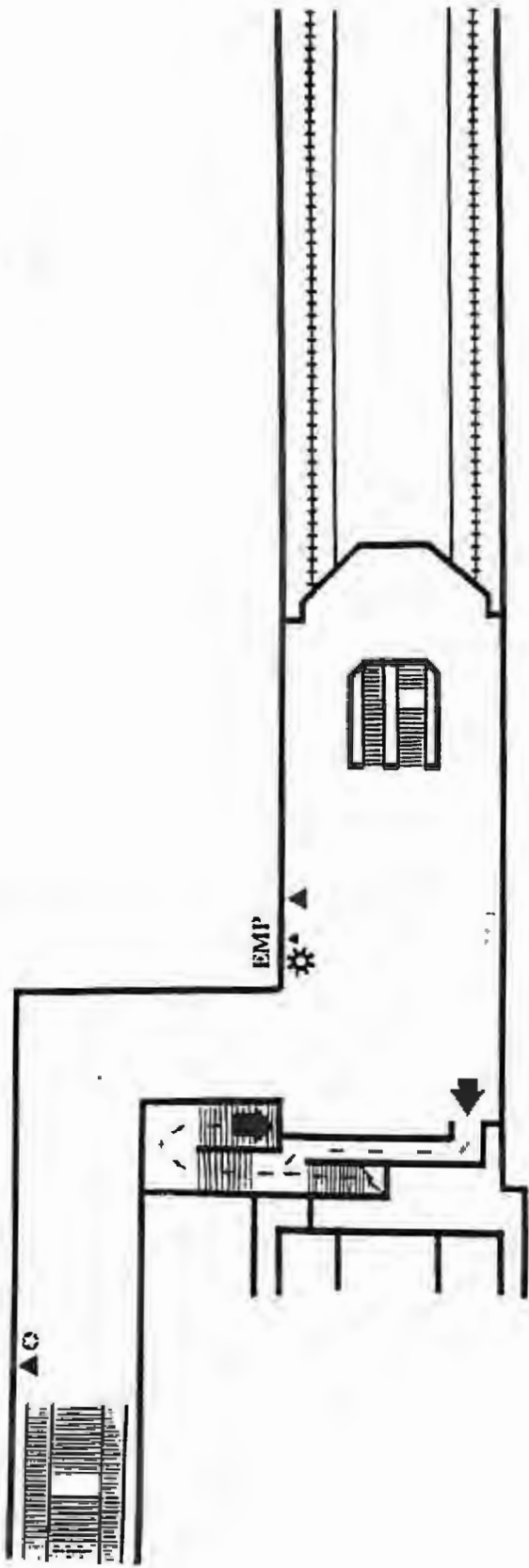
EXIT TO
VIGNES STREET

UNION STATION
Platform Level



EMERGENCY PLAN

SECONDARY ROUTES



LEGEND

- ★ - E-Tel
- ▼ - P-A
- - E-Tel
- - Public Pay Phone
- ⊙ - Fire Extinguisher

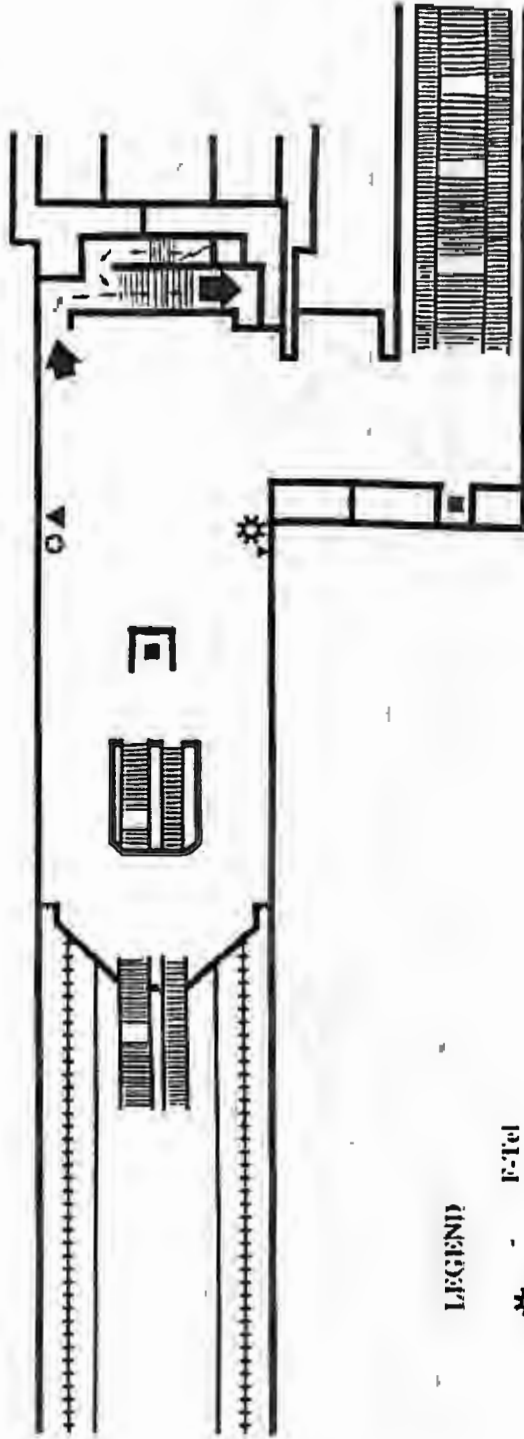
CIVIC CENTER STATION
West Mezzanine Level



RTD

EMERGENCY PLAN

SECONDARY ROUTES



LEGEND

- ☼ - E-Tel
- ☼ - P-A
- ▼ - E-Tel
- - Public Pay Phone
- ☼ - Fire Extinguisher

CIVIC CENTER STATION
East Mezzanine Level



EMERGENCY PLAN

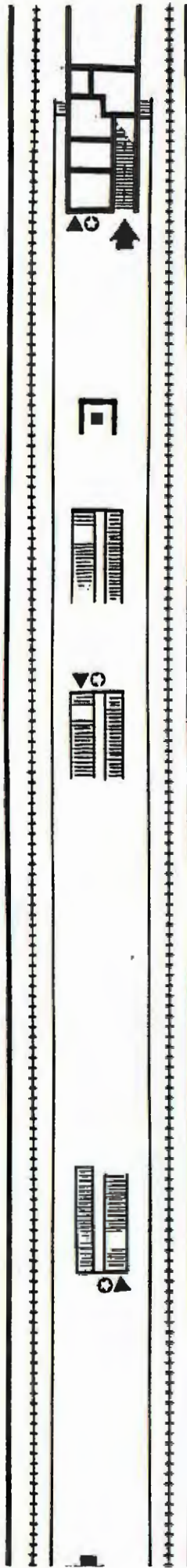
SECONDARY ROUTES



LEGEND

- ⊕ Fire Extinguisher
- ▼ E-Tel

AR TRACK



AL TRACK

EXIT TO
1ST STREET ←

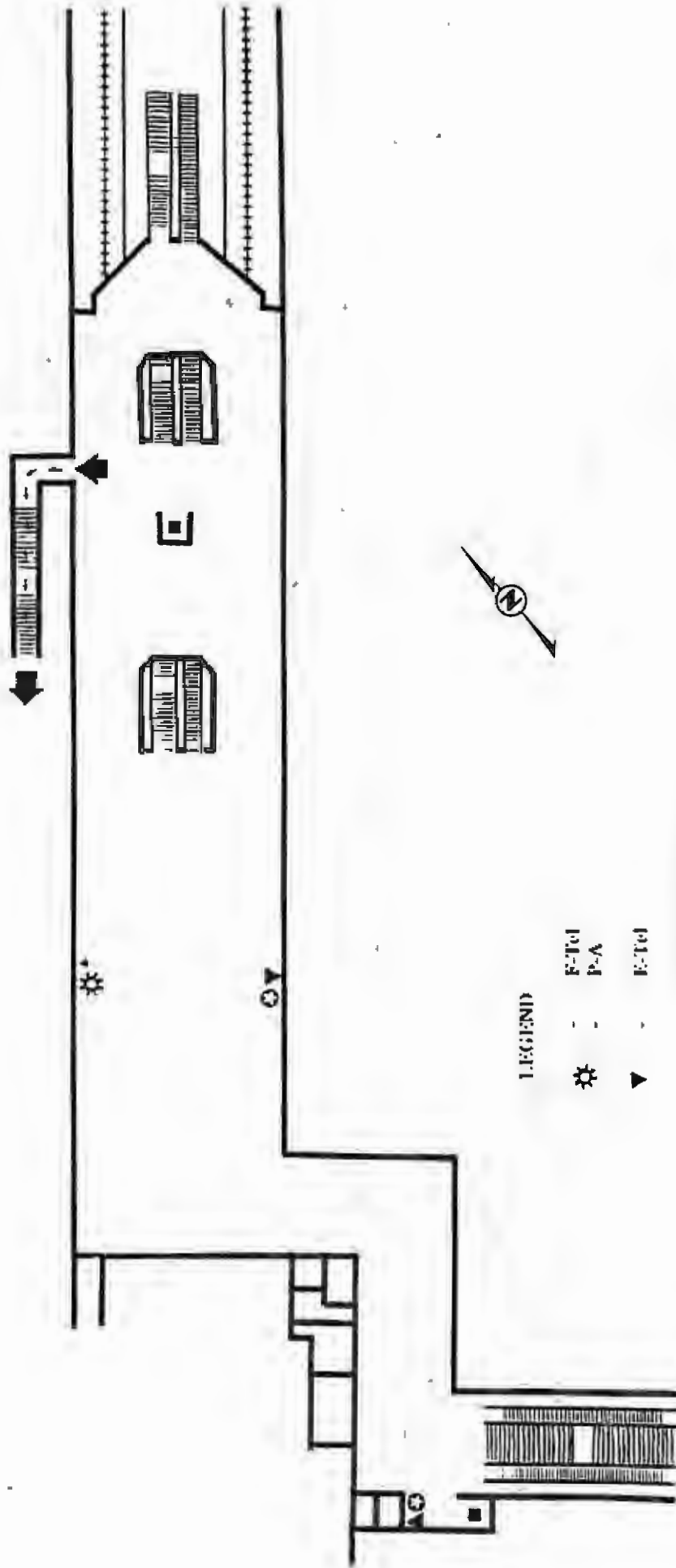
EXIT TO
TEMPLE STREET →

CIVIC CENTER STATION
Platform Level



EMERGENCY PLAN

SECONDARY ROUTES



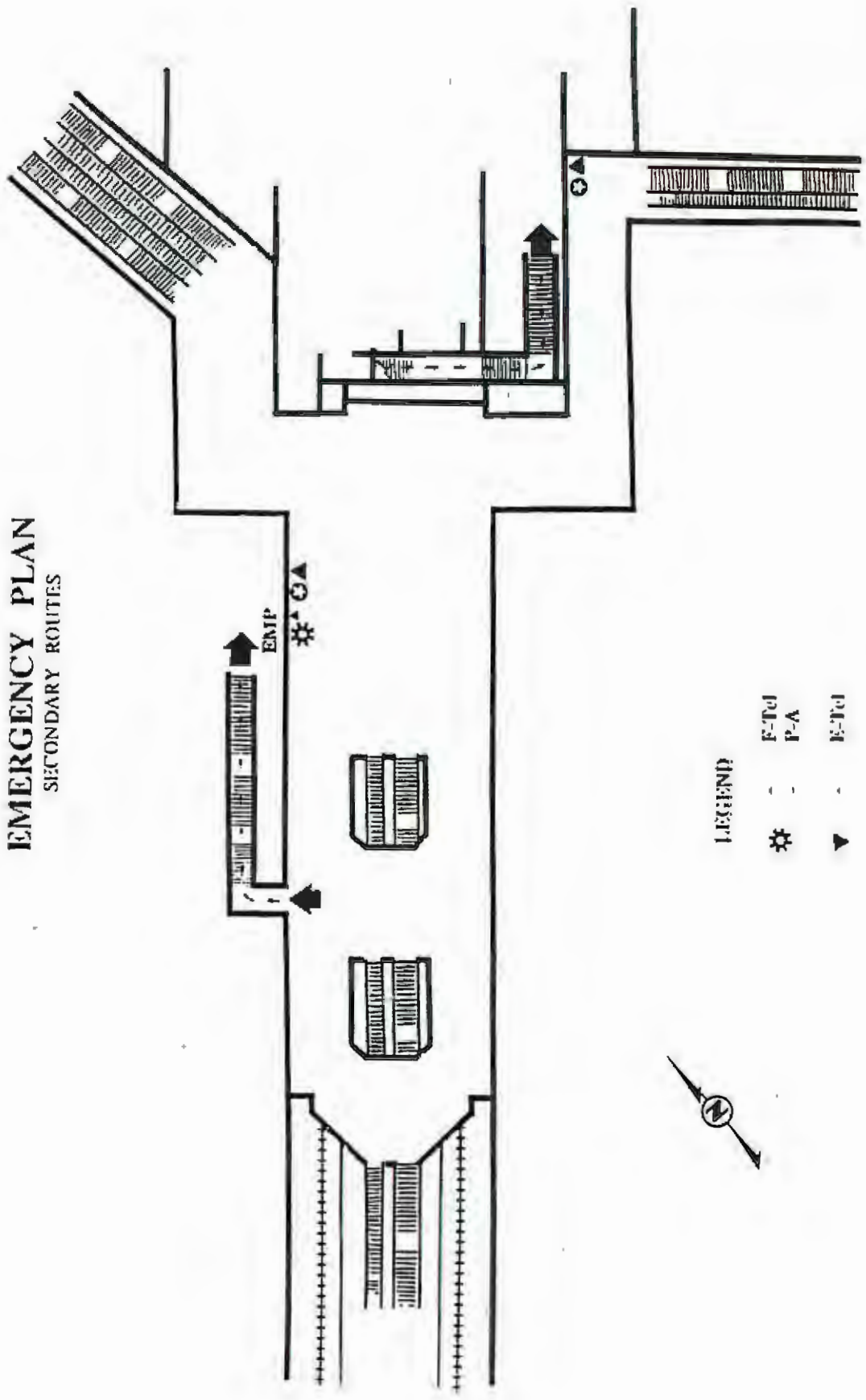
LEGEND

- ☼ - Fire Alarm
- ▼ - Fire Extinguisher
- ☎ - Public Pay Phone
- ☎ - Fire Extinguisher

PERSHING SQUARE STATION
West Mezzanine Level



EMERGENCY PLAN SECONDARY ROUTES



LEGEND

- ☼ E-Tel
- ☼ P-A
- ▼ E-Tel
- ☉ Public Pay Phone
- ☉ Fire Extinguisher

PERSHING SQUARE STATION
East Mezzanine Level



EMERGENCY PLAN


SECONDARY ROUTES



LEGEND

-  Fire Extinguisher
-  E-Tel

AR TRACK



AI TRACK

EXIT TO STREET

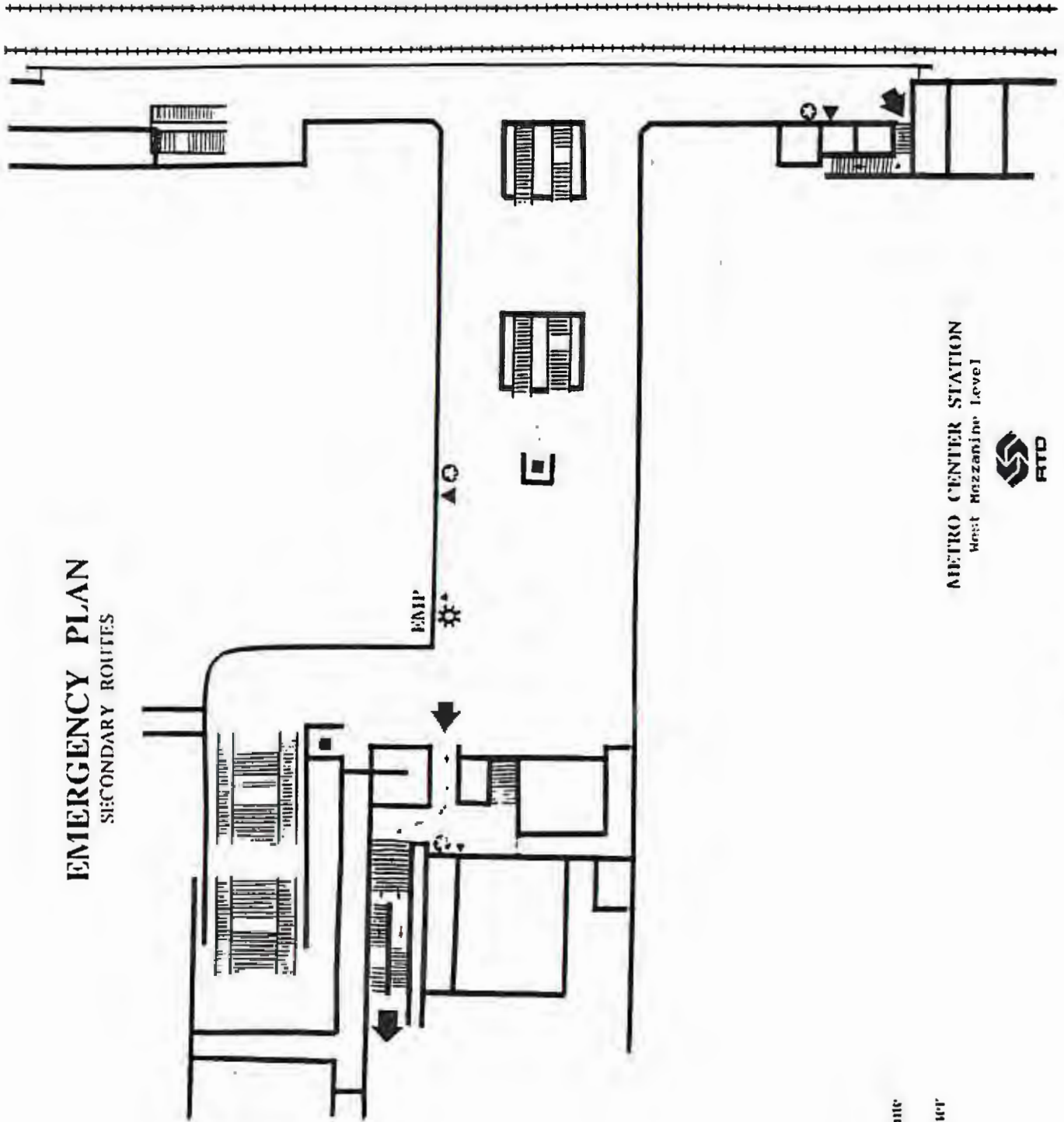
EXIT TO PERSHING SQUARE

PERSHING SQUARE STATION
Platform Level



EMERGENCY PLAN

SECONDARY ROUTES



LEGEND

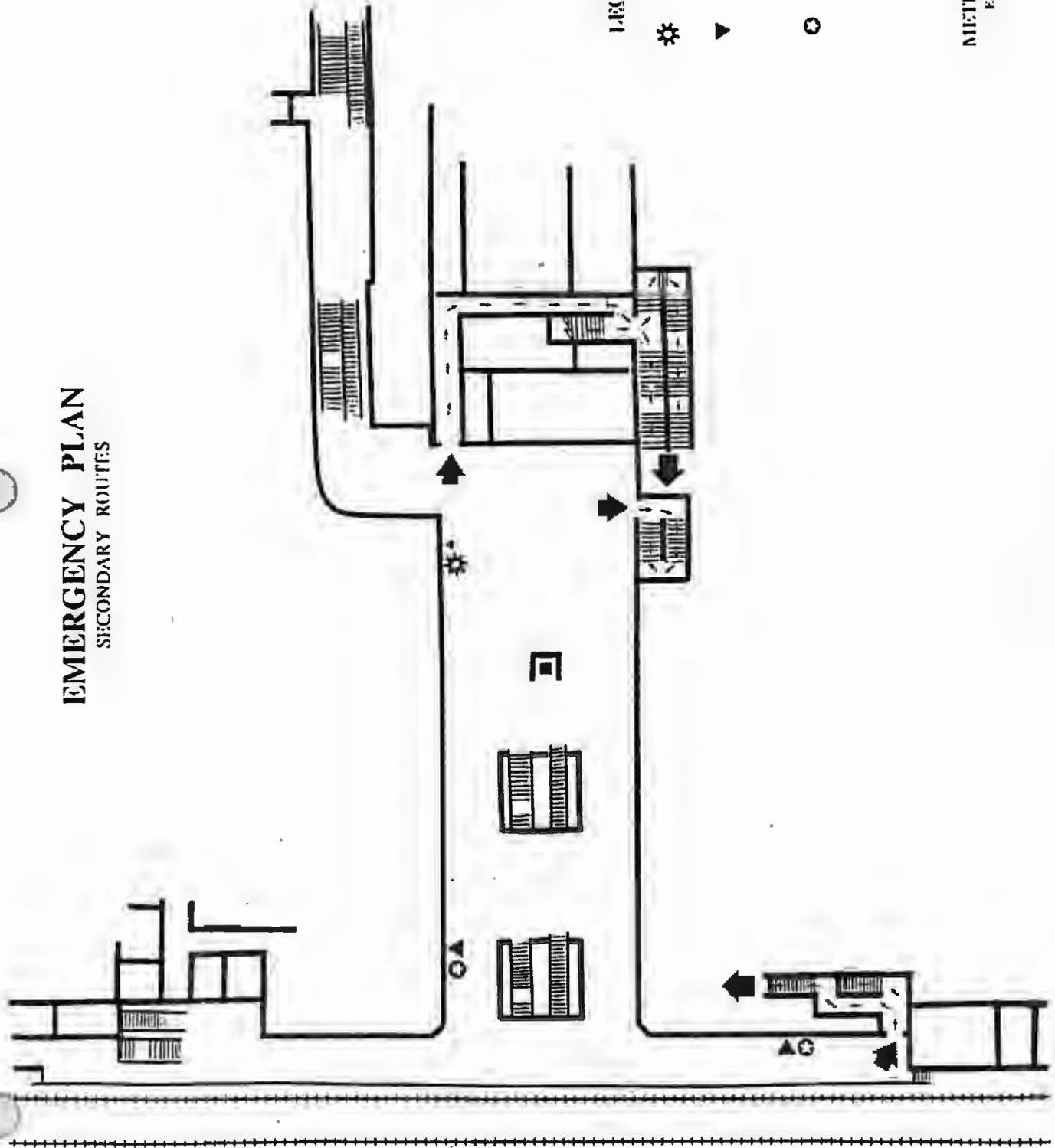
- ⚙ - E-Tel
- ◻ - P-A
- ▼ - E-Tel
- ◉ - Public Pay Phone
- ⊙ - Fire Extinguisher

METRO CENTER STATION
West Mezzanine Level



EMERGENCY PLAN

SECONDARY ROUTES



LEGEND

- ⚙ E-Tel
- ▾ P-A
- ⊙* Fire Extinguisher
- ⊙ Public Pay Phone

METRO CENTER STATION
East Mezzan Level



EMERGENCY PLAN


SECONDARY ROUTES



LEGEND

- ⊕ Fire Extinguisher
- ▼ E-Tel

AR TRACK



AL TRACK

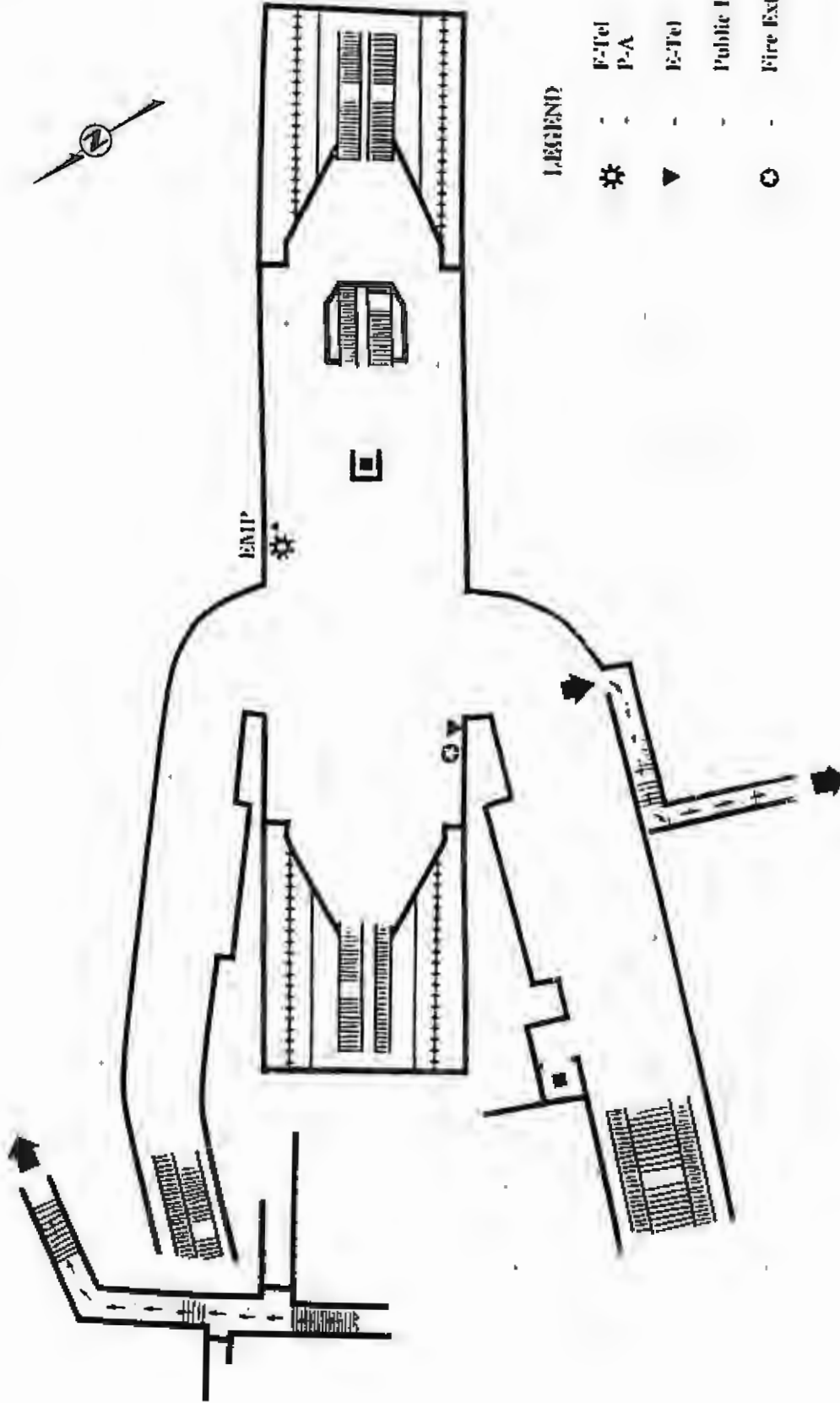
EXIT TO
FIGUEROA ST./METRO BLUE
LINE

EXIT TO
HOPE STREET/METRO BLUE
LINE

METRO CENTER STATION
Platform Level



EMERGENCY PLAN SECONDARY ROUTES



LEGEND


- * - F-Tel
- * - P-A
- ▼ - E-Tel
- - Public Pay Phone
- - Fire Extinguisher

WESTLAKE STATION
West Mezzanine Level



EMERGENCY PLAN

SECONDARY ROUTES



LEGEND

- # - F-Tel
- - P-A
- ▼ - E-Tel
- - Public Pay Phone
- ⊙ - Fire Extinguisher

WESTLAKE STATION
East Mezzanine level



C



EMERGENCY PLAN


SECONDARY ROUTES



LEGEND

- ⊙ : Fire Extinguisher
- ▼ : E-Tel

AR TRACK



AL TRACK

WESTLAKE STATION
Platform Level





7.0 SIGNAGE PLAN



SIGNAGE

SUMMARY OF SIGNS PER STATION

SIGN TYPE	NUMBER OF SIGNS PER STATION					SIGNS
	WESTLAKE 7TH/METRO	PERSHING	CIVIC	UNION		
A	1	1	1	1		4
B	3		2	1		6
C	1	1	1	1		4
D	1	1	1	1		4
E	1	1		1		3
F	3	4	4	3	3	17
G	2	3	4	3	2	14
H *	1	1	1	1	1	5
I	1		3			4
J	1			1		2
K	1	2	2	3	1	9
L	3			2		5
M	2					2
N	2			1		3
O *	3	3	3	3	3	15
P		2				2
Q		1				1
R		1				1
S		1				1
T			1			1
U		4				4
V		2				2
W				1		1
X		1				1
Y		1				1
Z			1			1
AA			1			1
BB				1		1
CC				1		1
DD	2	4	6	4	2	18
EE	3	6	4	3	4	20
FF	2	6	4	3	4	19
GG *	3	3	3	3	3	15
HH *	1	3	2	2	2	10
II *	1	2	1	1	1	6
JJ *		2				2
KK		6				6
LL *	1	1	1	1	1	5
BLANKS						
EASELS *	4	4	3	6	3	20
Sign Stands	2	2	2			6

* May not be specifically assigned to a location; if not, use as necessary.
 NOTE: One each of signs "DD" and "FF" are already at Union Station.



..



20x25 OR STANDARD

SIGNAGE

QIAN

A	WELCOME TO THE RED LINE! FREE RIDES	↑	BIENVENIDOS A LA LINEA ROJA VIAJES GRATIS	4
B	LINE FOR FREE RIDES	↑	LINEA PARA VIAJES GRATIS	6
C	APPROXIMATE 60 MINUTE WAIT FROM THIS POINT. FOR YOUR SAFETY, PLEASE DO NOT CROWD		ESPERA DE CASI 60 MINUTOS DESDE ESTE PUNTO. PARA SU SEGURIDAD, FAVOR DE NO APIÑARSE	4
D	APPROXIMATE 30 MINUTE WAIT FROM THIS POINT		ESPERA DE CASI 30 MINUTOS DESDE ESTE PUNTO	4
E	APPROXIMATE 20 MINUTE WAIT FROM THIS POINT		ESPERA DE CASI 20 MINUTOS DESDE ESTE PUNTO	3
F	BEFORE BOARDING TRAIN, PLEASE ALLOW ARRIVING RIDERS TO EXIT		POR FAVOR PERMITA QUE SALGAN LOS PASAJEROS QUE LLEGAN ANTES DE ENTRAR AL TREN	17
G	TRAIN EXPECTED EVERY 10 MINUTES		SE ANTICIPA UN TREN CADA 10 MINUTOS	14
H	TO TRAIN		AL TREN	5
I	THANK YOU FOR RIDING THE RED LINE. FOR RETURN TRIP	↑	GRACIAS POR USAR LA LINEA ROJA. PARA VIAJE DE VUELTA	4

			QUANTITY
J	THANK YOU FOR RIDING THE RED LINE ← FOR RETURN TRAIN RIDE	GRACIAS POR USAR LA LINEA ROJA PARA VIAJE DE VUELTA	2
K	RED LINE EXIT ONLY	SALIDA SOLAMENTE	9
L	EXIT & LINE FOR RETURN TRIP ↑	SALIDA Y LINEA PARA VIAJE DE VUELTA	5
M	← EXIT & LINE FOR RETURN TRIP	SALIDA Y LINEA PARA VIAJE DE VUELTA	2
N	EXIT & LINE FOR RETURN TRIP	SALIDA Y LINEA PARA VIAJE DE VUELTA →	3
O	EXIT & LINE FOR RETURN TRIP	SALIDA Y LINEA PARA VIAJE DE VUELTA	15
P	TO RED LINE A LINEA ROJA ↙	TO BLUE LINE A LINEA AZUL ↗	2
Q	↑ TO RED LINE A LINEA ROJA	TO BLUE LINE A LINEA AZUL ↑	1
R	LINE FOR: ♦ WESTLAKE/McARTHUR PARK STATION ↑	LINE FOR: ♦ PERSHING SQUARE STATION ♦ CIVIC CENTER STATION ♦ UNION STATION ↗	1

Quini

S TO BLUE LINE
A LINEA AZUL



T LINE FOR:

- ◆ 7TH/METRO STATION
- ◆ WESTLAKE/McARTHUR PARK STATION



LINE FOR:

- ◆ CIVIC CENTER STATION
- ◆ UNION STATION



U RED LINE PASSENGERS, PLEASE
ENTER AT 7TH ST/FIGUEROA
ENTRANCE

PASAJEROS PARA LA LINEA ROJA
POR FAVOR USEN ENTRADA DE
7TH/FIGUEROA

4

V EXIT ONLY. RED LINE
PASSENGERS, PLEASE GO TO
ENTRANCE AT
7TH ST/FIGUEROA

SALIDA SOLAMENTE. PASAJEROS
PARA LA LINEA ROJA POR FAVOR
USEN ENTRADA DE
7TH/FIGUEROA

2

W LINE FOR:

- ◆ PERSHING SQUARE STATION
- ◆ 7TH/METRO STATION
- ◆ WESTLAKE/McARTHUR PARK STATION



LINE FOR:

- ◆ UNION STATION



X TO: ◆ PERSHING SQUARE STATION
◆ CIVIC CENTER STATION
◆ UNION STATION



Y TO: ◆ WESTLAKE/McARTHUR PARK
STATION



Qty

Z TO: ♦ CIVIC CENTER STATION ↑
♦ UNION STATION

1

AA TO: ♦ 7TH/METRO STATION ↑
♦ WESTLAKE/McARTHUR PARK STATION

1

BB TO: ♦ UNION STATION ↑

1

CC TO: ♦ PERSHING SQUARE STATION ↑
♦ 7TH/METRO STATION
♦ WESTLAKE/McARTHUR PARK STATION

1

DD EXIT ↑
SALIDA

18

EE EXIT ---
SALIDA

24

FF --- EXIT
SALIDA

19

GG EXIT
SALIDA

15

HH TO RED LINE

10

II ↑ TO RED LINE

6

JJ TO RED LINE

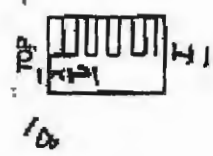
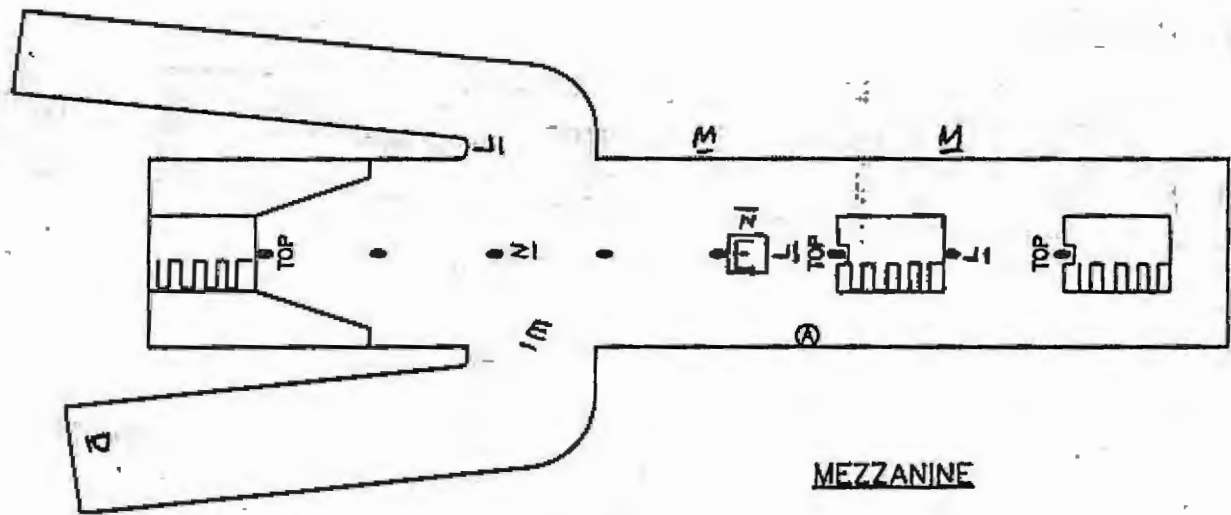
2

KK --- TO RED LINE

6

LL TO RED LINE ↗

5



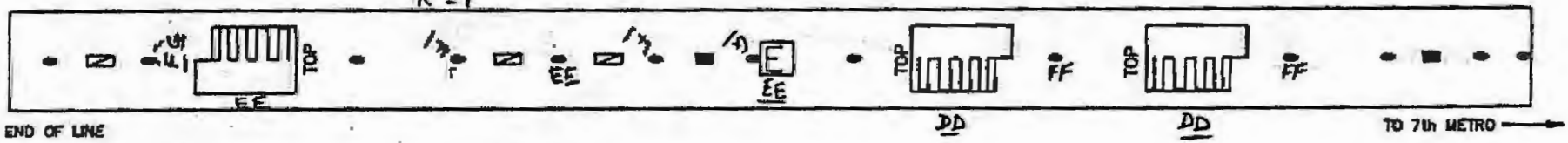
SURFACE

MEZZANINE

LEGEND

- PILLAR (4'x 2' OVAL)
- BENCH (8'x 3')
- SIGN (5'x 3')
- ELEVATOR (10'x 10')
- STAIRWAY
- ASHTRAY (ON WALL)

A = 1 L = 3
 B = 5 M = 2
 C = 1 N = 2
 D = 1 DD = 2
 E = 1 EE = 5
 F = 3 FF = 2
 G = 2
 I = 1
 J = 1
 K = 1

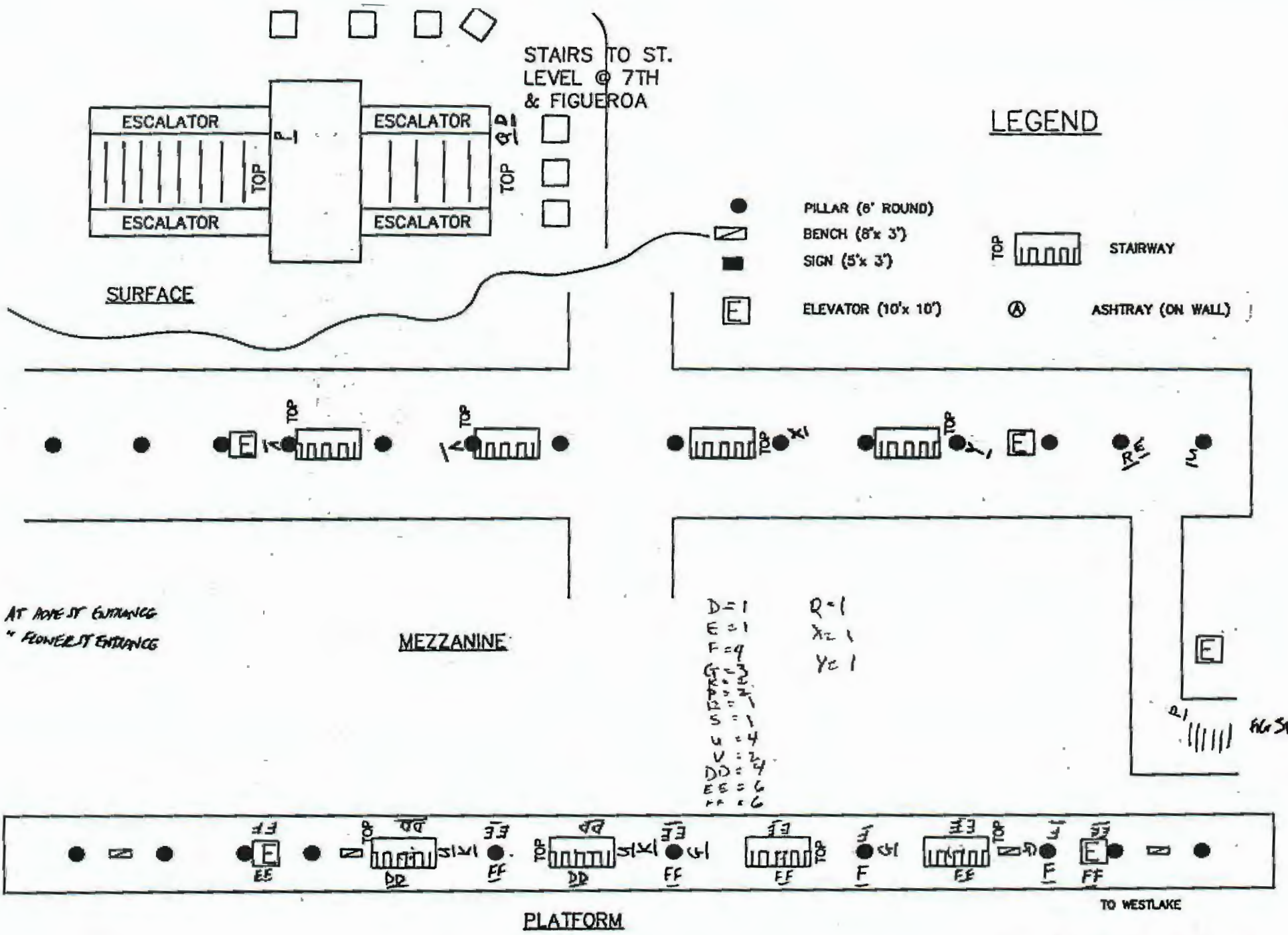


PLATFORM

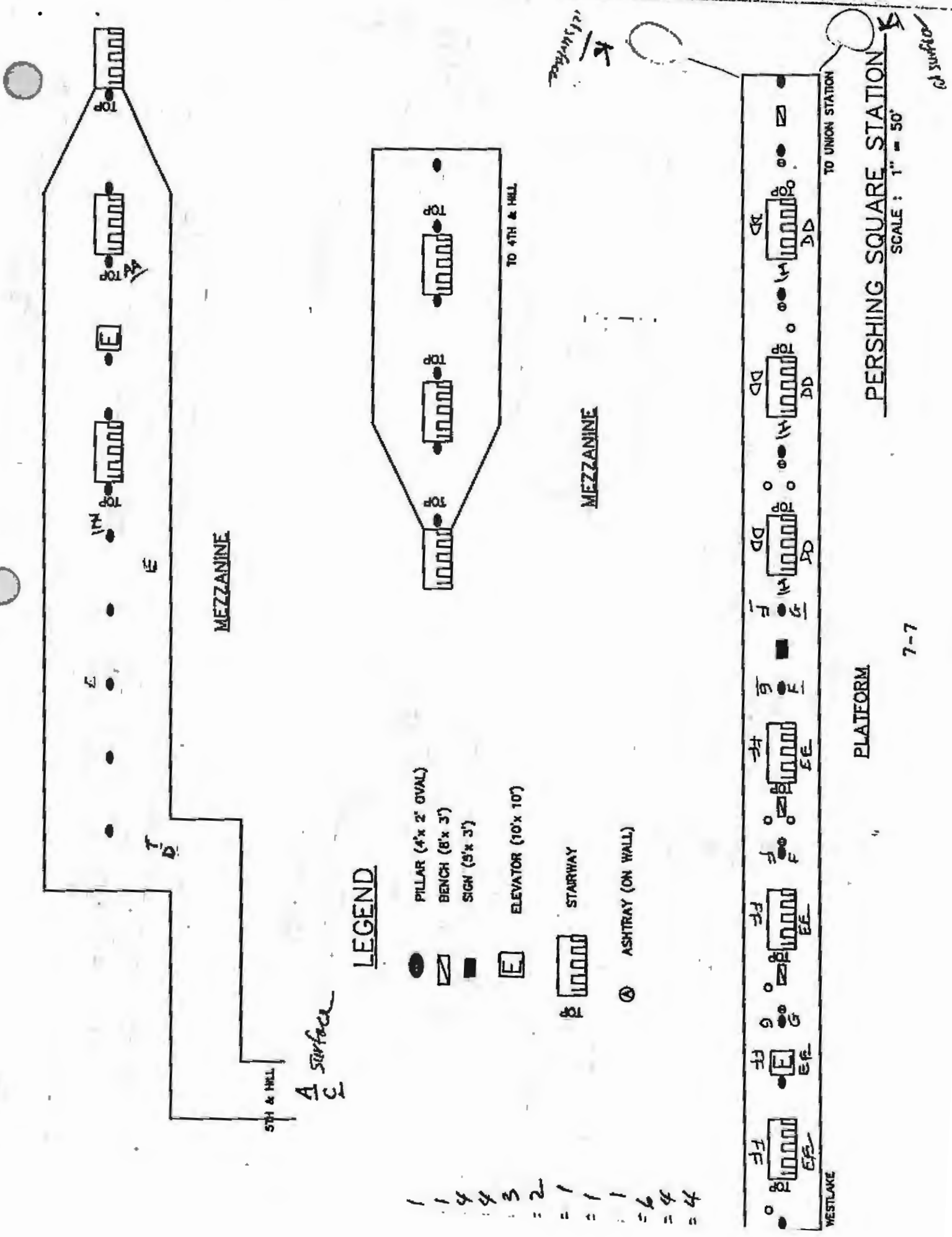
SIGNAGE

WESTLAKE STATION

SCALE : 1" = 50'



7th/METRO STATION
SCALE : 1" = 50'



LEGEND

- PILLAR (4'x 2' OVAL)
- ▤ BENCH (8'x 3')
- SIGN (5'x 3')
- ELEVATOR (10'x 10')
- ⌘ STAIRWAY
- ⊙ ASHTRAY (ON WALL)

- 1
- 1
- 4
- 4
- 3
- 2
- 1
- 1
- 1
- 6
- 4
- 4

PERSHING SQUARE STATION

SCALE: 1" = 50'

PLATFORM

TO UNION STATION

TO 4TH & HILL

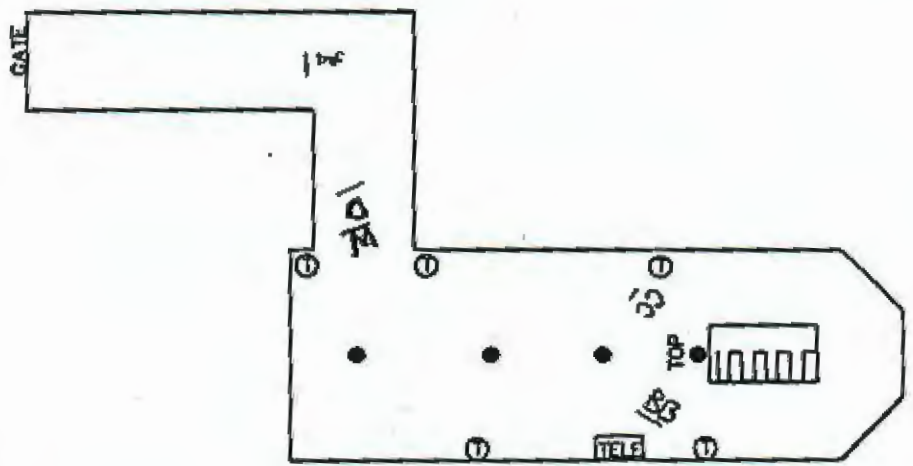
MEZZANINE

MEZZANINE

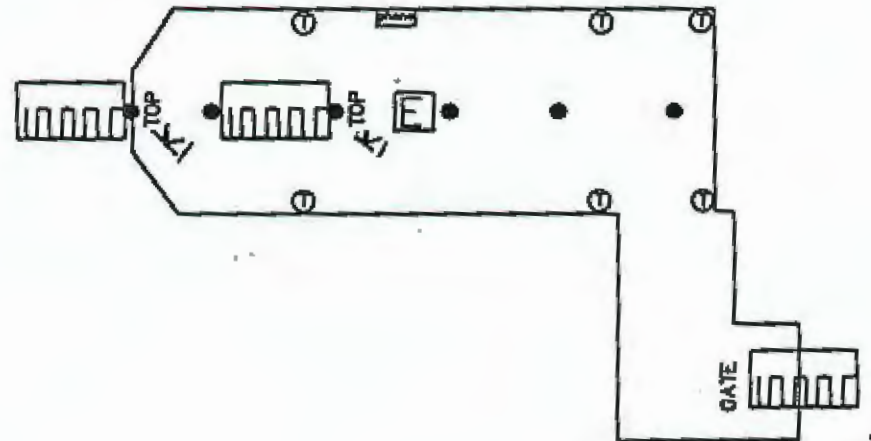
WESTLAKE

LEGEND

- PILLAR (4' ROUND)
- ▨ BENCH (8'x 3')
- SIGN (5'x 3')
- ELEVATOR (10'x 10')
- ⊞ STAIRWAY
- ⊙ ASHTRAY (ON WALL)
- ⊕ TRASH CAN




MEZZANINE



MEZZANINE

K. B. surface

what




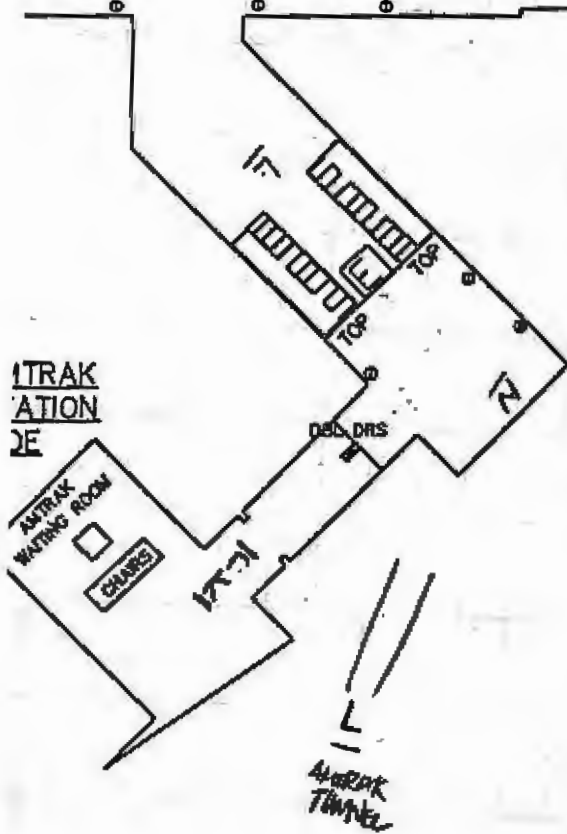
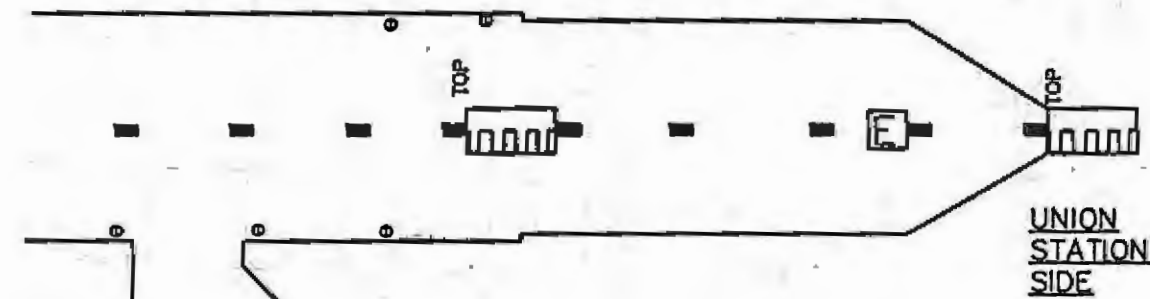
PLATFORM

CIVIC CENTER STATION


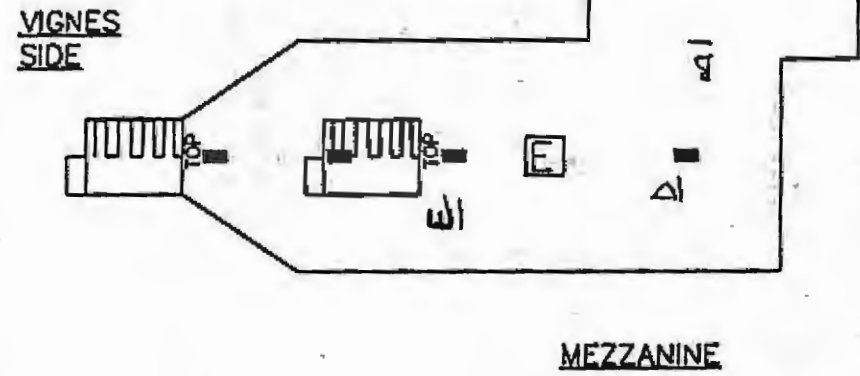
SCALE : 1" = 50'

LEGEND

-  PILLAR (6'x 3')
-  BENCH (8'x 3')
-  SIGN (5'x 3')
-  ELEVATOR (10'x 10')
-  STARWAY
-  ASHTRAY (ON WALL)
-  TRASH CAN



A = 1
 B = 1
 C = 1
 D = 1
 E = 1
 F = 2
 G = 2
 DD = 2
 EE = 4
 FF = 4
 J = 1
 K = 1
 L = 2
 N = 1



UNION STATION
 SCALE : 1" = 50'



Working Notes

Subtask	Date	Page	of
Subject	11/12/84	73	PERKINS
Preparer	CIVIC	UNION	
SIGN			
A	1	1	1
B	3	1	1
C	1	1	1
D	1	1	1
E	1	1	1
F	3	4	3
G	2	3	2
H	1	1	1
I	1	3	1
J	1	2	1
K	1	2	1
L	3	3	2
M	2		1
N	2		1
O	3	3	3
P	2		
Q	1		
R	1		
S	1		
T		1	
U		4	
V		2	
W			1
X		1	
Y		1	
Z			1
AA			1
BB			1
CC			1
DD	2	4	2
EE	3	6	4
FF	2	6	4
GG	3	3	3

TOTRAIN (EXTRA)

EXIT RETURN NO ARROW (EXTRA)

EXIT NO ARROW (EXTRA)



8.0 OPENING EVENTS

SCRTD

LACTC

:

○

○

"

○

**METRO RED LINE
OPENING PROMOTION
January 1993**

The Marketing Department is proposing to conduct a special opening event at each of the stations during the first week of Red Line operation.

One station will be highlighted each day:

Monday:	Union Station
Tuesday:	Civic Center
Wednesday:	Pershing Square
Thursday:	7th/Metro Center
Friday:	Westlake/MacArthur Park

Timing: Union Station: 6:30am - 9:30am
All others: 11am - 2pm.

The primary audience for opening events will be downtown commuters who work at locations along the 4.4 mile Red Line corridor, and corridor residents who will use the subway throughout the day.

PROGRAM/INVITATION/COMMEMORATIVE POSTER: To promote the events a program/invitation/poster will be produced featuring the daily activities. This will be distributed to passengers and to the public via an insert in the Downtown News. It will also be distributed to the public through Customer Service Centers and pass sales outlets.

ADVERTISING: In addition to the Downtown News insert an Interior Bus Car Card and an Exterior King Size ad will be produced.

EXHIBIT: A large temporary photo exhibit of public transit programs will be displayed in the mezzanine areas of each station.

(Revised 10/15/92)
(Revised 11/18/92)
(Revised 11/20/92)
(Revised 12/11/92)

COLLATERAL SUPPORT:

- Commemorative Red Line Program/Invitation/Poster
- Red Line Opening Brochure
- Rail/Bus Connections Brochure
- Red Line Safety Brochure
- TVM Instructional Brochure
- Red Line cardboard train
- Red Line Car Cards
- RTD Shopping Bags
- Union Station/Rail-to-Rail Take One
- Opening Day Take-One

LIVE MUSICAL ENTERTAINMENT

Union Station: the east entrance mural portrays the historical connection of Union Station between the old and new. Entertainment will feature traditional Hispanic musicians and contemporary jazz musicians.

Civic Center: "I Dreamed I Could Fly" sculpture dominates this station. Entertainment will be contemporary.

Pershing Square: features Neon sculptures. Entertainment will be contemporary music.

7th/Metro: Staff will be stationed at tables located on the street level of the main entrance or the mezzanine and distribute literature and information to passersby.

Westlake/MacArthur Park: a colored mural with an Hispanic theme dominates this station and contemporary sculpture hangs from a skylight. Both traditional mariachias and contemporary entertainment will be featured at this station.

LACTC REDLINE OPENING
Saturday, January 1993, 1:00pm to 4:30pm

STATION EVENTS OUTLINE

1:00pm

The event will begin at MacArthur Park with a KLVE-FM live remote and two of Los Angeles' most popular Hispanic D.J.'s Pepe Barreto and Humberto Luna.

Union Station/Olvera Street

Theme/Concept: "La Fiesta"
Station Sponsor:
Community/In-Kind Sponsor: Olvera Street Merchant Assoc.
Station Manager: Maria Roulston, VME
Event Description: Grand Prize Raffle Location
Live remote KTNQ/Humberto Luna
. prizes, give-aways, contests, etc.
Live Entertainment
. mariachi band, folkloric dancers, etc.
Mask and pinata making
LACTC booth

Civic Center/City Hall

Theme/Concept: Carnival Theme/County of L.A. Celebration
Station Sponsor:
Community/In-Kind Sponsor: Department of Cultural Affairs and
City of Los Angeles
L.A. Dodgers or L.A. Raiders
Station Manager: Manuel Valencia, VME
Event Description: Art & Culture Exhibits
Sports Celebrity
High School Marching Band
Cheerleaders
Live Entertainment
. Music bands, rappers, dancers, etc.
Public service agencies - info. booths
Face painting, clowns, balloons, etc.
LACTC booth

LACTC/Redline Station Events Outline, Page 2

Pershing Square

Theme/Concept: Pending
Station Sponsor: Grand Central Market?
In-Kind/Community Sponsor: Same as above
Station Manager: John Echeveste, VME
Brief Description: Mark Fleischer to contact Grand Central Market
LACTC booth

7th Street/Metro Station

Theme/Concept: "Building the Los Angeles Metro"
Station Sponsor: Citicorp (negotiating)
In-Kind/Community Sponsor:
Station Manager: Kristin Callaghan, VME
Brief Description: Train Mock-up and Red Car exhibit
Metro system gallery and information display
Stage entertainment--"Music and dance through the decades" i.e. tap dancers, jazz band, fifties dance, barber shop quartet, etc.
Face painting
Possible live remote coverage
(KLITE/KIIS FM)
LACTC booth

Westlake/MacArthur Station

Theme/Concept: "A Picnic at the Park with Pepe"
Potential Station Sponsor: McDonalds?
In-Kind/Community Sponsor:
Station Manager: Angela Castro, VME
Brief Description: Live remote KLVE/Pepe Barreto--prizes, give-aways, contests, etc.
Hospitals--free health screening
Non-Profit Organizations booths
McDonald's Happy meals, hot dogs, cotton candy, popcorn, etc.
Lottery
LACTC booth

METRO RED LINE CEREMONY
THREE TRAIN SCENARIO - REVISION 4

TRAIN ONE - POSITION TRAIN ONE

10:15-TRAIN 1 FROM YARD AND SHOP TO METRO CENTER AL (MUST CROSS OVER)
10:30-TRAIN 1 STAGED AT METRO CENTER

TRAIN TWO - POSITION TRAIN TWO

10:25-TRAIN 2 FROM YARD AND SHOP TO WESTLAKE MCARTHUR
10:40-TRAIN 2 STAGED AT WESTLAKE MCARTHUR

TRAIN THREE - POSITION TRAIN THREE

10:40-TRAIN 3 FROM YARD AND SHOP TO PERSHING SQUARE AR
10:50-TRAIN 3 ARRIVES PERSHING SQUARE AR - STAY TO CEREMONY END

TRAIN ONE - GROUP 2 METRO TO PERSHING

10:45-TRAIN 1 LOADS (600) GROUP 2 AT METRO CENTER AL
10:53-TRAIN 1 PROCEEDS TO PERSHING SQUARE
10:55-TRAIN 1 UNLOADS AT PERSHING SQUARE AL
11:00-TRAIN 1 PROCEEDS TO UNION CROSS OVER & UP AR TO STAGE AT CIVIC C

TRAIN TWO - CEREMONIAL TRAIN ENTRANCE - METRO TO PERSHING

11:00-TRAIN 2 FROM WESTLAKE MCARTHUR TO METRO CENTER
11:15-TRAIN 2 AL LOADS (150) GROUP NUMBER 1 AT METRO CENTER
11:28* ON CUE -TRAIN 2 PROCEEDS TO PERSHING SQUARE
11:30-TRAIN 2 UNLOADS AT PERSHING SQUARE- STAY TO CEREMONY END

TRAIN THREE - GROUP 1 & 2 SOUTH - PERSHING TO METRO VIA WESTLAKE

12:31-TRAIN 3 LOADS (450) GROUP 1 PLUS GROUP 2 SOUTH MEZZ
12:36-TRAIN 3 AR PROCEEDS (450) GROUPS 1&2 TO METRO CENTER VIA WESTLAK
12:42-TRAIN 3 UNLOADS AT METRO CENTER
12:47-TRAIN 3 PROCEEDS TO WESTLAKE MCARTHUR TO PICKUP PUBLIC

TRAIN ONE - GROUP 2 NORTH - PERSHING TO METRO VIA WESTLAKE

12:36-TRAIN 1 PROCEEDS TO PERSHING SQUARE
12:37-TRAIN 1 LOADS (300) GROUP 2 NORTH MEZZ
12:42-TRAIN 1 PROCEEDS TO METRO CENTER VIA WESTLAKE CROSSOVER
12:48-TRAIN 1 UNLOADS AT METRO CENTER
12:53-TRAIN 1 PROCEEDS TO UNION STATION TO PICKUP PUBLIC

TRAIN TWO - GROUP 3 PERSHING TO PERSHING VIA UNION STATION

12:42-TRAIN 2 AL LOADS (600) GROUP 3 FOR ROUND TRIP VIA UNION STATION
12:47-TRAIN 2 PROCEEDS ON ROUNDRIP VIA UNION STATION
12:55-TRAIN 2 RETURNS ON AR & UNLOADS GROUP 3 AT PERSHING
1:00 -TRAIN 2 PROCEEDS TO WESTLAKE MCARTHUR TO PICKUP PUBLIC

METRO RED LINE CEREMONY
THREE TRAIN SCENARIO

TRAIN ONE

10:15-TRAIN 1 FROM YARD AND SHOP TO METRO CENTER AL (MUST CROSS OVER)
10:30-TRAIN 1 STAGED AT METRO CENTER

TRAIN TWO

10:25-TRAIN 2 FROM YARD AND SHOP TO WESTLAKE MCARTHUR
10:40-TRAIN 2 STAGED AT WESTLAKE MCARTHUR

TRAIN THREE

10:40-TRAIN 3 FROM YARD AND SHOP TO PERSHING SQUARE AR
10:50-TRAIN 3 ARRIVES PERSHING SQUARE AR - STAY TO CEREMONY END

TRAIN ONE

10:45-TRAIN 1 LOADS GROUP 2 (600) AT METRO CENTER AL
10:53-TRAIN 1 PROCEEDS TO PERSHING SQUARE
10:55-TRAIN 1 UNLOADS AT PERSHING SQUARE AL
11:00-TRAIN 1 PROCEEDS TO UNION CROSS OVER & UP AR TO STAGE AT CIVIC C

TRAIN TWO

11:00-TRAIN 2 FROM WESTLAKE MCARTHUR TO METRO CENTER
11:15-TRAIN 2 AL PICKUPS GROUP NUMBER 1 AT METRO CENTER
11:28-TRAIN 2 PROCEEDS TO PERSHING SQUARE
11:30-TRAIN 2 UNLOADS AT PERSHING SQUARE- STAY TO CEREMONY END

TRAIN THREE

12:31-TRAIN 3 LOADS (450) GROUPS 1&2
12:36-TRAIN 3 AR PROCEEDS (450) GROUPS 1&2 TO METRO CENTER VIA WESTLAK
12:42-TRAIN 3 UNLOADS AT METRO CENTER
12:47-TRAIN 3 PROCEEDS TO WESTLAKE MCARTHUR TO PICKUP PUBLIC

TRAIN ONE

12:36-TRAIN 1 PROCEEDS TO PERSHING SQUARE
12:37-TRAIN 1 LOADS (300) GROUP 2 NORTH MEZZ
12:42-TRAIN 1 PROCEEDS TO METRO CENTER VIA WESTLAKE CROSSOVER
12:48-TRAIN 1 UNLOADS AT METRO CENTER
12:53-TRAIN 1 PROCEEDS TO UNION STATION TO PICKUP PUBLIC

TRAIN TWO

12:42-TRAIN 2 AL LOADS GROUP 3 FOR ROUND TRIP VIA UNION STATION
12:47-TRAIN 2 PROCEEDS ON ROUNDTRIP VIA UNION STATION
12:55-TRAIN 2 RETURNS ON AR & UNLOADS GROUP 3 AT PERSHING
1:00 -TRAIN 2 PROCEEDS TO WESTLAKE MCARTHUR TO PICKUP PUBLIC

9.0 COSTING



SOUTHERN CALIFORNIA RAPID TRANSIT DISTRICT
INTERAGENCY MEMORANDUM

TO: Bart Kane
FROM: Byron Lee *Byron*
DATE: December 27, 1992
SUBJECT: Funding Authorization for Red Line Crowd Control Expenses

Attached for your review and funding authorization is a request by the District for funds necessary for us to provide the staff required to institute a safe crowd control plan during any upcoming Red Line free fare ride period. The information has been written on the RCC Request for District Services/Equipment form that has previously been used to fund the District for special Red Line activities. Please submit the request form through to the proper entity at the LACTC who is empowered to authorize this funding request.

The plan is for staffing and accessory uniforms and equipment only; it does not include any funding for promotional items. The District's Board of Directors will consider setting a period of free rides at its next scheduled Board meeting, January 8, 1992. The recommendation in the Board Report is that we establish a two-day free ride period, and that funding be secured to institute the necessary crowd control plan to support this program. The report further states that, without outside funding from the LACTC, the District not establish a free fare program for the following two reasons: the District cannot operate a revenue operation without receiving "revenues", whether those funds are paid either by the patrons of the service, or funding is provided through subsidy by an outside entity; and, the significant District expenses to be incurred to provide necessary crowd control staffing has to be reimbursed with other than normal operating funds, especially during this period of budgetary shortfalls.

We will need to know the LACTC's decision on this funding request by the January 8 Board meeting. The District's point of contact on this special program is Jon Hillmer. He can be reached at 972-6972.

Attachment

cc: Jon Hillmer **info:** Art Leahy
 Tom Rubin Shaker Sawires

RCC REQUEST FOR DISTRICT SERVICES/EQUIPMENT

Request # _____

Date 12-22-92

Description of Service/Equipment Request: Funds are needed to enable the District to provide additional crowd control staff for the initial opening of the Red Line. Monies are needed for crowd control staff and additional Transit Police for the anticipated two-day free fare period, and also, on a day-to-day basis, for up to five days of revenue-paying operation. Additionally, the District will need to be reimbursed for the loss in revenue from fares during the two-day free fare program which is estimated at around \$58,000 per day. The District will need funds to provide a supplementary shuttle bus service between the five stations for the free-fare period. A summary of the anticipated expenses is attached. Expenses would not exceed \$340,000 for two days (ten hour shifts per day) of free fare. The additional costs to be incurred after revenue service begins will be for labor only, with crowd control staffing at a much reduced level; costs per day are assumed to be around \$48,000 per day and includes the full complement of additional Transit Police, the provision of ten additional staff to work as ticket sellers, and excluding training, uniform, supplies and lost revenue costs. The attached worksheet describes in detail the proposed budget for the crowd control expenses. There are no expenses included in this budget for promotion costs.

Name of Requestor: Jon Hillmer

Title: Planning Manager

=====

RCC FUNDING AUTHORIZATION

RCC Authorized Expenditure Level for Request: not to exceed \$582,000 total for free fare period and first five days of revenue.

RCC Authorized Work Order # _____

Please check one: New Work Order X
Amendment to
Existing Work Order _____

RCC Funding Authorization: Name _____
Title _____
Signature _____
Date _____

=====

For District use only: RTD AFE # _____

Attachment

**RED LINE CROWD CONTROL
EXPENSES BACK-UP SHEET
DECEMBER 4, 1992**

TOTAL DAILY EXPENSE	Two Day Free-fare Operation (10 hrs/day)	One Day Free-fare Operation (6 hrs/day)	One Day Initial Revenue Operation
LABOR			
Passenger Assistants	47,126	14,142	13,103
Transit Police Field Deployment Officers	16,250	4,878	8,125
Transit Police Command Post	3,598	1,079	1,799
Transit Police Tactical Response	3,952	1,186	1,976
Transportation Ticket Sellers	<u>NA</u>	<u>NA</u>	<u>2,577</u>
Subtotal LABOR	<u>70,926</u>	<u>21,285</u>	<u>27,580</u>
Fringe Benefits @60.41%	33,262	10,001	11,480
Total LABOR	104,188	31,286	39,060
EQUIPMENT, UNIFORMS, SUPPLIES	10,500	4,500	700
TRAINING	58,500	12,623	NA
TOTAL LABOR, EQUIPMENT, UNIFORMS, SUPPLIES, & TRAINING	173,188	48,409	39,760
CONTINGENCY @10%	17,319	4,841	3,976
G & A @ 10.61%	20,213	5,650	4,640
SHUTTLE BUS SERVICE	13,704	13,704	NA
LOST REVENUE	115,200	43,200	NA
<u>GRAND TOTAL EXPENSES</u>	<u>\$339,624</u> <u>(10 hrs/day)</u>	<u>115,804</u> <u>(6hrs/day)</u>	<u>48,376</u>

NOTES

- 1 During the two day free fare period, 180 Passenger Assistants will be required to cover two work shifts. For costing purposes, it is assumed that there will be 85 non-contract employees at an average straight time rate of \$26.64 per hour, and 95 contract employees at an average overtime rate of \$25.77 per hour. These rates also apply to the 43 non-contract and 47 contract employees for the one day free fare period and the 25 non-contract and 25 contract employees for the initial revenue operation day. Rates are as of October 10, 1992 as supplied by the Payroll Department. During revenue operation, staffing requirements will be half the free fare level.
- 2 Transit Police Officer for Field Deployment at an average overtime rate of \$31.25 per hour at time and one-half. Only the cost for 26 officers included for free fare days because eight officers will be on regular duty. Rates are as of October 10, 1992 as supplied by the Payroll Department.
- 3 Transit Police Command Post for one Lieutenant at \$34.72 per hour, two sergeants at an average overtime rate of \$41.34 per hour each and two officers/investigators at an overtime rate of \$31.25 per hour each. Lieutenant at no overtime; all others calculated at time and one-half. All rates are as of October 10, 1992 as supplied by the Payroll Department.
- 4 Transit Police Tactical Response for one Sergeant at an overtime rate of \$41.34 per hour and five officers at an overtime rate of \$31.25 per hour each, all at time and one-half, as indicated by the Payroll Department.
- 5 For 10 Ticket Sellers to be supplied by the Transportation Department at an average overtime rate of \$25.77 for ten hours a shift.
- 6 Fringe Benefits for non-contract and for contract employees straight time at 60.41%. Rate supplied by OMB.
- 7 Equipment, Uniforms and Supplies are a one time only cost for such items as signage, vests, barrier tape, etc.
- 8 Training is based upon a requirement that each volunteer will need to undergo four hours of safety and crowd control training (for 250 volunteers). Assumes half would be non-contract at \$26.64 per hour, and half would be contract at \$25.77 per hour. Additionally, 25 non-contract staff will need to be undergo more extensive training as station masters to oversee the operation at any one station. They would each require 12 hours of training, costed at \$26.64 per hour.
- 9 G & A rate supplied by OMB.
- 10 Shuttle Bus lease rate at \$571 per bus per eight hours; will require 12 buses per day.
- 11 Lost Revenue computed at \$.75 per boarding, with an assumed 76,800 boardings per 8-hour day. In order to comply with UMTA Section 9 funding regulations, the District must operate in revenue service in order to be eligible for these funds, therefore, a charge of \$.75 per boarding will be billed to LACTC. This amount was derived from the amount charged for Blue Line revenue loss.

10.0 OPERATING AGENCY CONTACTS



AGENCY CONTACTS

<u>AGENCY</u>	<u>CONTACT PERSON</u>	<u>TELEPHONE</u>
CATELLUS	TOM BUCKLEY	[REDACTED]
CENTRAL CONTROL FACILITY-CROWD CONTROL	MICHAEL SIECKERT	[REDACTED]
CONTROL-BLUE LINE	BLUE LINE YARD CONTROL	[REDACTED]
CONTROL-RED LINE	YARD CONTROLLER	[REDACTED]
	TEST CONTROLLER (CCF)	[REDACTED]
LACTC-COMMUNICATIONS CENTER-CROWD CONTROL	TERESA FRANKS	[REDACTED]
LA COUNTY FIRE DEPT.	CHIEF DICK SHIEHL	[REDACTED]
LA FIRE DEPT.	CHIEF BOB AARON	[REDACTED]
LA POLICE DEPT. RED LINE TASK FORCE	SGT. MIKE CHAMBERLAIN OPENING CEREMONY	[REDACTED]
LA SHERIFF DEPT.	CAPT. FRANK VADURRO SGT. GARY CLARK	[REDACTED]
MARKETING-SCRTD	ELIZABETH MCGOWAN	[REDACTED]
MARKETING-LACTC	FRAN CURBELLO	[REDACTED]
OPERATION CONTROL	JOE URESTI	[REDACTED]
SAFETY-SCRTD	ROBERT TORRES, WYMAN JONES	[REDACTED]
SCRTD TRANSIT POLICE	WATCH COMMANDER	[REDACTED]
FACILITIES MAINTENANCE	GEORGE MATEJOVSKY	[REDACTED]
VEHICLE MAINTENANCE	DAVE KALASNIK	[REDACTED]

TECHNICAL ADVISORY COMMITTEE

<u>NAME</u>	<u>AGENCY</u>	<u>RESPONSIBILITY</u>	<u>TELEPHONE</u>
BOB AARON	LAFD	CHIEF, FIRE/LIFE SAFETY	██████████
KIT ARMSTRONG	SCRTD	TRANSIT POLICE, SGT.	██████████
JOHN BYRD	SCRTD	DIV. 20, TRANSP.MGR.	██████████
FRAN CURBELLO	LACTC	MRKT./PROJ.MGR.	██████████
MARK FLAISHER	LACTC	MRKT./STAGING PRODUCER	██████████
TERESA FRANKS	SCRTD	OPR.PLNR./CROWD CNTL.	██████████
JON HILLMER	SCRTD	OPR.PLN.MGR./CROWD CNTL.	██████████
LOU HUBAUD	LACTC	RAIL SECURITY	██████████
BYRON LEE	SCRTD	EQUIP. & FAC. MGR.	██████████
BILL MCCANN	RCC	RAIL ACTIVATION	██████████
BUD MOORE	SCRTD	RAIL FACILITIES	██████████
RICHARD MORALLO	LAPD	COMMUNITY AFFAIRS	██████████
MARILYN MORTON	PARSONS DILLINGHAM	CONTRACTOR	██████████
RICH MORTON	SCRTD	RAIL EQUIP. MAINT.	██████████
PAM MURANO	RCC	RAIL SECURITY	██████████
DICK SCHIEHL	LACFD	CHIEF, FIRE/LIFE SAFETY	██████████
JOHN TAKAHASHI	SCRTD	EQUIP.&FAC. RAIL ACTVN.	██████████

tf68.WP 1/5/93

KEY RED LINE STATION STAFF ASSIGNMENTS

UNION STATION

TELEPHONE

BRUCE SHELBURNE

[REDACTED]

MARTHA BUTLER
DON OTT
DAN COWDEN
ROBERT JACKSON

[REDACTED]

CIVIC CENTER

SCOTT PAGE

[REDACTED]

TONY CALORINO
PHYLLIS TUCKER
ASHOK KUMAR

[REDACTED]

PERSHING SQUARE

MIKE BREWER

[REDACTED]

RICHARD AGUIRRE
ROBIN BLAIR
MANNY HERNANDEZ

[REDACTED]

7TH/METRO

FRANK SCHRODER

[REDACTED]

TOM RUBIN
THOM MATTOCKS
SCOTT GREENE
MADELINE VAN LEUVAN

[REDACTED]

WESTLAKE/MacARTHUR

DAN MILLER

[REDACTED]

JOHN TAKAHASHI
RAY HARRIS
SUSAN PHIFER
CARLOS VALDEZ

[REDACTED]

kcw:tf72.wp.

UNION STATION CROWD CONTROL

STATION MANAGER:

BRUCE SHELBURNE

ASSISTANT STATION MANAGER:

MARTHA BUTLER
DAN COWDEN
ROBERT JACKSON
DON OTT

STATION VOLUNTEERS:

Saturday - January 30

NORMAN BOUCHER
JODY LITTLE
ALICIA GRONDIN
THERESA JAMES
ANDRE LEONARD
RENE MARTINEZ
DAVID ULLRICH
JOE VICENTE
ARLILLIAN MOORE
PAZ LEILANI REYES
CYNTHIA TOLES
JOSEPH WEGER
MAX ZOLLMAN
JAMES ROBERTS
ELIZABETH SILVA

Sunday - January 31

NORMAN BOUCHER
JODY LITTLE
ALICIA GRONDIN
THERESA JAMES
ANDRE LEONARD
RENE MARTINEZ
DAVID ULLRICH
JOE VICENTE
ARLILLIAN MOORE
PAZ LEILANI REYES
CYNTHIA TOLES
JOSEPH WEGER
MAX ZOLLMAN
JACK ATKINS
SUZANNE GIFFORD

CIVIC CENTER CROWD CONTROL

STATION MANAGER:

R. SCOTT PAGE

ASSISTANT STATION MANAGER:

TONY CALORINO
ASHOK KUMAR
PHYLLIS TUCKER

STATION VOLUNTEERS:

Saturday - January 30

CARMAN AGUAYO
SALVADOR CHAVEZ
ALFRIEDA DAY
BRIAN HYMAN
MICHAEL LAICHAREONSUP
PAT McCracken
AFSHIN KANGARLOO
HAROLD TORRES
BARBARA ANDERSON
DARRANCE CURRY
JAY FUHRMAN
ROBERT KANG
LUIS MELENDEZ
DEE COOK
ELIZABETH PRESTON

Sunday - January 31

CARMAN AGUAYO
SALVADOR CHAVEZ
ALFRIEDA DAY
BRIAN HYMAN
MICHAEL LAICHAREONSUP
PAT McCracken
AFSHIN KANGARLOO
HAROLD TORRES
JOHN ACHRAMOWICZ
BING BALANQUE
ARTHUR BROWN
BILL HESSER
BRENT MAYFIELD
JIM MILES
PAUL WILKINSON

PERSHING SQUARE CROWD CONTROL

STATION MANAGER:

MICHAEL BREWER

ASSISTANT STATION MANAGER:

RICHARD AGUIRRE
ROBIN BLAIR
MANNY HERNANDEZ

STATION VOLUNTEERS:

Saturday - January 30

SALVADOR AGUIRRE
DAVID BOSTWICK
JINO CANIZARES
CAROLYN CHILDRESS
LANETTE CROWELL
LOLA GAGNER
SHIRLEY MITCHELL
JAIME SERRATOS
ROBERT TORRES
BARBARA TRIGG
GEORGE WHEATON
JOHN LOWRIE
TRACY MCFATE
MICHAEL ORTIZ
CHRISTINE PHILLIPS

Sunday - January 31

SALVADOR AGUIRRE
DAVID BOSTWICK
JINO CANIZARES
CAROLYN CHILDRESS
LANETTE CROWELL
LOLA GAGNER
SHIRLEY MITCHELL
JAIME SERRATOS
ROBERT TORRES
BARBARA TRIGG
GEORGE WHEATON
JOHNNIE ANDERSON
KEN PERIUS
COLETTE THOMAS
JOSE VIGIL

METRO CENTER CROWD CONTROL

STATION MANAGER:

FRANK SCHRODER

ASSISTANT STATION MANAGER:

SCOTT GREENE
THOM MATTOCKS
TOM RUBIN
MADELINE VAN LEUVAN

STATION VOLUNTEERS:

Saturday - January 30

SARA A. de ANDA
GEORGE DOZAL
Y'VONNE FRANK
MARIANNE HANKINS
CATHY HUDSON
JACKLINE MATOSIAN
MARK MAYEMURA
DIANA PARRA
ERIC PEACOCK
PHYLLIS SCALES
ALICIA VASQUEZ
CARLOS FAUEZA
YOLANDA MORALES
JAMES ROBINSON
CORDELIA WILLIAMS
KAREN WANG

Sunday - January 31

SARA A. de ANDA
GEORGE DOZAL
Y'VONNE FRANK
MARIANNE HANKINS
CATHY HUDSON
JACKLINE MATOSIAN
MARK MAYEMURA
DIANA PARRA
ERIC PEACOCK
PHYLLIS SCALES
ELEN ANDRIAN
DIXIE DORSETT
YOLANDA MORALES
JEANNETE GUERRA
BARBARA OLSEN
PATRICK SOTO

WESTLAKE/MACARTHUR PARK CROWD CONTROL

STATION MANAGER:

DAN MILLER

ASSISTANT STATION MANAGER:

JOHN TAKAHASHI
RAY HARRIS
SUSAN PHIFER
CARLOS VALDEZ

STATION VOLUNTEERS:

Saturday - January 30

SHEILA AZBI
JACQUELIN EXEART
EDDIE FLYNN
MARTA FUENTES
DALE LANZ
CALVIN LOUIE
CARMELITA MALONZO
SHIRLEY MCKENZIE
JOSE SARMIENTO
ROY STARKS
MARSHA CLARK
RUDY CRUZ
ROXANNE PATTON
ROGER LARGAESPADA
RICHARD NEWTON

Sunday - January 31

SHEILA AZBI
JACQUELIN EXEART
EDDIE FLYNN
MARTA FUENTES
DALE LANZ
CALVIN LOUIE
CARMELITA MALONZO
SHIRLEY MCKENZIE
JOSE SARMIENTO
ROY STARKS
DAVID ARELLANO
KATHRYN JACKSON
GWENDOLYN KEENE
JEAN UNGER
ALFRED WANG

SOUTHERN CALIFORNIA RAPID TRANSIT DISTRICT
SCHEDULING AND OPERATIONS PLANNING DEPARTMENT
INTERDEPARTMENTAL MEMORANDUM

DATE: January 26, 1993
TO: All Red Line Volunteers For January 30 and 31, 1993
FROM: Jon Hillmer
SUBJECT: Procedures For The Red Line Grand Opening

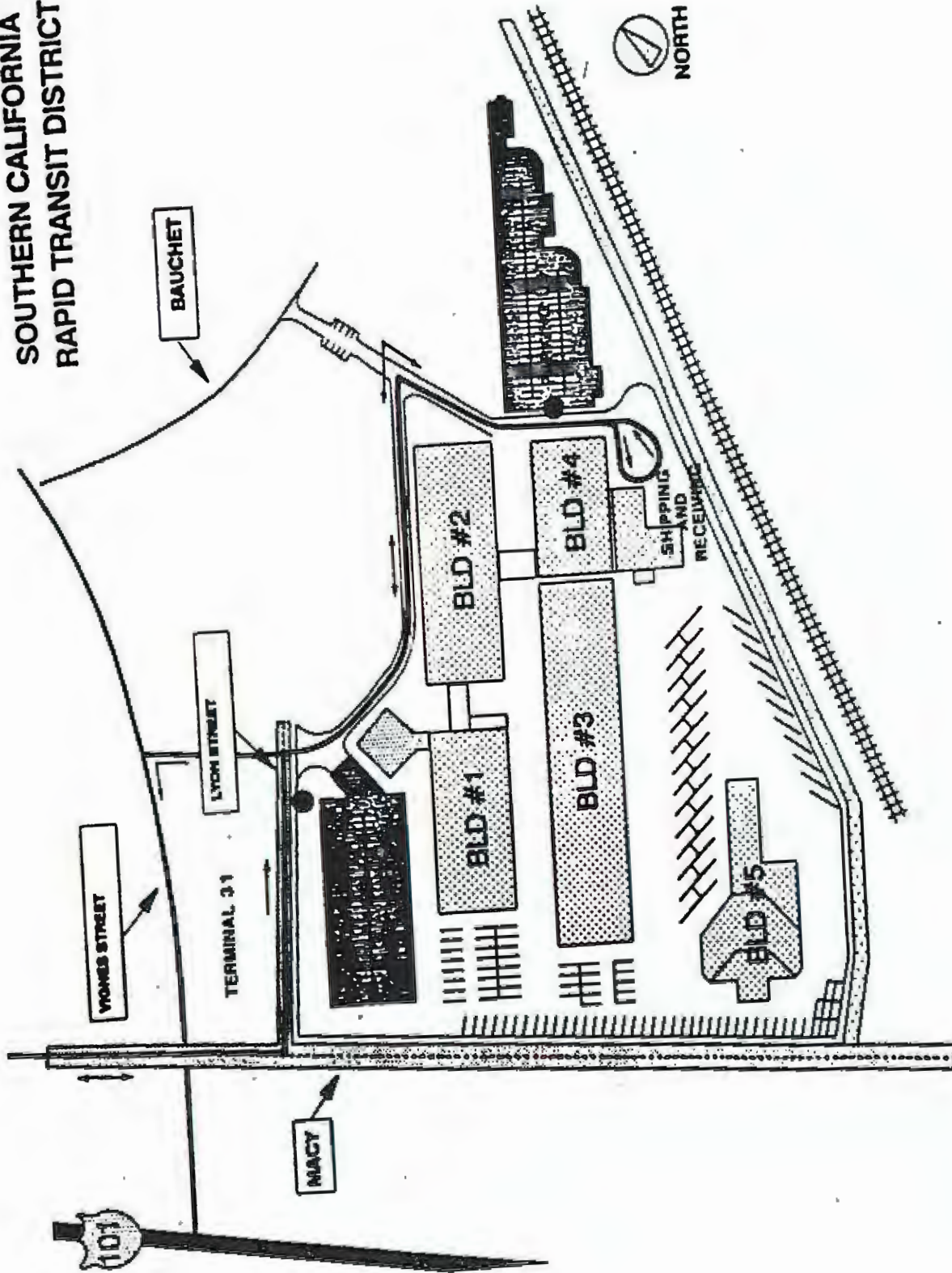
The following is information you will need for this coming Saturday and Sunday:

- Where to report?
 - CMF Cafeteria (You can park in the main CMF parking lot next to Lyon Street - see attached map.)
- When to report?
 - Saturday, January 30, 1993, 8:00 a.m.
 - Sunday, January 31, 1993, 7:00 a.m.
- Who to report to?
 - At CMF you are to report to your assigned Crowd Control Station Manager. This person will sign you in, give you a briefing, issue your supplies then have you transported by bus to your station. Please be prompt.
- What to wear?
 - Casual clothing (no shorts, cut-offs, crop-tops or jeans, etc..)
 - Comfortable shoes
 - Employee Badge

(Do not bring excess articles which may get lost; a waist pack is advisable.)
- When will our shift end?
 - We anticipate returning to CMF at about 6 p.m., however, some people may have to work longer depending upon passenger demand. Your Station Manager will sign you out.

Attachment

CMF
SOUTHERN CALIFORNIA
RAPID TRANSIT DISTRICT



— PROPOSED ROUTE

● BUS STOPS

10-10

REASON: EMPLOYEE SHUTTLE

WESTBOUND

A.M. CHANGES

BR NO	OUT		CMF ADMIN BLDG LYON ST.	UNION STATION	CIVIC CTR STATION	PER SHNG STATION	7TH METRO STATION	WEST LAKE STATION
1	745	P7	830 N					
2	745	P7	830 N					
3	745	P7	830 N					

N - REPORT TO SUPERVISOR AND WORK AS DIRECTED. TRANSPORT EMPLOYEES TO RED LINE STATIONS AS DIRECTED.

ROUNDTRIP

P.M. CHANGES

BR NO	OUT		UNION STATION LOWER LEVEL	CMF ADMIN BLDG LYON ST.	UNION STATION LOWER LEVEL	DEP	IN
4	400	P7	500	502	504	510	
4			510	512	514	520	
4			520	522	524	530	
4			530	532	534	540	
4			540	542	544	550	
4			550	552	554	500	
4			600	602	604	610	
4			610	612	614	620	
4			620	622	624	630	
4			630	632	634	640	
4			640	642	644	650	
4			650	652	654	700	
4			700	702			742

ROUTE OF LINE 602

WESTBOUND

FROM UNION STATION LOWER LEVEL BUS PLAZA, VIA TERMINAL LOT ROADWAY, R-FIRST UNION STATION ROADWAY, PROCEED THROUGH GATES, L-MACY ST., L-SPRING ST., R-TEMPLE ST., L-HILL ST., R-7TH ST., R-UNION AVE., L-WILSHIRE BLVD., AND L-WESTLAKE AVE. TO TEMPORARY BUS ZONE.

EASTBOUND

RETURN VIA WESTLAKE AVE., R-7TH ST., R-ALVARADO ST., R-WILSHIRE BLVD., L-HOPE ST., R-6TH ST., L-OLIVE ST., R-4TH ST., R-HILL ST., R-5TH ST., R-OLIVE ST., R-1ST ST., L-MAIN ST., R-MACY ST., R-UNION STATION LOWER LEVEL BUS PLAZA ENTRANCE AND PROCEED TO TERMINAL LOOP. AFTER DISCHARGING PASSENGERS, CONTINUE TO LAYOVER ZONE VIA LOOP ROADWAY AND L-INTO LAYOVER ZONE.

BUS STOPS

SOUTHBOUND TO WESTLAKE/MACARTHUR PARK STATION

UNION STATION: LOWER LEVEL BUS PLAZA

CIVIC CENTER: SOUTHBOUND ON HILL ST., FAR SIDE OF 1ST ST.

PERSHING SQUARE: SOUTHBOUND ON HILL ST., NEAR SIDE OF 5TH ST.,

7TH/FIGUEROA: WESTBOUND ON 7TH ST., NEAR SIDE FIGUEROA ST.,

WESTLAKE/MACARTHUR PARK: SOUTHBOUND ON WESTLAKE AVE., MID-BLOCK BETWEEN WILSHIRE BLVD. & 7TH ST

REASON: EMPLOYEE SHUTTLE

ROUTE OF LINE 602 (CONT'D)NORTHBOUND TO UNION STATIONWESTLAKE/MACARTHUR PARK: NORTHBOUND ON ALVARADO ST., MID-BLOCK
BETWEEN 7TH ST. & WILSHIRE BLVD.

7TH/FLOWER: EASTBOUND ON WILSHIRE BLVD., NEAR SIDE OF FLOWER ST.

PERSHING SQUARE: WESTBOUND ON 5TH ST., FARSIDE OF HILL ST. AFTER RIGHT TURN.

CIVIC CENTER: EASTBOUND ON 1ST ST., FARSIDE OF OLIVE ST. AFTER RIGHT TURN.

UNION STATION: LOWER LEVEL BUS PLAZA.

SHUTTLE ROUTE BETWEEN UNION STATION AND CMFVIA UNION STATION LOWER LEVEL BUS PLAZA EXIT DRIVEWAY, PROCEED THROUGH GATES, R-MACY ST.
AND L-LYON ST. PROCEED FORWARD TO FRONT OF LAYOVER ZONE ON LYON ST. THEN VIA L-TERMINAL
31 DRIVEWAY L-VIGNES ST., R-MACY ST. AND L-INTO UNION STATION LOWER LEVEL BUS PLAZA.BUSES OUT OF DIVISION 7 TO

CMF ADMINISTRATION BLDG.

VIA L-SAN VICENTE BLVD., L-BEVERLY BLVD. -TEMPLE ST., L-ALAMEDA ST., R-MACY ST. AND L-LYON ST.
PROCEED FORWARD TO FRONT OF LAYOVER ZONE ON LYON ST.UNION STATION LOWER LEVEL PLAZAVIA L-SAN VICENTE BLVD., L-BEVERLY BLVD. -TEMPLE ST., L-ALAMEDA ST., R-MACY ST., AND R-INTO
UNION STATION LOWER LEVEL BUS PLAZA., PROCEED COUNTER CLOCKWISE AROUND THE PLAZA AND
L-INTO LAYOVER ZONE.WESTLAKE/MACARTHUR PARK RED LINE STATIONVIA L-SAN VICENTE BLVD., L-BEVERLY BLVD., R-ALVARADO ST., L-WILSHIRE BLVD., AND R-WESTLAKE
AVE. TO TEMPORARY BUS ZONE.BUSES INTO DIVISION 7 FROM

UNION STATION

VIA TERMINAL LOT ROADWAY, R-FIRST UNION STATION ROADWAY, PROCEED THROUGH GATES, L-MACY
ST., L-ALAMEDA ST., R-LOS ANGELES ST., R-1ST ST., BEVERLY BLVD., R-SAN VICENTE BLVD., R-SANTA
MONICA BLVD. AND R-INTO DIVISION.WESTLAKE/MACARTHUR PARK RED LINE STATIONVIA WESTLAKE AVE., R-SEVENTH ST., R-ALVARADO ST., L-BEVERLY BLVD., R-SAN VICENTE BLVD., R-
SANTA MONICA BLVD. AND R-INTO DIVISION.CMF ADMINISTRATION BLDG.

VIA LYON ST., L-TERMINAL 31 DRIVEWAY

L-VIGNES ST., R-MACY ST., L-ALAMEDA ST., R-LOS ANGELES ST., R-1ST ST. BEVERLY BLVD., R-SAN
VICENTE BLVD., R-SANTA MONICA BLVD., AND R-INTO DIVISION.

172 TEMPORARY CHANGES LINE 602
IN EFFECT: 1-30-93 ONLY

SPECIAL SCHEDULE

SATURDAY ONLY
DIVISION NO. 7
PAGE 3 OF 3

REASON: EMPLOYEE SHUTTLE

WORK RUN CHANGES

<u>WORK</u> <u>RUN</u>	<u>BR</u> <u>NO</u>	<u>SIGN</u> <u>ON</u>	<u>TIME</u> <u>ON</u>	<u>NOTE</u>	<u>TIME</u> <u>OFF</u>	<u>NOTE</u>	<u>SIGN</u> <u>OFF</u>	<u>VEH.</u> <u>TIME</u>	<u>D.H.</u> <u>TRVL</u>	<u>MISC</u>	<u>WORK</u> <u>TIME</u>	<u>OVER</u> <u>TIME</u>	<u>PREM</u> <u>TIME</u>	<u>PAY</u> <u>TIME</u>
---------------------------	------------------------	--------------------------	--------------------------	-------------	---------------------------	-------------	---------------------------	----------------------------	----------------------------	-------------	----------------------------	----------------------------	----------------------------	---------------------------

DIVISION NO. 7

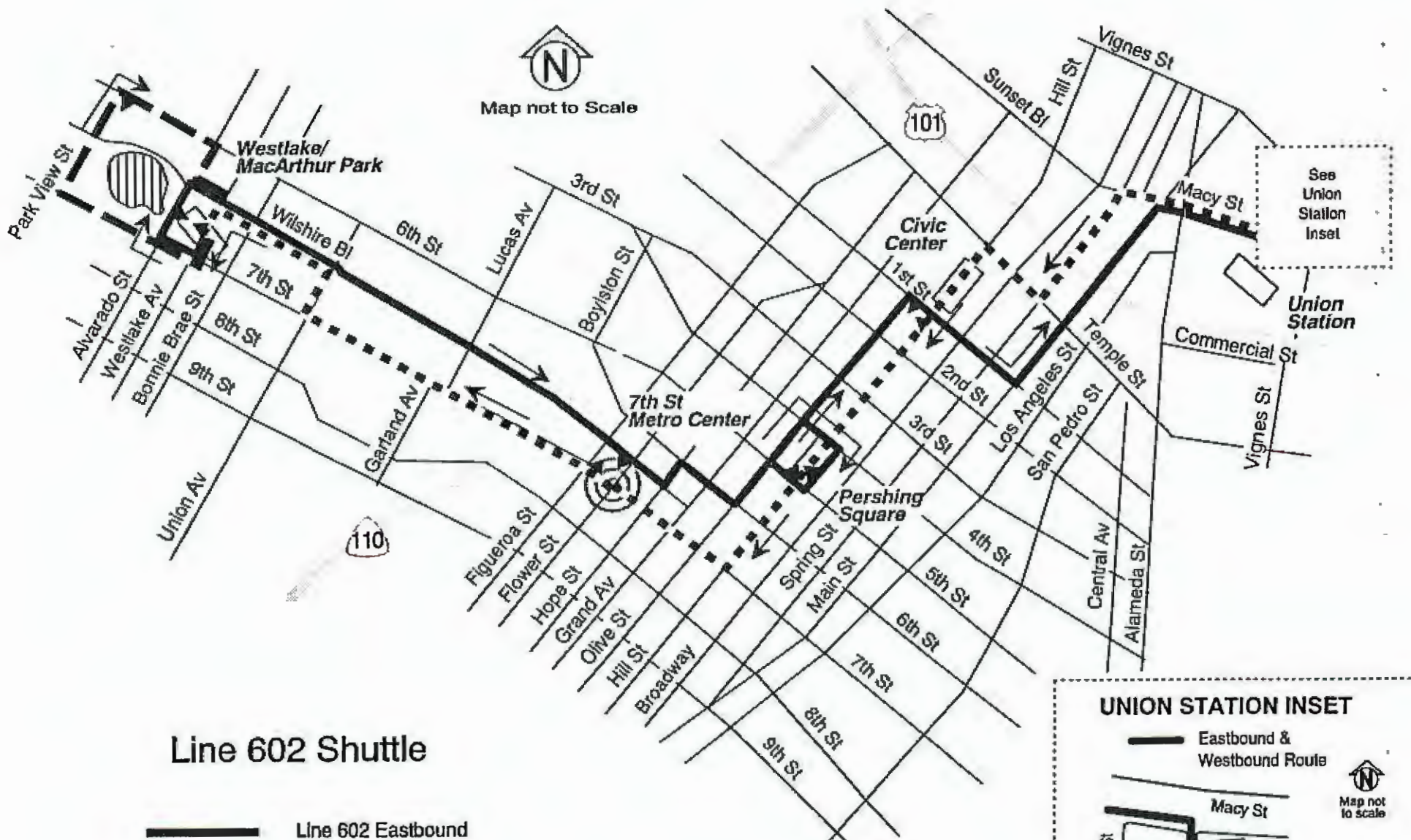
ADDITIONAL A.M. ASSIGNMENTS

602-901	1	725	745	P7	SUBJECT TO SUPERVISOR'S ORDERS								
602-902	2	725	745	P7	SUBJECT TO SUPERVISOR'S ORDERS								
602-903	3	725	745	P7	SUBJECT TO SUPERVISOR'S ORDERS								





ADDITIONAL P.M. ASSIGNMENT

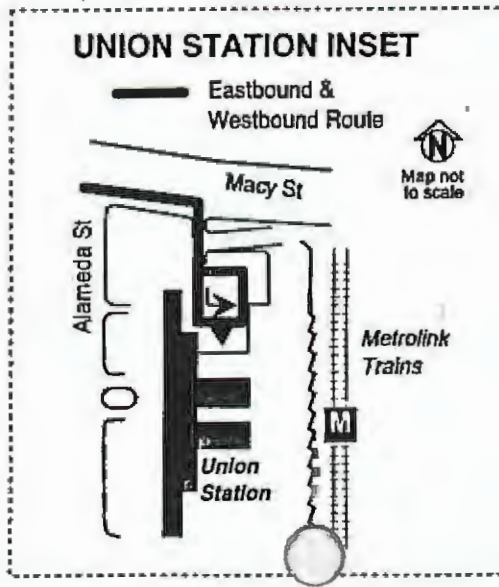
602-904	4	340	400	P7	712	P7	717	3:12		:25	3:37			3:37
---------	---	-----	-----	----	-----	----	-----	------	--	-----	------	--	--	------

SCC/group-sp:jo



Line 602 Shuttle

-  Line 602 Eastbound
-  Line 602 Westbound
-  Line 602 Additional Route
-  Bus Stops



REASON: EMPLOYEE SHUTTLE

WESTBOUND

A.M. CHANGES

BR NO	OUT		CMF ADMIN BLDG LYON ST.	UNION STATION	CIVIC CTR STATION	PER SHNG STATION	7TH METRO STATION	WEST LAKE STATION
1	645	P7	730 N					
2	645	P7	730 N					
3	645	P7	730 N					

N - REPORT TO SUPERVISOR AND WORK AS DIRECTED. TRANSPORT EMPLOYEES TO RED LINE STATIONS AS DIRECTED.

ROUNDTRIP

P.M. CHANGES

BR NO	OUT		UNION STATION LOWER LEVEL	CMF ADMIN BLDG LYON ST.	UNION STATION LOWER LEVEL	DEP	IN
4	400	P7	500	502	504	510	
4			510	512	514	520	
4			520	522	524	530	
4			530	532	534	540	
4			540	542	544	550	
4			550	552	554	500	
4			600	602	604	610	
4			610	612	614	620	
4			620	622	624	630	
4			630	632	634	640	
4			640	642	644	650	
4			650	652	654	700	
4			700	702			742

ROUTE OF LINE 602

WESTBOUND

FROM UNION STATION LOWER LEVEL BUS PLAZA, VIA TERMINAL LOT ROADWAY, R-FIRST UNION STATION ROADWAY, PROCEED THROUGH GATES, L-MACY ST., L-SPRING ST., R-TEMPLE ST., L-HILL ST., R-7TH ST., R-UNION AVE., L-WILSHIRE BLVD., AND L-WESTLAKE AVE. TO TEMPORARY BUS ZONE.

EASTBOUND

RETURN VIA WESTLAKE AVE., R-7TH ST., R-ALVARADO ST., R-WILSHIRE BLVD., L-HOPE ST., R-6TH ST., L-OLIVE ST., R-4TH ST., R-HILL ST., R-5TH ST., R-OLIVE ST., R-1ST ST., L-MAIN ST., R-MACY ST., R-UNION STATION LOWER LEVEL BUS PLAZA ENTRANCE AND PROCEED TO TERMINAL LOOP. AFTER DISCHARGING PASSENGERS, CONTINUE TO LAYOVER ZONE VIA LOOP ROADWAY AND L-INTO LAYOVER ZONE.

BUS STOPS

SOUTHBOUND TO WESTLAKE/MACARTHUR PARK STATION

UNION STATION: LOWER LEVEL BUS PLAZA

CIVIC CENTER: SOUTHBOUND ON HILL ST., FAR SIDE OF 1ST ST.

PERSHING SQUARE: SOUTHBOUND ON HILL ST., NEAR SIDE OF 5TH ST.,

7TH/FIGUEROA: WESTBOUND ON 7TH ST., NEAR SIDE FIGUEROA ST.,

WESTLAKE/MACARTHUR PARK: SOUTHBOUND ON WESTLAKE AVE., MID-BLOCK BETWEEN WILSHIRE BLVD. & 7TH ST

REASON: EMPLOYEE SHUTTLE

ROUTE OF LINE 602 (CONT'D)NORTHBOUND TO UNION STATIONWESTLAKE/MACARTHUR PARK: NORTHBOUND ON ALVARADO ST., MID-BLOCK
BETWEEN 7TH ST. & WILSHIRE BLVD.

7TH/FLOWER: EASTBOUND ON WILSHIRE BLVD., NEARSIDE OF FLOWER ST.

PERSHING SQUARE: WESTBOUND ON 5TH ST., FAR SIDE OF HILL ST. AFTER RIGHT TURN.

CIVIC CENTER: EASTBOUND ON 1ST ST., FAR SIDE OF OLIVE ST. AFTER RIGHT TURN.

UNION STATION: LOWER LEVEL BUS PLAZA.

SHUTTLE ROUTE BETWEEN UNION STATION AND CMFVIA UNION STATION LOWER LEVEL BUS PLAZA EXIT DRIVEWAY, PROCEED THROUGH GATES, R-MACY ST.
AND L-LYON ST. PROCEED FORWARD TO FRONT OF LAYOVER ZONE ON LYON ST. THEN VIA L-TERMINAL
31 DRIVEWAY, L-VIGNES ST., R-MACY ST. AND L-INTO UNION STATION LOWER LEVEL BUS PLAZA.

BUSES OUT OF DIVISION 7 TO

CMF ADMINISTRATION BLDG.

VIA L-SAN VICENTE BLVD., L-BEVERLY BLVD. -TEMPLE ST., L-ALAMEDA ST., R-MACY ST. AND L-LYON ST.
PROCEED FORWARD TO FRONT OF LAYOVER ZONE ON LYON ST.

UNION STATION LOWER LEVEL PLAZA

VIA L-SAN VICENTE BLVD., L-BEVERLY BLVD. -TEMPLE ST., L-ALAMEDA ST., R-MACY ST., AND R-INTO
UNION STATION LOWER LEVEL BUS PLAZA., PROCEED COUNTER CLOCKWISE AROUND THE PLAZA AND
L-INTO LAYOVER ZONE.

WESTLAKE/MACARTHUR PARK RED LINE STATION

VIA L-SAN VICENTE BLVD., L-BEVERLY BLVD., R-ALVARADO ST., L-WILSHIRE BLVD., AND R-WESTLAKE
AVE. TO TEMPORARY BUS ZONE.BUSES INTO DIVISION 7 FROM

UNION STATION

VIA TERMINAL LOT ROADWAY, R-FIRST UNION STATION ROADWAY, PROCEED THROUGH GATES, L-MACY
ST., L-ALAMEDA ST., R-LOS ANGELES ST., R-1ST ST., BEVERLY BLVD., R-SAN VICENTE BLVD., R-SANTA
MONICA BLVD. AND R-INTO DIVISION.

WESTLAKE/MACARTHUR PARK RED LINE STATION

VIA WESTLAKE AVE., R-SEVENTH ST., R-ALVARADO ST., L-BEVERLY BLVD., R-SAN VICENTE BLVD., R-
SANTA MONICA BLVD. AND R-INTO DIVISION.

CMF ADMINISTRATION BLDG.

VIA LYON ST., L-TERMINAL 31 DRIVEWAY

L-VIGNES ST., R-MACY ST., L-ALAMEDA ST., R-LOS ANGELES ST., R-1ST ST. BEVERLY BLVD., R-SAN
VICENTE BLVD., R-SANTA MONICA BLVD., AND R-INTO DIVISION.

224 TEMPORARY CHANGES LINE 602
IN EFFECT: 1-30-93 ONLY

SPECIAL SCHEDULE

SUNDAY ONLY
DIVISION NO. 7
PAGE 3 OF 3

REASON: EMPLOYEE SHUTTLE

WORK RUN CHANGES

<u>WORK</u> <u>RUN</u>	<u>BR</u> <u>NO</u>	<u>SIGN</u> <u>ON</u>	<u>TIME</u> <u>ON</u>	<u>NOTE</u>	<u>TIME</u> <u>OFF</u>	<u>NOTE</u>	<u>SIGN</u> <u>OFF</u>	<u>VEH.</u> <u>TIME</u>	<u>D.H.</u> <u>TRVL</u>	<u>MISC</u>	<u>WORK</u> <u>TIME</u>	<u>OVER</u> <u>TIME</u>	<u>PREM</u> <u>TIME</u>	<u>PAY</u> <u>TIME</u>
---------------------------	------------------------	--------------------------	--------------------------	-------------	---------------------------	-------------	---------------------------	----------------------------	----------------------------	-------------	----------------------------	----------------------------	----------------------------	---------------------------

DIVISION NO. 7

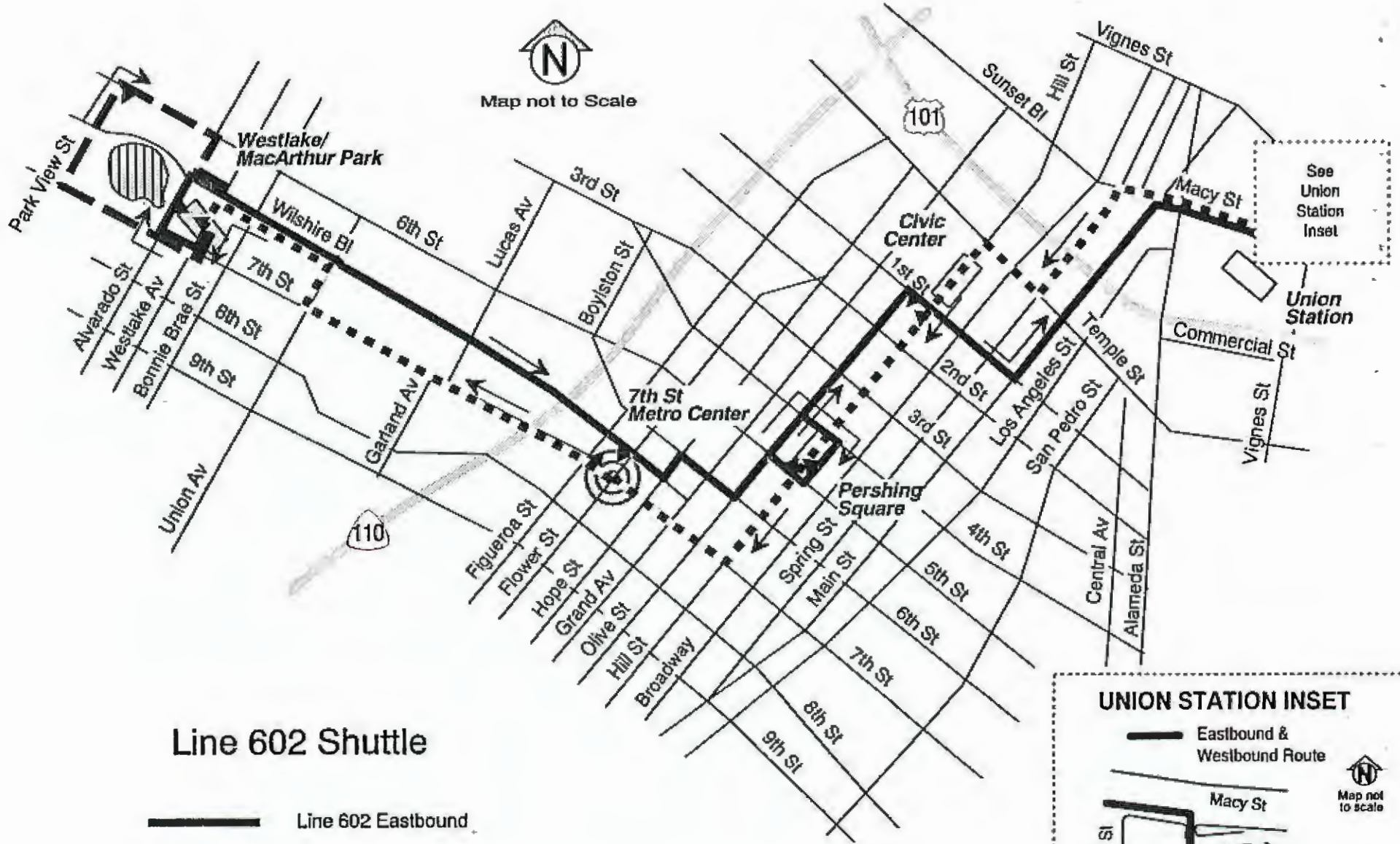
ADDITIONAL A.M. ASSIGNMENTS

602-901	1	625	645	P7	SUBJECT TO SUPERVISOR'S ORDERS								
602-902	2	625	645	P7	SUBJECT TO SUPERVISOR'S ORDERS								
602-903	3	625	645	P7	SUBJECT TO SUPERVISOR'S ORDERS								

ADDITIONAL P.M. ASSIGNMENT





602-904	4	340	400	P7	712	P7	717	3:12		:25	3:37			3:37
---------	---	-----	-----	----	-----	----	-----	------	--	-----	------	--	--	------

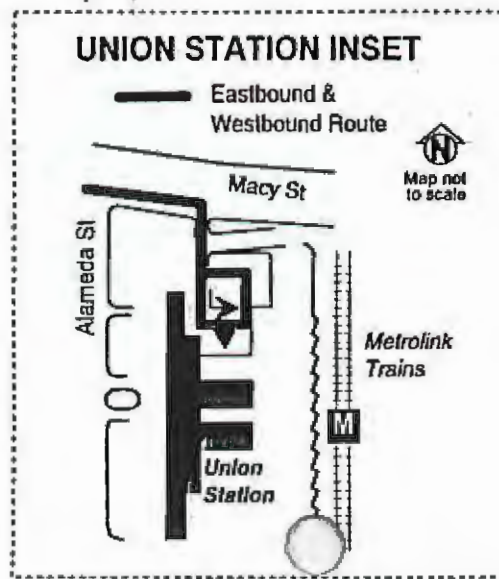
SCC/group-sp:jo



Map not to Scale

Line 602 Shuttle

-  Line 602 Eastbound
-  Line 602 Westbound
-  Line 602 Additional Route
-  Bus Stops



M24 TEMPORARY CHANGES LINE 802
IN EFFECT: 1-30-93 ONLY

SCHEDULE NO. 92403

SATURDAY ONLY
DIVISION NO. 20

REASON: OPENING OF METRO RED LINE

PAGE 1 OF 2

<u>WESTBOUND</u>				<u>MID-DAY & P.M. CHANGES</u>									<u>EASTBOUND</u>				<u>MID-DAY & P.M. CHANGES</u>				
TR NO	OUT	CON SIST	OPER ATOR	UN-ION STA TION	PERSHING SQ. STATION			7TH METRO			WEST LAKE STA TION	WEST LAKE STA TION	7TH METRO			PERSHING SQ. STATION			UNION STATION	DEP IN	
					ARR	LOAD	DEP	ARR	LOAD	DEP			ARR	LOAD	DEP	ARR	LOAD	DEP			
1	1011	P20	4/4	1023							1028	1030	1042	1045	1050	1053		1055	1059	1230	
2	1021	P20	4/4	1033							1038	1040	1100	1102	1115	1128	1130	1210	1214	1240	
3	1040	P20	4/4	1052	1104	1201	1203	1205	1215	1217	1221	1221	1225			1227			1232	1250	
1			4/4	1230							1235	1237	1241			1243			1248	100	
2			4/4	1240							1245	1247	1251			1253			1258	110	
3			4/4	1250							1255	1257	101			103			108	120	
1			4/4	100							105	107	111			113			118	130	
2			4/4	110							115	117	121			123			128	140	
3			4/4	120							125	127	131			133			138	150	
1			4/4	130							135	137	141			143			148	200	
2			4/4	140							145	147	151			153			158	210	
3			4/4	150							155	157	201			203			208	220	
1			4/4	200							205	207	211			213			218	230	
2			4/4	210							215	217	221			223			228	240	
3			4/4	220							225	227	231			233			238	250	
1			4/4	230							235	237	241			243			248	300	
2			4/4	240							245	247	251			253			258	310	
3			4/4	250							255	257	301			303			308	320	
1			4/4	300							305	307	311			313			318	330	
2			4/4	310							315	317	321			323			328	340	
3			4/4	320							325	327	331			333			338	350	
1			4/4	330							335	337	341			343			348	400	
2			4/4	340							345	347	351			353			358	410	
3			4/4	350							355	357	401			403			408	420	
1			4/4	400							405	407	411			413			418	430	
2			4/4	410							415	417	421			423			428	440	
3			4/4	420							425	427	431			433			438	450	
1			4/4	430							435	437	441			443			448	500	
2			4/4	440							445	447	451			453			458	510	
3			4/4	450							455	457	501			503			508	520	
1			4/4	500							505	507	511			513			518	530	
2			4/4	510							515	517	521			523			528	540	
3			4/4	520							525	527	531			533			538	550	

M24 TEMPORARY CHANGES LINE 802
IN EFFECT: 1-30-93 ONLY

SCHEDULE NO. 92403

SATURDAY ONLY
DIVISION NO. 20

REASON: OPENING OF METRO RED LINE

PAGE 2 OF 2

WESTBOUND

MID-DAY & P.M. CHANGES

EASTBOUND

MID-DAY & P.M. CHANGES

TR NO	OUT	CON SIST	OPER ATOR	UN- ION STA TION	PERSHING SQ. STATION			7TH METRO			WEST LAKE STA TION	WEST LAKE STA TION	7TH METRO			PERSHING SQ. STATION			UNION STATION	DEP	IN
					ARR	LOAD	DEP	ARR	LOAD	DEP			ARR	LOAD	DEP	ARR	LOAD	DEP			
1		4/4		530						535	537		541					548		600	
2		4/4		540						545	547		551					558		610	
3		4/4		550						555	557		601					608		620	
1		4/4		600						605	607		611					618		630	
2		4/4		610						615	617		621					628		640	
3		4/4		620						625	627		631					638		650	
1		4/4		630						635	637		641					648	P20	700	
2		4/4		640						645	647		651					658	P20	710	
3		4/4		650						655	657		701					708	P20	720	

WORK RUN CHANGES

WORK RUN	OPR NO	SIGN ON	TIME ON	NOTE	TIME OFF	NOTE	SIGN OFF	VEH. TIME	D.H. TRVL	MISC	WORK TIME	OVER TIME	PREM TIME	PAY TIME	
	<u>REGULAR RUNS</u>														
802-901	1	951	1011	P20	700	P20	705	849		:25	9:14	:37		9:54	
802-902	2	1001	1021	P20	710	P20	715	849		:25	9:14	:37		9:51	
802-903	3	1020	1040	P20	720	P20	725	840		:25	9:05	:33		9:38	

SCC/SP: jo-97

M25 TEMPORARY CHANGES LINE 802
IN EFFECT: 1-31-93 ONLY

SCHEDULE NO. 92404

SUNDAY ONLY
DIVISION NO. 20

REASON: OPENING OF METRO RED LINE

PAGE 1 OF 3

WESTBOUND				A.M., MID-DAY & P.M. CHANGES			EASTBOUND		A.M., MID-DAY & P.M. CHANGES		
TR NO	OUT	RTE	CON SIST	UN-ION STA TION	7TH METRO STA TION	WEST LAKE STA TION	WEST LAKE STA TION	7TH METRO STA TION	UN-ION STA TION	DEP	IN
3	740	P20	802	4/4	752	757	807	811	813	818	830
1	740	P20	802	4/4	752	757	807	821	823	828	840
2	808	P20	802	4/4	820	825	827	831	833	838	850
3			802	4/4	830	835	837	841	843	848	900
1			802	4/4	840	845	847	851	853	858	910
2			802	4/4	850	855	857	901	903	908	920
3			802	4/4	900	905	907	911	913	918 Z	930
1			802	4/4	910	915	917	921	923	928	940
2			802	4/4	920	925	927	931	933	938	950
3			802	4/4	930	935	937	941	943	948	1000
1			802	4/4	940	945	947	951	953	958	1010
2			802	4/4	950	955	957	1001	1003	1008	1020
3			802	4/4	1000	1005	1007	1011	1013	1018	1030
1			802	4/4	1010	1015	1017	1021	1023	1028	1040
2			802	4/4	1020	1025	1027	1031	1033	1038	1050
3			802	4/4	1030	1035	1037	1041	1043	1048	1100
1			802	4/4	1040	1045	1047	1051	1053	1058	1110
2			802	4/4	1050	1055	1057	1101	1103	1108	1120
3			802	4/4	1100	1105	1107	1111	1113	1118	1130
1			802	4/4	1110	1115	1117	1121	1123	1128	1140
2			802	4/4	1120	1125	1127	1131	1133	1138	1150
3			802	4/4	1130	1135	1137	1141	1143	1148	1200
1			802	4/4	1140	1145	1147	1151	1153	1158	1210
2			802	4/4	1150	1155	1157	1201	1203	1208	1220
3			802	4/4	1200	1205	1207	1211	1213	1218	1230
1			802	4/4	1210	1215	1217	1221	1223	1228	1240
2			802	4/4	1220	1225	1227	1231	1233	1238	1250
3			802	4/4	1230	1235	1237	1241	1243	1248 Z	100
3			802	4/4	1240	1245	1247	1251	1253	1258	110
1			802	4/4	1250	1255	1257	101	103	108 Z	120
2			802	4/4	100	105	107	111	113	118	130
3			802	4/4	110	115	117	121	123	128	140
1			802	4/4	120	125	127	131	133	138	150
2			802	4/4	130	135	137	141	143	148	200
3			802	4/4	140	145	147	151	153	158 Z	210
1			802	4/4	150	155	157	201	203	208	220

M25 TEMPORARY CHANGES LINE 802
IN EFFECT: 1-31-93 ONLY

SCHEDULE NO. 92404

SUNDAY ONLY
DIVISION NO. 20

REASON: OPENING OF METRO RED LINE

PAGE 2 OF 3

<u>WESTBOUND</u>				<u>A.M., MID-DAY & P.M. CHANGES</u>			<u>EASTBOUND</u>		<u>A.M., MID-DAY & P.M. CHANGES</u>		
<u>TR NO</u>	<u>OUT</u>	<u>RTE</u>	<u>CON SIST</u>	<u>UN-ION STA TION</u>	<u>7TH METRO STA TION</u>	<u>WEST LAKE STA TION</u>	<u>WEST LAKE STA TION</u>	<u>7TH METRO STA TION</u>	<u>UN-ION STA TION</u>	<u>DEP</u>	<u>IN</u>
2		802	4/4	200	205	207	211	213	218	230	
3		802	4/4	210	215	217	221	223	228	240	
1		802	4/4	220	225	227	231	233	238	250	
2		802	4/4	230	235	237	241	243	248	300	
3		802	4/4	240	245	247	251	253	258	310	
1		802	4/4	250	255	257	301	303	308	320	
2		802	4/4	300	305	307	311	313	318	330	
3		802	4/4	310	315	317	321	323	328	340	
1		802	4/4	320	325	327	331	333	338	350	
2		802	4/4	330	335	337	341	343	348	400	
3		802	4/4	340	345	347	351	353	358	410	
1		802	4/4	350	355	357	401	403	408	420	
2		802	4/4	400	405	407	411	413	418	430	
3		802	4/4	410	415	417	421	423	428	440	
1		802	4/4	420	425	427	431	433	438	450	
2		802	4/4	430	435	437	441	443	448	500	
3		802	4/4	440	445	447	451	453	458	510	
1		802	4/4	450	455	457	501	503	508	520	
2		802	4/4	500	505	507	511	513	518	530	
3		802	4/4	510	515	517	521	523	528	540	
1		802	4/4	520	525	527	531	533	538	550	
2		802	4/4	530	535	537	541	543	548	600	
3		802	4/4	540	545	547	551	553	558	610	
1		802	4/4	550	555	557	601	603	608	620	
2		802	4/4	600	605	607	611	613	618	630	
3		802	4/4	610	615	617	621	623	628	640	
1		802	4/4	620	625	627	631	633	638	650	
2		802	4/4	630	635	637	641	643	648		P20 700
3		802	4/4	640	645	647	651	653	658		P20 710
1		802	4/4	650	655	657	701	703	708		P20 720

M25 TEMPORARY CHANGES LINE 802
 IN EFFECT: 1-31-93 ONLY

SCHEDULE NO. 92404

SUNDAY ONLY
 DIVISION NO. 20

REASON: OPENING OF METRO RED LINE

PAGE 3 OF 3

WORK RUN	BR NO	SIGN ON	TIME ON	NOTE	TIME OFF	NOTE	SIGN OFF	VEH. TIME	D.H. TRVL	WORK RUN CHANGES			PAY TIME	
										MISC	WORK TIME	OVER TIME		PREM TIME
802-001	3	1201	740	P10	920		*932	1:40	:12	7:39	9:31	:46		10:17
	N - 1201AM, REPORT FOR SPECIAL DUTIES UNTIL 720AM													
802-002	3	502*	920		1250		*102	3:30	:24	4:06	8:00			8:00
	N - 502AM, REPORT FOR SPECIAL DUTIES UNTIL 908AM													
802-003	2	522	808	P20	110		*122	5:02	:12	2:46	8:00			8:00
	N - 522AM, REPORT FOR SPECIAL DUTIES UNTIL 748AM													
802-004	1	720	740	P20	200		*212	6:20	:12	:20	6:52		1:08	8:00
802-005	3	1238*	1250		250		*838	2:00	:24	5:36	8:00			8:00
	N - 302PM, REPORT FOR SPECIAL DUTIES UNTIL 838PM													
802-006	3	1105*	250		700	P20	705	4:10	:12	3:38	8:00			8:00
	N - 1105AM, REPORT FOR SPECIAL DUTIES UNTIL 238PM													
802-007	2	900*	110		720	P20	725	6:10	:12	4:03	10:25	1:13		11:38
	N - 900AM, REPORT FOR SPECIAL DUTIES UNTIL 1258PM													
802-008	1	148*	200		710	P20	1210	5:10	:12	5:00	10:22	1:11		11:33
	N - 715PM, REPORT FOR SPECIAL DUTIES UNTIL 1210 NEXT AM.													

:C/SP:jo-g7

REASON: EMPLOYEE SHUTTLE

WESTBOUND

A.M. CHANGES

BR NO	OUT	CMF ADMIN BLDG LYON ST.	UNION STATION	CIVIC CTR STATION	PER SHNG STATION	7TH METRO STATION	WEST LAKE STATION
1	645	P7 730 N					
2	645	P7 730 N					
3	645	P7 730 N					

N - REPORT TO SUPERVISOR AND WORK AS DIRECTED. TRANSPORT EMPLOYEES TO RED LINE STATIONS AS DIRECTED.

ROUNDRIP

P.M. CHANGES

BR NO	OUT	UNION STATION LOWER LEVEL	CMF ADMIN BLDG LYON ST.	UNION STATION LOWER LEVEL	DEP	IN
4	400	P7 500	502	504	510	
4		510	512	514	520	
4		520	522	524	530	
4		530	532	534	540	
4		540	542	544	550	
4		550	552	554	500	
4		600	602	604	610	
4		610	612	614	620	
4		620	622	624	630	
4		630	632	634	640	
4		640	642	644	650	
4		650	652	654	700	
4		700	702			742

ROUTE OF LINE 602

WESTBOUND

FROM UNION STATION LOWER LEVEL BUS PLAZA, VIA TERMINAL LOT ROADWAY, R-FIRST UNION STATION ROADWAY, PROCEED THROUGH GATES, L-MACY ST., L-SPRING ST., R-TEMPLE ST., L-HILL ST., R-7TH ST., R-UNION AVE., L-WILSHIRE BLVD., AND L-WESTLAKE AVE. TO TEMPORARY BUS ZONE.

EASTBOUND

RETURN VIA WESTLAKE AVE., R-7TH ST., R-ALVARADO ST., R-WILSHIRE BLVD., L-HOPE ST., R-6TH ST., L-OLIVE ST., R-4TH ST., R-HILL ST., R-5TH ST., R-OLIVE ST., R-1ST ST., L-MAIN ST., R-MACY ST., R-UNION STATION LOWER LEVEL BUS PLAZA ENTRANCE AND PROCEED TO TERMINAL LOOP. AFTER DISCHARGING PASSENGERS, CONTINUE TO LAYOVER ZONE VIA LOOP ROADWAY AND L-INTO LAYOVER ZONE.

BUS STOPS

SOUTHBOUND TO WESTLAKE/MACARTHUR PARK STATION

UNION STATION: LOWER LEVEL BUS PLAZA

CIVIC CENTER: SOUTHBOUND ON HILL ST., FAR SIDE OF 1ST ST.

PERSHING SQUARE: SOUTHBOUND ON HILL ST., NEAR SIDE OF 5TH ST.,

7TH/FIGUEROA: WESTBOUND ON 7TH ST., NEAR SIDE FIGUEROA ST.,

WESTLAKE/MACARTHUR PARK: SOUTHBOUND ON WESTLAKE AVE., MID-BLOCK BETWEEN WILSHIRE BLVD. & 7TH ST.

REASON: EMPLOYEE SHUTTLE

ROUTE OF LINE 602 (CONT'D)

NORTHBOUND TO UNION STATION

WESTLAKE/MACARTHUR PARK: NORTHBOUND ON ALVARADO ST., MID-BLOCK
BETWEEN 7TH ST. & WILSHIRE BLVD.

7TH/FLOWER: EASTBOUND ON WILSHIRE BLVD., NEARSIDE OF FLOWER ST.

PERSHING SQUARE: WESTBOUND ON 5TH ST., FARSIDE OF HILL ST. AFTER RIGHT TURN.

CIVIC CENTER: EASTBOUND ON 1ST ST., FARSIDE OF OLIVE ST. AFTER RIGHT TURN.

UNION STATION: LOWER LEVEL BUS PLAZA.

SHUTTLE ROUTE BETWEEN UNION STATION AND CMF

VIA UNION STATION LOWER LEVEL BUS PLAZA EXIT DRIVEWAY, PROCEED THROUGH GATES, R-MACY ST.
AND L-LYON ST. PROCEED FORWARD TO FRONT OF LAYOVER ZONE ON LYON ST. THEN VIA L-TERMINAL
31 DRIVEWAY, L-VIGNES ST., R-MACY ST. AND L-INTO UNION STATION LOWER LEVEL BUS PLAZA.

BUSES OUT OF DIVISION 7 TO
CMF ADMINISTRATION BLDG.

VIA L-SAN VICENTE BLVD., L-BEVERLY BLVD. -TEMPLE ST., L-ALAMEDA ST., R-MACY ST. AND L-LYON ST.
PROCEED FORWARD TO FRONT OF LAYOVER ZONE ON LYON ST.

UNION STATION LOWER LEVEL PLAZA

VIA L-SAN VICENTE BLVD., L-BEVERLY BLVD. -TEMPLE ST., L-ALAMEDA ST., R-MACY ST., AND R-INTO
UNION STATION LOWER LEVEL BUS PLAZA., PROCEED COUNTER CLOCKWISE AROUND THE PLAZA AND
L-INTO LAYOVER ZONE.

WESTLAKE/MACARTHUR PARK RED LINE STATION

VIA L-SAN VICENTE BLVD., L-BEVERLY BLVD., R-ALVARADO ST., L-WILSHIRE BLVD., AND R-WESTLAKE
AVE. TO TEMPORARY BUS ZONE.

BUSES INTO DIVISION 7 FROM
UNION STATION

VIA TERMINAL LOT ROADWAY, R-FIRST UNION STATION ROADWAY, PROCEED THROUGH GATES, L-MACY
ST., L-ALAMEDA ST., R-LOS ANGELES ST., R-1ST ST., BEVERLY BLVD., R-SAN VICENTE BLVD., R-SANTA
MONICA BLVD. AND R-INTO DIVISION.

WESTLAKE/MACARTHUR PARK RED LINE STATION

VIA WESTLAKE AVE., R-SEVENTH ST., R-ALVARADO ST., L-BEVERLY BLVD., R-SAN VICENTE BLVD., R-
SANTA MONICA BLVD. AND R-INTO DIVISION.

CMF ADMINISTRATION BLDG.

VIA LYON ST., L-TERMINAL 31 DRIVEWAY

L-VIGNES ST., R-MACY ST., L-ALAMEDA ST., R-LOS ANGELES ST., R-1ST ST. BEVERLY BLVD., R-SAN
VICENTE BLVD., R-SANTA MONICA BLVD., AND R-INTO DIVISION.

REASON: EMPLOYEE SHUTTLE

WORK RUN CHANGES

<u>WORK RUN</u>	<u>BR NO</u>	<u>SIGN ON</u>	<u>TIME ON</u>	<u>NOTE</u>	<u>TIME OFF</u>	<u>NOTE</u>	<u>SIGN OFF</u>	<u>VEH. TIME</u>	<u>D.H. TRVL</u>	<u>MISC</u>	<u>WORK TIME</u>	<u>OVER TIME</u>	<u>PREM TIME</u>	<u>PAY TIME</u>
-----------------	--------------	----------------	----------------	-------------	-----------------	-------------	-----------------	------------------	------------------	-------------	------------------	------------------	------------------	-----------------

DIVISION NO. 7

ADDITIONAL A.M. ASSIGNMENTS

602-901	1	625	645	P7	SUBJECT TO SUPERVISOR'S ORDERS									
602-902	2	625	645	P7	SUBJECT TO SUPERVISOR'S ORDERS									
602-903	3	625	645	P7	SUBJECT TO SUPERVISOR'S ORDERS									

ADDITIONAL P.M. ASSIGNMENT

602-904	4	340	400	P7	712	P7	717	3:12		:25	3:37			3:37
---------	---	-----	-----	----	-----	----	-----	------	--	-----	------	--	--	------

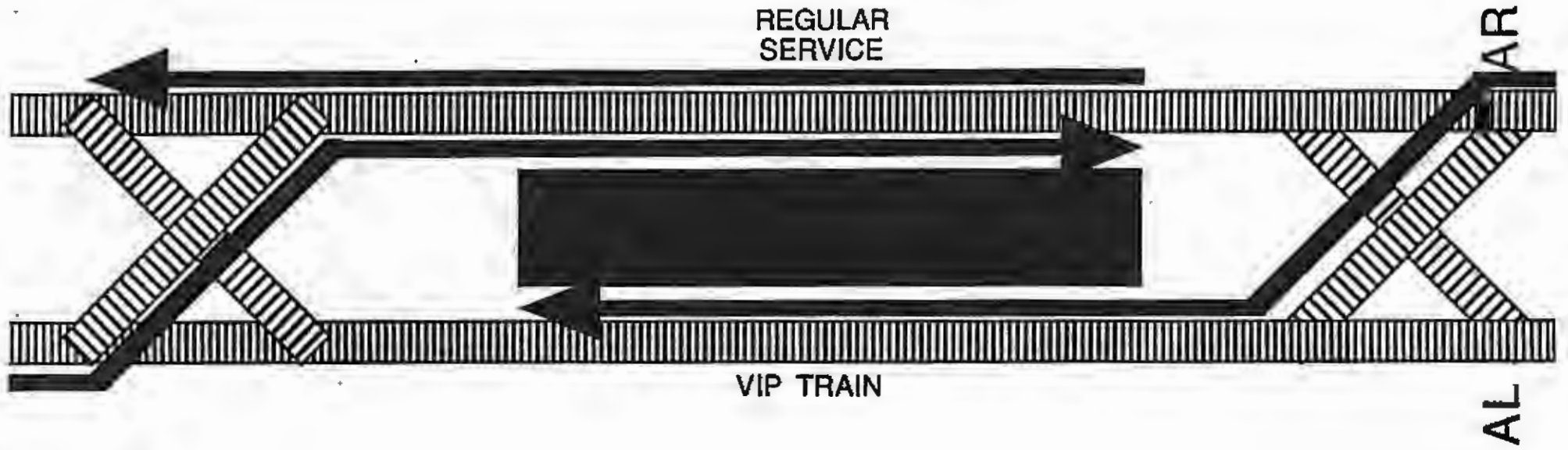
iCC/group-sp:jo

11.0 FIRST REVENUE DAY MEDIA EVENT

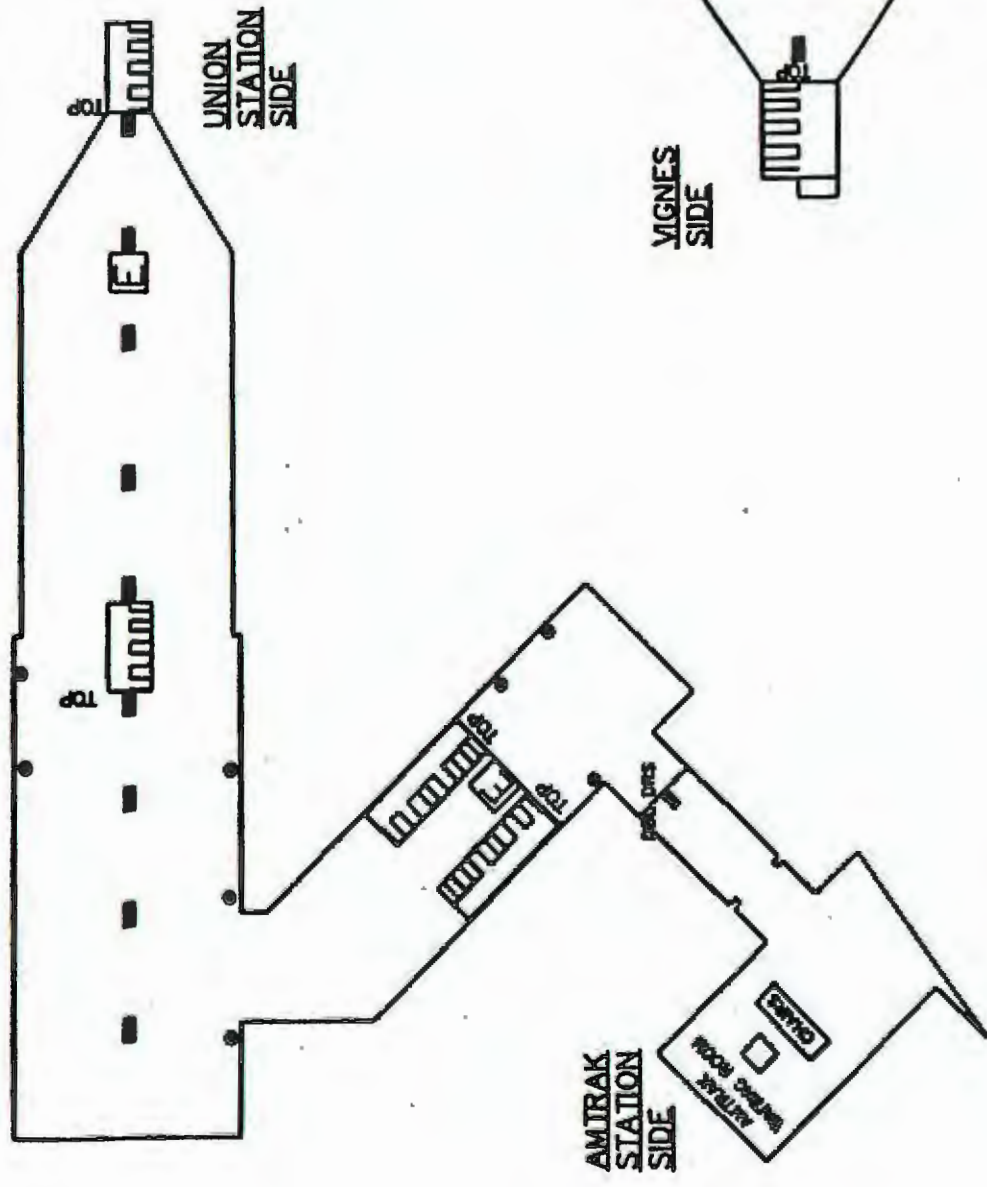
MEDIA EVENT AT UNION STATION



UNION STATION




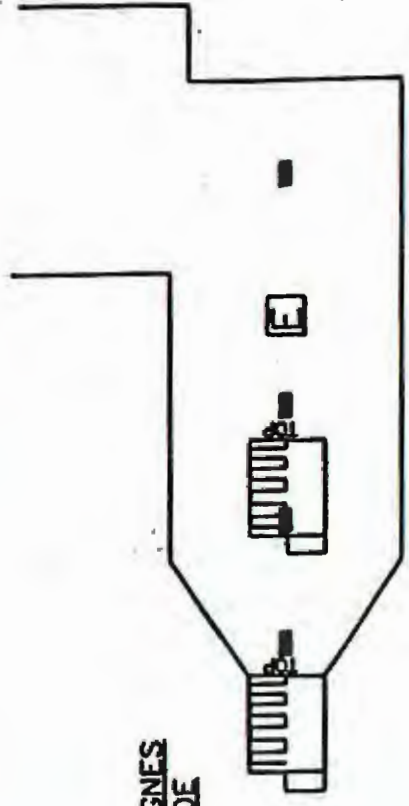
FIXED UNIT OF REVENUE SERVICE



LEGEND

- PILLAR (6'x 3')
- BENCH (6'x 3')
- SIGN (3'x 3')
- ELEVATOR (10'x 10')
- STAIRWAY
- ASHTRAY (ON WALL)
- TRASH CAN

MEZZANINE



PLATFORM

UNION STATION
SCALE: 1" = 50'

112