

Metro Rail Operations Report

Operations Committee

October 18, 2007

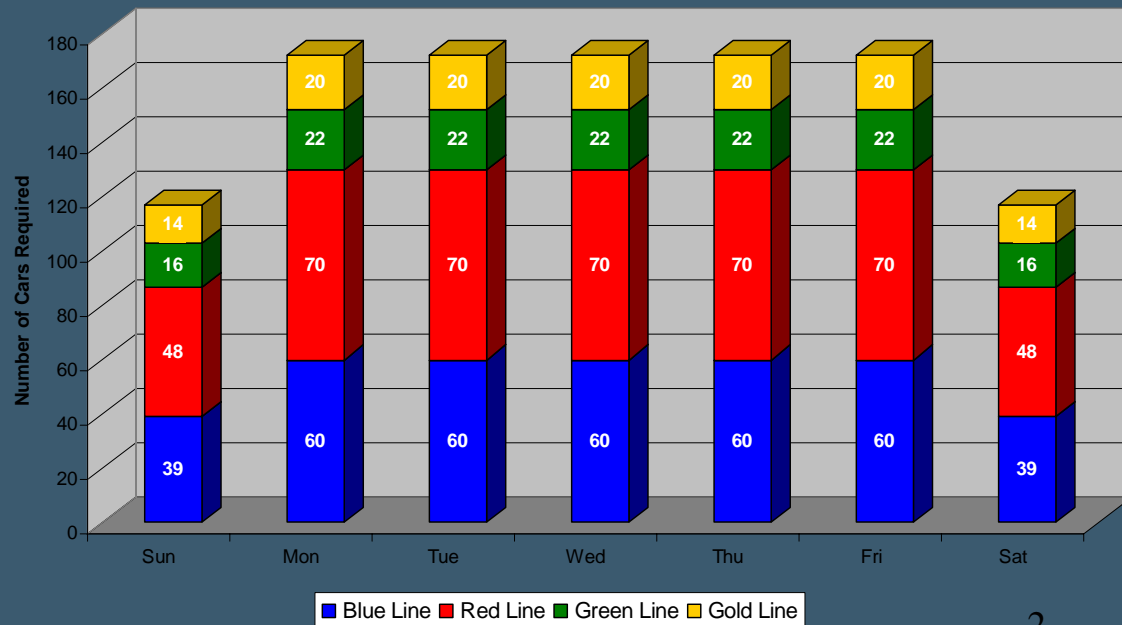
Service Delivery – AM/PM Pull-Outs

- September 2006 to August 2007 – 100% Pull-Out Achieved on all Lines

AM/PM Pull-Out Requirements

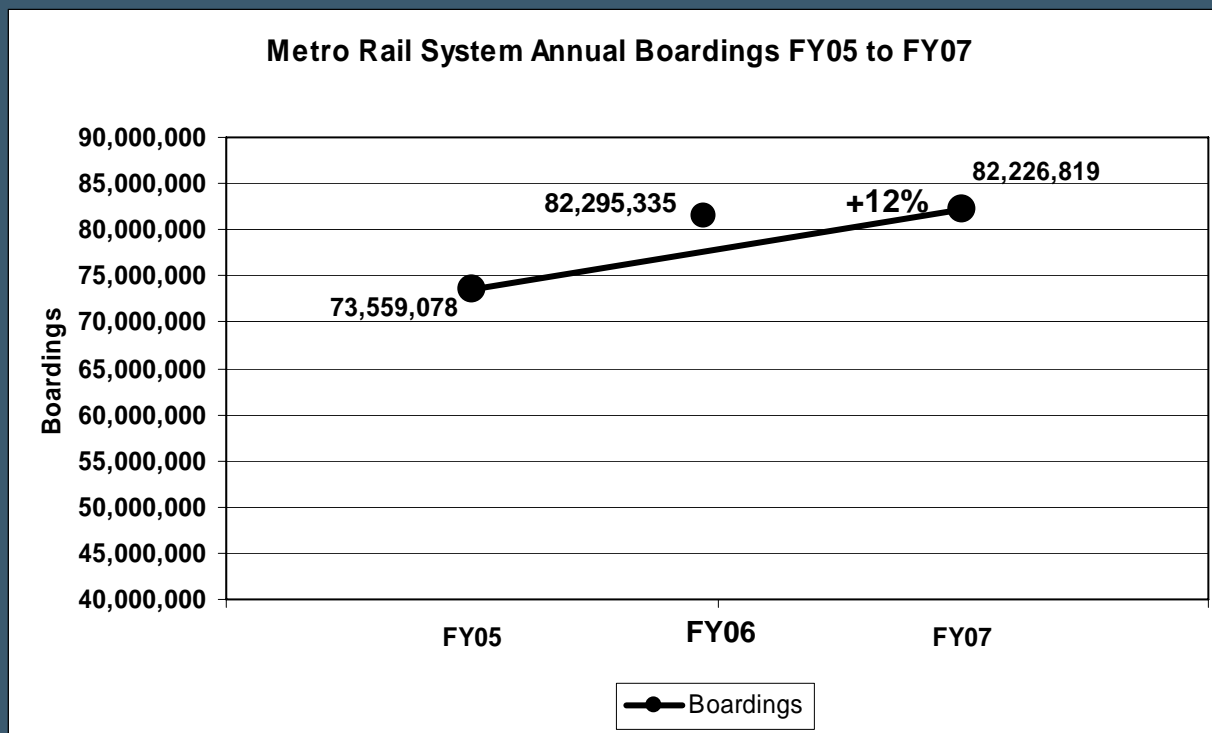
- **Blue Line – Fleet Size 69 cars**
 - Weekday pull-out: 60 cars
 - Weekend pull-out: 39 cars
 - **Monthly Mileage: 402,676 miles**
- **Red Line - Fleet Size 104 cars**
 - Weekday pull-out: 70 cars
 - Weekend pull-out: 48 cars
 - **Monthly Mileage: 547,630 miles**
- **Gold Line – Fleet Size 24 cars**
 - Weekday pull-out: 20 cars
 - Weekend pull-out: 14 cars
 - **Monthly Mileage: 132,087 miles**
- **Green Line – Fleet Size 28 cars**
 - Weekday pull-out: 22 cars
 - Weekend pull-out: 16 cars
 - **Monthly Mileage: 216,980 miles**

AM/PM Pull-Out Requirements



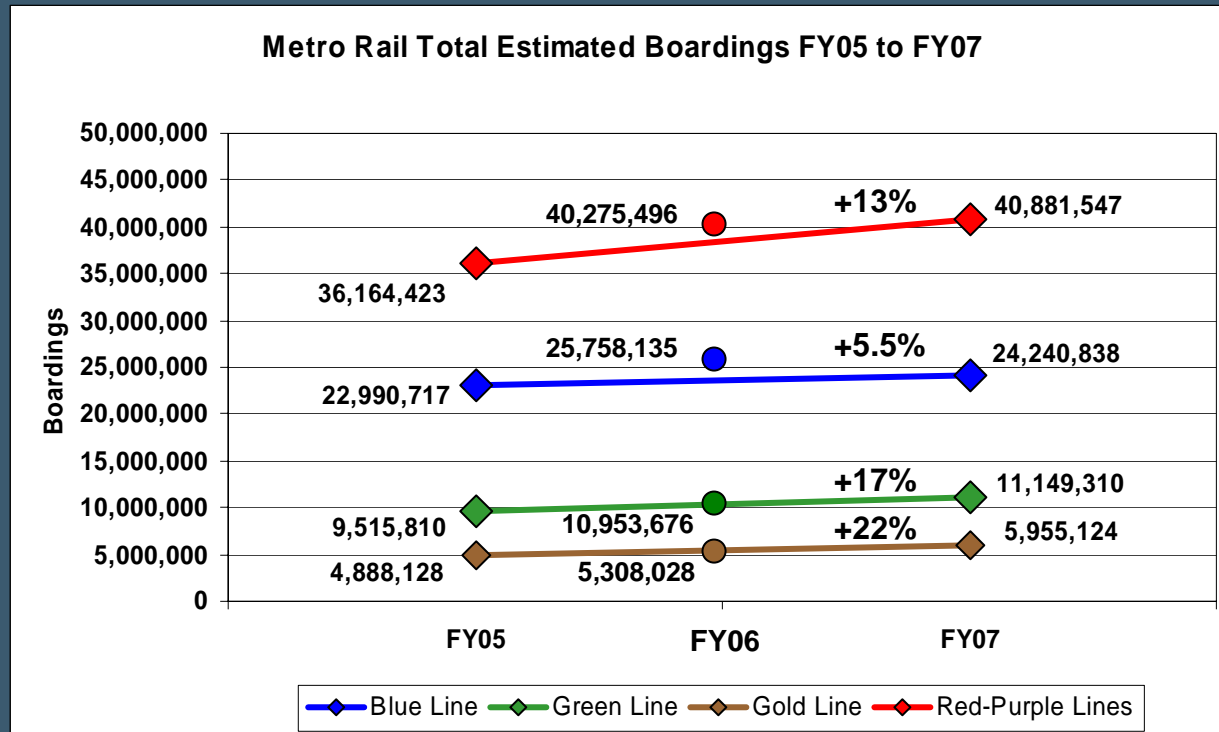
Metro Rail Ridership over the Last 2 Years is Increasing Approximately 6% Per Year

Metro Rail System Annual Boardings



Metro Rail – Every Rail Line is Experiencing Growth

Metro Rail System



Metro Rail – Ridership Will Continue to Rise with Added Service

Ridership Will Increase With Eastside & Expo and Improved Service Plans

Metro Rail System - FY 2008 to FY 2012					
Weekday Peak Schedule Requirement					
	Blue & Expo	Green	Gold & Eastside	Total LRVs	
Current	Headway	5.5 & 11	7.5	7.5	
	Revenue Trains	69	28	24	121
FY 2012	Headway	6	6	7.5	
	Revenue Trains	97	32	42	171
	Increase	41%	14%	75%	41%

An Aging System To Support New Service Demands

- **Blue Line Restoration**
 - 69 LRVs are being planned for mid-life restoration
 - Overhead Catenary System will need to be replaced in the next few years
 - Signalling System is limited to a 5 minute headway and improvements may be necessary
 - 25 Grade Crossings between Washington and Del Amo Stations are in the process of being upgraded over the next few years
 - Deteriorated wood tie replacement program
- **Other Aging Issues**
 - Red Line 104 Vehicles are due for mid-life restoration
 - Green Line will need OCS replacement within 5 years