

Agenda

Los Angeles County
Metropolitan Transportation Authority

BUS OPERATIONS SUBCOMMITTEE
Mulholland Conference Room - 15th Floor
9:30 am

- | | |
|--|---|
| 1. Call to Order
(1 minute) | Action
<i>Jane Leonard</i> |
| 2. Approval of December 8, 2015 Minutes
(1 minute) | Action
BOS |
| 3. BOS TAC Representatives
(2 minutes) | Action
BOS |
| 4. Chair's Report
(5 minutes) | Information
<i>Jane Leonard</i> |
| 5. Metro Report
(5 minutes) | Information
<i>Annelle Albarran</i> |
| 6. FTA Updates
(10 minutes) | Information
<i>Arianna Valle/Adam Stephenson</i> |
| 7. TAP Transfer on 2 nd Boarding
(10 minutes) | Information
<i>Kyle Holland</i> |
| 8. 2016 Ballot Measure Update
(10 Minutes) | Information
<i>Tim Mengle</i> |
| 9. FTA Section 5307 Working Group Update
(10 minutes) | Information
<i>Joyce Rooney</i> |
| 10. Metrolink Mobile Ticketing Application
Partner Training
(10 minutes) | Information
<i>Rory Vaughn</i> |



Metro

Los Angeles County
Metropolitan Transportation Authority

- | | |
|--|--|
| 11. Regional Paratransit Free Fare Review Update
(10 minutes) | Information
<i>Matthew Avancena</i> |
| 12. FAP Update
(5 minutes) | Information
<i>Carlos Vendiola</i> |
| 13. Legislative Report
(10 minutes) | Information
<i>Raffi Hamparian/Marisa Yeager
Michael Turner</i> |
| 14. Transit Industry Debriefing/Updates
(5 minutes) | Information
<i>All</i> |
| 15. New Business | Information
<i>All</i> |
| 16. Adjournment | |

Information Items:

90-day Rolling Agenda
 Summary of Invoices FY 2015
 Summary of EZ Pass Invoices
 Subsidy Matrix FY 2015
 TDA-STA Capital Claims
 TDA-STA Claims
 Regional Pass Sales
 FY2013 Section 5307 Balance as of 9.30.2015
 FY2014 Section 5307 Balance as of 9.30.2015
 FY2015 Section 5307 Balance as of 9.30.2015
 Combined FY2013-2015 Section 5307 Balance as of 9.30.2015
 Transfers on 2nd Boarding Presentation
 Draft Proposal Options – Ballot Measure
 Metrolink Mobile Ticketing Presentation

BOS Agenda Packages can be accessed online at:

<https://www.metro.net/about/bos/>

Please call ANNELLE ALBARRAN at 213-922-4025 or JOHN GREEN at 213-922-2837 if you have questions regarding the agenda or meeting. The next BOS meeting will be held on Tuesday, February 16, 2016, at 9:30 am in the Mulholland Conference Room, 15th Floor of the Metro Headquarters Building.

Bus Operations Subcommittee
Minutes/Action Items
December 8, 2015

1. Call to Order	The meeting was called to order at 9:35 A.M. A quorum was present.	Action		<i>Jane Leonard</i>
2. Chair's Report	<p>Michelle Caldwell, Foothill Transit, reported on the following items from the December 4, 2015 TAC meeting:</p> <ul style="list-style-type: none"> • Katie Lemmon, Metro, presented Metro's Urban Greening Plan. The Plan is to increase public access and improve the customer's public transit experience. Customer surveys found that additional amenities such as trees, shaded waiting areas, Wi-Fi and community events, can help increase ridership. In January 2016, there will be an online tool kit interface where transit riders can access information in five categories: Greening, People Spaces, Energy, Water, and Events. • Rena Lum, Metro, provided an update on the 2015 Metro Call for Projects (CFP). Staff is developing a Lessons Learned Survey that should be available around the beginning of the year. This survey will be available online. Rena encouraged TAC members to complete the survey when available. Staff is moving forward with the assumption that there will be a 2017 Call and is discussing the potential addition of an eighth (8) category for multi-model applications. There will be a working group formed in January 2016 to discuss both. • Patricia Chen, Metro, provided an update on the Potential 2016 Ballot Measure. Patricia reported that a Proposed 	Information	N/A	<i>Jane Leonard</i>

Bus Operations Subcommittee

Minutes/Action Items

December 8, 2015

	<p>Performance Metrics Framework has been developed. The Potential Ballot Measure structure being considered by staff is an 18-year extension of the current Measure R sales tax rate to FY 2057, plus a new half-cent sales tax from FY 2017-2057. Staff will bring the Proposed Performance Metrics Framework to the Board for approval at the December 2015 meeting. Staff anticipates bringing the Draft Expenditure Plan in March 2016 as information with adoption of the Final Expenditure Plan in June/July 2016.</p> <ul style="list-style-type: none">• Patrician Chen, Metro, provided an update on the Active Transportation Program (ATP). The California Transit Commission (CTC) adopted the 2015 ATP statewide program on October 21, 2015. The regional program is anticipated to be adopted by January 2016. The Los Angeles region is anticipated to receive a total of \$102 million, \$61 million from the statewide program and \$41 million from the regional program.• Patricia Chen, Metro, also provided an update on the CTC. The Interregional Transportation Strategic Plan (ITSP) has been deferred to the December 2015 meeting. At the Regional Transportation Planning Agency (RTPA) group meeting. There was a concern regarding the high turnover of staff in small cities, could affect the ability to meet federal funding policies. It was suggested that training and certification be provided for users of Federal funds. It is			
--	---	--	--	--

Bus Operations Subcommittee

Minutes/Action Items

December 8, 2015

	<p>still being discussed as to who will pay for the training.</p> <ul style="list-style-type: none"> Frank Ching, Metro, provided a presentation on Metro's Parking Master Plan/Ordinance Program. The Parking Ordinance was adopted by the Board on September 24, 2015 and was placed in effect on November 1, 2015. Frank stated that Metro is not looking to begin charging for parking, but wants to enforce basic parking regulations. Staff is currently in the process of implementing signage to inform users of the new regulations. Staff is also looking into technology that will count the number of open parking spaces available and alert users. <p>The November General Managers' meeting was cancelled.</p>			
3. Metro Report	Annelle Albarran, Metro, distributed a handout with a recap of the December 3, 2015 Metro Board meeting in lieu of an oral report.	Information		<i>Annelle Albarran</i>
4. Approval of October 20, 2015 Minutes	A motion to approve the minutes was made by Joyce Rooney, Beach Cities Transit, and seconded by Michelle Caldwell, Foothill Transit. The minutes were approved with the following addition: At the last BOS Subcommittee meeting, it was decided to have a discussion regarding the addition of a new agenda item titled "Transit Industry Debriefing Updates". A motion to add the item was made. The motion passed with 14 yes votes, 0 no votes and 2 abstentions.	Action	BOS	<i>BOS</i>
5. FTA Update	<p>Stacy Alameida, FTA, provided a handout with the following updates:</p> <ul style="list-style-type: none"> TEAMS saw over 400 grants processed during November. 	Information		<i>Charlene Lee Lorenzo/ Stacy Alameida</i>

Bus Operations Subcommittee

Minutes/Action Items

December 8, 2015

	<p>It has closed and is currently read only. Agencies cannot add, delete, or start any new grants.</p> <ul style="list-style-type: none">• ECHO will remain open for drawdown requests for existing (active) TEAMS grants.• Any grant application not awarded by November 30, 2015, must be recreated in TRAMS. Any post-award actions, such as draft/pending budget revisions, amendments, close-out amendments, will not migrate over to TRAMS and must be recreated.• Any application awaiting DOL certification can use the same certification for a grant re-created in TRAMS. DOL will continue to issue certifications after November, which can be used to support a future grant in TRAMS.• Webinars for TRAMS training are planned for January 2016.• There are five (5) Triennial Reviews scheduled for Los Angeles County in FY16 (SCRRA, Gardena, Redondo Beach, Montebello, and Long Beach). The Grantee Information Request (GIR) packages are due by December 11, 2015. Scoping meetings will be scheduled with those grantees in early to mid-January.• FTA has emailed the grantees a link to the Triennial Review Workshop Webinars. The material to be covered will be similar to that covered in the Pasadena workshops. There are nine (9) sections. Participants will need to register for each.			
--	--	--	--	--

Bus Operations Subcommittee
Minutes/Action Items
December 8, 2015

	<ul style="list-style-type: none"> • On December 4, 2015, the FAST Act was signed into law. This is a 5-year \$305 billion Surface Transportation bill. Of that, \$205 billion will go towards highway and \$48 billion to transit projects over the next 5 years. • Congress is working on an Omnibus Bill that will fund the Federal Government beyond the December 11, 2015 deadline; it is likely that a short term spending bill will be necessary. 			
<p>6. 2016 Ballot Measure Update</p>	<p>Tim Mengle, Metro, provided an update on the potential 2016 Ballot Measure. Metro’s Office of Management and Budget (OMB) is leading the working group tasked with developing a recommendation for the non-capital portion of the proposed Measure. The first working group meeting was held on November 24, 2015. The goal was to establish a core working group that is as inclusive as possible and to come to an agreement on how the non-capital funds should be allocated under the new measure should it move forward. A relatively small working group is needed due to time constraints and the need for information to be disseminated quickly. The working group’s next meeting will be held on December 9, 2015. A Draft Expenditure Plan is scheduled to be presented to the Board in March 2016.</p> <p>Tim asked the various Subcommittee members about the best way to keep everyone informed. The Subcommittee members agreed that the current working group, which includes representatives from LACMOA, BOS, LTSS and the General</p>	<p>Information</p>		<p><i>Melissa Wang/Tim Mengle</i></p>

Bus Operations Subcommittee

Minutes/Action Items

December 8, 2015

	<p>Managers is the best way. OMB will continue to keep everyone as informed as possible.</p>			
<p>7. Metro Dec. 2015 Service Changes/New Pasadena to NoHo Express Service Update</p>	<p>Israel Marin, Metro, discussed Metro's service changes that will go into effect December 13, 2015:</p> <p><u>Line 33 Owl Service</u></p> <p>Will no longer serve the Patsaouras Transit Plaza between the hours of 1 AM and 4 AM. During these hours, patrons will need to board on Cesar Chavez at Vignes, adjacent to the Plaza.</p> <p><u>Lines 18/720</u></p> <p>Due to the closure of the 6th St. bridge for 3–5 years, Lines 18 and Metro Rapid Line will 720 will be rerouted from 6th St. to 7th St. via Alameda on west side of the LA River and via Boyle on the east side of River.</p> <p><u>Line 45/745</u></p> <p>Due to Regional Connector construction, southbound bus service on Broadway (Lines 45 and 745) will be rerouted onto southbound Spring and share all Line 40 bus stops.</p> <p><u>Line 460</u></p> <p>I-5 freeway construction is complete; service will resume on its regular route to/from Disneyland.</p> <p><u>Line 625</u></p> <p>Service after 7 PM will be discontinued and earlier morning trips added. Patrons who need service after 7 PM may access Beach Cities Transit Line 109.</p>	<p>Information</p>		<p><i>Jon Hillmer/Israel Marin</i></p>

Bus Operations Subcommittee
Minutes/Action Items
 December 8, 2015

	<p><u>Line 704</u> More mid-day weekday Rapid trips have been added, improving headways from every 20 minutes to every 15 minutes. This will be done as a pilot effective Monday, December 14, 2015.</p> <p><u>Line 910/950X Silver Line/New Silver Line Express</u> The Silver Line will be extended south from the Harbor Gateway Transit Center to San Pedro via route Line 450, which is being discontinued. A new weekday Silver Line Express service will begin operating during peak periods only. The new Line 950X (Silver Line Express) will operate to/from San Pedro, Harbor Gateway Transit Center, Downtown LA and El Monte. The new express service skips the following stations on the Harbor Transitway: Rosecrans, Manchester, Slauson and 37th St. A new stop in downtown LA has been added at 6th St. and Flower St. The fare for Lines 910/950X will be \$2.50.</p> <p><u>Bus Stop Consolidation</u> Downtown bus stops on Olive St., Grand Ave., and Hill St., have been consolidated to facilitate a faster and smoother trip through Downtown LA. Bus Stop optimization was recommended by an earlier APTA Peer review. Bus stop consolidation will be implemented on two to three lines per region. Service Change notices will be distributed on buses showing the changes.</p>			
8. TAP Update	<p>David Sutton, Metro, provided the following TAP updates:</p> <ul style="list-style-type: none"> • Negotiations with Cubic for a System update, which will allow transfers on the second boarding, are nearly complete. It will take approximately six to nine months for 	Information		<i>David Sutton</i>

Bus Operations Subcommittee

Minutes/Action Items

December 8, 2015

	<p>the system to be updated and implemented.</p> <ul style="list-style-type: none"> • Six new employees have been hired to help in the Reduced Fare section • Staff is working on a pilot with the City of Los Angeles, which will allow parking meters in the Westwood area to be used by Metro customers to load/add money to their TAP cards • The Los Angeles County Board of Supervisors approved entering into an agreement with Metro to allow County Libraries to be part of the TAP vendor network. Staff will conduct a pilot program at five locations; Dr. Martin Luther King Library in Carson, Paramount Library in Paramount, El Monte Library in El Monte, Lancaster Library in Lancaster, and the San Fernando Library in San Fernando. If the pilot is successful, the program could potentially expand to 85 library locations in the County. The City of Los Angeles will assess the pilot and may follow with a pilot of their own at two City libraries. Additionally, six Ralph Stores have joined the vendor network. The six locations are in the Long Beach and Torrance areas. 			
<p>9. Regional Short Range Transit Plan</p>	<p>Scott Hartwell, Metro, provided an overview of the recently completed Regional Short Range Transit Plan (RSRTP). A special Technical Advisory Committee (TAC) comprised of Metro Operations and representatives from the 16 Municipal/Included operators was established to help guide the development of the RSRTP. The RSRTP is a strategic planning tool that will aid in</p>	<p>Information</p>		<p><i>Scott Hartwell/Annelle Albarran</i></p>

Bus Operations Subcommittee

Minutes/Action Items

December 8, 2015

	<p>maintaining and optimizing the existing regional transit system to better serve both current and future travel demands, create an improved and more seamless regional system, and attract new markets. The final RS RTP identified the following four goals and actions for implementation.</p> <p>Goal 1: Streamline the SRTP Submittal Process</p> <p>Streamlining the current SRTP submittal process and providing more guidance on its development were the primary recommendations from TAC members. Five actions were recommended: 1) change the SRTP submission deadline from October 31st to January 31st; 2) develop a more detailed and comprehensive SRTP which summarizes key elements expected in each plan; 3) submit a full SRTP every three years rather than every year, while continuing to submit only the required information for establishing transit funding levels each year; 4) allow sharing of the SRTPs among all the municipal operators; and 5) provide regular training on how to properly report the required data each year and to better understand the Formula Allocation Procedure (FAP).</p> <p>Goal 2: Strengthen Regional Service Coordination</p> <p>Three recommendations were made towards strengthening service coordination: 1) develop a service coordination framework that builds on Metro's Long Range Transportation Plan; 2) use resources wisely; and 3) take advantage of the existing lines of</p>			
--	--	--	--	--

Bus Operations Subcommittee

Minutes/Action Items

December 8, 2015

	<p>communication, such as BOS and the Quarterly Transit Service Providers meetings to discuss planned service changes as well as any upcoming capital projects.</p> <p>Goal 3: Seize Opportunities to Make Fare Payment More Seamless to Customers</p> <p>Three actions were recommended towards meeting this goal: 1) discuss regional fare policy changes at least six months in advance of implementation; 2) continue working on the consistency of inter-agency pricing and reduced fare discounts; 3) and plan carefully for the Next Generation Fare Collection System before key decisions are made.</p> <p>Goal 4: Enhance Bus/Rail Integration on New Transit Corridors</p> <p>The recommendation was to continue early bus/rail interface planning throughout the planning and engineering phases of new transit corridors.</p> <p>Metro Local Programming will assist in implementing any actions related to the SRTP submittals. Jane Leonard, BOS Chair, asked that more TPM training be provided and urged the Subcommittee to review the Plan and bring back any questions and/or concerns that they might have to the next BOS meeting.</p>			
<p>10. Section 5307 Working Group</p>	<p>Joyce Rooney informed the Subcommittee that an e-mail will be sent to establish a Section 5307 Discretionary Working Group and</p>	<p>Information</p>		<p><i>Joyce Rooney</i></p>

Bus Operations Subcommittee
Minutes/Action Items
December 8, 2015

	coordinate a meeting. The Working Group will be responsible for recommending any potential modifications to the rules for the new 2016 funding cycle. Those who are interested in being part of the Working Group are encouraged to contact Joyce.			
11. Access Service Update	<p>Matthew Avancena, Access Services, reported that language submitted to FTA asking to retain the existing tiered fare structure, was approved through the Fixing America's Surface Transportation (FAST) Act. The new Bill, signed by President Obama, allows Access to keep the existing tiered fare structure in place and any future fare increase to paratransit service would be based on Metro's fares. Therefore, Access Services will not be implementing a dynamic fare change on January 1, 2016.</p> <p>Staff will be sending a formal request to FTA asking that the fare finding in their triennial audit be removed. Staff hopes to have the finding removed in time for the start of the Triennial Reviews in January 2016.</p>	Information	1:20	<i>Andre Colaiace/Mathew Avancena</i>
12. Legislative Update	No Legislative Report was provided.	Information		<i>Raffi Hamparian/Marisa Yeager/Michael Turner</i>
13. New Business	<p>Transit Industry Debriefing/Updates: Jane Leonard, Culver CityBus, reported on the following items:</p> <ul style="list-style-type: none"> • The California Transit Association (CTA) conference was held in Pasadena on November 18-20, 2015. All BOS members are encouraged to look at the presentations and information provided, which will be uploaded to the CTA 	Information		<i>All</i>

Bus Operations Subcommittee

Minutes/Action Items

December 8, 2015

	<p>website.</p> <ul style="list-style-type: none">• A Transit Mutual Assistance Compact (TransMac) meeting was held on November 4, 2015. TransMac is a collective agreement for the use of other transit agencies' resources in the event of an emergency (at a cost to the requesting agency). It is free to join and all BOS members are encouraged to do so. At the meeting, the TransMAC group discussed the fact that all transit providers need to have representation at the LA County Emergency Operations Center. Therefore, TransMAC is working on outreach and coordination.• The Southern California Regional Transit Training Consortium (SCRTTC) has received two innovation awards. One is the Model Program Award from the National Training Institute (NTI) and the other is the Transit Innovation Award from the California Transit Association (CTA).• Several transit agencies collaborated with the CTA to add "work force and development" language to the CTA's proposed framework for handling the zero emission bus requirements from the State <p>Teleconferencing</p> <ul style="list-style-type: none">• Teleconferencing was discussed as it could be easily made available for BOS meetings. The Subcommittee discussed attendance via video and/or telephone conferencing. The group came to the consensus that			
--	--	--	--	--














Bus Operations Subcommittee

Minutes/Action Items



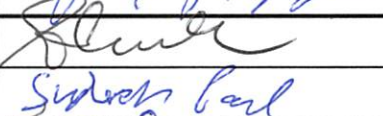





December 8, 2015

	<p>these options are not meant to be used as an alternative to attending the meetings. Although these options are available to members, they will be offered on a case-by-case basis (rainy weather, other emergencies).</p> <p>David Feinberg, Santa Monica Big Blue Bus, reported that their City Council approved a base fare increase from \$1.00 to \$1.25. In an effort to increase pass sales, the cost of monthly passes was reduced by \$10. Senior citizen passes remain the same and a new 7 day pass was created. The new fares will become effective January 13, 2016.</p> <p>Lind Hui, Arcadia Transit, reported that the Arcadia City Council approved a Transit Service Restructuring Plan. Staff is developing a detailed service plan that includes adding a new fixed route service. The new service is going to be aligned with the opening of the Gold Line Foothill Extension on March 5, 2016.</p>			
14. Adjournment	The meeting adjourned at 11:35 am.			






**Bus Operations Subcommittee
Sign-In Roster - Tuesday December 8, 2015**

AGENCY	REPRESENTATIVE		SIGNATURE	TELEPHON	FAX	E-Mail
Antelope Valley Transit	Colby	Konisek		661-729-2231	661-726-2615	ckonisek@avta.com
	Judy	Vaccaro-Fry		661-729-2234	661-726-2615	jvaccaro@avta.com
Arcadia Transit	Linda	Hui		626-574-5435	626-447-3309	lhui@ci.arcadia.ca.us
Beach Cities Transit	Amy	Ahdi		310-318-0610 X3533	310-937-6621	amy.ahdi@redondo.org
	Diane	Amaya		310-318-0610 X2032	310-937-6621	diane.amaya@redondo.org
	Joyce	Rooney		310-318-0610 X2670	310-937-6621	joyce.rooney@redondo.org
Claremont Dial-A-Ride	Cari	Sneed		909-399-5306	909-626-9985	csneed@ci.claremont.ca.us
	George	Sparks		909-596-7664	909-596-7399	glspvta@gmail.com
Commerce Municipal Bus Lines	Martin	Gombert		323-887-4419	323-724-2776	marting@ci.commerce.ca.us
	Claude	McFerguson		323-887-4419	323-724-2776	claudem@ci.commerce.ca.us
Culver City Bus Lines	Samantha	Blackshire		310-253-6535	310-253-6513	Samantha.blackshire@culvercity.org
	Jane	Leonard		310-253-6523	310-253-6513	Jane.leonard@culvercity.org
Foothill Transit	Michelle	Caldwell		626-931-7254	626-931-7332	mcaldwell@foothilltransit.org
	David	Reyno		626-931-7205	626-931-7305	dreyno@foothilltransit.org
G Trans	Paula	Faust		310-965-8808	310-539-1989	pfaust@gardenabus.com
	Joseph	Loh		310-965-8808	310-539-1989	jloh@gardenabus.com
La Mirada Transit	Judith	Quinonez		562-943-0131	562-902-2980	jquinonez@cityoflamirada.org
	Lisa	Montoya		562-943-0131 x.3125	562-943-9618	lmontoya@cityoflamirada.org
MTA Operations	Nancy	Saravia		213-922-1217		SARAVIAN@metro.net
	Wayne	Wassell		213 922-6979	213-922-6927	wassellw@metro.net
LADOT	Kari	Derderian		213-928-9741	213-928-9768	kari.derderian@lacity.org
	Corinne	Ralph		213-928-9745	213-928-9765	corinne.ralph@lacity.org
Long Beach Transit	Dana	Pynn		562-599-8571	562-218-1994	dpynn@lbtransit.com
	Jennifer	Abro		562-599-8544	562-218-1994	jabro@lbtransit.com

**Bus Operations Subcommittee
Sign-In Roster - Tuesday December 8, 2015**

AGENCY	REPRESENTATIVE		SIGNATURE	TELEPHON	FAX	E-Mail
Montebello Bus Lines	Robert	Portillo		323-558-1625	323-887-4643	rpertillo@cityofmontebello.com
	Gloria	Gallardo		323-558-1625	323-887-4643	ggallardo@cityofmontebello.com
Norwalk Transit	Theresa	Clark		562-929-5601	562-929-5572	tclark@ci.norwalk.ca.us
	Sudesh	Paul		562-929-5660	562-929-5572	spaul@ci.norwalk.ca.us
Santa Clarita Transit	Susan	Lipman		661-295-6302	661-295-6393	slipman@santa-clarita.com
Santa Monica's Big Blue Bus	Enny	Chung		310-458-2296	310-395-5460	enny.chung@smgov.net
	David	Feinberg		310-458-1975 x. 5848	310-450-4847	david.feinberg@smgov.net
Torrance Transit	Ifeanyi	Ihenacho		310-618-3029	310-618-6229	iihenacho@torranceca.gov
	James	Lee		310-781-6924	310-618-6229	jameslee@torranceca.gov

Additional Attendees:

AGENCY	REPRESENTATIVE		SIGNATURE	TELEPHON	FAX	E-Mail
SCAG	Mariana	Pulido		213 236 1881		pulido@scag.ca.gov
Glendora	Raphael	Guillen		310 905-9807		rquillen@gendrabus.com
SCAG	Karen	Aceves		213 236 1921		aceves@scag.ca.gov
METRO	DAVID	SUTTON				
Access	M. H.	Aurumca		213-270-6000		Aurumca@AccessLA.org

• **BOS Attendance Chart - January-December 2015**

Agency	Representative	January	February	March	April	May	June	July	August	September	October	November	December
Antelope Valley	Rep: Judy Vaccaro-Fry	☐	☐		☐		☐	☐					
	Alt: Colby Konisek												☐
Arcadia Transit	Rep: Linda Hui	☐	☐		☐		☐						☐
Beach Cities Transit	Chair: Joyce Rooney	☐	☐	☐	☐	☐	☐	☐		☐	☐		☐
	Alt: Diane Amaya		☐	☐	☐	☐		☐		☐	☐		
	Alt: Amy Ahdi										☐		☐
Claremont Dial-A-Ride	Rep.: George Sparks				☐	☐		☐		☐			☐
	Alt: Cari Sneed		☐	☐									
Commerce Municipal Bus Lines	Rep: Martin Gombert	☐	☐	☐		☐	☐			☐	☐		☐
	Alt: Claude McFerguson												
Culver City	VC: Jane Leonard	☐	☐	☐	☐	☐	☐	☐		☐	☐		☐
	Alt: Samantha Blackshire												
Foothill Transit	Rep: David Reyno	☐	☐				☐	☐			☐		
	Alt.: Michelle Caldwell		☐	☐	☐	☐	☐			☐	☐		☐
G Trans	Rep: Joseph Loh		☐	☐	☐	☐	☐				☐		
	Alt: Paula Faust	☐						☐					
LADOT	Rep: Corinne Ralph	☐	☐		☐		☐	☐		☐			☐
	Alt: Kari Derderian	☐	☐	☐		☐							☐
La Mirada Transit	Rep: Judith Quiñonez	☐			☐	☐		☐			☐		☐
	Alt: Lisa Montoya												
Long Beach Transit	Rep: Dana Pynn	☐	☐	☐	☐			☐			☐		
	Alt: Jennifer Abro		☐	☐	☐	☐	☐						☐
Montebello Bus Lines	SEC: Gloria Gallardo		☐	☐	☐	☐	☐			☐	☐		☐
	Alt: Robert Portillo		☐	☐	☐	☐		☐		☐	☐		☐
MTA	Rep: Nancy Saravia	☐	☐	☐		☐	☐	☐		☐			☐
	Alt: Wayne Wassell	☐			☐	☐	☐	☐			☐		
Norwalk Transit	Rep: Theresa Clark	☐	☐	☐	☐	☐							☐
	Alt: Sudesh Paul			☐	☐		☐	☐		☐	☐		☐
Santa Clarita Transit	Rep: Susan Lipman	☐	☐	☐	☐	☐	☐						☐
Santa Monica's Big Blue Bus	Rep: David Feinberg	☐	☐	☐	☐	☐	☐			☐	☐		☐
	Alt: Enny Chung				☐	☐		☐					
Torrance Transit	Rep: James Lee	☐	☐	☐							☐		
	Alt: Ifeanyi Ihenacho				☐		☐				☐		
	Quorum? (9 Members or more)	☐	☐	☐	☐	☐	☐	☐		☐	☐		☐



Upcoming Agenda Items

Ad-Hoc Congestion Reduction Committee

Wednesday, January 20, 2016

2015-1735 Adopt the ExpressLanes Toll Policy as shown in Attachment A.

Status: Item Needs Additional Approval

2015-1733 Approve the Metro ExpressLanes Round 2 Net Toll Revenue Grant Applications (Attachments B and C).

Status: Approval Review

Ad-Hoc Sustainability Committee

2015-1728 RECEIVE AND FILE status report on SCAG 2016 Regional Transportation Plan/Sustainable Communities Strategy (RTP/SCS).

Status: Approval Review

2015-1721 Approve Proposed Strategy for Affordable Housing and Sustainable Communities Program, including:

- policy framework prompting local resolutions as a prerequisite for all partnership and support;
- authorization for staff to include Metro-specific components as described in individual project applications;
- direction to staff on various activities supporting capacity building and planning for AHSC competitiveness.

Status: Approval Review

2015-1739 Approve proposed Urban Greening Implementation Action Plan.

Status: Approval Review

Tuesday, January 05, 2016

Ad-Hoc Transit Policing Oversight Committee

2015-1801 Receive and file this Office of the Inspector General (OIG) report on the review of Metro policing and security workload and staffing analysis.

Status: Draft

Thursday, January 21, 2016

2015-1777 Receive and file status report on the Transit Community Policing Plan

Status: CEO Draft Meeting Ready

Board of Directors

Thursday, January 28, 2016

2015-1742 APPROVE Minutes of the Regular Board Meeting held December 3, 2015.

Status: Agenda Ready

2015-1663 Oral Report on Los Angeles International Airport Landside Access Modernization Program.

Status: Draft

2015-1559 A. Hold a public hearing on the proposed rescission of Resolution of Necessity;

B. Rescind Resolution of Necessity authorizing the commencement of an eminent domain action to acquire a subsurface easement and a grouting easement in Project Parcels RC-449 and RC-449-1 (Assessor Parcel No. 5161-017-009); consisting of the real property (hereinafter the "Property").

Status: CEO Draft Meeting Ready

Construction Committee

Thursday, January 21, 2016

2015-1329 Authorize Contract Modification No. 32 (a.k.a. Contract Change Order, CCO 32) by Caltrans for Segment 3 construction contract of the I-5 North Capacity Enhancements project from SR-134 to SR-118 under the Funding Agreement No. MOU.P0008355/8501 A/A6, in the amount of \$2,100,000 without an increase in the project budget or contract value.

Status: Approval Review

2015-1390 1. APPROVE increasing the Life of Project (LOP) and Contract Modification Authority (CMA) as follows:

- A. Increase the LOP Budget for Patsaouras Bus Plaza Station (PBPS CP 202317) by \$10,009,000, from \$30,984,000 to \$40,993,000.
- B. Increase the CMA for Contract No.C0970 with OHL USA, Inc. (OHL), in the amount of \$6,476,800, from \$1,983,200 to \$8,460,000.

2. AUTHORIZE the Chief Executive Officer (CEO) to:

- A. Execute Contract Modification No. 9 to Contract No. C0970, with OHL in the amount of \$697,185, increasing the total value of the Contract from \$20,247,802 to \$20,944,987;
- B. Execute Contract Modification No. 10 to Contract No. C0970, with OHL in the amount of \$3,894,695, increasing the total value of the Contract from \$20,944,987 to \$24,839,682.

Status: CEO Draft Meeting Ready

2015-1594 Authorize the Chief Executive Officer to execute Contract Modification No. 5 to Contract No. MC070, to Arcadis U.S., Inc., to continue providing Construction Management Support Services (CMSS) through June 30, 2017, for the Regional Connector Transit Corridor Project, in the amount of \$18,494,981 increasing the total contract value from \$17,135,690 to \$35,630,671.

Status: CEO Draft Meeting Ready

2015-1702 Authorize the Chief Executive Officer (CEO) to execute Change Modification No. 3 to Contract No. MC071, Westside Extension Support Team (West), to continue providing Construction Management Support Services (CMSS) through Fiscal Year 2017 for the Westside Purple Line Extension Section 1 Project, in an amount not-to exceed \$23,413,832, increasing the total contract value from \$21,001,079 to \$44,414,911.

Status: Approval Review

2015-1708 Receive and file the quarterly report on Crenshaw/LAX safety.

Status: CEO Draft Meeting Ready

2015-1795 Receive and File Status Report on the implementation of Metro's Pilot Business Interruption Fund (BIF) for small "mom and pop" businesses directly impacted by Metro construction activity within the Little Tokyo area of the Regional Connector transit rail project.

Status: Approval Review

2015-1720 RECEIVE oral Program Management Executive Director's report.

Status: Approval Review

Executive Management Committee

Wednesday, January 20, 2016

- 2015-1759**
- A. Increase the Life of Project budget for Project 809081, Red Line Segment 2 Close-out in the amount of \$336,697, increasing the previous authorization amount of \$31,510,403 to \$31,847, 100.

 - B. Amend the FY 16 budget to add \$187,500 to Project 809081, Red Line Segment 2 Close-out.

 - C. Increase the Life of Project budget for Project 809082, Red Line Segment 3 Close-out in the amount of \$556,900, increasing the previous authorization amount of \$3,639,000 to \$4,195,900.

 - D. Amend the FY16 budget to add \$62,500 to Project 809082, Red Line Segment 3 Close-out.
- Status:** Approval Review

- 2015-1783**
- Receive and file report of the Customer Experience Technology Improvements
- Status:** Approval Review

Thursday, January 21, 2016

- 2015-1626**
- AUTHORIZING the Chief Executive Officer to execute a thirty year (30-year) License Agreement with Clear Channel Outdoor (“CCO”) for the installation and operation of a digital outdoor advertising structure at Division 11 located at 1011 Carson Street in Long Beach at a minimum annual lease rate of \$120,000.
- Status:** Agenda Ready

- 2015-1667**
- RECEIVE AND FILE the quarterly status report on Metro’s sexual harassment campaign and preview of fall 2015 Customer Satisfaction Survey.
- Status:** CEO Draft Meeting Ready

- 2015-1786**
- RECEIVE AND FILE the Chief Communications Officer’s Quarterly Report.
- Status:** Item Needs Additional Approval

- 2015-1776**
- A. Establish Internal Savings Account and provide periodic updates and monitoring of the activities of the account
 - B. Direct the CEO to implement all cost savings and revenue generation options assigned as low and medium risk, and deposit all cost savings and new revenues generated into the Internal Savings Account

- C. Direct the CEO to return to the Board on those initiatives requiring policy changes or Board action before implementing each initiative
- D. Approve Internal Savings Account eligible priority uses and withdrawal criteria guidelines

Status: CEO Draft Meeting Ready

2015-1588

Receive and file report updates on Additional Affordable Housing.

Status: Approval Paused

Finance, Budget and Audit Committee

Wednesday, January 20, 2016

2015-1713 RECEIVE AND FILE status report on ridership trends and efforts taken as part of the Immediate Action Plan to increase ridership and improve customer service. Attachment A provides a status report on these actions.

Status: CEO Draft Meeting Ready

2015-1724 Receive and file the first quarter report of Management Audit Services (Management Audit) for the period ending September 30, 2015.

Status: CEO Draft Meeting Ready

2015-1231 A. Adopt the Investment Policy, Attachment B, including the addition of 2 new Investment options outlined in Attachment A
B. Approve the Financial Institutions Resolution authorizing financial institutions to honor signatures of LACMTA Officials, Attachment C
C. Delegate to the Treasurer or his/her designees, the authority to invest funds for a one year period, pursuant to California Government Code (the Code) Section 53607

Status: Approval Review

2015-1306 Adopt a resolution, Attachment A that:
i. Authorizes the issuance of bonds by competitive sale to refund the Prop A Series 2008-A1, Series 2008-A2, Series 2008-A3 and Series 2008-A4 Bonds ("the 2008-A Bonds") in one or more transactions through August 31, 2016, consistent with the Debt Policy;
ii. Approves the forms of Notice of Intention to Sell Bonds, Notice Inviting Bids, Supplemental Trust Agreement, Bonds, and Preliminary Official Statement, all subject to modification as set forth in the resolution; and
iii. Authorizes taking all action necessary to achieve the foregoing, including, without limitation, the further development and execution of bond documentation associated with the issuance of the bonds.
(Requires separate, simple majority Board vote.)

Status: Approval Review

Thursday, January 21, 2016

2015-1797 Receive Oral Report from Metro's State Advocacy Team - State Legislative Update.

Status: Draft

System Safety, Security and Operations Committee

2015-1157 Approve a \$19.9 million multi-year life-of-project budget for Union Station Capital Improvements project for Fire-Life-Safety (FLS) and Americans with Disabilities Act (ADA) compliance to acquire and install a back-up generator, to integrate safety, security and emergency lighting upgrades, to complete ADA retrofitting of Union Station West:

CONSIDER:

A. Adopt a Life-of-Project (LOP) budget for Los Angeles Union Station (LAUS) FLS/ADA compliance capital program improvements of \$19.9 million for the following:

- 1) Emergency back-up generator and fire alarm system for \$10.3M
- 2) Safety, security and emergency energy efficient lighting system for \$3.8M
- 3) ADA compliance - ADA access retrofitting the historic Union Station for \$5.8M.

Status: Approval Review

2015-1662 Receive and file this response to Motion #39 in September 2015 by Director Knabe on the San Pedro Red Car Line.

Status: Approval Review

2015-1725 Receive and file this report on space planning for the USG Building.

Status: CEO Draft Meeting Ready

2015-1731 RECEIVE AND FILE monthly update on transit policing performance.

Status: CEO Draft Meeting Ready

2015-1699 Approve the FY16 budget amendment of \$42,900,000 for the acceleration of FTA Section 5307 Federal Funding for FY16 to support the 900 Bus Acquisition (project 201056).

Status: Approval Review

2015-1746 Operations Employee of the Month

Status: Approval Review

2015-1747 RECEIVE oral report on System Safety, Security and Operations

Status: Draft



Upcoming Agenda Items

Construction Committee

Thursday, February 18, 2016

2015-1716

1. Authorize the Chief Executive Officer (CEO) to negotiate and execute contract modification(s) to Contract No. C0988 with Walsh/Shea Corridor Constructors (WSCC), to design and construct accommodations so as not to preclude a future Light Rail Station (LRT) Station at 96th Street in an amount not to exceed \$TBD increasing the total contract value from \$1,287,509,853 to \$TBD; and
2. Approve an increase in Contract Modification Authority (CMA) for Contract No. C0988 in the amount of \$TBD increasing the total CMA from \$134,699,993 to \$TBD.
3. Amend the FY16 Budget for \$TBD to increase Project 460303 Airport Metro Connector Project, in Cost Center 4330, Countywide Planning and Development.

Status: Draft

2015-1718

I-5 North Capacity enhancement from SR 134-SR 118 CCOs

Status: Draft

Executive Management Committee

2015-1790

Authorize the Chief Executive Officer to execute Amendment No. ____ to Contract No. _____ with (Contractor's Name) to provide (Type of Service) for a period of _____ in the (amount not to exceed/firm-fixed price of) \$_____ increasing the Total Contract Value from \$_____ to \$_____.

Status: Draft

Finance, Budget and Audit Committee

Wednesday, February 17, 2016

2015-0544 Employer Annual Pass Programs (EAPP) - At this time Staff is not recommending any new actions to increase staff or bring staff in house. Audit Management recently informed staff that a comprehensive audit will be conducted of special fare programs, including A-TAP, B-TAP and I-TAP. Program suggestions and modifications are pending audit results.

Status: Draft

2015-1714 All Door Boarding Pilot Evaluation and Next Steps

Status: Draft

2015-1761 Adopt the _____ Program/Policy/Plan/Agreement [(Memorandum of Understanding (MOU))] (if appropriate include copy as Attachment A).

[List style below:]

A. AUTHORIZE the _____ to finalize negotiations with the recommended banks and enter into reimbursement agreements and related documents for direct-pay letters of Credit ("LOC"):

1. With _____ for a commitment amount of _____ million for a _____ term at an estimated cost of _____ including legal fees and other related expenses.

2. With _____ for a commitment amount of _____ million for a _____ term at an estimated cost of _____ including legal fees and other related expenses.

B. If unable to reach agreement with one of both of the recommended banks, authorize the _____ to finalize negotiations with each successively ranked bank agreements having __ year terms and the estimated costs shown in Attachment ____.

C. Adopt a resolution that approves the selection of _____ and _____ or successor(s), a form of the reimbursement agreement on file with the Board Secretary and makes certain benefit findings in compliance with the Government Code, Attachment ____.

Status: Draft

Thursday, February 25, 2016

2015-1804 Universal Fare System (TAP) Contract Modification Authority

Status: Draft

System Safety, Security and Operations Committee

Thursday, February 18, 2016

- 2016-0003** Midlife Overhaul of Blue Line Wheel True Machine
Status: Draft
- 2015-1511** Receive and File Response to Motion on Automated Public Toilets by Director Fasana.
Status: Draft
- 2015-1687** Receive and file this report in response to the October 15, 2015 Board directive to provide an annual report on the state of Metro's public artworks and to budget a reasonable amount of funds beginning in FY 2017 for the maintenance and/or restoration of Metro's public artworks.
Status: Draft
- 2015-1749** Operations Employee of the Month
Status: Draft
- 2015-1750** RECEIVE oral report on System Safety, Security and Operations.
Status: Draft



Upcoming Agenda Items

Construction Committee

Thursday, March 17, 2016

2015-0663 I-5 Soundwall Project (from SR 118 to SR14)

Status: Draft

System Safety, Security and Operations Committee

2015-1784 Approve nominee/s for membership on Metro's Gateway Cities Service Council.

Status: Draft

2015-1764 Oral Report on ANNUAL SAFETY REPORT.

Status: Draft

2015-1751 Operations Employee of the Month

Status: Draft

2015-1752 RECEIVE oral report on System Safety, Security and Operations.

Status: Draft

SUMMARY OF INVOICES FOR FY 2016

As of January 11, 2016

CITY OF ARCADIA	INVOICE NUMBER	SUBJECT	INVOICED AMOUNT
		Prop A 40% Disc	
		Prop C 5% Transit Sec	
		Prop C 40% BSIP	
		Prop C 40% FTM	
		Prop C 40% MOSIP	
		Measure R 20% Bus Ops	
		Total	\$0

ANTELOPE VALLEY TRANSIT AUTHORITY	INVOICE NUMBER	SUBJECT	AMOUNT
	PROPADISCGROWTH	Prop A 40% Disc	\$4,419,548
	PROPCTTRANSIT	Prop C 5% Transit Sec	\$190,000
	PROPCBSIP	Prop C 40% BSIP	\$46,172
	PROPCTTRANSITSVC	Prop C 40% TSE	\$363,788
	PROPCFOOTHILL	Prop C 40% FTM	\$20,552
		Prop 1B PTMISEA	
		Prop 1B Transit Sec	
	MEASURER20%	Measure R 20% Bus Ops	\$2,195,021
	PROPCMOSIP	Prop C 40% MOSIP	\$1,073,383
		Total	\$8,308,464

CITY OF CLAREMONT	INVOICE NUMBER	SUBJECT	AMOUNT
		Prop A 40% Discretionary	
		Prop C 5% Trans Sec	
		Prop C 40% FTM	
		Prop C 40% MOSIP	
		Measure R 20% Bus Ops	
		Total	\$0

CITY OF COMMERCE	INVOICE NUMBER	SUBJECT	AMOUNT
	MIS000073	Prop A 40% Discretionary	\$234,869
	MIS000071	Prop C 5% Trans Sec	\$37,361
	MIS000076	Prop C 40% FTM	\$10,662
		Prop C 40% Disc Base Restruct	\$240,818
	MIS000074	Prop C 40% Zero-Fare Comp	\$644,693
	MIS000070	Prop C 40% MOSIP	\$70,531
	MIS000075	Measure R 20% Bus Ops	\$144,232
	MIS000069	Measure R Clean Fuel Bus	\$27,570
		Total	\$1,410,736

CITY OF CULVER CITY	INVOICE NUMBER	SUBJECT	AMOUNT
	16-01PADISC	Prop A 40% Disc	\$3,244,101
	16-03PCSECURITY	Prop C 5% Trans Sec	\$348,264
	16-07PCBSIPOVER	Prop C 40% BSIP	\$162,208
	16-06PCTREXP	Prop C 40% TSE	\$323,123
	16-05PCFOOTMIT	Prop C 40% FTM	\$147,273
	16-04PCMOSIP	Prop C 40% MOSIP	\$674,197
	15-PCMOSIPCAP	Prop C 40% MOSIP	\$173,082
		Measure R Clean Fuel Bus	
	16-02PROPPROP	Measure R 20% Bus Ops	\$1,992,192
	15-P1B.SECBRIDGE	Prop 1B Transit Security Bridge Funds	\$60,466
		Prop 1B PTMISEA Bridge Funds	
		Total	\$5,072,248

FOOTHILL TRANSIT	INVOICE NUMBER	SUBJECT	AMOUNT
	OP69-2016-1	Prop A 40% Discretionary	\$14,284,762
	OP67-2016-2	Prop A 40% Discretionary-BSCP	\$4,485,319
	OP62-2016-6	Prop C 5% Transit Security	\$836,183
	OP74-2016-5	Prop C 40% BSIP	\$897,602
	OP76-2016-4	Prop C 40% TSE	\$321,278
	OP72-2016-3	Prop C 40% Base Restruct	\$1,927,953
	OP105-2016-8	Measure R 20% Bus Ops BSCP	\$1,003,466
	OP65-2016-7	Measure R 20% Bus Ops	\$8,772,224
	SI003726	Prop C 40% MOSIP	\$595,109
	SI003847	Prop C 40% MOSIP	\$151,291
	SI003779	Prop C 40% MOSIP	\$141,485
	SI003904	Prop C 40% MOSIP	\$283,960
	SI003965	Prop C 40% MOSIP	\$460,903
		Total	\$34,161,534

GARDENA MUNICIPAL BUS LINES	INVOICE NUMBER	SUBJECT	AMOUNT
	GMBL15-16PA40	Prop A 40% Discretionary	\$3,229,304
	GMBL15-16C	Prop C 40% BSIP	\$169,332
	GMBL15-16B	Prop C 40% TSE	\$667,204
	GMBL15-16A	Prop C 40% FTM	\$146,601
		Prop 1B Transit Security Bridge Funds	
		Prop 1B PTMISEA Bridge Funds	
	GMBL15-16MR20	Measure R 20% Bus Ops	\$1,983,105
	GMBL15-16TS	Prop C 5% Transit Security	\$212,420
	GMBLMOSIP15-4	Prop C 40% MOSIP	\$132,826
	GMBLMOSIP15-5	Prop C 40% MOSIP Operating FY11/12	\$310,341
	GMBLMOSIP16-1	Prop C 40% MOSIP	\$9,831
	GMBLMOSIP16-2	Prop C 40% MOSIP	\$131,124
		Total	\$6,992,086

CITY OF LA MIRADA	INVOICE NUMBER	SUBJECT	AMOUNT
		Prop A 40% Disc	
		Prop C 5% Trans Sec	
		Prop C 40% FTM	
		Prop C 40% MOSIP	
		Measure R 20% Bus Ops	
		Total	\$0

LADOT	INVOICE NUMBER	SUBJECT	AMOUNT
		Prop A 40% Discretionary	
		Prop C 40% BSIP	
		Prop C 40% TSE	
		Prop C 40% FTM	
		Measure R 20% Bus Ops	
		Prop C 5% Transit Security	
		Prop C 40% MOSIP	
		Prop 1B Transit Security Bridge Funds	
	94PAG16000018	Prop 1B PTMISEA Bridge Funds	\$8,661,740
		Total	\$0

LONG BEACH TRANSIT	INVOICE NUMBER	SUBJECT	AMOUNT
	2016-PA40	Prop A 40% Disc	\$14,184,566
	2016-SEC	Prop C 5% Trans Sec	\$1,642,898
	2016-BSIP	Prop C 40% BSIP	\$795,102
	2016-TSE	Prop C 40% TSE	\$2,202,767
	2016-FMIT	Prop C 40% FTM	\$643,938
	1BFY13SECBridge	Prop 1B Transit Security Bridge Funds	\$236,973
	2016-1BBRIDGE	Prop 1B PTMISEA Bridge Funds	\$1,383,233
	2016-MEASUREROPERAT	Measure R 20% Bus Ops	\$8,710,694
	2016-MEASURERCAPITAL	Measure R Clean Fuel Bus	\$589,162
	MOSIP15JUN	Prop C 40% MOSIP	\$65,440
	MOSIP15JUL	Prop C 40% MOSIP	\$48,922
	MOSIP15AUG	Prop C 40% MOSIP	\$139,955
	MOSIP15SEP	Prop C 40% MOSIP	\$139,571
	LONMOSIP15OCT	Prop C 40% MOSIP	\$154,270
	MOSIP15NOV16	Prop C 40% MOSIP	\$10,704
		Total	\$30,783,220

LYNWOOD TROLLEY	INVOICE NUMBER	SUBJECT	AMOUNT
	109590	Prop C 40% TSE	\$204,214
		Total	

CITY OF MONTEBELLO	INVOICE NUMBER	SUBJECT	AMOUNT
	PAD4010.40	Prop A 40% Disc	\$5,140,927
	PCD4010.55	Prop C 5% Trans Sec	\$459,429
	PCD4010.45	Prop C 40% FTM	\$233,383
	PCD4010.30	Prop C 40% Base Restruct	\$1,099,771
	PCD4010.50	Prop C 40% BSIP	\$209,882
	PCD4010.60	Prop C 40% MOSIP	\$1,543,811
		Measure R 20% Bus Ops	
		Prop 1B Transit Sec	
		Total	\$8,687,203

CITY OF NORWALK	INVOICE NUMBER	SUBJECT	AMOUNT
	NTS16-4082	Prop A 40% Disc	\$1,857,100
	NTS16-4081	Prop C 5% Trans Sec	\$100,170
	NTS16-4088	Prop C 40% BSIP	\$54,304
	NTS16-4086	Prop C 40% FTM	\$84,307
	NTS16-4087	Prop C 40% MOSIP	\$557,684
	NTS16-4451	Measure R 20% Bus Ops	\$1,140,439
		Prop 1B Transit Sec	
		Total	\$3,794,004

REDONDO BEACH WAVE	INVOICE NUMBER	SUBJECT	AMOUNT
	559357	Prop A 40% Disc	\$456,288
	559358	Prop C 40% Disc FTM	\$20,714
	559355	Prop C 40% Disc BSIP	\$3,855
	559450	Measure R 20% Bus Ops	\$280,205
	559451	Prop C 5% Trans Sec	\$23,085
	559356	Prop C 40% MOSIP	\$137,022
		Total	\$921,169

CITY OF SANTA CLARITA	INVOICE NUMBER	SUBJECT	AMOUNT
	SAC2016PROPA	Prop A 40% Disc	\$4,879,561
	SAC16FTM	Prop C 40% Disc FTM	\$22,691
	SAC16TSE	Prop C 40% Disc TSE	\$190,272
	SAC16BSIP	Prop C 40% Disc BSIP	\$49,389
		Prop C 40% MOSIP	
		Measure R Clean Fuel Bus	
	SACFY16MROPS	Measure R 20% Bus Ops	\$2,423,492
	SACPC5-FY16	Prop C 5% Trans Sec	\$199,449
		Total	\$7,764,854

SANTA MONICA BIG BLUE BUS	INVOICE NUMBER	SUBJECT	AMOUNT
	653-C	Prop A 40% Disc	\$12,255,169
	654-C	Prop C 5% Trans Sec	\$1,083,536
	658-C	Prop C 40% BSIP	\$769,264
	657-C	Prop C 40% FTM	\$556,349
	655-C	Measure R 20% Bus Ops	\$7,525,858
	656-C	Measure R Clean Fuel Bus	\$455,213
	644-C	Prop C 40% MOSIP - Capital	\$121,785
	648-C	Prop C 40% MOSIP - Capital	\$496,990
	649-C	Prop C 40% Capital: Sec.5307 Fund Exchange	\$30
	645-C	Prop C 40% Capital: Sec.5307 Fund Exchange	\$48
	659-C	Prop 1B PTMISEA Bridge Funds	\$1,558,334
	660-C	Prop 1B Transit Security Bridge Funds	\$268,389
		Total	\$25,090,964

CITY OF TORRANCE	INVOICE NUMBER	SUBJECT	AMOUNT
	2016-00150003	Prop A 40% Disc	\$3,937,292
	2016-00150002	Prop C 40% Disc FTM	\$178,742
	2016-00150006	Prop C 40% Disc TSE	\$781,224
	2016-00150007	Prop C 40% Disc Base Restruct	\$699,785
	2016-00150009	Prop C 40% Disc BSIP	\$232,265
	2016-00150008	Prop C 5% Trans Sec	\$237,056
	2016-00150005	Prop C MOSIP	\$1,182,361
	2016-00150011	Measure R 20% Bus Ops	\$2,417,878
	201402121694	Measure R Clean Fuel	\$139,144
	2016-00150013	Prop 1B Transit Security Bridge Funds	\$54,606
	2016-00150014	Prop 1B PTMISEA Bridge Funds	\$288,859
		Total	\$10,149,212

Summary of EZ Transit Pass Invoices FY 2016

As January 11, 2016

ANTELOPE VALLEY

INVOICE NUMBER	MONTH	BOARDINGS	TOTAL NET AMOUNT PAID TO AGENCY	REVENUE COLLECTED BY AGENCY	TOTAL AMOUNT OWED BY MTA TO AGENCY
201508132006	Jul-15	8,586	\$8,796.20	\$12,239.50	\$21,035.70
201509172034	Aug-15	8,858	\$14,117.66	\$10,419.00	\$24,536.66
201510152051	Sep-15	9,246	\$13,831.92	\$11,779.50	\$25,611.42
201509232037	FY 2015 Reconciliation		\$45,140.00	\$0.00	\$45,140.00
201511232070	Oct-15	9,484	\$15,380.18	\$10,890.50	\$26,270.68
	Nov-15				\$0.00
	Dec-15				\$0.00
	Total	36,174	\$97,265.96	\$45,328.50	\$142,594.46

Burbank

INVOICE NUMBER	MONTH	BOARDINGS	TOTAL NET AMOUNT PAID TO AGENCY	REVENUE COLLECTED BY AGENCY	TOTAL AMOUNT OWED BY MTA TO AGENCY
	Jul-15				\$0.00
	Aug-15				\$0.00
	Sep-15				\$0.00
	Total	0	\$0.00	\$0.00	\$0.00

CITY OF CARSON

INVOICE NUMBER	MONTH	BOARDINGS	TOTAL NET AMOUNT PAID TO AGENCY	REVENUE COLLECTED BY AGENCY	TOTAL AMOUNT OWED BY MTA TO AGENCY
	Jul-15				\$0.00
	Aug-15				\$0.00
	Sep-15				\$0.00
	Total	0	\$0.00	\$0.00	\$0.00

CULVER CITY

INVOICE NUMBER	MONTH	BOARDINGS	TOTAL NET AMOUNT PAID TO AGENCY	REVENUE COLLECTED BY AGENCY	TOTAL AMOUNT OWED BY MTA TO AGENCY
CCB073115	Jul-15	30,449	\$23,204.17	\$2,068.50	\$25,272.67
CCB083115	Aug-15	28,352	\$21,243.66	\$2,288.50	\$23,532.16
	Sep-15				\$0.00
	Total	58,801	\$44,447.83	\$4,357.00	\$48,804.83

FOOTHILL TRANSIT

INVOICE NUMBER	MONTH	BOARDINGS	TOTAL NET AMOUNT PAID TO AGENCY	REVENUE COLLECTED BY AGENCY	TOTAL AMOUNT OWED BY MTA TO AGENCY
SI003834	Jul-15	42,933	\$5,049.15	\$61,497.00	\$66,546.15
SI003870	Aug-15	42,453	\$6,778.15	\$59,024.00	\$65,802.15
SI004015	Sep-15	42,339	\$4,906.45	\$60,719.00	\$65,625.45
SI004017	Oct-15	43,201	\$7,562.55	\$59,399.00	\$66,961.55
	Nov-15				\$0.00
	Dec-15				\$0.00
	Total	170,926	\$24,296.30	\$240,639.00	\$264,935.30

GARDENA MUNICIPAL BUS LINES

INVOICE NUMBER	MONTH	BOARDINGS	TOTAL NET AMOUNT PAID TO AGENCY	REVENUE COLLECTED BY AGENCY	TOTAL AMOUNT OWED BY MTA TO AGENCY
EX075G	Jul-15	10,698	\$8,014.67	\$865.50	\$8,880.17
EZ0815G	Aug-15	11,284	\$8,232.22	\$1,133.50	\$9,365.72
EZ0915G	Sep-15	10,728	\$7,264.74	\$1,639.50	\$8,904.24
EZ1015G	Oct-15	12,496	\$9,658.18	\$713.50	\$10,371.68
EZ1115G	Nov-15	9,699	\$7,032.67	\$1,017.50	\$8,050.17
	Dec-15				\$0.00
	Total	54,905	\$40,202.48	\$5,369.50	\$45,571.98

GLENDALE

INVOICE NUMBER	MONTH	BOARDINGS	TOTAL NET AMOUNT PAID TO AGENCY	REVENUE COLLECTED BY AGENCY	TOTAL AMOUNT OWED BY MTA TO AGENCY
	Jul-15				\$0.00
	Aug-15				\$0.00
	Sep-15				\$0.00
	Total	0	\$0.00	\$0.00	\$0.00

LADOT

INVOICE NUMBER	MONTH	BOARDINGS	TOTAL NET AMOUNT PAID TO AGENCY	REVENUE COLLECTED BY AGENCY	TOTAL AMOUNT OWED BY MTA TO AGENCY
94PAG16000024	7/1/2015-9/30/2015	129,386	\$166,986.25	\$0.00	\$166,986.25
	Aug-15				\$0.00
	Sep-15				\$0.00
	Total	129,386	\$166,986.25	\$0.00	\$166,986.25

LOS ANGELES WORLD AIRPORT

INVOICE NUMBER	MONTH	BOARDINGS	TOTAL NET AMOUNT PAID TO AGENCY	REVENUE COLLECTED BY AGENCY	TOTAL AMOUNT OWED BY MTA TO AGENCY
					\$0.00
					\$0.00
	Total	0	\$0.00	\$0.00	\$0.00

LONG BEACH TRANSIT

INVOICE NUMBER	MONTH	BOARDINGS	TOTAL NET AMOUNT PAID TO AGENCY	REVENUE COLLECTED BY AGENCY	TOTAL AMOUNT OWED BY MTA TO AGENCY
I005837	Jul-15	73,199	\$10,793.05	\$58,746.00	\$69,539.05
I0005881	Aug-15	73,256	\$5,753.70	\$63,839.50	\$69,593.20
I0005935	Sep-15	72,811	\$12,728.95	\$56,441.50	\$69,170.45
I0005937	Oct-15	77,941	\$15,006.95	\$59,037.00	\$74,043.95
I0005962	Nov-15	66,079	\$4,090.05	\$58,685.00	\$62,775.05
	Dec-15				\$0.00
	Total	363,286	\$48,372.70	\$296,749.00	\$345,121.70

CITY OF MONTEBELLO

INVOICE NUMBER	MONTH	BOARDINGS	TOTAL NET AMOUNT PAID TO AGENCY	REVENUE COLLECTED BY AGENCY	TOTAL AMOUNT OWED BY MTA TO AGENCY
2016-00000017	Jul-15	27,414	\$19,150.50	\$1,410.00	\$20,560.50
2016-00000028	Aug-15	27,708	\$17,735.44	\$1,106.00	\$18,841.44
2016-00000035	Sep-15	27,950	\$19,006.00		\$19,006.00
	Total	83,072	\$55,891.94	\$2,516.00	\$58,407.94

NORWALK TRANSIT

INVOICE NUMBER	MONTH	BOARDINGS	TOTAL NET AMOUNT PAID TO AGENCY	*REVENUE COLLECTED BY AGENCY	TOTAL AMOUNT OWED BY MTA TO AGENCY
EZ07-15-4582	Jul-15	5,114	\$4,602.60	\$0	\$4,602.60
EZ-FY14/15-4582	7/01/2014-6/30/2015				\$1,023.00
EZ08-15-4582	Aug-15	4,590	\$4,131.00	\$0	\$4,131.00
EZ09-15-4582	Sep-15	4,859	\$701.33	\$3,526	\$4,227.33
EZ10-15-4582	Oct-15	5,140	\$962.40	\$3,458	\$4,420.40
EZ11-15-4582	Nov-15	4,107	\$788.16	\$2,826	\$3,614.16
	Dec-15				\$0.00
	Total	23,810	\$11,185.49	\$9,810.00	\$22,018.49

PALOS VERDES PENINSULA TRANSIT AUTHORITY

INVOICE NUMBER	MONTH	BOARDINGS	TOTAL NET AMOUNT PAID TO AGENCY	REVENUE COLLECTED BY AGENCY	TOTAL AMOUNT OWED BY MTA TO AGENCY
FY16EZ01	Jul-15	252	\$481.32	\$0	\$481.32
FY16EZ02	Aug-15	493	\$941.63	\$0	\$941.63
FY16EZ03	Sep-15	511	\$976.01	\$0	\$976.01
	Total	1,256	\$2,398.96	\$0.00	\$2,398.96

PASADENA

<i>INVOICE NUMBER</i>	<i>MONTH</i>	<i>BOARDINGS</i>	<i>TOTAL NET AMOUNT PAID TO AGENCY</i>	<i>REVENUE COLLECTED BY AGENCY</i>	<i>TOTAL AMOUNT OWED BY MTA TO AGENCY</i>
	<i>Jul-15</i>				\$0.00
	<i>Aug-15</i>				\$0.00
	<i>Sep-15</i>				\$0.00
	Total	0	\$0.00	\$0.00	\$0.00

REDONDO BEACH - BEACH CITIES TRANSIT

<i>INVOICE NUMBER</i>	<i>MONTH</i>	<i>BOARDINGS</i>	<i>TOTAL NET AMOUNT PAID TO AGENCY</i>	<i>REVENUE COLLECTED BY AGENCY</i>	<i>TOTAL AMOUNT OWED BY MTA TO AGENCY</i>
<i>0815BCT</i>	<i>Jul-15</i>	<i>1,943</i>	<i>1,515.54</i>	<i>\$0</i>	<i>\$1,515.54</i>
<i>BCT2015</i>	<i>FY2015</i>				<i>\$3,607.06</i>
	<i>Aug-15</i>				\$0.00
<i>0915BCT</i>	<i>Sep-15</i>	<i>1,918</i>	<i>\$1,496.04</i>	<i>\$0</i>	<i>\$1,496.04</i>
<i>1015BCT</i>	<i>Oct-15</i>	<i>2,146</i>	<i>\$1,673.88</i>	<i>\$0</i>	<i>\$1,673.88</i>
	<i>Nov-15</i>				\$0.00
	<i>Dec-15</i>				\$0.00
	Total	6,007	\$4,685.46	\$0.00	\$8,292.52

SANTA CLARITA TRANSIT

<i>INVOICE NUMBER</i>	<i>MONTH</i>	<i>BOARDINGS</i>	<i>TOTAL NET AMOUNT PAID TO AGENCY</i>	<i>REVENUE COLLECTED BY AGENCY</i>	<i>TOTAL AMOUNT OWED BY MTA TO AGENCY</i>
	<i>Jul-15</i>				\$0.00
	<i>Aug-15</i>				\$0.00
	<i>Sep-15</i>				\$0.00
	Total	-	\$0.00	\$0.00	\$0.00

SANTA MONICA BIG BLUE BUS

<i>INVOICE NUMBER</i>	<i>MONTH</i>	<i>BOARDINGS</i>	<i>TOTAL NET AMOUNT PAID TO AGENCY</i>	<i>REVENUE COLLECTED BY AGENCY</i>	<i>TOTAL AMOUNT OWED BY MTA TO AGENCY</i>
<i>650-C</i>	<i>Jul-15</i>	<i>77,808</i>	<i>\$33,499.56</i>	<i>\$26,854.00</i>	<i>\$60,353.56</i>
<i>662-C</i>	<i>Aug-15</i>	<i>74,292</i>	<i>\$32,561.30</i>	<i>\$24,915.00</i>	<i>\$57,476.30</i>
<i>5314A</i>	<i>Sep-15</i>	<i>74,563</i>	<i>\$57,512.45</i>	<i>\$0.00</i>	<i>\$57,512.45</i>
<i>663-C</i>	<i>Oct-15</i>	<i>78,554</i>	<i>\$34,103.87</i>	<i>\$26,597.50</i>	<i>\$60,701.37</i>
	<i>Nov-15</i>				\$0.00
	<i>Dec-15</i>				\$0.00
	Total	305,217	\$157,677.18	\$78,366.50	\$236,043.68

CITY OF TORRANCE

<i>INVOICE NUMBER</i>	<i>MONTH</i>	<i>BOARDINGS</i>	<i>TOTAL NET AMOUNT PAID TO AGENCY</i>	<i>REVENUE COLLECTED BY AGENCY</i>	<i>TOTAL AMOUNT OWED BY MTA TO AGENCY</i>
<i>2016-00150992</i>	<i>Jul-15</i>	<i>17,054</i>	<i>\$10,412.62</i>	<i>\$2,889.50</i>	<i>\$13,302.12</i>
<i>2016-00150993</i>	<i>Aug-15</i>	<i>13,353</i>	<i>\$6,879.84</i>	<i>\$3,535.50</i>	<i>\$10,415.34</i>

	Sep-15				\$0.00
	Total	30,407.00	\$17,292.46	\$6,425.00	\$23,717.46

CITY OF WHITTIER

INVOICE NUMBER	MONTH	BOARDINGS	TOTAL NET AMOUNT PAID TO AGENCY	REVENUE COLLECTED BY AGENCY	TOTAL AMOUNT OWED BY MTA TO AGENCY
	Total	-	\$0.00	\$0.00	\$0.00

Grand Totals		1,263,247	\$670,703.01	\$689,560.50	\$1,364,893.57
---------------------	--	------------------	---------------------	---------------------	-----------------------

LOS ANGELES COUNTY MUNICIPAL OPERATORS
Subsidy Tracking Matrix Fiscal Year 2016
As of January 11, 2016

NAME	Prop A 40%	Prop A 40%	MOSIP MOU	MOSIP SIP	MOSIP Invoice	Prop C 40% Discretionary - Invoices				Prop C	Prop C	Prop C	TDA Claim
	MOU	Invoice		Service Impv. Plan		Foothill Transit Mitigation	Transit Service Expansion	Disc. Base Restruct.	BSIP	40% MOU	5 % MOU	5% Invoice	
Antelope Valley Transit	X	X	X	X	X	X	X	N/A	X	X	X	X	N/A
Arcadia Transit	X		X				N/A	N/A		X	X		
Claremont Dial - A - Ride	X		X				N/A	N/A	N/A	X	X		
Commerce Municipal Bus Lines	X	X	X	X	X	X	N/A	X	N/A	X	X	X	
Culver City Municipal Bus Lines	X	X	X	X	X	X	X	N/A	X	X	X	X	X
Foothill Transit	X	X	X	X	X	N/A	X	X	X	X	X	X	X
Gardena Municipal Bus Lines	X	X	X			X	X	N/A	X	X	X	X	X
La Mirada Transit	X		X				N/A	N/A	N/A	X	X		
L.A.D.O.T	X		X					N/A		X	X		N/A
City of Lynwood	N/A	N/A	N/A	N/A	N/A	N/A	X	N/A	N/A	X	N/A	N/A	N/A
Long Beach Public Transportation Co.	X	X	X			X	X	N/A	X	X	X	X	X
Metro	N/A	N/A	N/A	N/A	N/A	N/A	N/A	N/A	N/A	N/A	P	N/A	
Montebello Bus Lines	X	X	X	X	X	X	N/A	X	X	X	X	X	X
Norwalk Transit System	X	X	X	X	X	X	N/A	N/A	X	X	X	X	X
Redondo Beach - Beach Cities Transit	X	X	X	X	X	X	N/A	N/A	X	X	X	X	X
Santa Clarita Transit	X	X	X			X	X	N/A	X	X	X	X	N/A
Santa Monica Big Blue Line	X	X	X			X	N/A	N/A	X	X	X	X	X
Torrance Transit System	X	X	X	X	X	X	X	X	X	X	X	X	X

X = DOCUMENT RECEIVED

P = Partnership with LASD

**LOS ANGELES COUNTY MUNICIPAL OPERATORS
Subsidy Tracking Matrix Fiscal Year 2016
As of January 11, 2016**

NAME	Measure R Funds- FY 16						Prop C 40% Discretionary Funds - Prop 1B Bridge FY 12					
	20% Ops. MOU	20% Ops. Invoice	20% Ops. Service Plan	Clean Fuel Bus MOU	Clean Fuel Bus Invoice	Clean Fuel Bus Plan	Prop 1B PTMISEA MOU	Prop 1B PTMISEA Invoice	Caltrans Approval Letter	Prop 1B Security MOU	Prop 1B Security Invoice	OHS Approval Letter
Antelope Valley Transit	X	X	X	X			X			X		
City of Arcadia	X			X			N/A	N/A	N/A	N/A	N/A	N/A
City of Claremont	X			X			X			X		
City of Commerce	X	X	X	X	X	X	N/A	N/A	N/A	N/A	N/A	N/A
City of Culver City	X	X	X	X			X			X		
Foothill Transit	X	X	X	X			X			X		
City of Gardena	X	X	X	X			X			X		
City of La Mirada	X			X			N/A	N/A	N/A	N/A	N/A	N/A
L.A.D.O.T	X			X			X	X	N/A	X		N/A
Long Beach Transit	X	X	X	X	X	X	X	X	X	X	X	X
City of Montebello	X		X	X			X					
City of Norwalk	X	X	X	X			X			X		
City of Redondo Beach	X	X	X	X			X			X		
City of Santa Clarita	X	X	X	X			X		N/A	X		N/A
City of Santa Monica	X	X	X	X			X	X	X	X	X	X
City of Torrance	X	X	X	X	X	X	X	X	X	X	X	X

X = DOCUMENT RECEIVED

SUMMARY OF TDA & STA Capital Claims for FY 2016

As of January 11, 2016

CITY OF ARCADIA	INVOICE NUMBER	SUBJECT	INVOICED AMOUNT
		<i>Total</i>	\$0

CITY OF COMMERCE	INVOICE NUMBER	SUBJECT	AMOUNT
		<i>Total</i>	\$0

CITY OF CULVER CITY	INVOICE NUMBER	SUBJECT	AMOUNT
		STA Capital	
		<i>Total</i>	\$0

FOOTHILL TRANSIT	INVOICE NUMBER	SUBJECT	AMOUNT
	SI003727	TDA Capital	\$168,472
	SI003844	TDA Capital	\$65,869
		<i>Total</i>	\$168,472

GARDENA MUNICIPAL BUS LINES	INVOICE NUMBER	SUBJECT	AMOUNT
	TDAGAR15-03	TDA Capital	\$1,720
		<i>Total</i>	\$1,720

CITY OF LA MIRADA	INVOICE NUMBER	SUBJECT	AMOUNT
		<i>Total</i>	\$0

LACMTA	INVOICE NUMBER	SUBJECT	AMOUNT
		TDA Capital	\$27,621,086
		STA Population Share Capital	\$37,752
		TDA Capital	\$426,368
		STA Population Share Capital	\$686
		TDA Capital	\$966,007
		TDA Capital	\$568,326
		STA Capital	\$5,092
		<i>Total</i>	\$1,966,479

CITY OF MONTEBELLO	INVOICE NUMBER	SUBJECT	AMOUNT
		TDA Capital	\$415,393
		<i>Total</i>	\$415,393

CITY OF NORWALK	INVOICE NUMBER	SUBJECT	AMOUNT
		<i>Total</i>	\$415,393

REDONDO BEACH WAVE	INVOICE NUMBER	SUBJECT	AMOUNT
		<i>Total</i>	\$0

SANTA MONICA BIG BLUE BUS	INVOICE NUMBER	SUBJECT	AMOUNT
	647-C	TDA Capital	\$789,372
		<i>Total</i>	\$789,372

CITY OF TORRANCE	INVOICE NUMBER	SUBJECT	AMOUNT
		<i>Total</i>	\$0

TDA/STA CLAIM SUMMARY FOR FY 2016

As of January 11, 2016 - all claims received for FY16 funds.

ANTELOPE VALLEY TRANSIT AUTHORITY	N/A				
CITY OF ARCADIA	SUBJECT	OPERATING	CAPITAL	RESERVE*	TOTAL
	TDA				\$0
	STA			\$13,965	\$13,965
	Subtotal	\$0	\$0	\$13,965	\$13,965
CITY OF CLAREMONT	SUBJECT	OPERATING	CAPITAL	RESERVE*	TOTAL
	TDA				\$0
	STA			\$0	\$0
	Subtotal	\$0	\$0	\$0	\$0
CITY OF COMMERCE	SUBJECT	OPERATING	CAPITAL	RESERVE*	TOTAL
	TDA			\$0	\$0
	STA			\$0	\$0
	Subtotal	\$0	\$0	\$0	\$0
CITY OF CULVER CITY	SUBJECT	OPERATING	CAPITAL	RESERVE*	TOTAL
	TDA	\$4,893,591			\$4,893,591
	STA	\$767,062		\$37,424	\$804,486
	Subtotal	\$5,660,653	\$0	\$37,424	\$5,698,077
FOOTHILL TRANSIT	SUBJECT	OPERATING	CAPITAL	RESERVE*	TOTAL
	TDA	\$21,547,968	\$14,033	\$0	\$21,562,001
	STA	\$3,377,606			\$3,377,606
	Subtotal	\$24,925,574	\$14,033	\$0	\$24,939,607
GARDENA MUNICIPAL BUS LINES	SUBJECT	OPERATING	CAPITAL	RESERVE*	TOTAL
	TDA	\$4,871,271		\$67,623	\$4,938,894
	STA	\$763,563		\$355,633	\$1,119,196
	Subtotal	\$5,634,834	\$0	\$423,255	\$6,058,089
CITY OF LA MIRADA	SUBJECT	OPERATING	CAPITAL	RESERVE*	TOTAL
	TDA				
	STA			\$118,097	\$118,097
	Subtotal	\$0	\$0	\$118,097	\$118,097
LONG BEACH TRANSIT	SUBJECT	OPERATING	CAPITAL	RESERVE*	TOTAL
	TDA	\$21,396,826			\$21,396,826
	STA	\$3,353,915			\$3,353,915
	SCR TTC TDA	\$250,000			\$250,000
	Subtotal	\$25,000,741	\$0	\$0	\$25,000,741
LADOT	N/A				
METRO	SUBJECT	OPERATING	CAPITAL	RESERVE*	TOTAL
	TDA			\$55,547,701	\$55,547,701
	STA			\$4,773,874	\$4,773,874
	STA Pop. share				\$0
	Subtotal	\$0	\$0	\$60,321,575	\$60,321,575
CITY OF MONTEBELLO	SUBJECT	OPERATING	CAPITAL	RESERVE*	TOTAL
	TDA	\$6,254,874	\$1,500,000	\$1,757,401	\$9,512,275
	STA	\$1,215,563		\$707,534	\$1,923,097
	Subtotal	\$7,470,437	\$1,500,000	\$2,464,935	\$11,435,372
CITY OF NORWALK	SUBJECT	OPERATING	CAPITAL	RESERVE*	TOTAL

TDA	\$2,801,359			\$2,801,359
STA	\$439,108			\$439,108
Subtotal	\$3,240,467	\$0	\$0	\$3,240,467

REDONDO BEACH - CITIES TRANSIT	SUBJECT	OPERATING	CAPITAL	RESERVE*	TOTAL
	TDA	\$688,291			\$688,291
	STA	\$107,888		\$0	\$107,888
	Subtotal	\$796,179	\$0	\$0	\$796,179

CITY OF SANTA CLARITA

N/A

SANTA MONICA BIG BLUE BUS	SUBJECT	OPERATING	CAPITAL	RESERVE*	TOTAL
	TDA	\$18,486,411	\$6,000,000	\$21,103,802	\$45,590,213
	STA	\$2,897,713	\$0	\$257,140	\$3,154,853
	Subtotal	\$21,384,124	\$6,000,000	\$21,360,941	\$48,745,065

CITY OF TORRANCE	SUBJECT	OPERATING	CAPITAL	RESERVE*	TOTAL
	TDA	\$5,939,241		\$193,862	\$6,133,103
	STA	\$930,966			\$930,966
	Subtotal	\$6,870,207	\$0	\$193,862	\$7,064,069

*Includes prior year reserves. Actual balance may be different due to capital claims that were recently processed.

* Amounts include total monthly deposits from funds reserved for future capital expenditures.

Los Angeles County Metropolitan Transportation Authority
Los Angeles County
FY2013 Section 5307 Fund Balances
As of September 30, 2015

OPERATOR	FY2013					FY2013					FY2013					TOTAL BALANCE FY2013	
	85% Allocations	Lease Payment (COP)	Transfer In/(Out)	FY2012 85% Carryover	Obligation	Balance 85% Allocations (incl. COP)	15% Allocations	Transfer In/(Out)	FY2012 15% Carryover	Obligation	Balance 15% Allocations	ATI-1% Allocations	Transfer In/(Out)	FY2012 TE1% Carryover	Obligation		Balance ATI-1% Allocation
Antelope Valley	\$767,598			(0)	(\$1,268,404)	(\$500,806)				\$0						\$0	(\$500,806)
Arcadia	\$248,417			1,287,148		\$1,535,565				\$0						\$0	\$1,535,565
Claremont	\$126,595			176,618		\$303,213				\$0						\$0	\$303,213
Commerce	\$415,566			(49,539)		\$366,027				\$0						\$0	\$366,027
Culver City	\$2,294,277	\$810,000		(3,966,086)	(1,847,911)	(\$2,709,720)	\$515,378	(0)		\$515,378	\$223,749				\$223,749	(\$1,970,593)	
Foothill	\$12,834,598			(12,803,311)		\$31,287				\$0						\$0	\$31,287
Gardena	\$2,237,274			(2,170,778)		\$66,496		4,052,973		\$4,052,973						\$0	\$4,119,469
LADOT	\$5,895,137			3,063,761	(12,853,132)	(\$3,894,234)	\$4,381,167	(0)	(4,381,167)	(\$0)			255,265	(250,000)	\$5,265	(\$3,888,970)	
La Mirada	\$143,250			786,439		\$929,689				\$0						\$0	\$929,689
Long Beach	\$11,105,731			(409,310)	(25,247,254)	(\$14,550,833)	\$5,444,737	0	(11,319,885)	(\$5,875,148)	\$343,643			(618,766)	(\$275,123)	(\$20,701,104)	
Montebello	\$3,705,980			5,223,238		\$8,929,218	\$2,005,956			\$2,005,956			17,631		\$17,631	\$10,952,805	
LACMTA	\$133,646,429		\$9,104,279	51,220	(142,750,708)	\$51,220	\$16,595,173	(0)	(16,595,173)	(\$0)	\$721,267		2,179,905		\$2,901,172	\$2,952,392	
Norwalk	\$1,406,511			(2,714,881)		(\$1,308,370)	\$1,202,702	(1,606,349)		(\$403,647)					\$0	(\$1,712,017)	
Redondo Beach	\$485,036			70,203		\$555,239				\$0			1,059,695		\$1,059,695	\$1,614,934	
Santa Clarita	\$841,503			2,061,038		\$2,902,541				\$0					\$0	\$2,902,541	
Santa Monica	\$9,104,279		(\$9,104,279)	1,986,528	(2,798,984)	(\$812,456)	\$3,045,236	(1,986,528)	(\$6,266,762)	(\$5,208,054)			(1)		(\$1)	(\$6,020,510)	
Torrance	\$2,820,464			(1,142,939)		\$1,677,525		4,949,309		\$4,949,309	\$954,563		(954,563)		\$0	\$6,626,834	
TOTALS	\$188,078,645	\$810,000	\$0	(\$8,550,652)	(\$186,766,393)	(\$6,428,401)	\$33,190,349	\$0	\$5,409,406	(\$38,562,987)	\$36,768	\$2,243,222	\$0	\$2,557,933	(\$868,766)	\$3,932,389	(\$2,459,243)

Note: Some grants were awarded with a different allocation year of Section 5307 funds compare with the allocation year originally requested in the grant. For example, the agency requested FY2014 Section 5307 funds but were awarded with FY2013 Section 5307 funds.
See Combined Balances table for total Section 5307 Balances.

Los Angeles County Metropolitan Transportation Authority
Los Angeles County
FY2014 Section 5307 Fund Balances
As of September 30, 2015

OPERATOR	FY2014					FY2014				FY2014			TOTAL BALANCE FY2014	
	85% Allocations	Lease Payment (COP)	Transfer In/(Out)	Obligation	Balance 85% Allocations (incl. COP)	15% Allocations	Transfer In/(Out)	Obligation	Balance 15% Allocations	ATI-1% Allocations	Transfer In/(Out)	Obligation		Balance ATI-1% Allocation
Antelope Valley	\$30,435		1,039,213	(\$240,000)	\$829,648				\$0				\$0	\$829,648
Arcadia	\$271,330		63,018		\$334,348				\$0				\$0	\$334,348
Claremont	\$170,808		36,067		\$206,875				\$0				\$0	\$206,875
Commerce	\$443,434		104,149		\$547,583				\$0				\$0	\$547,583
Culver City	\$2,546,439	\$810,000	586,931	(2,845,482)	\$1,097,888			(2,851,019)	(\$2,851,019)	\$153,467		(\$557,126)	(\$403,659)	(\$2,156,790)
Foothill	\$13,799,435		7,128,693	(20,871,207)	\$56,921	\$2,346,066		(2,346,066)	\$0				\$0	\$56,921
Gardena	\$2,457,543		812,052	(2,352,615)	\$916,980				\$0				\$0	\$916,980
LADOT	\$6,350,409		2,725,678	(2,143,631)	\$6,932,456	\$2,729,494		(2,729,494)	\$0				\$0	\$6,932,456
La Mirada	\$151,209		35,701		\$186,910				\$0				\$0	\$186,910
Long Beach	\$11,607,537		2,943,296		\$14,550,833	\$5,875,148			\$5,875,148	\$275,123			\$275,123	\$20,701,104
Montebello	\$3,964,503		930,000	(3,686,044)	\$1,208,459		(2,005,956)		(\$2,005,956)				\$0	(\$797,497)
LACMTA	\$136,518,813		(11,077,272)	(125,441,549)	(\$8)	\$17,095,478		(17,095,478)	\$0	\$1,155,301			\$1,155,301	\$1,155,293
Norwalk	\$1,400,779		340,340	(429,102)	\$1,312,017	\$400,000			\$400,000				\$0	\$1,712,017
Redondo Beach	\$524,148		122,359		\$646,507				\$0		(1,059,695)		(\$1,059,695)	(\$413,188)
Santa Clarita	\$925,670		214,265	(350,000)	\$789,935				\$0				\$0	\$789,935
Santa Monica	\$9,572,172		(7,081,509)	(2,214,924)	\$275,739	\$5,744,771			\$5,744,771	\$726,712			\$726,712	\$6,747,222
Torrance	\$3,014,094		1,077,011	(\$3,980,722)	\$110,383				\$0				\$0	\$110,383
TOTALS	\$193,748,758	\$810,000	(\$8)	(\$164,555,276)	\$30,003,473	\$34,190,957	(\$2,005,956)	(\$25,022,057)	\$7,162,944	\$2,310,603	\$0	(\$1,616,821)	\$693,782	\$37,860,200

Note: Some grants were awarded with a different allocation year of Section 5307 funds compare with the allocation year originally requested in the grant. For example, the agency requested FY2014 Section 5307 funds but were awarded with FY2013 Section 5307 funds.
See Combined Balances table for total Section 5307 Balances.

Los Angeles County Metropolitan Transportation Authority
Los Angeles County
FY2014 Section 5307 Fund Balances
As of September 30, 2015

OPERATOR	FY2015				Balance 85% Allocations (incl. COP)	FY2015				Balance 15% Allocations	FY2015			TOTAL BALANCE FY2015
	85% Allocations	Lease Payment (COP)	Transfer In/(Out)	Obligation		15% Allocations	Transfer In/(Out)	Obligation	ATI-1% Allocations		Transfer In/(Out)	Obligation	ATI-1% Allocation	
Antelope Valley	\$37,126		\$430,423		\$467,549								\$0	\$467,549
Arcadia	\$299,018		\$36,178		\$335,196								\$0	\$335,196
Claremont	\$169,209		\$20,473		\$189,682								\$0	\$189,682
Commerce	\$507,700		\$61,427		\$569,127								\$0	\$569,127
Culver City	\$2,809,556	\$810,000	\$339,929		\$3,959,485	\$4,306,090			\$4,306,090	\$286,258			\$286,258	\$8,551,833
Foothill	\$14,583,569		\$3,903,014		\$18,486,583								\$0	\$18,486,583
Gardena	\$2,513,389		\$429,941		\$2,943,330								\$0	\$2,943,330
LADOT	\$6,466,090		\$1,262,205	(\$4,800,000)	\$2,928,295	\$3,612,361			\$3,612,361	\$263,490		(260,400)	\$3,090	\$6,543,746
La Mirada	\$141,198		\$17,084		\$158,282								\$0	\$158,282
Long Beach	\$12,290,829		\$1,627,011	(\$11,464,539)	\$2,453,301	\$250,000	(\$250,000)		\$0	\$360,224		(296,667)	\$63,557	\$2,516,858
Montebello	\$4,000,785		\$484,056		\$4,484,841								\$0	\$4,484,841
LACMTA	\$136,239,987		(1,061,078)	(\$100,300,000)	\$34,878,909	\$17,175,295			\$17,175,295	\$1,169,009			\$1,169,009	\$53,223,213
Norwalk	\$1,230,651		148,897	(\$1,128,834)	\$250,714	\$925,681		(764,269)	\$161,412	\$259,038		(213,333)	\$45,705	\$457,831
Redondo Beach	\$543,388		65,745		\$609,133								\$0	\$609,133
Santa Clarita	\$1,474,868		178,445		\$1,653,313								\$0	\$1,653,313
Santa Monica	\$9,564,136		(8,264,048)		\$1,300,088	\$8,328,651		(\$7,975,108)	\$353,543				\$0	\$1,653,631
Torrance	\$3,184,275		570,298	(\$3,715,000)	\$39,573								\$0	\$39,573
TOTALS	\$196,055,774	\$810,000	\$250,000	(\$121,408,373)	\$75,707,400	\$34,598,078	(\$250,000)	(\$8,739,377)	\$25,608,701	\$2,338,019	\$0	(\$770,400)	\$1,567,619	\$102,883,721

Los Angeles County Metropolitan Transportation Authority
Los Angeles County
FY2013 - FY2015
Combined Section 5307 Fund Balances
as of September 30, 2015

OPERATOR	COMBINED BALANCE FY2013/2014/2015	COMBINED BALANCE FY2013/2014/2015	COMBINED BALANCE FY2013/2014/2015	TOTAL COMBINED BALANCE
	85% Allocations	15% Allocations	ATI-1% Allocations	FY2013/2014/2015
Antelope Valley	\$796,391	\$0	\$0	\$796,391
Arcadia	\$2,205,109	\$0	\$0	\$2,205,109
Claremont	\$699,770	\$0	\$0	\$699,770
Commerce	\$1,482,737	\$0	\$0	\$1,482,737
Culver City	\$2,347,653	\$1,970,449	\$106,348	\$4,424,450
Foothill	\$18,574,791	\$0	\$0	\$18,574,791
Gardena	\$3,926,806	\$4,052,973	\$0	\$7,979,779
LADOT	\$5,966,517	\$3,612,361	\$8,355	\$9,587,232
La Mirada	\$1,274,881	\$0	\$0	\$1,274,881
Long Beach	\$2,453,301	\$0	\$63,557	\$2,516,858
Montebello	\$14,622,518	\$0	\$17,631	\$14,640,149
LACMTA	\$34,930,121	\$17,175,295	\$5,225,482	\$57,330,898
Norwalk	\$254,361	\$157,765	\$45,705	\$457,831
Redondo Beach	\$1,810,879	\$0	\$0	\$1,810,879
Santa Clarita	\$5,345,789	\$0	\$0	\$5,345,789
Santa Monica	\$763,371	\$890,260	\$726,712	\$2,380,343
Torrance	\$1,827,481	\$4,949,309	\$0	\$6,776,790
TOTALS	\$99,282,475	\$32,808,413	\$6,193,790	\$138,284,678


Transfers on 2nd Boarding

IAT Draft Marketing Plan

January 2016



Marketing - Objectives & Key Messages



- Objectives
 - Inform riders of new transfer policy
 - Educate customers on how to purchase and use transfers throughout the region
- Key Messages
 - Transfers, if applicable, occur automatically upon second boarding
 - 2 ½ hour transfer window
 - 18 TAP participants accept and issue inter-agency transfers
 - Stored Value is valid across 24 TAP enabled agencies

Marketing - Strategies

- Encourage regional ridership by emphasizing benefits of new transfer policy
- Highlight benefits:
 - Faster boarding times
 - Less hassle
 - Easier connectivity
 - Usefulness of Stored Value
 - Automatically calculated
- Encourage customers to utilize website to load Stored Value



Marketing - Internal Communications



- *Rollout 3 months prior to implementation*
- Distribute regional Operator Bulletin outlining high level details
- Provide thorough “train the trainer” demonstrations for operators and/or supervisors across the region
- Equip operators with pocket sized handouts for customer distribution
- Perform TAP call center & customer service training
- Inform TAP vendors of upcoming changes

Marketing – Customer Campaign

- *Rollout 6 weeks prior to implementation*
- Digital
 - Web ad on metro.net, 511 and new TAP website—linking to landing page for full information and FAQs
 - Web ads made available for TAP participants (optional)
 - E-blast to ETCs & registered TAP users highlighting new policy and benefits
 - New TVM transfer purchase flow design informing how to transfer
 - Information included in bi-monthly newsletter
 - East Portal LED banner
 - East Portal Tower ads



Marketing – Customer Campaign (cont'd)

- Social Media & Other
 - Social Media posts on Facebook & Twitter
 - Story on The Source & El Pasajero blog
 - Messages on hold announcement (1.866.TAPTOGO)
 - Customized marketing for TAP partners

The screenshot shows the Monterey Park California website. The top navigation bar includes: GOVERNMENT, SERVICES, RESIDENTS, VISITORS, BUSINESS, and HOW DO I... Below the navigation bar is the site title "MONTEREY PARK California" and a search bar with the text "Search Monterey Park...". There are also links for "Traducir" and "Translate".

The main content area is titled "Spirit Bus" and includes a breadcrumb trail: Home > Government > Departments > Public Works > Transportation Services > Spirit Bus. The "Hours of Operation" section is divided into two parts:



Routes 1, 2, 3, & 4	
Monday - Friday	6:30 a.m. - 6:30 p.m.
Saturday	9:10 a.m. - 5:45 p.m.
Sunday	No Service

Route 5	
Monday - Friday	6:30 a.m. - 6:30 p.m.
Saturday - Sunday	No service

To the right of the hours of operation is an "Alert!" box stating: "Route #5 schedule change effective Jan. 11, 2016. Click [here](#)." Below the alert is a blue box with the text "Monterey Park is now on TAP!" and a link "Find out more >".

The left sidebar contains links for "Spirit Bus", "Airplane Noise", and "Bike Plan". At the bottom of the sidebar are three buttons: "EMPLOYMENT", "ONLINE TOOLS", and "RECREATION PROGRAMS".

Marketing – Customer Campaign (cont'd)



- Print Collateral
 - Car cards
 - Rail posters
 - Take ones
 - Flyers and rider alerts
 - Updated TAP user's guide
 - Vendor location posters for customers
 - Messages on bus or rail (target specific locations)
 - Operator Pocket Guide
 - Station signage


Vendor TAP Card Distribution

- Existing network has increased by 20% within 6 months
 - Superior Market
 - Ralphs
 - LA County Libraries
 - LA City Libraries
- Ensure sufficient card stock
- Distribute updated vendor directories
- Update vendor signage
- Target affected areas throughout the region as outlined in Title 6.
- Utilize GIS technology to identify additional gaps in network



Additional TAP Card Distribution Efforts

- Distribute up to 1 million TAP cards in impacted areas
- Reduced Fare outreach at senior centers, schools and other agencies
- Implement TAP Gift card pilot



Questions? Thank you!

**Proposed Ballot Measure Non-Capital Working Group
Draft Proposal Options Coming out of 1/11/16 Meeting**

Figures in Percent(%)	Measure R (For Comparison Purposes)	Working Group Draft Proposal Options			
Funding Category		Baseline	SCRRRA	Metro	Local Return
Transit Operations	20	20	20	20	20
Local Return(1)	15	18	15	16	20
Rail Operations	5	5	5	5	5
State of Good Repair	0	3	1	6	3
SCRRRA(2)	3	1	5	1	1
Access Paratransit	0	3	2	2	1
LTSS	0	0	1	0	0
Tier 2	0	0	1	0	0
Total Percentage:	43	50	50	50	50

Notes:

(1) Local Return Setasides:

Tier 2	%TBD	-	\$4M/yr initially	%TBD
LTSS	%TBD	-	\$4M/yr initially	%TBD

(2) SCRRRA Measure R amount capital only

METROLINK®



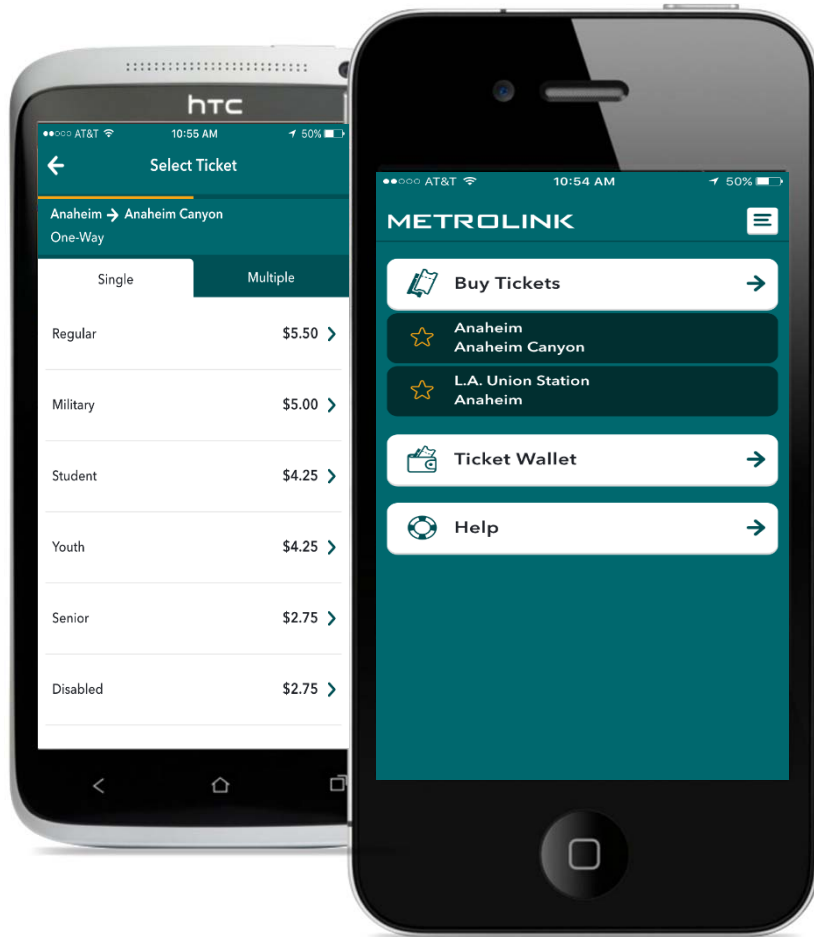
Metrolink Mobile Ticketing

Demonstration for
Connecting Transit Partners

January 2016



What is Metrolink Mobile Ticketing?



- Mobile ticketing allows Metrolink riders to purchase and use tickets directly from their smartphone
- **The riders' smartphones are both their *vending machine* and their *ticket***
- The Metrolink mobile ticketing application has a simple name:



METROLINK®



What do customers need in order to use mobile ticketing?



- A smartphone running Android or iOS (iPhone) software
- To download the free “Metrolink” mobile ticketing app
- A payment card (debit, credit, or prepaid card)





Where can customers use mobile ticketing?



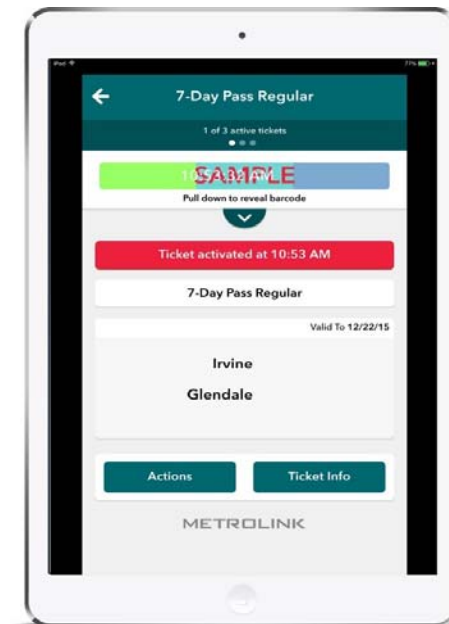
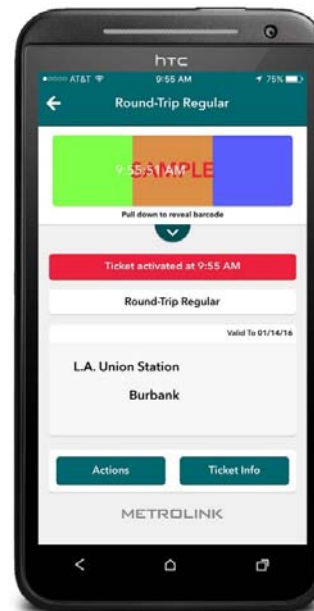
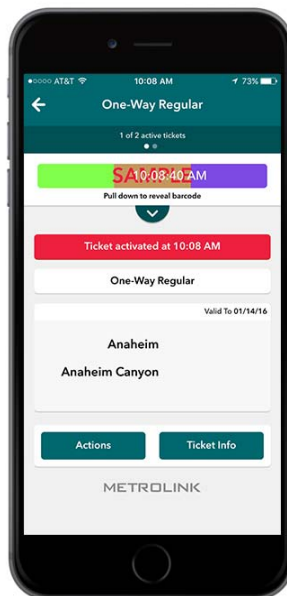
- A mobile ticket is just a digital version of a paper ticket
 - Customers will show staff their mobile tickets on a phone screen instead of showing a paper ticket
 - Mobile tickets are valid for transfers to the same connecting services as paper tickets
- Mobile ticketing will be available for “beta testing” on the Inland Empire / Orange County Line in January 2016. Other lines and services will go live over the course of 2016, starting as early as February
- Customers can check to see if mobile ticketing is available for their service by visiting metrolinktrains.com





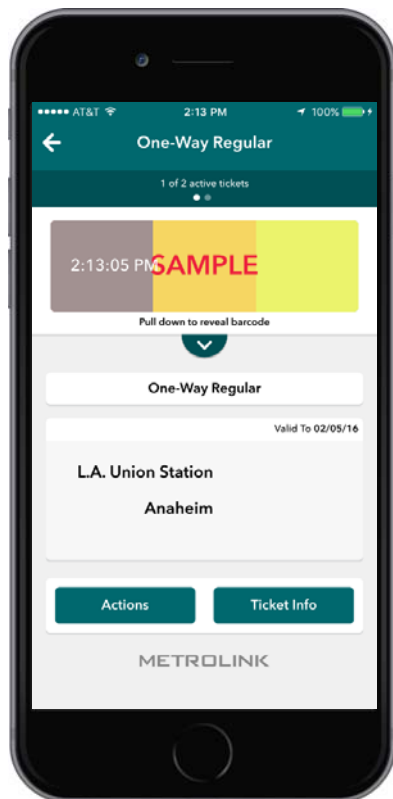
Tickets look the same on every device

- Tickets will appear the same on all iOS and Android devices





Visual & barcode tickets:



- Each ticket can be displayed in two different formats:
- The “visual” format is designed to be inspected by eye, as paper tickets have traditionally been inspected
- The “barcode” format can be electronically scanned and validated
- Swiping up or down switches the format of the ticket





What to look for on visual tickets:

Fraud protection:

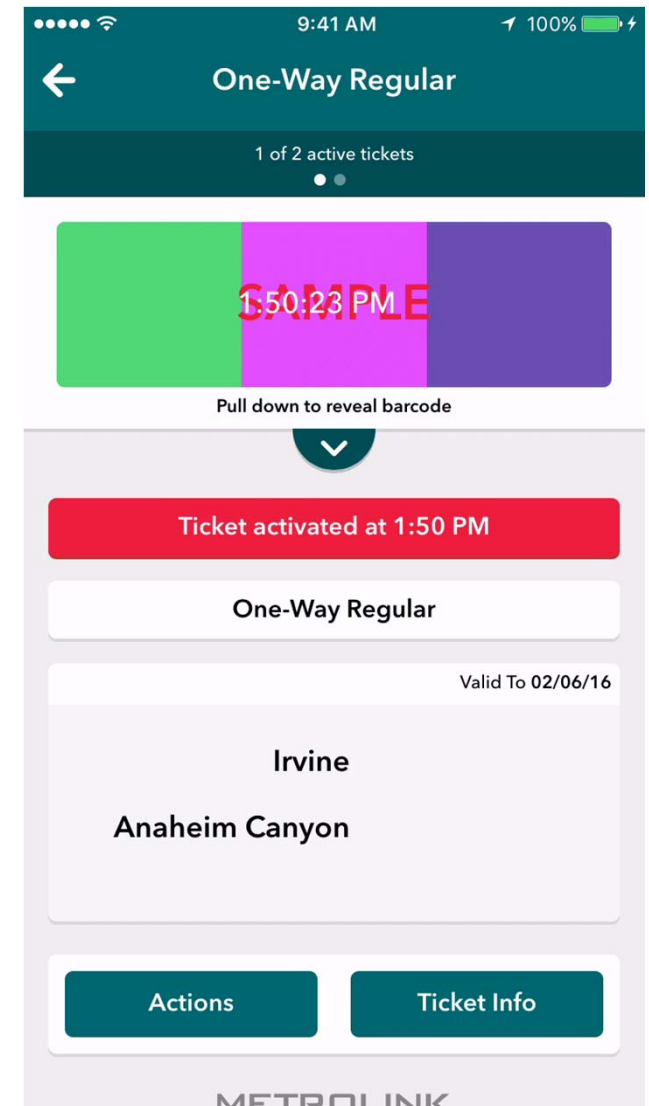
- Dynamic colors pulsate and the current time moves across the screen
- Colors change every few minutes: look for motion

Recent activation:

- A red bar here indicates that the ticket was just activated

Ticket information:

- Station pairs, fare type, and validity are shown here, like on paper tickets





Other details:

Multi-rider tickets:

1 of 2 active tickets

- Riders can buy and hold multiple people's tickets on their phone (e.g. for a family). Swiping left or right switches between individual tickets

Used and expired tickets:

Ticket has been used.

- 'Used' and 'expired' tickets are marked as such. These tickets continue to be valid for transfers on the day of their use in the same situations paper tickets are valid

Used on 12/30/15

Dead Phone / Battery:

- Dead phones / batteries are not an excuse. They should be treated in the same way as when riders misplace or forget their paper tickets

METROLINK®



Appendix



Overview of purchase and use flow:

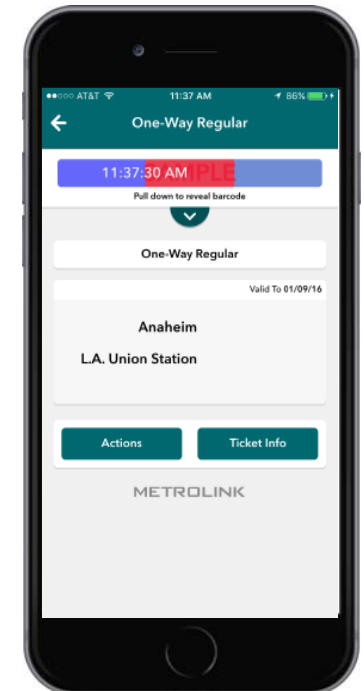
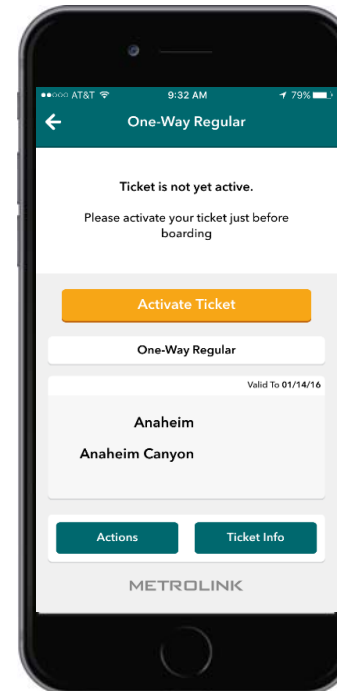
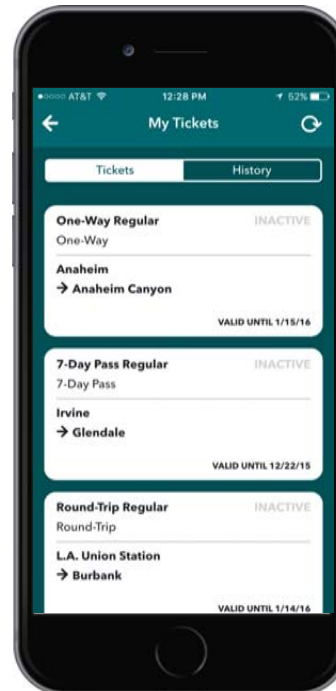
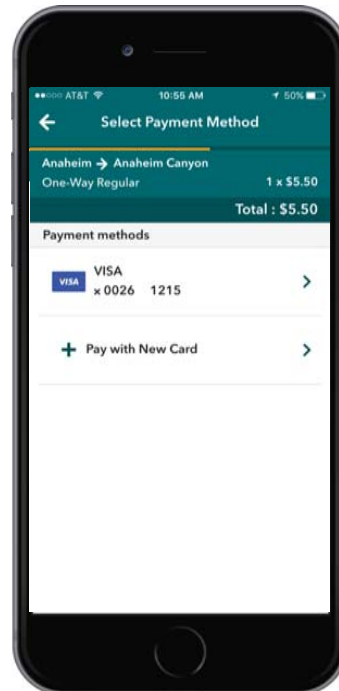
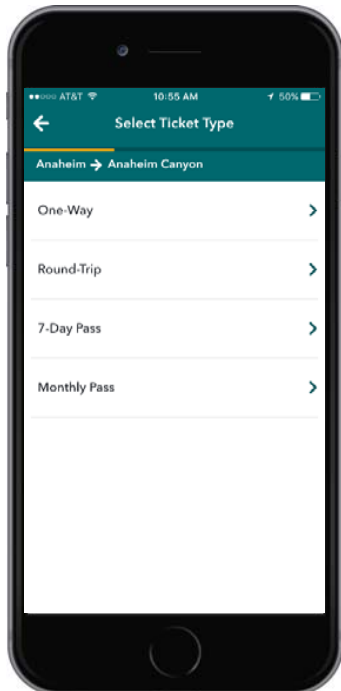
select a ticket to purchase

enter payment information

select ticket from “wallet”

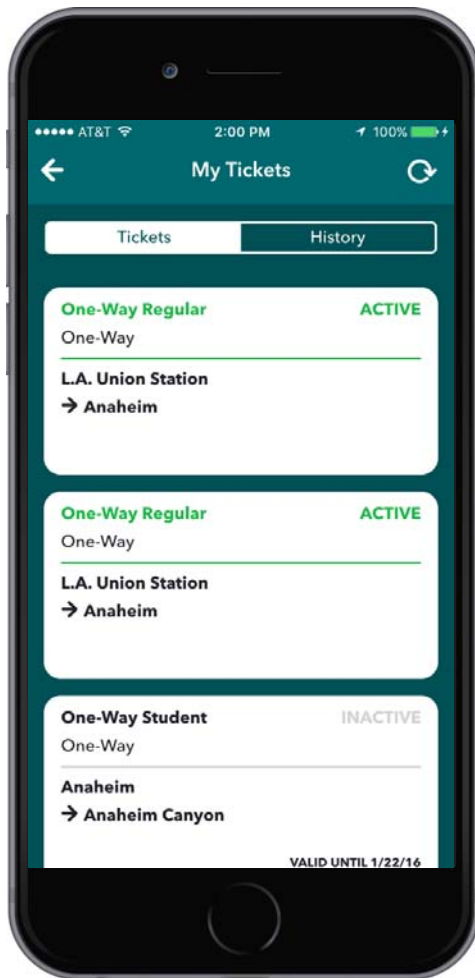
activate ticket

use ticket to ride

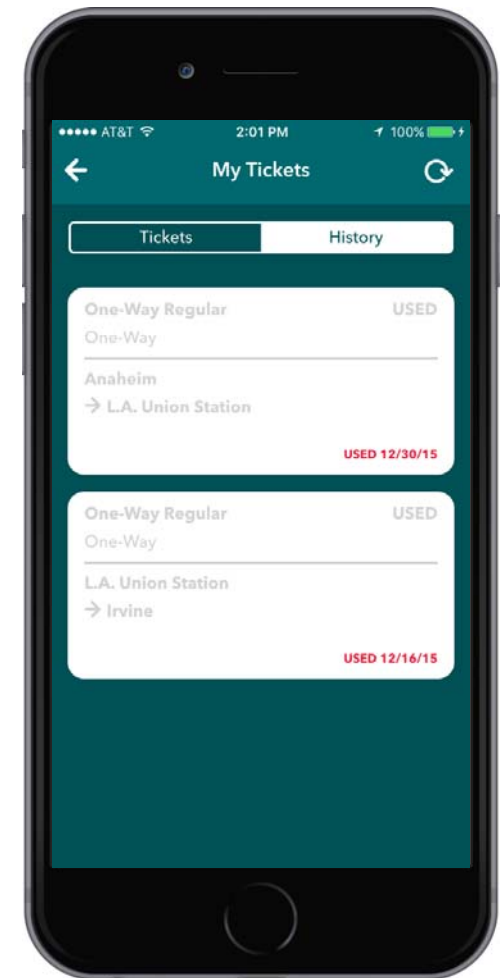




Ticket wallet and ticket history:



- Unused tickets and currently valid passes are stored in the “ticket wallet” feature of the app
 - riders need to activate a ticket to ride
- Used and expired tickets appear in the app’s “ticket history”
 - riders may need to pull up recently expired tickets when connecting to a bus after a long train journey



METROLINK®



The Metrolink Mission Statement

To provide an outstanding passenger experience on every ride
with safe, clean, dependable and on-time operations.