

Metro South Bay Proposed Service Changes

Effective
December 2010



Metro

SOUTH BAY PROPOSED SERVICE CHANGES

- Restructure or discontinue poor performing routes.

Lines 202, 439, 607, 608, 626

- Right size Metro Rapid corridors to meet service warrants.

Lines 711, 715

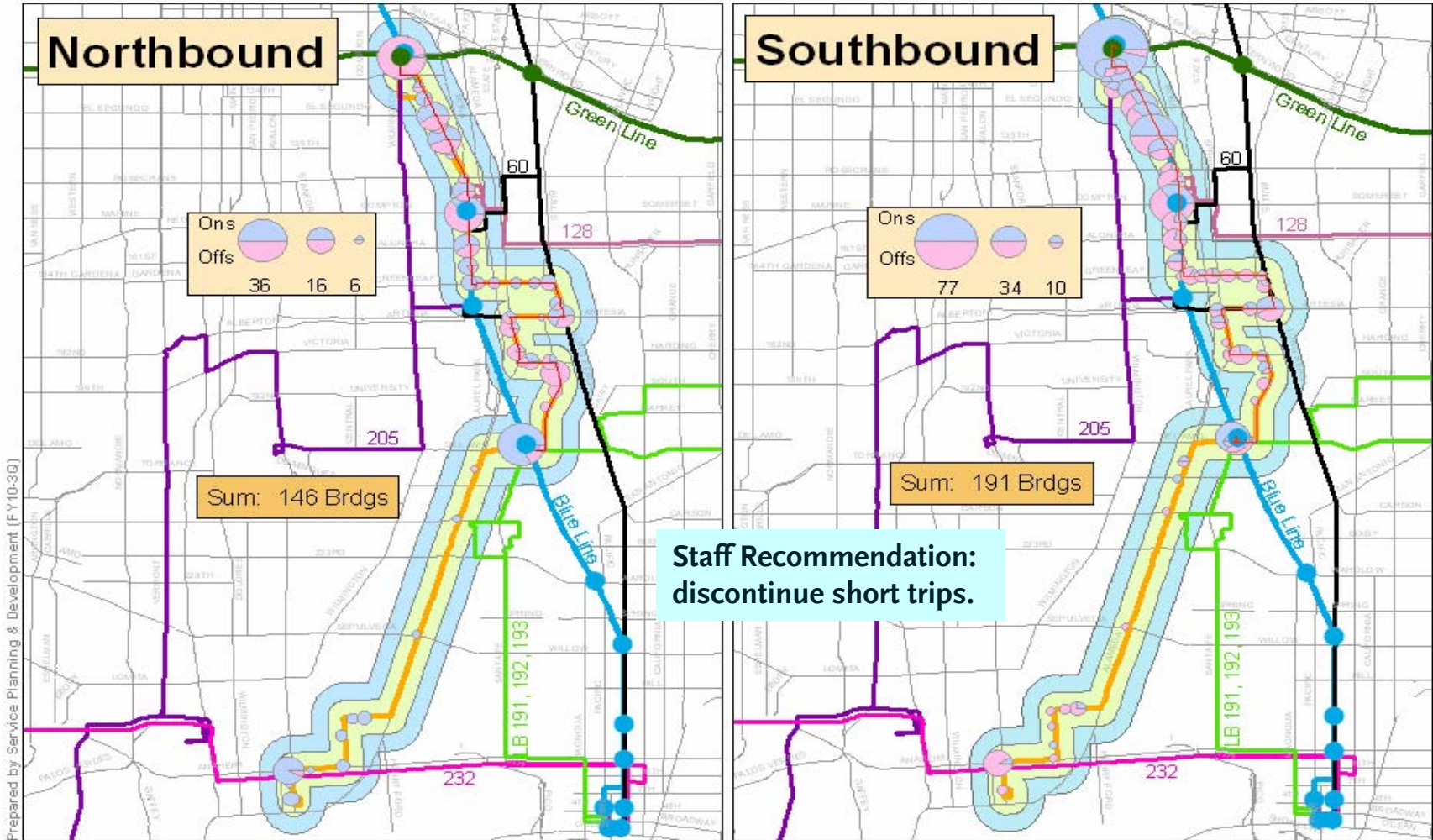
Modify or Discontinue Poor Performing Routes

- Productivity measured by the number of Boardings per Revenue Hour.
- Metro's most productive bus lines average over 60 Boardings per Revenue Hour.
- Metro's least productive bus lines average less than 20 Boardings per Revenue Hour.
- Low productivity bus lines consume subsidy dollars that could benefit a greater number of riders when invested in better performing routes

Discontinue Shortline Trips



Line 202



Prepared by Service Planning & Development (F.Y.10-30)

Thomas Bros. Maps
A BANCORP COMPANY

Thomas Bros. Maps is a registered trademark of Thomas Bros. Maps & Company.
Reproduction of this map is prohibited without the written permission of Thomas Bros. Maps & Company.
© 2010 Thomas Bros. Maps & Company. All rights reserved.

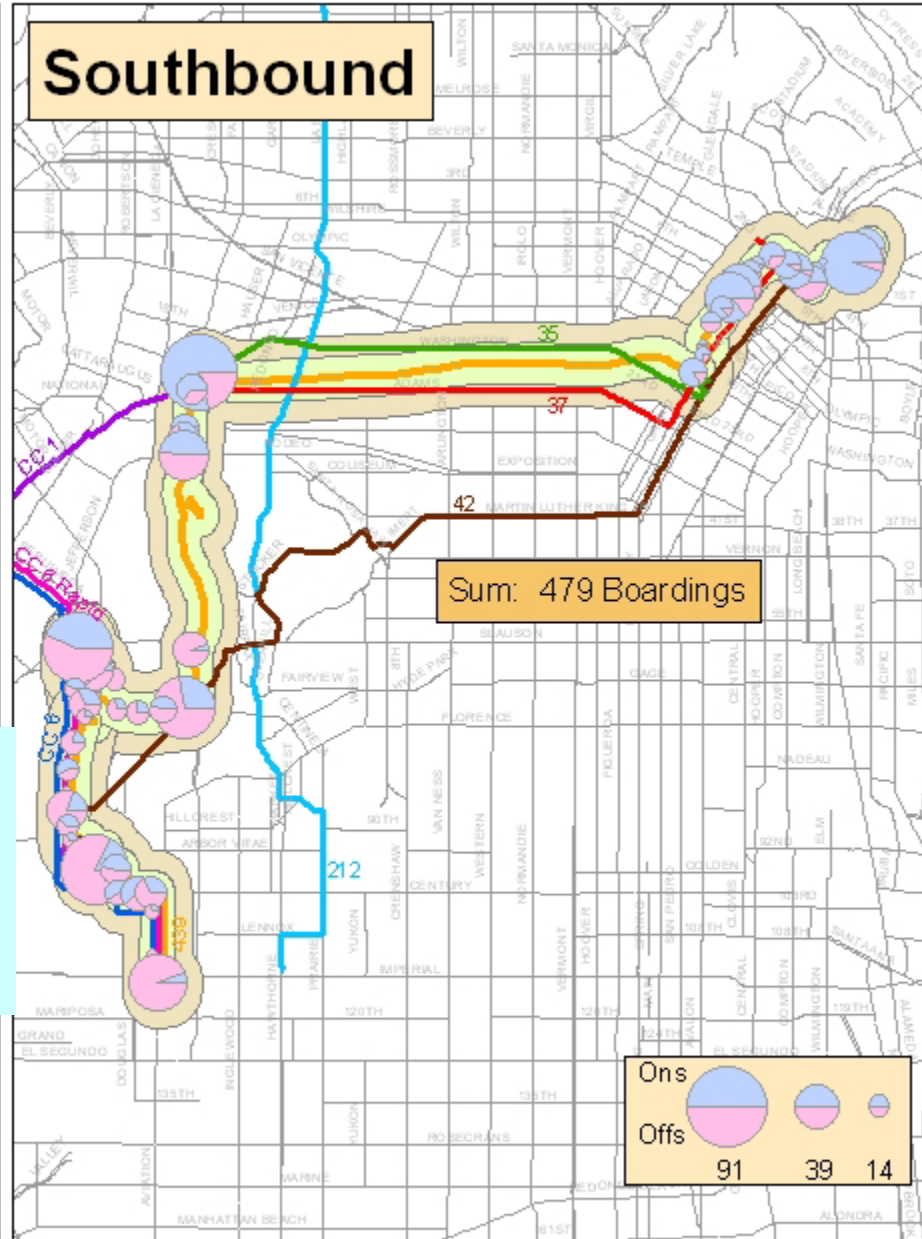
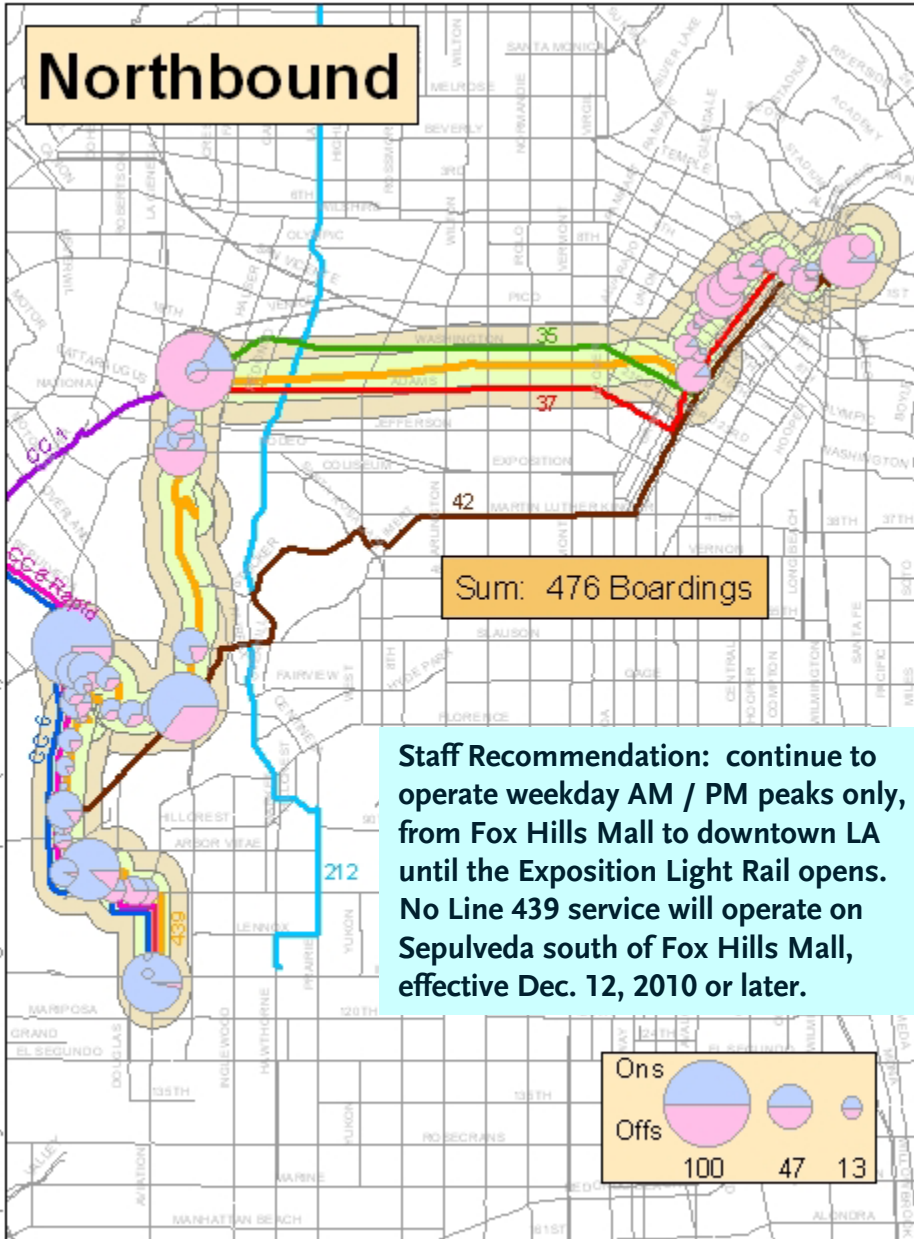


- Line 202 Shortline
- Line 202
- Line 60
- Line 128
- Line 205
- Line 232
- Blue Line
- Green Line
- LB 191, 192, 193

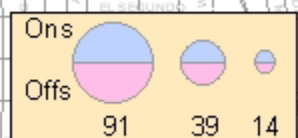
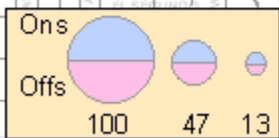


Northbound

Southbound



Staff Recommendation: continue to operate weekday AM / PM peaks only, from Fox Hills Mall to downtown LA until the Exposition Light Rail opens. No Line 439 service will operate on Sepulveda south of Fox Hills Mall, effective Dec. 12, 2010 or later.



- Line 439
- Line 37
- 1/4 Mile Radius
- Line 42



Discontinue Counter Clockwise Service

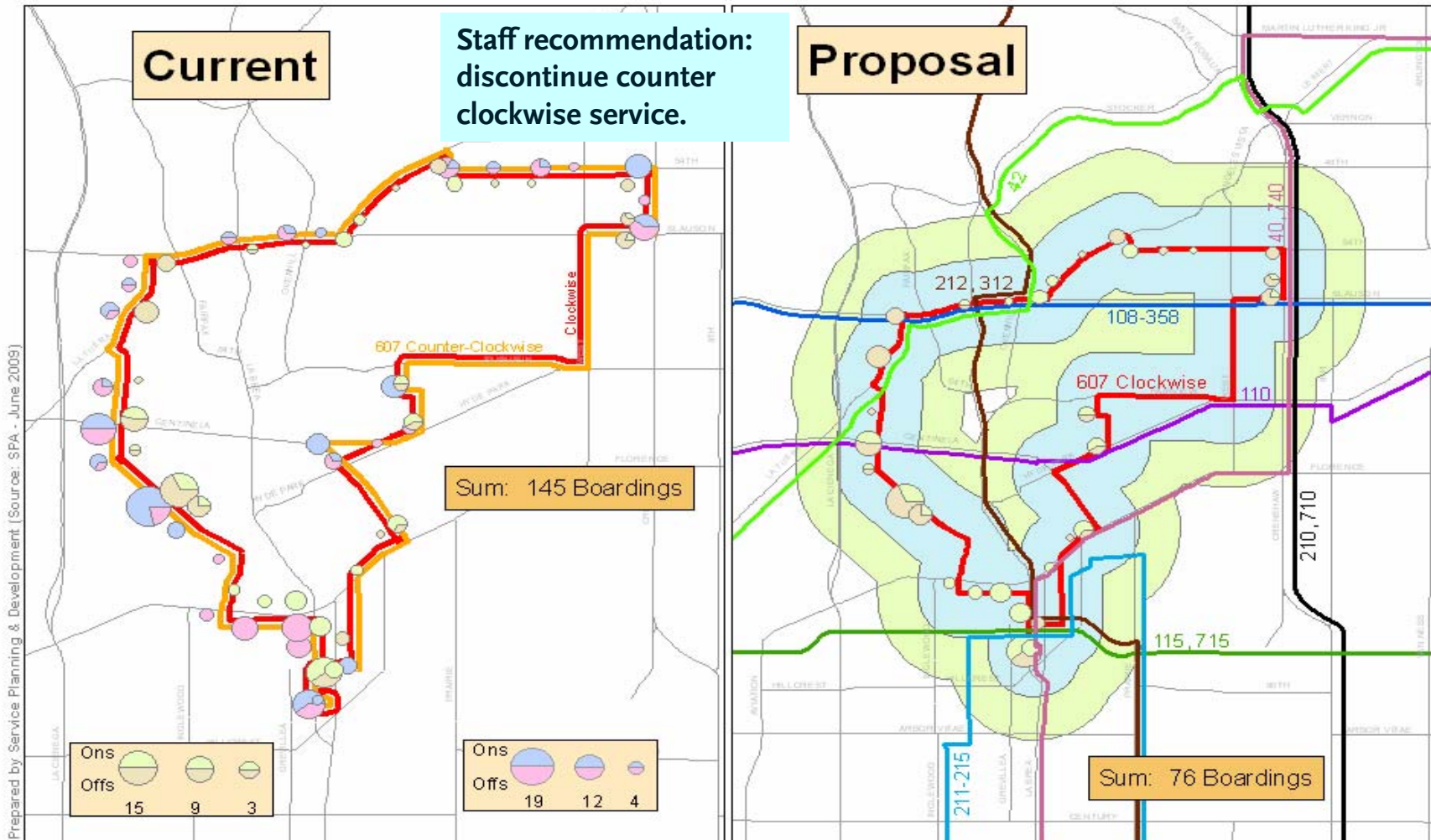


Line 607

Staff recommendation:
discontinue counter
clockwise service.

Current

Proposal

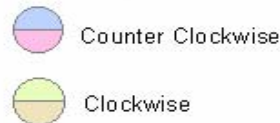


Prepared by Service Planning & Development [Source: SPA - June 2009]

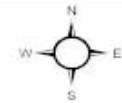
Thomas Bros. Maps

A BANCORP COMPANY
Thomas Bros. Maps is a registered trademark of Royal Mail, & Company.
Reproduced with permission from Royal Mail, & Company.
© Royal Mail, & Company.
All rights reserved.

0 0.4 0.8 Miles



- Line 607 Counter-Clockwise
- Line 607 Clockwise
- 40, 740
- 42
- 108-358
- 110
- 115, 715
- 210, 710
- 211-215
- 212, 312

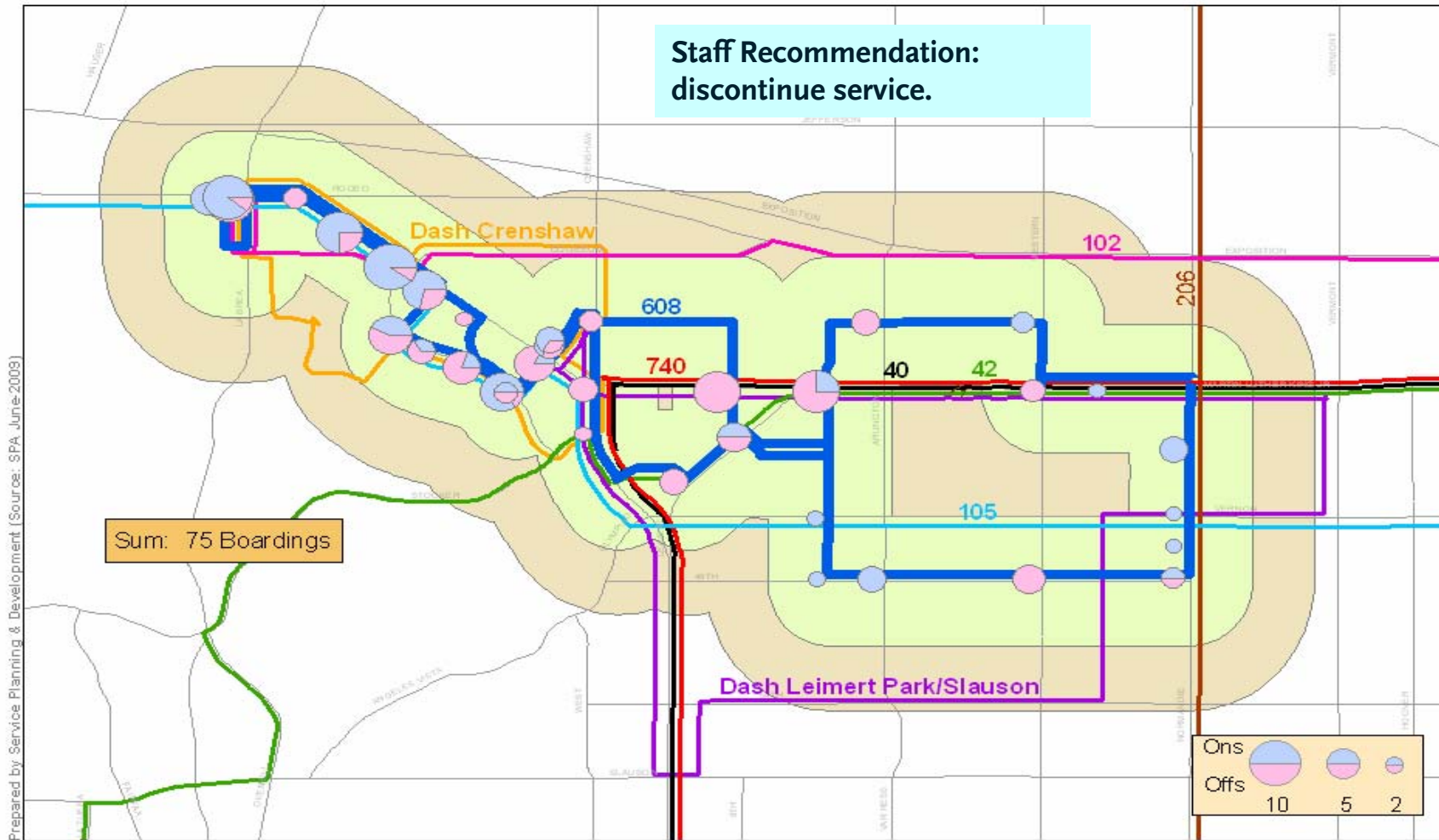


Discontinue Service



Line 608


Staff Recommendation:
discontinue service.



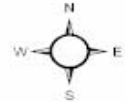
Prepared by Service Planning & Development (Source: SPA June 2008)

Thomas Base Maps

Thomas Base Maps is a registered trademark of Thomas Base Maps & Company. Reproduction and use of this map is prohibited without the express written permission of Thomas Base Maps & Company. All rights reserved.



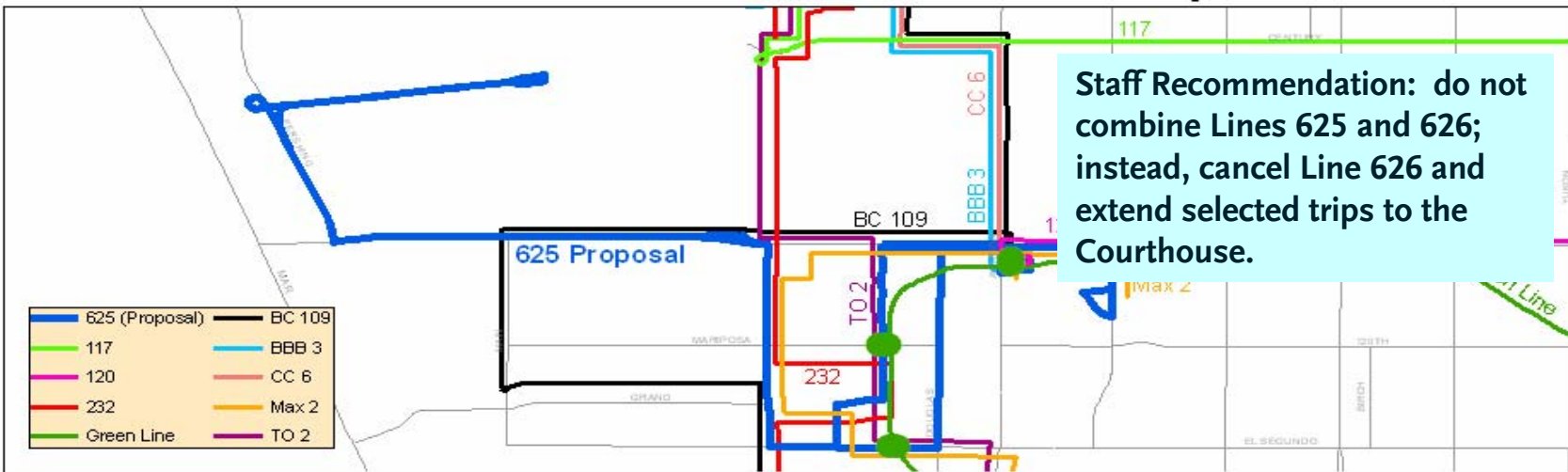
- Line 608
- Line 40
- Line 206
- 1/4 Mile Radius
- Line 42
- Line 740
- 1/2 Mile Radius
- Line 102
- Dash Crenshaw
- Line 105
- Dash Leimert Park/Slauson



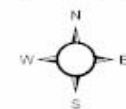
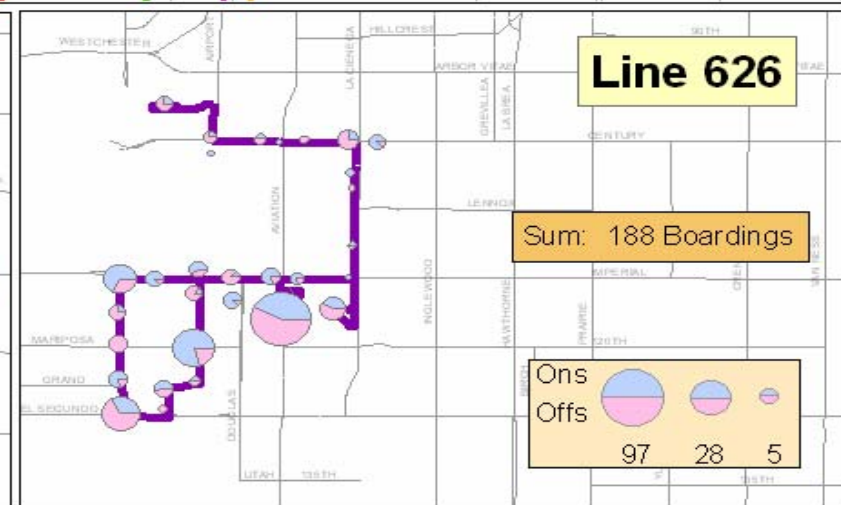
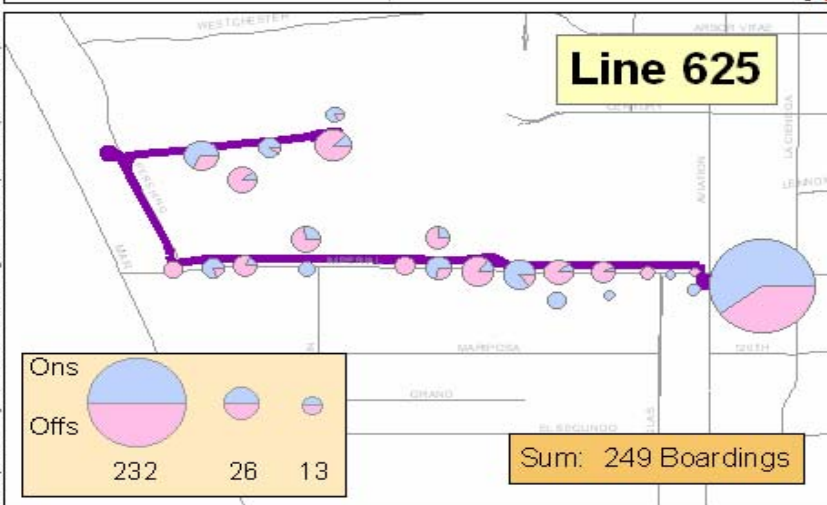
Proposal 1 to Combine – Not Recommended



Line 625 combined with Line 626 Proposal



Prepared by Service Planning & Development (FY10-3.0)

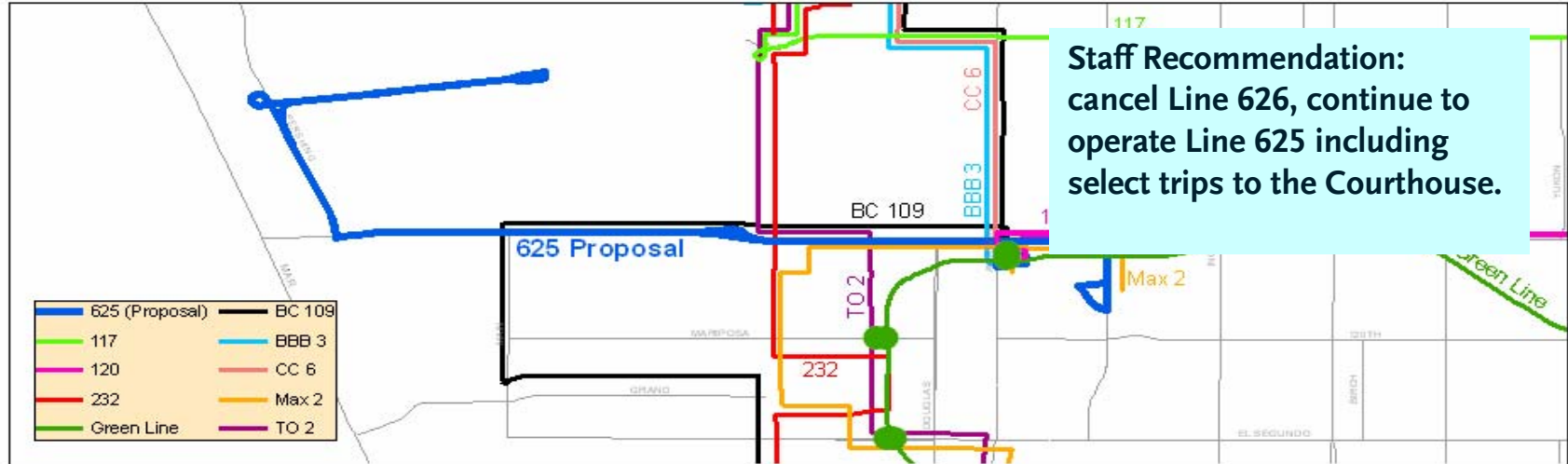


Proposal 2 – Cancel Line 626, Continue Line 625



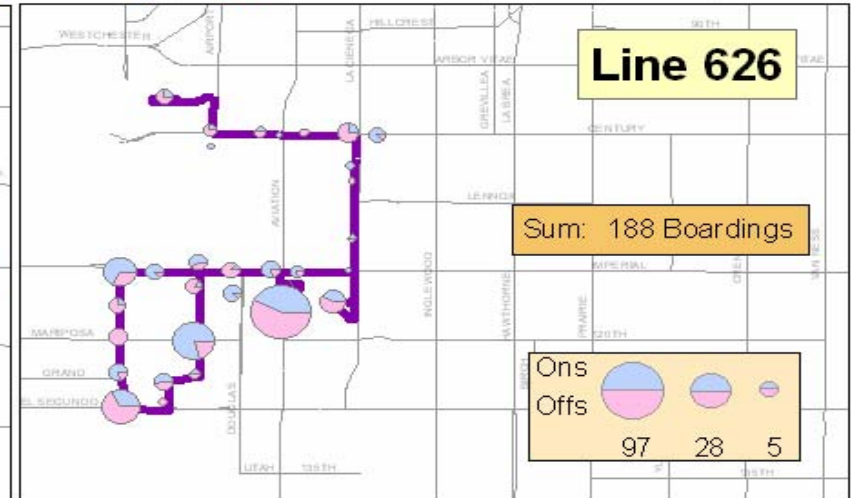
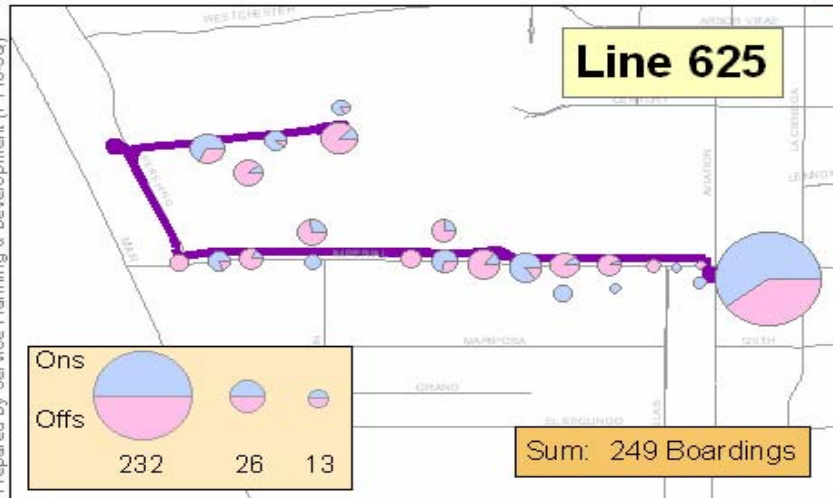
Line 625 Modified Proposal

Staff Recommendation:
cancel Line 626, continue to operate Line 625 including select trips to the Courthouse.



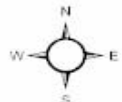
- 625 (Proposal)
- 117
- 120
- 232
- Green Line
- BC 109
- BBB 3
- CC 6
- Max 2
- TO 2

Prepared by Service Planning & Development (FY10-3.0)



Thomas Bros. Maps
A BANCORP COMPANY

Thomas Bros. Maps is a registered trademark of Tomco Software & Computers.
Reproduced with permission from the City of Los Angeles.
© 2009 Thomas Bros. Maps & Computers.
All rights reserved.



Systemwide Metro Rapid Evaluation – Five Measurable Criteria

- Round-trip running time 20% faster than local
- Bus stop spacing should average 0.7 miles
- Operate every 10” peak, 20” base
- Boarding per revenue hour should be at least 80% of the system average.
- Rapid average trip length should be at least 25% longer than average local trip length.

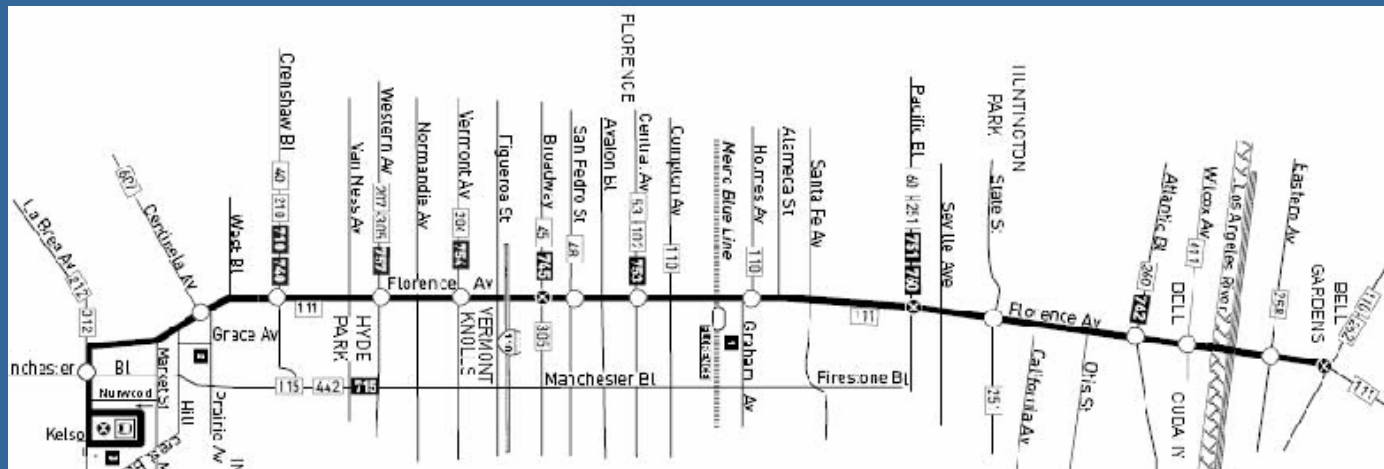
Line 711

Boardings per Revenue Service Hour			Round Trip Travel Time Reduction			Trip Length Ratio		
DX	SA	SU	DX	SA	SU	DX	SA	SU
43.68			18.4			1.11		
Does not achieve threshold standard. Local Line 111 carries 58.60			Does not achieve threshold standard. Stop spacing is .82 mile.			Does not achieve threshold standard of 1.25.		

Alternate Services

Staff Recommendation: discontinue Line 711 as proposed, and create new limited stop service Line 311.

1. Line 111 provides local service on Florence Av.
2. Rapid hours will be reinvested into local service where needed.



Line 715

Boardings per Revenue Service Hour			Round Trip Travel Time Reduction			Trip Length Ratio		
DX	SA	SU	DX	SA	SU	DX	SA	SU
38.13			15.8			1.10		
Does not achieve threshold standard. Local Line 115 carries 57.49			Does not achieve threshold standard of 20.0. Stop spacing is .94 mile.			Does not achieve standard of 1.25.		

Alternate Services

1. Line 115 provides local service on Manchester Ave.
2. Rapid hours will be reinvested into local service where needed.

Staff Recommendation: discontinue Line 715 and improve Line 115 service.

